LAS VEGAS RAIDERS

WEEKLY RELEASE



WEEK 12

NOV. 29, 2026 | 5:20 PM | at BROWNS

TABLE OF CONTENTS

Cover **1**
Release **4-80**
Game Release 4-80
Rosters **82-93**
Roster/Alphabetical 82
Roster/Numerical 83
Roster/Depth Chart 84
Roster/Positional 85
Roster/How Built 87
Game-By-Game Starters 88
Player Participation 89
Transactions 91-93
Raiders Statistics **95-141**
Las Vegas Raiders Stats 95
Cleveland Browns Stats 97
Defensive/Special Teams Stats 98
Game-By-Game Offense 99
Game-by-Game Defense 100
Team Highs And Lows 101
Individual Single-Game Highs 103-105
Opponents Individual Highs 106-108
Big Yardage Games 109
Big Plays of 20+ Yards 110
Opponent Big Plays of 20+ Yards 111
Longest Drives 112
Drive Charts 113-115
Drive Charts - Opening Drives 116
Advances Chart 117
Third Down Efficiency Team/Opponents 118
Fourth Down Efficiency 119
100.0+ Passer Rating 120
Completions by Distance 121
Yards Gained By Down 122
Big Returns: Kickoff and Punt 123
Opponent Big Returns: Kickoff and Punt 124
Takeaways and Opponent Takeaways 125
Turnover Breakdown Chart - Team and Opponent 126
Red Zone Efficiency 127
Onside Kicks 128
Blocked Kicks 129
Two-Point Conversions 130
Scoring Breakdown 131
Goal to Go Situations 132
Goal to Go Situations - Detailed 133
Replay Challenges 134
Team Record When... 135
The Last Time 136-141
Updated Player Bios **143-380**
Game Summaries **382-396**
Last Week's Game **398-448**
Gamebook 398-416
Last Week's Game Clips 417-448
Feature Clips Divider **449**
Feature Clips **450-557**

LAS VEGAS RAIDERS

WEEKLY RELEASE

WEEK 12

Sunday, Nov. 29, 2026
5:20 p.m. (PT)
HUNTINGTON BANK FIELD

4-7

6-4

2026 SCHEDULE

REGULAR SEASON

Sun., Sept. 13	**MIAMI DOLPHINS**	**W, 27-13**	**1-0**
Sun., Sept. 20	at Los Angeles Chargers	W, 26-14	2-0
Sun., Sept. 27	at New Orleans Saints	W, 35-27	3-0
Sun., Oct. 4	**KANSAS CITY CHIEFS**	**L, 27-30**	**3-1**
Sun., Oct. 11	at New England Patriots	L, 17-45	3-2
Sun., Oct. 18	**BUFFALO BILLS**	**L, 30-33**	**3-3**
Sun., Oct. 25	**LOS ANGELES RAMS**	**L, 21-35**	**3-4**
Sun., Nov. 1	at New York Jets	W, 38-33	4-4
Sun., Nov. 8	at San Francisco 49ers	L, 17-38	4-5
Sun., Nov. 15	**SEATTLE SEAHAWKS**	**L, 13-21**	**4-6**
Sun., Nov. 22	at Denver Broncos	L, 24-38	4-7
Sun., Nov. 29	at Cleveland Browns	5:20 p.m.	FOX
	BYE WEEK		
Sun., Dec. 13	**LOS ANGELES CHARGERS**	**1:05 p.m.**	**CBS**
Sun., Dec. 20	**DENVER BRONCOS**	**1:25 p.m.**	**CBS**
Sun., Dec. 27	**TENNESSEE TITANS**	**1:05 p.m.**	**FOX**
Sun., Jan. 3	at Arizona Cardinals	1:05 p.m.	CBS
TBD	at Kansas City Chiefs	TBD	TBD*

- Select prime-time games and Week 18 subject to change

**** Specific dates, start times, and networks for Week 18 matchups will be determined and announced following the conclusion of Week 17.***

BROADCAST INFORMATION

TELEVISION
Sunday Night Football on NBC
Play-by-play: Mike Tirico
Color Analyst: Jason Garrett
Sideline Reporter: Melissa Stark
Producer: Rob Hyland
Director: Pierre Moossa

NATIONAL RADIO
Westwood One Sports
Play-by-play: Ryan Radtke
Analyst: Ryan Harris

LOCAL RADIO
Raiders Radio Network
Flagship: KOMP 92.3 FM "The Rock Station" and KRLV "Raider Nation Radio 920 AM" via Compass Media Network
Play-by-play: Jason Horowitz
Color Analyst: Kirk Morrison

SPANISH RADIO
Spanish Flagship: Deportes Vegas 1460 AM (KENO)
Play-by-play: Harry Ruiz
Color Analyst: Joel Romo

BY THE NUMBERS

12.8%

LB Quay Walker has spent the most time in tight coverage than any other linebacker in the NFL - 12.8% of his time on 300 coverage snaps.

13

LB Nakobe Dean has recorded 13 run stuffs in 2026, tied for the third most in the NFL among linebackers. Run stuffs are defined as tackles stopping runs for a loss or no gain.

29.4%

The Raiders have excelled at 3rd-and-long this season, converting on 29.4% of third downs when needing seven or more yards, the fifth best mark in the NFL.

89.5%

Per NGS, the Raiders have a 89.5% tackle efficiency rate, the second best in the NFL, and have missed tackles on just 10.5% of attempts (second lowest).

91.7%

K Matt Gay has made 22-of-24 (91.7%) field goal attempts in 2026. His 22 makes are tied for the sixth most in the NFL and his 91.7% field goal percentage is tied for the fourth best mark in the NFL among kickers with at least 20 attempts.

WHAT TO WATCH FOR



With 0.5 sacks, **DE Maxx Crosby** would total 75.0 sacks in his career, becoming the only player in the NFL since 2000 to reach 75.0+ sacks, 185+ QB hits and 450+ tackles in their first 125 career games after being drafted in the fourth round or later/undrafted. Crosby would also become the seventh-quickest player in the NFL since 2000 to reach 75.0 sacks and 185 QB hits after reaching the mark in just 122 games. With three tackles for loss, Crosby would join J.J. Watt as the only players since 1999 to record at least 145 tackles for loss before turning 30 years old. Crosby would also tie Myles Garrett for the most games (15) with at least three TFLs since he entered the league in 2019.

2026 OPPONENTS' RECORDS

Below is a look at some key information on the Raiders' 14 regular season opponents for the 2026 season:

Opponent	First met	Last met	Series record
Miami	9/2/66	9/13/26	19-20-1
LA Chargers	11/27/60	9/20/26	69-62-2
New Orleans	11/7/71	9/27/26	9-7-1
Kansas City	9/16/60	10/4/26	55-75-2
New England	10/16/60	10/11/26	17-19-1
Buffalo	10/23/60	10/18/26	21-21
LA Rams	10/29/72	10/27/26	8-9
NY Jets	10/28/60	11/1/26	26-18-2
San Francisco	12/20/70	11/8/26	7-9
Seattle	11/6/77	11/15/26	29-26
Denver	10/2/60	11/22/26	72-58-2
Cleveland	11/8/70	11/23/25	16-11
Tennessee	9/11/60	10/12/25	27-22
Arizona	10/7/73	9/18/22	6-5



RAIDERS SUPERLATIVES

VS. CLEVELAND BROWNS

Team Single-Game Highs/Lows

Total Yards: 565; Sept. 30, 2018
Rushing Yards: 222; Oct. 6, 1974
Passing Yards: 426; Sept. 30, 2018
Fewest Total Yards Allowed: 217; Nov. 16, 1986
Fewest Rushing Yards Allowed: 31; Sept. 20, 1992
Fewest Passing Yards Allowed: 68; Nov. 18, 1973
Points Scored: 45; Sept. 30, 2018
Fewest Points Allowed: 6; Nov. 1, 2020
Touchdowns: 5, three times; last: Sept. 30, 2018

Individual Single-Game Highs

Pass Attempts: 59, Todd Marinovich; Sept. 20, 1992
Pass Completions: 35, Derek Carr; Sept. 30, 2018
Passing Yards: 437, Derek Carr; Sept. 30, 2018
Passing Touchdowns: 4, two times; last: Derek Carr; Sept. 30, 2018
Carries: 31, Josh Jacobs; Nov. 1, 2020
Rushing Yards: 139, Latavius Murray; Sept. 27, 2015
Rushing Touchdowns: 2, two times; last: Tyrone Wheatley; Sept. 24, 2000
Receptions: 14, Brandon Myers; Dec. 2, 2012
Receiving Yards: 134, Amari Cooper; Sept. 27, 2015
Receiving Touchdowns: 2, four times; last: Jared Cook; Sept. 30, 2018

LAST GAME VS. BROWNS

November 23, 2025 – Raiders 10, Browns 24
Allegiant Stadium, Las Vegas, NV

Team Statistics	RAIDERS	BROWNS
Total Net Yards	268	270
Total Offensive Plays	75	48
Net Yards Rushing	60	64
Total Rushing Plays	21	27
Net Yards Passing	208	206
Attempts-Completions-INTs	44-30-0	20-11-1
Total First Downs	19	11
Touchdowns	1	3
Field Goals Made-Attempted	1-2	1-1
Third Down Efficiency	4-17-23%	3-12-25%
Fourth Down Efficiency	1-3-33%	0-0-0%
Red Zone Efficiency	1-1-100%	2-3-67%
Penalties-Yards	13-109	8-77
Time of Possession	36:26	23:34

	1	2	3	4	Total
Las Vegas Raiders	0	3	0	7	10
Cleveland Browns	14	0	0	10	24

Individual Leaders

Raiders		Browns	
Passing Yards			
Geno Smith	285	Shedeur Sanders	209
Rushing Yards			
Ashton Jeanty	50	Quinshon Judkins	47
Receiving Yards			
Tyler Lockett	62	Dylan Sampson	59

2026 INDIVIDUAL LEADERS

RAIDERS		BROWNS	
Passing Yards			
Kirk Cousins	2,340	Deshaun Watson	2,118
Fernando Mendoza	458	Shedeur Sanders	299
Completion Percentage			
Kirk Cousins	64.1	Deshaun Watson	65.1
Fernando Mendoza	55.4	Shedeur Sanders	64.7
Passing Touchdowns			
Kirk Cousins	20	Deshaun Watson	7
Fernando Mendoza	3	Shedeur Sanders	2
Carries			
Ashton Jeanty	134	Quinshon Judkins	126
Mike Washington Jr.	88	Deshaun Watson	59
Kirk Cousins	22	Dylan Sampson	19
Rushing Yards			
Ashton Jeanty	459	Quinshon Judkins	423
Mike Washington Jr.	340	Deshaun Watson	266
Fernando Mendoza	47	Dylan Sampson	79
Rushing Touchdowns			
Kirk Cousins	2	Quinshon Judkins	4
Dylan Laube	1	Deshaun Watson	2
Ashton Jeanty	1	Jaleel McLaughlin	1
Mike Washington Jr.	1	KC Concepcion Jr.	1
Fernando Mendoza	1	Audric Estime	1
Receptions			
Ashton Jeanty	51	Harold Fannin Jr.	44
Brock Bowers	50	KC Concepcion Jr.	40
Michael Mayer	42	Denzel Boston	33
Tre Tucker	36	Quinshon Judkins	25
Two Tied	16	Jerry Jeudy	20
Receiving Yards			
Brock Bowers	676	Harold Fannin Jr.	544
Tre Tucker	588	Denzel Boston	523
Ashton Jeanty	507	KC Concepcion Jr.	458
Michael Mayer	408	Jerry Jeudy	282
Cody White	155	Quinshon Judkins	169
Receiving Touchdowns			
Brock Bowers	6	Harold Fannin Jr.	4
Ashton Jeanty	4	Denzel Boston	3
Tre Tucker	4	KC Concepcion Jr.	1
Cody White	3	Blake Whiteheart	1
Ian Thomas	2		
Jack Bech	2		
Jalen Nailor	1		
Michael Mayer	1		
Tackles			
Nakobe Dean	119	Carson Schwesinger	102
Quay Walker	91	Quincy Williams	71
Jeremy Chinn	79	Ronnie Hickman	57
Treydan Stukes	47	Tyson Campbell	46
Erick Stokes	43	Grant Delpit	43
Sacks			
Maxx Crosby	5.0	Isaiah McGuire	4.0
Kwity Paye	3.0	Mason Graham	4.0
Malcolm Koonce	3.0	Maliek Collins	3.5
Nakobe Dean	2.5	Adin Huntington	3.5
Quay Walker	2.0	Carson Schwesinger	3.0
Five Tied	1.0	Myles Harden	2.0
		Mike Hall Jr.	2.0
		Five Tied	1.0
Interceptions			
Hezekiah Masses	3	Denzel Ward	3
Treydan Stukes	2	Myles Harden	1
Nakobe Dean	1	Grant Delpit	1
Jeremy Chinn	1	Ronnie Hickman	1
Isaiah Pola-Mao	1	Tyson Campbell	1
Forced Fumbles			
Nakobe Dean	3	Quincy Williams	4
Jeremy Chinn	2	Carson Schwesinger	3
Malcolm Koonce	2	Tyson Campbell	2
Six Tied	1	Denzel Ward	2
		Adin Huntington	1

2026 TEAM RANKINGS

OFFENSE

	RAIDERS		BROWNS	
Category	**Stats**	**Rank**	**Stats**	**Rank**
Total Offense	319.3	19	314.9	21
Rush Offense	77.3	31	97.5	24
Pass Offense	242.0	11	217.4	18
Points Per Game	25.0	11	18.8	27
Third-Down Off. %	43.5	6	35.5	25
Fourth-Down Off. %	38.8	25	30.7	29
Red Zone Off. (TD%)	52.5	21	42.8	30t

DEFENSE

	RAIDERS		BROWNS	
Category	**Stats**	**Rank**	**Stats**	**Rank**
Total Defense	382.0	30	327.4	16
Rush Defense	149.5	31	126.3	23
Pass Defense	232.5	26	201.1	6
Points Per Game	29.7	32	22.0	14
Third-Down Def. %	45.5	29	38.1	13
Fourth-Down Def. %	54.5	19t	25.0	1
Red Zone Def. (TD%)	72.7	30t	51.5	7

TEAM

	RAIDERS		BROWNS	
Category	**Stats**	**Rank**	**Stats**	**Rank**
Turnover Ratio	3	12t	2	14t
Penalties	63	4	84	28t
Penalty Yards	476	3t	610	20

2026 AFC NORTH STANDINGS

Team	W	L	Home	Road	Div.	Con.	PF	PA	Streak	Last 5
Cincinnati	7	3	3-1	4-2	2-1	5-2	298	215	L1	4-1
Cleveland	***6***	***4***	***4-0***	***2-4***	***2-1***	***4-3***	***188***	***220***	***W1***	***3-2***
Pittsburgh	6	4	4-0	2-4	2-2	3-3	214	201	L2	3-2
Baltimore	4	7	1-4	3-3	0-2	2-5	242	294	L6	0-5

2026 AFC WEST STANDINGS

Team	W	L	Home	Road	Div.	Con.	PF	PA	Streak	Last 5
Denver	8	2	5-0	3-2	3-1	4-1	236	210	W6	5-0
Kansas City	8	2	5-0	3-2	3-1	6-1	271	163	W3	3-2
Las Vegas	***4***	***7***	***1-4***	***3-3***	***1-2***	***3-4***	***275***	***327***	***L3***	***1-4***
LA Chargers	1	9	0-5	1-4	0-3	1-6	168	266	L1	1-4



ALL-TIME REGULAR SEASON VS. BROWNS

Las Vegas Raiders vs. Cleveland Browns
Regular Season: Raiders lead, 16-11
Postseason: Raiders lead, 2-0
Raiders at Home: 9-8
Raiders on Road: 7-3

ALL-TIME REGULAR SEASON GAMES SINCE 1970

Date	Location	Winner	Score
11/8/70	Oakland	Raiders	23-20
10/4/71	Cleveland	Raiders	34-20
11/18/73	Oakland	Browns	7-3
10/6/74	Cleveland	Raiders	40-24
11/16/75	Oakland	Raiders	38-17
10/9/77	Cleveland	Raiders	26-10
12/9/79	Oakland	Raiders	19-14
10/20/85	Cleveland	Raiders	21-20
11/16/86	Los Angeles	Raiders	27-14
12/20/87	Los Angeles	Browns	24-17
9/20/92	Los Angeles	Browns	28-16
9/19/93	Los Angeles	Browns	19-16
9/24/00	Oakland	Raiders	36-10
10/12/03	Cleveland	Browns	13-7
12/18/05	Oakland	Browns	9-7
10/1/06	Oakland	Browns	24-21
9/23/07	Oakland	Raiders	26-24
12/27/09	Cleveland	Browns	23-9
10/16/11	Oakland	Raiders	24-17
12/2/12	Oakland	Browns	20-17
10/26/14	Cleveland	Browns	23-13
9/27/15	Cleveland	Raiders	27-20
9/30/18	Oakland	Raiders	45-42 (OT)
11/1/20	Cleveland	Raiders	16-6
12/20/21	Cleveland	Raiders	16-14
9/29/24	Las Vegas	Raiders	20-16
11/23/25	Las Vegas	Browns	24-10



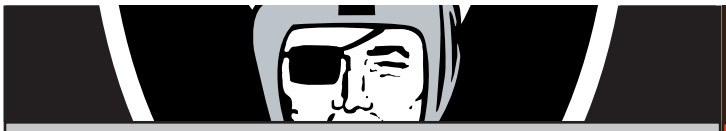



CATEGORY	STAT	RANK	RANK	STAT	CATEGORY
TOTAL OFFENSE	319.3	19	16	327.4	TOTAL DEFENSE
PASSING OFFENSE	242.0	11	6	201.1	PASSING DEFENSE
RUSHING OFFENSE	77.3	31	23	126.3	RUSHING DEFENSE
SCORING OFFENSE	25.0	11	14T	22.0	POINTS ALLOWED
SACKS ALLOWED	5.6%	9	13	8.1%	SACKS
THIRD DOWN OFFENSE	43.5%	6	13	38.1%	THIRD DOWN DEFENSE
RED ZONE OFFENSE	52.5%	21	7	51.5%	RED ZONE DEFENSE
GIVEAWAYS	14	18T	14T	13	TAKEAWAYS
TOTAL DEFENSE	382.0	30	21	314.9	TOTAL OFFENSE
PASSING DEFENSE	232.5	26	18	217.4	PASSING OFFENSE
RUSHING DEFENSE	149.5	31	24	97.5	RUSHING OFFENSE
POINTS ALLOWED	29.7	32	27	18.8	SCORING OFFENSE
SACKS	7.0%	16	31	13.0%	SACKS ALLOWED
THIRD DOWN DEFENSE	45.5%	29	25	35.6%	THIRD DOWN OFFENSE
RED ZONE DEFENSE	72.7%	30T	30T	42.9%	RED ZONE OFFENSE
TAKEAWAYS	17	3T	15T	12	GIVEAWAYS

INDIVIDUAL STAT LEADERS

CATEGORY	RAIDERS	NO.	CATEGORY	BROWNS	NO.
Passing Yards	Cousins	2,340	Passing Yards	Watson	2,118
Passer Rating	Cousins	97.1	Passer Rating	Watson	89.1
Completion Percentage	Cousins	64.1	Completion Percentage	Watson	65.1
Rushing Yards	Jeanty	459	Rushing Yards	Judkins	423
Rushing Touchdowns	Cousins	2	Rushing Touchdowns	Judkins	4
Receptions	Jeanty	51	Receptions	Fannin Jr.	44
Receiving Yards	Bowers	676	Receiving Yards	Fannin Jr.	544
Receiving Touchdowns	Bowers	6	Receiving Touchdowns	Fannin Jr.	4
Scrimmage Yards	Jeanty	966	Scrimmage Yards	Judkins	592
First Downs	Jeanty	36	First Downs	Judkins	30
Tackles	Dean	119	Tackles	Schwesinger	102
Sacks	Crosby	5.0	Sacks	Graham, McGuire	4.0
Interceptions	Masses	3	Interceptions	Ward	3
Forced Fumbles	Dean	3	Forced Fumbles	Williams	4
Special Teams Tackles	Olubi	10	Special Teams Tackles	McMillon	14
Punt Return Avg.	Benson	13.4	Punt Return Avg.	Boston	9.3
Kick Return Avg.	Laube	29.9	Kick Return Avg.	Bond	26.1
Scoring/Non-Kicking	Bowers	36	Scoring/Non-Kicking	Fannin Jr., Judkins	24
Scoring	Gay	91	Scoring	Szmyt	78

WHAT TO WATCH FOR VS. BROWNS

BOWERS 89

- With 33 receiving yards, Bowers would own the most receiving yards (2, 583) by a non-receiver through his first 38 career NFL games in league history.
- With 100+ receiving yards, Bowers would notch the eighth 100-yard game of his career, which would pass Rob Gronkowski for the third-most 100+ yard receiving games in league history by a tight end in their first 38 games in the NFL.
- With 113 receiving yards, Bowers would tie Rob Gronkowski for the most receiving yards (2,663) by a tight end under 24 years old since the NFL/AFL merger in 1970.
- With one reception converting on third or fourth down, Bowers would hold the most receptions converting on third or fourth down (48) by a tight end in their first 38 career games in the NFL since 2000.
- With 10+ receptions, Bowers would tie Lionel Taylor for the second-most games with 10+ receptions (seven) by a player in their first 38 games in the NFL in league history.
- With one receiving touchdown, Bowers would pass Warren Wells for the second-most receiving touchdowns (19) by a Raider in their first 38 NFL games in franchise history.
- With two receiving touchdowns, Bowers would tie Raymond Chester for the most receiving touchdowns (20) by a Raider in their first 38 NFL games in franchise history.

COLE 6

- If Cole downs three punts inside the 20-yard line, Cole would mark his 29th career game with at least three punts downed inside the 20-yard line, which would tie for the fourth-most such games in the NFL since 2019.
- If Cole downs one punts inside the 10-yard line, he would down his 79th punt inside the 10-yard line of his career, tying for the third most in the NFL since 2019.
- With three punts of 60+ yards, Cole would tie for the most punts of 60+ yards (83) by a punter in his first 129 career games since 2000.
- With four punts of 60+ yards, Cole would tie for the third-most punts of 60+ yards (84) since 2000.

CROSBY 98

- With 0.5 sacks, Crosby would total 75.0 sacks in his career, becoming the seventh-quickest player in the NFL since 2000 to reach 75.0 sacks and 185 QB hits (122 games). Crosby would also become the only player in the NFL since 2000 to reach 75.0+ sacks, 185+ QB hits and 450+ tackles in their first 125 career games after being drafted in the fourth round or later/ undrafted.
- With 2.0 sacks, Crosby would notch his 16th career game with 2.0+ sacks, which would pass Danielle Hunter for the fifth-most such games in the NFL since he entered the league in 2019.
- With one tackle for loss, Crosby would rank 10th in career tackle for losses (143) in the NFL since 2000.
- With one pass defensed, Crosby would tie for fourth in passes defensed (33) among defensive linemen in the NFL since 2019.

GAY 14

- With 10+ points scored, Gay would notch his 29th career game with 10+ points, which would tie for the ninth-most double-digit scoring games in the NFL among kickers since 2019.
- With three field goal makes , Gay would tie for the seventh-most points scored (25) by a kicker in their first 12 games with a franchise since 2022.
- With five points scored, Gay would tie for the most points scored (96) by a kicker in their first 12 games with the Raiders since 2000.

JEANTY 2

- With one receiving touchdown, Jeanty would tie for the sixth-most receiving TD (10) by a running back through their first 29 career games in the NFL since 1960.
- With two receiving touchdowns, Jeanty would become the first running back since the NFL/AFL merger in 1970 to record three games with multiple receiving touchdowns within their first 29 career games.
- With one rushing touchdown, Jeanty would tie for the sixth-most rushing touchdowns (seven) by a Raider in their first 29 games in the NFL in franchise history.
- With 100+ rushing yards, Jeanty would tie Marcus Allen for the third-most games (four) with 100+ rushing yards by a Raider through their first 29 NFL games in franchise history.
- With 3+ receptions, Jeanty would tie for the 11th-longest 3+ reception streak (13 games) by a running back in the NFL since 2000. Jeanty would also tie Ray Rice for the fifth-longest 3+ reception streak (13 games) by a running back in his first two seasons in the NFL since 2000.

CONNECTIONS

FORMER BROWNS

- **General Manager John Spytek** spent three seasons (2010-12) as the Browns Director of College Scouting.
- **Senior Vice President of Football Ops & Strategy Mark Thewes** worked for Cleveland from 1999-2004.
- **Tight Ends Luke Steckel (2009-12)** spent four seasons with the Browns as the assistant to the head coach.
- **Pass Game Coordinator/DBs Joe Woods** served as defensive coordinator of the Cleveland Browns from 2020-22.
- **Running Backs Omar Young** spent one season (2015) with the Browns as an offensive intern.
- **Senior Defensive Assistant Al Holcomb** spent one season as the defensive run game coordinator/linebackers coach for the Browns in 2019.
- **Assistant Offensive Line Ben Wilkerson** (2025) served as the Browns assistant offensive line coach.

FORMER RAIDERS

- **Special Teams Coordinator Byron Storer** spent 2018-21 with the Raiders organization.
- **Assistant Offensive Line Bobby Johnson** was the tight ends coach for the Raiders from 2015-17.
- **Run Game Coordinator/LBs Jason Tarver** was the defensive coordinator for the Raiders from 2012-14.
- **DT Maliek Collins** played for the Raiders for one season (2020) and saw action in 12 games.

COLLEGE CONNECTIONS

RAIDERS		BROWNS
WRs Zach Azzanni (2013-16) CB Jermod McCoy (2024-25)	Tennessee	DE Derek Barnett (2014-16) RB Dylan Sampson (2022-24)
Off. QC Conner McQueen (2022)	USC	CB Mekhi Blackmon (2022)
WR Malik Benson (2023) Off. QC Torrey Gill (2024-26)	Alabama	WR Isaiah Bond (2022-23) C Parker Brailsford (2024-25) LB Justin Jefferson (2023-25)
CB Eric Stokes (2018-20) LB Quay Walker (2018-21) LB Nakobe Dean (2019-21)	Georgia	CB Tyson Campbell (2018-20)
G Trey Zuhn III (2021-25)	Texas A&M	WR KC Concepcion Jr. (2025)
LS Alex Ward (2019-22)	UCF	QB Dillon Gabriel (2019-21)
RB Mike Washington Jr. (2025)	Arkansas	QB Taylen Green (2024-25)
RB Ashton Jeanty (2022-24)	Boise State	QB Taylen Green (2021-23)
LB Tommy Eichenberg (2020-23)	Ohio State	DT Mike Hall Jr. (2021-23) S Ronnie Hickman (2020-22) T Dawand Jones 2019-22) C Luke Wypler (2020-22)
Def. Asst. Steve Ferentz (2023-24)	San Diego State	CB Myles Harden (2020-23)
Off. Asst. Tim Zetts (2018)	Mississippi State	C/G Elgton Jenkins (2015-18)

RAIDERS		BROWNS
DT JJ Pegues (2022-24)	Ole Miss	RB Quinshon Judkins (2022-23)
CB Jermod McCoy (2023) Off. QC Torrey Gill (2022-23)	Oregon State	LB Easton Mascarenas-Arnold (2021-23)
Off. QC Pete Collins (2022-23)	Pitt	S Donovan McMillon (2023-24)
DE Kwity Paye (2017-20)	Michigan	G Zak Zinter (2020-23)
RBs Omar Young (2016) DT Tonka Hemingway (2020-24) ST Coord. Joe DeCamillis (2024-25) Asst. ST Tim McConnell (2024-25)	South Carolina	Def. Analyst Shaq Wilson (2013-17, 2021-22)



Raiders RB Mike Washington Jr. (left) and Browns QB Taylen Green (right) were teammates at Arkansas in 2025 (Photo Credit: AP Photo).

CONNECTIONS

PRO CONNECTIONS

RAIDERS		BROWNS
LBs Ronell Williams (2023-25) LB Nakobe Dean (2022-25) S Tristin McCollum (2023-24)		DE Derek Barnett (2017-23)
DT Folorunso Fatukasi (2024-25) Asst. DL Kenyon Jackson (2022) DT Thomas Booker IV (2022)		DE Derek Barnett (2023-25) DT Maliek Collins (2021-23) T Tytus Howard (2019-25) OL George Warhop (2022)
WR Jalen Nailor (2022-25) OL Rick Dennison (2019-21) OC Andrew Janocko (2015-21) Pass Game Coord./DBs Joe Woods (2006-13)		CB Mekhi Blackmon (2023) Sr. Def. Asst. Dom Capers (2020) WRs Christian Jones (2019-21) DBs/Pass Game Brandon Lynch (2013)
LB Segun Olubi (2022-25) DE Kwity Paye (2021-25)		CB Mekhi Blackmon (2025)
CB Taron Johnson (2018-25)		P Corey Bojorquez (2018-20) DL Jacques Cesaire (2020-21)
CB Eric Stokes (2021-24) Off. Asst. Tim Zetts (2021) LB Quay Walker (2022-25) RBs Omar Young (2017-18)		P Corey Bojorquez (2021) C/G Elgton Jenkins (2019-25) ST Coord. Byron Storer (2022-25) Run Game/TEs Jeff Blasko (2016-18) Sr. Def. Asst. Dom Capers (2009-17)
Off. RGC Mario Jeberaeel (2024-25) Asst. HC Mike McCoy (2022-24) Off. PGC Nick Holz (2023) Def. QC Cody Grimm (2022-23) DT Folorunso Fatukasi (2022-23) ST Coord. Joe DeCamillis (2007-08, 2017-20)		CB Tyson Campbell (2021-25) S Daniel Thomas (2020-24) LB Quincy Williams (2019-20) DC Mike Rutenberg (2013-19) Sr. Def. Asst. Dom Capers (2019) OL George Warhop (2019-21)
CB Darrell Luter Jr. (2023-25) G Spencer Burford (2022-25)		DT Maliek Collins (2024)
Asst. OL Ben Wilkerson (2022-24) WRs Zach Azzanni (2023) DT Folorunso Fatukasi (2018-21)		WR Malachi Corley (2024) LB Quincy Williams (2021-25) DC Mike Rutenberg (2021-24) Def. Analyst Shaq Wilson (2023-24) Def. QC Paul Worrilow (2019-20, 2024)
Def. Asst. Steve Ferentz (2020-22) DC Rob Leonard (2019-21) Asst. DL Kenyon Jackson (2021) DT Adam Butler (2021)		CB Noah Igbinoghene (2020-22)
K Matt Gay (2025) S Jeremy Chinn (2024)		CB Noah Igbinoghene (2025) Asst. OL Bobby Johnson (2024-25)
HC Klint Kubiak (2022) WRs Zach Azzanni (2018-22) Asst. GM Brian Stark (2012-24) SVP FB Ops/Strat. Mark Thewes (2009-24)		WR Jerry Jeudy (2020-23) RB Jaleel McLaughlin (2023-25) Sr. Def. Asst. Dom Capers (2022)

RAIDERS		BROWNS
LBs Ronell Williams (2019-22)		DT Sam Kamara (2021)
Safeties Matt Robinson (2021-25) C Tyler Linderbaum (2022-25) DC Rob Leonard (2022)		WR Tylan Wallace (2021-25) HC Todd Monken (2023-25) OC Travis Switzer (2017-25) Pass Game Danny Breyer (2023-25) Off. QC Ian Kolste (2024-25) OL George Warhop (2024-25)
GM John Spytek (2016-24) Def. QC Cody Grimm (2010-12)		HC Todd Monken (2016-18) ST Coord. Byrom Storer (2010-11) Asst. ST Keith Tandy (2020-25) OL George Warhop (2014-18) Def. Analyst Shaq Wilson (2017)
QBs Mike Sullivan (2021-24) WRs Zach Azzanni (2024-25) FB Connor Heyward (2022-25)		Asst. QBs Matt Baker (2024-25)
Sr. ST Marquice Williams (2021-25) Off. RGC Mario Jeberaeel (2021-23)		Asst. QBs Matt Baker (2023) Pass Game Danny Breyer (2020-22)
S Jeremy Chinn (2020-23) TE Ian Thomas (2018-24)		Sr. Def. Asst. Dom Capers (2023-25) RBs Duce Staley (2023)

HOMETOWN CONNECTIONS

- **Raiders DT Tim Keenan III** and **Browns LB Quincy Williams** are both from Birmingham, Ala.
- **Raiders RB Ashton Jeanty** and **Browns G Austin Barber** are both from Jacksonville, Fla.

KLINT KUBIAK

Klint Kubiak was named Head Coach of the Las Vegas Raiders on Feb. 9, 2026, joining the Silver and Black after serving as the offensive coordinator for the Seattle Seahawks' 2025 championship campaign. Kubiak, whose father, Gary, was an NFL quarterback and long-time head coach for the Houston Texans and Denver Broncos, enters his 13th season in the NFL and 17th overall in the professional and collegiate coaching ranks.

In 2025, Kubiak was instrumental in helping lead the Seahawks to a 14-3 record, an NFC West Division title, and a Super Bowl LX victory. In his lone season in Seattle, he guided an offense that ranked third in the NFL in scoring (28.4 points per game), eighth in total offense (351.4 yards per game), eighth in passing (236.5 yards per game) and sixth in average yards per play (5.9 yards per play). The Seahawks' offense set franchise records for most points scored in a single season (483) and largest point differential (+191), while also ranking first in the league in most 30-point halves (5), most games with 30+ points including playoffs (9), and most games with 35+ points including playoffs (7).

Under Kubiak's tutelage, QB Sam Darnold was named to his second career Pro Bowl after completing 67.7 percent of his passes for 4,048 yards, 25 touchdowns and 14 interceptions. His 67.7 completion percentage was the seventh-best mark in the NFL and the highest rate in a single season of his career. WR Jaxon Smith-Njigba had 119 catches for a league-high 1,793 yards to go along with 10 touchdowns, earning first-team All-Pro honors and being named the NFL's Offensive Player of the Year. The Seattle rushing attack also excelled under Kubiak, improving from the 28th-best rushing offense in the NFL in 2024 (95.7 rush yards per game) to the 10th best run game in the league last season (123.3 avg.). RB Kenneth Walker III rushed for 1,027 yards and five touchdowns while RB Zach Charbonnet recorded 12 rushing touchdowns (tied 6th-most in the NFL) and career highs in carries (184) and yards (730).

In 2024, Kubiak served as the offensive coordinator for the New Orleans Saints where he utilized three starting quarterbacks due to injuries. Starter Derek Carr was limited to 10 games, with backups Spencer Rattler and Jake Haener starting the remaining seven games. WR Chris Olave recorded 32 receptions for 400 yards in only eight games. Kubiak relied on RB Alvin Kamara, who set a career high with 950 yards on 228 carries, the second most of his career, while adding six rushing touchdowns. Kamara also led the team in receptions (68) for 543 yards, second most on the team, with two touchdowns.

As the San Francisco 49ers offensive passing game specialist in 2023, Kubiak played a pivotal role in the passing game of the 49ers. San Francisco finished the regular season ranked second in the NFL in total offense (398.4 avg.), including fourth in net passing yards per game (257.9). They finished first in the league in red zone touchdown percentage (67.2), fourth in third down conversion percentage (47.5) and were tied for the sixth-fewest turnovers in the NFL. Pro Bowl QB Brock Purdy completed 308 of 444 (69.4 percent) passes for 4,280 yards with 21 touchdowns and 11 interceptions for a league-best 113.0 passer rating, and an NFL-best 123.8 in the fourth quarter. Including Purdy, five offensive 49ers were selected to the Pro Bowl and four as Associated Press All-Pros (TE George Kittle, FB Kyle Juszczyk, RB Christian McCaffrey and T Trent Williams).

In 2022, Kubiak served as offensive passing game coordinator/quarterbacks coach for the Denver Broncos, after coaching three seasons with the Minnesota Vikings (2019-21), the first two seasons as quarterbacks coach and one year as offensive coordinator. In 2021, the Vikings offense finished 12th in the NFL in total offense (362.8 avg.) and 11th in net passing yards per game (249.3), while tying for the fewest interceptions (7) and total giveaways (13). WR Justin Jefferson finished with 108 receptions for 1,616 yards with 10 touchdowns, finishing ranked in the top 10 in all three major receiving categories, earning AP All-Pro honors. QB Kirk Cousins added the third season of his career with 4,000-or-more passing yards and 30-or-more touchdown passes, as he was named to his third Pro Bowl. Pro Bowl RB Dalvin Cook carried 249 times for 1,259 yards with six touchdowns and caught 34 passes for 224 yards. Under Kubiak's tutelage in 2020, Cousins passed for 4,265 yards with 35 touchdowns, a 67.6 completion percentage and 105.0 passer rating, while the Vikings ranked fourth in the NFL in total offense. Cousins became the first Vikings signal-caller to record a 100+ passer rating in consecutive seasons (105.0), his second highest of his career behind his 107.4 in 2019, which also came with Kubiak's tutoring. Working with Kubiak in 2019, Cousins also posted 3,602 passing yards and 26 touchdowns with only six interceptions, as he was named to the Pro Bowl. During his tenure on the Vikings offensive staff from 2019-21, Cousins started all 47 games, passing for at least 26 touchdowns and a 100.0 passer rating each season. Under Kubiak's guidance over the three seasons, Cousins ranked fourth in the NFL in passer rating (105.0), fifth in touchdown passes (94), sixth in passing yards (12,089) and seventh in completion percentage (67.6).

Kubiak served as offensive assistant/quarterbacks coach in his first coaching stint with the Broncos from 2016-18. In 2018, he helped Denver QB Case Keenum throw for 18 touchdowns and a career-high 3,890 yards. Kubiak started his NFL coaching career with the Vikings as a quality control/assistant wide receivers coach from 2013-14. In addition to his NFL experience, Kubiak coached four years at the collegiate level with Texas A&M and Kansas. He served as an offensive quality control coach (2010-11) and graduate assistant/inside wide receivers coach (2012) for Texas A&M, earning his master's degree in human resource development. Kubiak coached wide receivers for the Jayhawks in 2015.

Kubiak was a four-year letterman at Colorado State. He played safety for the Rams and was named a team captain as a senior, while earning an invitation to play in the East-West Shrine Game. He is the oldest son of Gary Kubiak, who played quarterback for the Denver Broncos for nine seasons (1983-91), was a long-time NFL assistant coach, the Houston Texans head coach (2006-13), and Super Bowl 50-winning head coach for the Broncos (2015-16). He has two brothers, Klay, the San Francisco 49ers offensive coordinator, and Klein, who serves as a national scout/special projects for the Dallas Cowboys.



COACHING BACKGROUND

Years	College/Pro Team	Position
2010-11	Texas A&M	Offensive Quality Control
2012	Texas A&M	Grad. Assistant/Inside WRs
2013-14	Minnesota Vikings	QC/Assistant WRs
2015	Kansas	Wide Receivers
2016-18	Denver Broncos	Offensive Assistant/QBs
2019-20	Minnesota Vikings	Quarterbacks
2021	Minnesota Vikings	Offensive Coordinator
2022	Denver Broncos	Off. Passing Game Coord./QBs
2023	San Francisco 49ers	Off. Passing Game Coord.
2024	New Orleans Saints	Offensive Coordinator
2025	Seattle Seahawks	Offensive Coordinator
2026-	Las Vegas Raiders	Head Coach

TODD MONKEN

Todd Monken re-joined the Browns as head coach on Jan. 28, 2026. Monken has spent 26 seasons coaching on the college level, where he served as head coach at Southern Miss (2013-15) and helped Georgia to consecutive national championships (2021-22). He has also spent seven seasons as an offensive coordinator in the NFL, including the 2019 season with the Browns.

Most recently, Monken had a historical run as the offensive coordinator for the Baltimore Ravens from 2023-25. During his span, the Ravens finished near the top in several key categories including rushing yards (first with 166.9 per game), yards per game (second with 375.6 per game), points (third with 27.9 per game), yards per play (first with 6.2), passer rating (first with an average of 106.5), fewest interceptions thrown (first with 22), rush average (first with 5.31), rushing touchdowns (third with 70). RB Derrick Henry led all NFL players with 4,683 rushing yards and 44 rushing touchdowns from 2023-25.

In 2023, QB Lamar Jackson was named NFL MVP. In 2024, the Ravens fin ished with the No. 1 offense in the NFL for the first time in team history as the Ravens became the first team in NFL history with 4,000 yards through the air (4,035) and 3,000 yards on the ground (3,189) in a single season. The unit set a franchise record with 7,224 total yards of offense, the third most in NFL single-season history.

The Ravens had 12 offensive Pro Bowl selections under Monken, including C Tyler Linderbaum (2023-25), FB Patrick Ricard (2024-25), WR Zay Flowers (2024-25), Jackson (2023-24), Henry (2024), T Ronnie Stanley (2024) and G Kevin Zeitler (2023).

Monken spent 2020-22 as the offensive coordinator at the University of Georgia. His innovative offense helped the school capture back-to-back CFP National Championships in 2021 and 2022, as Georgia went 29-1 over those two seasons. He helped develop future Pro Bowlers in TE Brock Bowers, RB James Cook and WR George Pickens and future first-round picks in T Broderick Jones and T Amarius Mims.

During his first stint with the Browns, he led an offense that featured RB Nick Chubb, who finished second in the NFL with 1,494 rushing yards. QB Baker Mayfield threw for 3,827 passing yards, while WRs Jarvis Landry and Odell Beckham Jr. each recorded a 1,000-yard receiving season. As a team, the Browns had two receivers (Landry and Beckham Jr.) and an RB (Chubb) all eclipse 1,000 scrimmage yards in a season for the first time in club history.

Payton joined the Broncos following a record-setting 15 seasons in New Monken spent three seasons (2016-18) as offensive coordinator with the Tampa Bay Buccaneers. He also coached the wide receivers his first two seasons. Monken's offense rewrote Tampa Bay's record book as the Buccaneers led the NFL in passing yards (14,130) from 2016-18. Following his three-year run as offensive coordinator, his offenses ranked first (415.5 in 2018), fourth (363.5 in 2017) and fifth (346.4 in 2016) in Buccaneers history in yards per game. In 2018, he helped Tampa Bay lead the NFL in passing offense (5,125) and finish third in the league in total offense (6,681). The 2018 Buccaneers set numerous club records, including total yards (6,648), total touchdowns (49), passing yards (5,125), passing touchdowns (36), first downs (388) and points (396). WR Mike Evans thrived under Monken as he earned his first two Pro Bowl selections and topped 1,000 receiving yards in all three seasons.

Monken came to Tampa Bay from Southern Mississippi, where he spent three seasons (2013-15) as head coach. After taking over a program that finished 0-12 the previous season, Monken directed a turnaround that had the Golden Eagles as postseason bowl participants by the end of his third campaign. Under Monken's guidance, Southern Miss posted a 9-5 record in 2015, winning the Conference USA West division and earning an appearance in the Heart of Dallas Bowl.

Before joining Southern Miss, Monken spent two seasons as the offensive coordinator and quarterbacks coach for Oklahoma State (2011-12), his second stint with the Cowboys, after having worked as the passing game coordinator and wide receivers coach from 2002-04. During his time as offensive coordinator, the team set school season records for total offensive yards, passing yards, completion percentage, points scored and passing touchdowns. He worked with QB Brandon Weeden and WR Justin Blackmon, who both went on to be first-round picks in the 2012 NFL Draft.
Before he joined the Saints, Payton spent three seasons (2003-05) as the assistant head coach and quarterbacks coach with the Dallas Cowboys under Pro Football Hall of Fame Head Coach Bill Parcells.

Prior to his second stint at Oklahoma State, Monken spent four seasons (2007-10) working as the wide receivers coach for the Jacksonville Jaguars. In his time with Jacksonville, Monken coached WR Reggie Williams, who set a club record with 10 touchdown receptions in 2007.

Before entering the NFL, Monken served as the passing game coordinator/wide receivers coach at LSU from 2005-06, when he helped develop future first-round selections WR Dwayne Bowe and WR Buster Davis.

Monken began his coaching career at Grand Valley State, spending two seasons as a graduate assistant (1989-90), before holding the same title at Notre Dame (1991-92). He also coached at Eastern Michigan, where he worked as the defensive backs/wide receivers coach (1993-97), before being elevated to offensive coordinator/quarterbacks coach (1998-99). Monken also served as the running backs coach (2000) and the wide receivers coach (2001) at Louisiana Tech.

A native of Wheaton, Ill., Monken was a three-year letter winner at quarterback for Knox College. He earned a bachelor's degree in economics and a master's degree in education leadership from Grand Valley State. He is a member of the Knox College Athletic Hall of Fame.



COACHING BACKGROUND

Years	College/Pro Team	Position
1989-09	Grand Valley State	Graduate Assistant
1991-92	Notre Dame	Graduate Assistant
1993	Eastern Michigan	Defensive Backs
1994-97	Eastern Michigan	Wide Receivers
1998-99	Eastern Michigan	Offensive Coordinator/QBs
2000	Louisiana Tech	Running Backs/Recruiting
2001	Louisiana Tech	Wide Receivers
2002-04	Oklahoma State	Pass Game Coordinator/WRs
2005-06	Louisiana State	Pass Game Coordinator/WRs
2007-10	Jacksonville Jaguars	Wide Receivers
2011-12	Oklahoma State	Offensive Coordinator/QBs
2013-15	Southern Mississippi	Head Coach
2016-17	Tampa Bay Buccaneers	Offensive Coordinator/WRs
2018	Tampa Bay Buccaneers	Offensive Coordinator
2019	Cleveland Browns	Offensive Coordinator
2020-22	Georgia	Offensive Coordinator/QBs
2023-25	Baltimore Ravens	Offensive Coordinator
2026-	Cleveland Browns	Head Coach

COMMITMENT TO EXCELLENCE

The Raiders - who began play in the American Football League in 1960 – are in their 67th year of professional football competition, including the last 56 as a member of the National Football League. In seven memorable decades - the 1960s, '70s, '80s, '90s, 2000s, 2010s and 2020s - the Raiders have been dominant in professional football since Al Davis first pledged in 1963 to build the finest organization in pro sports.

During these decades of dominance, the Raiders have won an AFL championship, four American Football Conference championships, and three World Championships of Professional Football, participated in five Super Bowls, played in 14 championship games, won or tied for 17 division championships, had 23 playoff seasons, finished 38 seasons at .500 or better and played in 45 postseason games.

Pro football's dynamic organization placed first in the AFC West in 2000, 2001 and 2002 despite playing among the toughest schedules in the NFL in each of those seasons. With their appearance in Super Bowl XXXVII, the Raiders became the first NFL team to have had a season end in the Super Bowl in four different decades.

The Raiders are the only team to have been in Super Bowls in the '60s, the '70s, the '80s and the 2000s. The Silver and Black are the only AFC team - and one of just two NFL teams - to have a season that advanced to the conference championship game in the '60s, the '70s, the '80s, the '90s and the 2000s.

The Raiders are one of only three original AFL teams to have captured three World Championships of Professional Football with Super Bowl victories. The Raiders are one of only five AFC teams to have won more than one Super Bowl since 1980. In their five Super Bowl appearances, the Raiders have been led by four head coaches and started four quarterbacks.

Since 1963, when Al Davis first took over the failing Oakland franchise that had struggled to win only nine of 42 league games in the initial three seasons of the new AFL and pledged to build the finest organization in sports, the Raiders have dominated professional football in terms of consistent victory. During the memorable 65 years in Oakland, Los Angeles and now Las Vegas, the Raiders have won 512 league games, tied 11 and lost 494. "Commitment to Excellence" has never been an idle phrase to those who have proudly represented the Raiders organization as shown by their domination of pro football.

32 of the great players who proudly wore the Silver and Black, as well as Owner-Leader Al Davis and legendary Head Coach John Madden, have been enshrined in the Pro Football Hall of Fame. The Raiders have also produced six Coaches of the Year. In addition, 102 Pro Bowl players have earned 286 Pro Bowl selections representing the Silver and Black.

Another innovation came to professional football in 1970 - Monday Night Football. The Raiders' domination of this prime-time television series has seen the Silver and Black build a 43-33-1 record in Monday night play. The Raiders won 12 games at home to begin this series and are 21-10-0 at home in the 55 years of Monday Night Football.

Through the seven decades of pro football competition, the Raiders have had the greatest players, the greatest coaches, the greatest plays and participated in the greatest games in the annals of professional sports. Challengers to Raider domination of professional football will arise as they have in the '60s, '70s, '80s, '90s and the new millennium. The Raider organization will continue to meet these challenges.

In addition, the Raiders are proud to contribute to community engagement, youth initiatives, multicultural awareness, and global outreach. The Raiders played in Oakland from their inception through 1982, relocated to Los Angeles in 1983, moved back to Oakland in 1995, and made Las Vegas home in 2020.

The Raiders base training and business operations in Henderson, Nevada at Intermountain Health Performance Center and play home games at Allegiant Stadium, a fully enclosed, state-of-the-art facility located adjacent to the world-famous Las Vegas Strip. The Raiders maintain an international presence and communicate with the worldwide Raider Nation through the team's official website and social media channels.



SUPER BOWL XI

SUPER BOWL XV

SUPER BOWL XVII

JOHN SPYTEK

JOHN SPYTEK, WHO BECAME THE SIXTH GENERAL MANAGER IN THE HISTORY OF THE LAS VEGAS RAIDERS WHEN NAMED TO HIS POST BY OWNER MARK DAVIS ON JAN. 24, 2025, ENTERS HIS SECOND SEASON WITH THE SILVER AND BLACK.

SPYTEK IS IN HIS 24TH YEAR IN THE NFL, JOINING THE RAIDERS AFTER SPENDING THE PREVIOUS NINE SEASONS WITH THE TAMPA BAY BUCCANEERS, WHERE HE SERVED AS THE ASSISTANT GENERAL MANAGER (2023-24), VICE PRESIDENT OF PLAYER PERSONNEL (2021-22) AND DIRECTOR OF PLAYER PERSONNEL (2016-20).

SPYTEK AND HIS PERSONNEL STAFF CONTINUED TO CONSTRUCT THE RAIDERS ROSTER THIS PAST OFFSEASON. HIS SECOND DRAFT AT THE HELM, HEADLINED BY NO. 1 OVERALL SELECTION QB FERNANDO MENDOZA, YIELDED 10 TOTAL DRAFT PICKS, INCLUDING FIVE PICKS IN THE TOP 101 SLOTS OF THE ANNUAL SELECTION MEETING. MENDOZA, WHO LED INDIANA TO A NATIONAL CHAMPIONSHIP AND AN UNDEFEATED 16-0 RECORD IN 2025, BECAME THE FIFTH HEISMAN TROPHY WINNER TO BE DRAFTED BY THE RAIDERS AND JUST THE SECOND PLAYER SELECTED FIRST OVERALL IN FRANCHISE HISTORY.

THE RAIDERS' DRAFT WAS ALSO HIGHLIGHTED BY FIVE DRAFT DAY TRADES, WITH FOUR OF THOSE TRANSACTIONS COMING ON THE DRAFT'S THIRD DAY, AND LAS VEGAS CONCLUDED THE PROCEEDINGS WITH POTENTIAL HIGH-LEVEL CONTRIBUTORS AND INCREASED DEPTH AND COMPETITION THROUGHOUT THE ROSTER.



THE RAIDERS MADE A SPLASH IN THE EARLY FREE AGENCY PERIOD EARLIER IN THE SPRING, ADDING EIGHT UNRESTRICTED FREE AGENTS IN THE FIRST WEEK OF THE LEAGUE YEAR, AND HELPING BOLSTER THE ROSTER ON OFFENSE, DEFENSE, AND SPECIAL TEAMS. THE RAIDERS SIGNED C TYLER LINDERBAUM, WIDELY REGARDED AS THE TOP OFFENSIVE LINEMAN ON THE FREE AGENT MARKET, WHILE ADDING WR JALEN NAILOR, DE KWITY PAYE, AND LINEBACKERS NAKOBE DEAN AND QUAY WALKER, WHO PROJECT TO IMPACT THE MIDDLE OF THE DEFENSE IMMEDIATELY.

IN HIS FIRST OFFSEASON WITH THE RAIDERS, SPYTEK STRATEGICALLY SUPPLEMENTED THE ROSTER WITH KEY ADDITIONS THROUGH TRADE, FREE AGENCY, AND THE DRAFT. AFTER SECURING A LONG-TERM CONTRACT EXTENSION WITH DE MAXX CROSBY, SPYTEK AND HIS STAFF MADE 11 SELECTIONS IN THE 2025 NFL DRAFT, MARKING THE MOST BY THE RAIDERS SINCE 2007. HEADLINING THE DRAFT HAUL IN THE FIRST ROUND WAS RB ASHTON JEANTY, A DYNAMIC BALLCARRIER AND RECORD-SETTING HEISMAN TROPHY CANDIDATE AT BOISE STATE. SPYTEK ALSO CONDUCTED A PAIR OF DAY 2 TRADES, MOVING BACK TWICE IN THE SECOND ROUND AND COLLECTING TWO ADDITIONAL THIRD-ROUND PICKS IN THE PROCESS.

IN TAMPA BAY, SPYTEK HELPED DRAFT FOUR PLAYERS WHO EARNED PFWA ALL-ROOKIE TEAM HONORS (CB VERNON HARGREAVES, LB DEVIN WHITE, T TRISTAN WIRFS AND RB BUCKY IRVING) AND FIVE PLAYERS WHO WERE SELECTED TO A COMBINED NINE PRO BOWLS AND THREE AP ALL-PRO SELECTIONS (WR CHRIS GODWIN, DT VITA VEA, WHITE, WIRFS AND S ANTONIE WINFIELD JR.). HE WAS ALSO INTEGRAL IN THE SIGNINGS OF KEY FREE AGENTS C RYAN JENSEN, LB SHAQ BARRETT, DT NDAMUKONG SUH, QB TOM BRADY AND QB BAKER MAYFIELD, WHILE HELPING TRADE FOR DE JASON PIERRE-PAUL AND TE ROB GRONKOWSKI. THE BUCCANEERS WERE THE ONLY TEAM IN THE NFL TO HAVE MULTIPLE DRAFT PICKS SELECTED TO THE ALL-ROOKIE TEAM IN CONSECUTIVE SEASONS FROM 2019-20. IN 2021, TAMPA BAY WAS ABLE TO RETURN ALL 22 STARTERS FROM THE SUPER BOWL LV CHAMPIONSHIP TEAM, BECOMING THE FIRST TO DO SO IN THE SALARY CAP ERA.

DURING HIS TIME IN TAMPA BAY, THE BUCCANEERS SECURED FIVE PLAYOFF APPEARANCES, SIX PLAYOFF VICTORIES, FOUR NFC SOUTH DIVISION TITLES AND A SUPER BOWL CHAMPIONSHIP. THE TEAM'S SIX PLAYOFF WINS SINCE 2016 ARE THE SEVENTH-MOST IN THE NFL DURING THAT SPAN.

PRIOR TO JOINING THE BUCCANEERS, SPYTEK SPENT THREE SEASONS WITH THE DENVER BRONCOS, WHERE HE WORKED AS A SOUTHWEST AREA SCOUT IN 2013 AND AS A NATIONAL SCOUT FROM 2014-15. THE BRONCOS' 37 REGULAR SEASON AND 42 OVERALL WINS WERE THE MOST IN THE NFL OVER THAT THREE-YEAR SPAN, CULMINATING IN A SUPER BOWL 50 VICTORY FOLLOWING THE 2015 SEASON.

BEFORE JOINING THE BRONCOS, SPYTEK SPENT THREE SEASONS (2010-12) AS THE CLEVELAND BROWNS' DIRECTOR OF COLLEGE SCOUTING. WHILE WITH THE BROWNS, SPYTEK ASSISTED IN DRAFTING SIX PLAYERS WHO EARNED PFW/PFWA ALL- ROOKIE TEAM HONORS AND FIVE PLAYERS WHO WERE SELECTED TO A PRO BOWL.

SPYTEK BEGAN HIS PLAYER PERSONNEL CAREER WORKING AS AN INTERN WITH THE PHILADELPHIA EAGLES IN 2005, EARNING A FULL-TIME COLLEGE SCOUTING ASSISTANT POSITION IN 2006 AND SPENDING THREE YEARS AS A COLLEGE/PRO SCOUT FROM 2007-09. HIS FIRST JOB IN THE NFL WAS AS AN OPERATIONS INTERN WITH THE DETROIT LIONS IN 2004.

A NATIVE OF PEWAUKEE, WISC., SPYTEK PLAYED LINEBACKER AT THE UNIVERSITY OF MICHIGAN FROM 1999-2002, EARNING A BACHELOR'S DEGREE IN GENERAL STUDIES AND A MASTER'S IN SPORTS MANAGEMENT.

SPYTEK AND HIS WIFE, KRISTEN, ARE PARENTS TO JACK AND THOMAS. TOGETHER, THEY CO-FOUNDED THE NATIONAL CMV FOUNDATION IN 2014 TO EDUCATE FAMILIES ABOUT CONGENITAL CMV, A VIRUS THAT ULTIMATELY CLAIMED THE LIFE OF THEIR 21-MONTH-OLD DAUGHTER, EVELYN, IN 2014.

IMMEDIATE IMPACT

Spytek's first Raiders draft class made a combined 47 starts last season in 2025, the seventh most in the NFL among rookie draft classes.

COMBINED STARTS BY 2025 DRAFT CLASSES

Rank	Team	Starts
1.	Cleveland Browns	75
2.	Tennessee Titans	65
3.	New York Jets	60
4.	Cincinnati Bengals	53
5.	New Orleans Saints	52
6.	New England Patriots	48
7.	***Las Vegas Raiders***	***47***

ROOKIE PARTICIPATION

Raiders 2025 draft picks also played in a combined 3,413 snaps, the ninth most in the NFL among draft classes.

2025 DRAFT PICKS PARTICIPATION

Player	Round	Pick	G	GS	Snaps
RB Ashton Jeanty	1	6	17	17	742
WR Jack Bech	2	58	16	5	458
CB Darien Porter	3	68	17	10	577
G Caleb Rogers	3	98	6	6	283
T Charles Grant	3	99	9	1	69
WR Dont'e Thornton	4	108	15	8	381
DT Tonka Hemingway	4	135	9	0	226
DT JJ Pegues	5	180	9	0	156
WR Tommy Mellott	6	213	--	--	---
QB Cam Miller	6	215	--	--	---
LB Cody Lindenberg	7	222	17	0	361



PLAYERS WITH PRO EXPERIENCE



G SPENCER BURFORD

NFL EXPERIENCE: 5TH SEASON
PREVIOUS TEAM: 49ERS
HOW ACQUIRED: UFA-'26 (SF)

GP	GS	--	--	--	--
67	49	--	--	--	--



LB NAKOBE DEAN

NFL EXPERIENCE: 5TH SEASON
PREVIOUS TEAM: EAGLES
HOW ACQUIRED: UFA-'26 (Phi.)

G	TKL	SK	TFL	INT	PD
58	338	10.0	28	2	8



DT FOLORUNSO FATUKASI

NFL EXPERIENCE: 9TH SEASON
PREVIOUS TEAM: TEXANS
HOW ACQUIRED: FA-'26

G	GS	TKL	SACK	TFL	QBH	PD	FF
101	75	218	8.0	29	25	8	2



K MATT GAY

NFL EXPERIENCE: 8TH SEASON
PREVIOUS TEAM: 49ERS
HOW ACQUIRED: FA-'26

G	FGM	FGA	PCT.	LG	XP%	PTS
113	204	240	85.0	59	97.0	869



FB CONNOR HEYWARD

NFL EXPERIENCE: 5TH SEASON
PREVIOUS TEAM: STEELERS
HOW ACQUIRED: UFA-'26 (Pit.)

G	GS	REC	YDS	TD	RUSH	YDS	TD
79	19	48	407	3	23	68	2



DE PATRICK JOHNSON

NFL EXPERIENCE: 6TH SEASON
PREVIOUS TEAM: EAGLES
HOW ACQUIRED: FA-'26

G	TKL	SK	TFL	QBH	PD
77	27	1.0	2	7	--



CB TARON JOHNSON

NFL EXPERIENCE: 9TH SEASON
PREVIOUS TEAM: BILLS
HOW ACQUIRED: T-'26 (Buf.)

G	TKL	SK	TFL	INT	PD
124	606	8.5	24	6	50



C TYLER LINDERBAUM

NFL EXPERIENCE: 5TH SEASON
PREVIOUS TEAM: RAVENS
HOW ACQUIRED: UFA-'26 (Bal.)

GP	GS	--	--	--	--
77	77	--	--	--	--



G BRYCE CABELDUE

NFL EXPERIENCE: 2ND SEASON
PREVIOUS TEAM: SEAHAWKS
HOW ACQUIRED: W-'26 (Sea.)

G	GS	--	--	--	--
10	0	--	--	--	--

PLAYERS WITH PRO EXPERIENCE



CB DARRELL LUTER JR.

NFL EXPERIENCE: 4TH SEASON
PREVIOUS TEAM: 49ERS
HOW ACQUIRED: W-'26 (SF)

GP	GS	TKL	TFL	PD	ST TKL
35	3	27	1	1	15



WR JALEN NAILOR

NFL EXPERIENCE: 5TH SEASON
PREVIOUS TEAM: VIKINGS
HOW ACQUIRED: UFA-'26 (Min.)

G	REC	YDS	AVG	LG	TD
65	85	1,203	14.2	62	12



LB SEGUN OLUBI

NFL EXPERIENCE: 4TH SEASON
PREVIOUS TEAM: COLTS
HOW ACQUIRED: UFA-'26 (Ind.)

G	TKL	SK	TFL	INT	PD
62	20	--	--	1	1



DE KWITY PAYE

NFL EXPERIENCE: 6TH SEASON
PREVIOUS TEAM: COLTS
HOW ACQUIRED: UFA-'26 (Ind.)

G	TKL	SK	TFL	INT	PD
86	239	33.5	40	--	3



LB QUAY WALKER

NFL EXPERIENCE: 5TH SEASON
PREVIOUS TEAM: PACKERS
HOW ACQUIRED: UFA-'26 (GB)

G	TKL	SK	TFL	INT	PD
69	558	11.0	36	1	17



LS ALEX WARD

NFL EXPERIENCE: 4TH SEASON
PREVIOUS TEAM: RAMS
HOW ACQUIRED: FA-'26

GP	--	--	--	--	--
49	--	--	--	--	--



WR DAREKE YOUNG

NFL EXPERIENCE: 5TH SEASON
PREVIOUS TEAM: SEAHAWKS
HOW ACQUIRED: UFA-'26 (Sea.)

G	REC	YDS	AVG	LG	TD
53	6	108	18.0	36	--



WR CODY WHITE

NFL EXPERIENCE: 4TH SEASON
PREVIOUS TEAM: SEAHAWKS
HOW ACQUIRED: FA-'26

GP	REC	YDS	AVG	LG	TD
41	20	303	15.2	60	4

ROOKIES



WR MALIK BENSON

SCHOOL: Oregon
HOW ACQUIRED: D6-'26

COLLEGE: Played in 41 career games over his final three FBS seasons at Alabama (2023), Florida State (2024), and Oregon (2025)

S DALTON JOHNSON

SCHOOL: Arizona
HOW ACQUIRED: D5a-'26

COLLEGE: Played in 50 games over five seasons (2021-25) at Arizona, recording 286 tackles (152 solo) and 13 TFLs.





DT TIM KEENAN III

SCHOOL: Alabama
HOW ACQUIRED: FA-'26

COLLEGE: Played in 41 games over five seasons (2021-25) at Alabama.

CB HEZEKIAH MASSES

SCHOOL: California
HOW ACQUIRED: D5b-'26

COLLEGE: Played in 49 games over three seasons (2022-24) at Florida International University before finishing at California.





CB JERMOD MCCOY

SCHOOL: Tennessee
HOW ACQUIRED: D4a-'26

COLLEGE: Played one season at Oregon State (2023) before transferring to Tennessee for his final two seasons (2024-25).

QB FERNANDO MENDOZA

SCHOOL: Indiana
HOW ACQUIRED: D1-'26

COLLEGE: Played in 36 games (35 starts) over four seasons, playing three seasons at Cal (2022-34) before transferring to Indiana (2025).





S TREYDAN STUKES

SCHOOL: Arizona
HOW ACQUIRED: D2-'26

COLLEGE: Played in 52 games over six seasons (2020-25) at Arizona and recorded 206 tackles (124 solo) and 12 TFLs.

RB MIKE WASHINGTON JR.

SCHOOL: Arkansas
HOW ACQUIRED: D4b-'26

COLLEGE: Played in 51 games over five seasons at Arkansas (2025), New Mexico State (2024) and Buffalo (2023-21).





G TREY ZUHN III

SCHOOL: Texas A&M
HOW ACQUIRED: D3b-'26

COLLEGE: Played five seasons (2021-25) at Texas A&M, seeing action in 54 total games over his collegiate career.

WHAT TO WATCH FOR IN 2026



BROCK BOWERS

- With 46 receptions, Bowers would pass Trey McBride (221) for the most receptions by a tight end in through three seasons in NFL history.
- With 100 receptions, Bowers would become one of only three tight ends in NFL history to record multiple seasons of 100+ receptions – the only tight end to accomplish the feat in his first three seasons.
- With 1,000 receiving yards, Bowers would notch his second season of 1,000+ receiving yards, becoming one of only three tight ends in NFL history to post 1,000+ receiving yards in two of his first three seasons.
- With 1,072 receiving yards, Bowers would pass George Kittle (2,945) for the most receiving yards by a tight end through three seasons in NFL history.
- With eight receiving touchdowns, Bowers would become one of just 11 tight ends in NFL history to record 20+ receiving touchdowns in his first three seasons.
- With one game of 100+ receiving yards, Bowers would notch his fifth 100-yard game, becoming one of 11 tight ends in NFL history to record 5+ games of 100+ yards in his first three seasons.
- With two games of 100+ receiving yards in 2026, Bowers would become the only tight end in NFL history to record multiple games of 100+ receiving yards in each of his first three seasons.
- With one game of 10+ receptions, Bowers would notch his sixth career game with 10+ receptions, passing Trey McBride (5) for the most of such games in NFL history by a tight end in his first three seasons. He would be tied for the seventh most 10-catch games among players at all positions.
- With five receiving touchdowns, Bowers would become one of just nine tight ends in NFL history to record 5+ receiving touchdowns in each of his first three seasons.



JEREMY CHINN

- With 100 tackles, Chinn would notch his third consecutive season with 100+ tackles, tied for the fourth longest streak in the NFL among defensive backs since 2000.
- With 100 tackles, Chinn would log his fifth career season with 100+ tackles, tied for the third most among defensive backs in the NFL since 2000. Among defensive backs in their first seven seasons, his five 100-tackle seasons would tie Jessie Bates for the most since 2000.
- With 59 tackles, Chinn would reach 600 career tackles, becoming one of just 10 defensive backs in the NFL since 2000 to reach 600 career tackles in his first seven seasons.
- With 1.0 sack in 2026, Chinn would record his seventh consecutive season with at least 1.0 sack, becoming one of just four defensive backs in NFL history (since 1982) to record at least 1.0 sack in each of his first two seasons.
- With four games of 10+ tackles in 2026, Chinn would pass Jessie Bates (19) for the second most double-digit tackle games among defensive backs in their first seven seasons in the NFL since 2000 – only behind Budda Baker (26).

WHAT TO WATCH FOR IN 2026



AJ COLE

- If Cole averages at least 50.0 yards per punt in 2026, he will notch his fourth career season averaging over 50.0 yards per punt (min. 50 punts). His four seasons would be the most in NFL history.
- With five punts of 60+ yards in 2026, Cole would become one of seven punters in the NFL since 2000 to record 75 punts of 60+ yards.
- With 10 punts of 60+ yards in 2026, Cole would notch his fifth career season with at least 10 punts of 60+ yards, passing Johnny Hekker (4) for the second most seasons with 10 punts of 60+ yards in the NFL since 2000 – only trailing Shane Lechler (6).
- With eight punts downed inside the 20-yard line, Cole would become one of just 14 punters in the NFL since 2000 to down 200+ punts inside the 20-yard line in his first eight seasons.



MAXX CROSBY

- With 7.0 sacks in 2026, Crosby would notch his eighth consecutive season of 7.0+ sacks, becoming one of just nine players in NFL history (since sacks became official in 1982) to record 7.0+ sacks in each of his first eight seasons. His eight-season streak would also be tied for the 15th longest streak in NFL history.
- With 10.0 sacks, Crosby would notch his fifth season of 10.0+ sacks, becoming one of 23 players in NFL history (since 1982) to record five or more seasons of 10.0+ sacks in their first eight NFL seasons.
- With 10.5 sacks in 2026, Crosby would reach 80.0 career sacks, one of 27 players to record 80.0+ career sacks in eight NFL seasons (since 1982).
- With 17 tackles for loss in 2026, Crosby would join J.J. Watt and Aaron Donald as one of just three players in the NFL since 1999 to record 150 tackles for loss in eight seasons.
- With 20 tackles for loss, Crosby would notch his fourth season of 20+ tackles for loss, tying J.J. Watt (4) for the most seasons of 20+ tackles for loss in the NFL since 1999.
- With 63 tackles and 17 tackles for loss, Crosby would become the first NFL player (since TFLs became official in 1999) to reach 500 career tackles and 150 tackles for loss in eight seasons.
- With 63 tackles and 10.5 sacks, Crosby would become one of six players in NFL history (since 1982) to reach 500 career tackles and 80.0+ sacks in eight seasons.

WHAT TO WATCH FOR IN 2026



KWITY PAYE

- With three tackles for loss in 2026, Paye would record his 40th career TFL since entering the league in 2021, tying Calais Campbell (40) and Nnamdi Madubuike (40) for the 24th most TFLs among defensive linemen in that span.
- With 1.0 sack, Paye would pass Zach Sieler (31.0) and tie Dorance Armstrong (31.5) for the 17th most sacks among defensive linemen since 2021.
- With 8.0 sacks, Paye would record his third career season of 8.0+ sacks, tied for the seventh most seasons among defensive linemen since 2021.
- With 10 tackles for loss, Paye would record his third career season of 10+ TFLs, tied for the seventh most seasons among defensive linemen since 2021.
- With 10 tackles for loss, Paye would notch his third career season of 10+ TFLs through six seasons, tied for the 15th most instances among defensive linemen in their first six seasons.



ASHTON JEANTY

- With 1,679 total yards from scrimmage in 2026, Jeanty would become one of 33 running backs in NFL history to record 3,000+ scrimmage yards in his first two seasons.
- With five rushing touchdowns and five receiving touchdowns in 2026, Jeanty would become the first player in NFL history to record 5+ receiving touchdowns and 5+ rushing touchdowns in each of his first two seasons.
- With 50+ receptions in 2026, Jeanty would become one of 17 running backs in NFL history to record 50+ receptions in each of his first two seasons.
- With 737 rushing yards, Jeanty would pass Marcus Allen (1,711) for the second most rushing yards by a Raiders player in their first two seasons – only behind Josh Jacobs (2,215).
- With 1,000+ rushing yards, Jeanty would become one of just four players in Raiders history to record a 1,000-yard rushing season in his first two seasons, joining Josh Jacobs (2019 and 2020), Latavius Murray (2015) and Marcus Allen (1983).

FINDING THE END ZONE

The Raiders have scored 275 points through 11 games in 2026, the seventh most in the NFL.

MOST POINTS SCORED - 2026 SEASON

Rank	Team	Points
1.	Dallas Cowboys	337
2.	San Francisco 49ers	316
3.	Buffalo Bills	313
4.	Detroit Lions	288
5.	Jacksonville Jaguars	287
6.	Cincinnati Bengals	278
7.	***Las Vegas Raiders***	***275***
8.	Kansas City Chiefs	271
9.	Chicago Bears	262
10.	Houston Texans	259

The Raiders have posted six games of 25+ points in 2026, tied for the sixth most in the NFL.

GAMES WITH 25+ POINTS - 2026

Rank	Team	Games
1t.	Buffalo Bills	8
1t.	Dallas Cowboys	8
3t.	Cincinnati Bengals	7
3t.	San Francisco 49ers	7
3t.	Detroit Lions	7
6t.	***Las Vegas Raiders***	***6***
6t.	Chicago Bears	6
6t.	Jacksonville Jaguars	6
6t.	Kansas City Chiefs	6
6t.	Houston Texans	6

The Raiders have scored 275 total points through 11 games in 2026, the sixth most by the Raiders through the first 11 games of a single season since 2000 - the most since 2020 (286)

POINTS SCORED IN FIRST 11 GAMES - RAIDERS SINCE 2000

Rank	Season	Points Scored
1.	2002	328
3.	2000	311
4.	2001	309
5.	2016	307
2.	2020	292
6.	***2026***	***275***

ON THE BOARD

Las Vegas has scored on 42.5% of its offensive drives, the ninth best rate in the NFL, and has punted on just 33.3% of its drives (t-12th lowest).

OFFENSIVE SCORING PERCENTAGE - 2026

No.	Team	Drives	Score%
1.	Dallas Cowboys	112	53.6%
2.	Buffalo Bills	111	53.2%
3.	Cincinnati Bengals	91	50.5%
4.	Jacksonville Jaguars	105	50.5%
5.	Detroit Lions	104	49.0%
6.	San Francisco 49ers	98	48.0%
7.	Houston Texans	111	43.2%
8.	Kansas City Chiefs	109	43.1%
9.	***Las Vegas Raiders***	***120***	***42.5%***
10.	New York Jets	111	42.3%

CLEAN GAME

The Raiders have committed just 63 penalties for 476 yards. Their 63 penalties are the fourth fewest in the NFL and their 476 penalty yards are tied for the third fewest in the NFL.

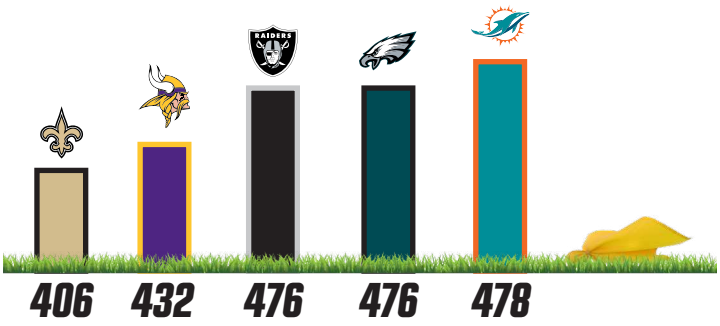

The Raiders' 476 total penalty yards are also the second fewest through the first 11 games of a single season in franchise history since the AFL/NFL merger in 1970.

FEWEST PEN YARDS THROUGH 11 GAMES - RAIDERS HISTORY SINCE 1970

No.	Season	Pen	Pen Yards
1.	1990	69	465
2.	***2026***	***63***	***476***
3.	2023	56	488
4t.	1988	70	510
4t.	2024	64	510

The Raiders committed zero penalties in Week 10. They are the only team in the NFL to have zero penalties in a game so far in 2026.

FEWEST PENALTIES IN A GAME - 2026

No.	Team	Week	Pen
1.	***Raiders***	***10***	***0***
2t.	Colts	4	1
2t.	49ers	4	1
2t.	Bengals	7	1

SURE TACKLING

Per NGS, the Raiders have a 89.5% tackle efficiency rate, the second best in the NFL, and have missed tackles on just 10.5% of attempts (second lowest).

BEST TACKLE EFFICIENCY - 2026 SEASON

No.	Team	MT	Tkl Eff.
1.	Lions	60	90.8%
2.	***Raiders***	***81***	***89.5%***
3.	Rams	70	89.3%
4.	Ravens	81	89.2%
5.	Cowboys	84	89.1%

TAKEAWAYS

The Raiders defense has racked up 17 total takeaways in 2026, tied for the third most in the NFL.

TOTAL TAKEAWAYS - 2026



4TH QUARTER CHAOS

The Raiders now have 10 total 4th quarter takeaways in 2026, the most in the NFL.

MOST 4th QUARTER TAKEAWAYS - 2026

Rk.	Team	4Q Opp. TO
1.	***Las Vegas Raiders***	***10***
2t.	Minnesota Vikings	7
2t.	Denver Broncos	7
4t.	Pittsburgh Steelers	6
4t.	Kansas City Chiefs	6
4t.	New York Giants	6

The Raiders have also scored 95 points in the fourth quarter this season, the fourth most in the NFL.

MOST POINTS SCORED IN FOURTH QUARTER - 2026

Rk.	Team	4Q Points
1.	Dallas Cowboys	113
2.	Buffalo Bills	100
3.	Denver Broncos	97
4.	***Las Vegas Raiders***	***95***
5.	Tennessee Titans	84

DYNAMIC DUO

The Raiders' linebacker duo of Quay Walker and Nakobe Dean have combined for 210 tackles, the most in the NFL among any pair of teammates.

MOST COMBINED TACKLES (TWO PLAYERS) - 2026

Rk.	Team	Total Tackles
1.	***Nakobe Dean & Quay Walker***	***210***
2.	Jacob Rodriguez & Jordyn Brooks	185
3.	Jamien Sherwood & Dane Belton	183
4.	Nick Bolton & Drue Tranquill	177
5.	Carson Schwesinger & Quincy Williams	173

3RD DOWN OFFENSE

Las Vegas has converted 43.5% of third downs this season, the sixth best mark in the NFL.

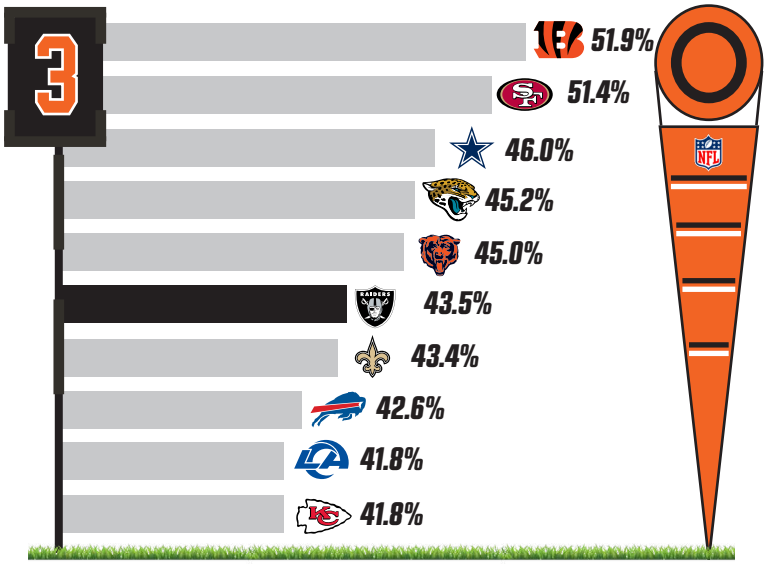

THROUGH THE AIR

The Raiders offense has 23 passing touchdowns, tied for the third most in the NFL.

MOST PASSING TDs - 2026 SEASON

Rank	Team	Pass TDs
1.	Bengals	27
2.	Cowboys	25
3t.	***Raiders***	***23***
3t.	49ers	23
5t.	Jaguars	22
5t.	Texans	22
5t.	Chiefs	22

23 passing touchdowns are also tied for their sixth most through the first 11 games of a season in franchise history (since 1970).

MOST PASSING TDs IN FIRST 11 GAMES - RAIDERS HISTORY

Rank	Season	Pass TDs
1.	2015	26
2.	1970	24
3t.	***2026***	***23***
3t.	1997	23
3t.	1976	23
6t.	2016	22
6t.	2002	22

The Raiders have recorded 69 completions of 15+ yards, the most in the NFL.

COMPLETIONS OF 15+ YARDS - 2026

Rank	Team	15+ Comp
1.	***Raiders***	***69***
2.	Jaguars	67
3t.	Cowboys	63
3t.	Panthers	63

PUNCHING IT OUT

The Raiders defense has also forced 13 fumbles in 2026, tied for the most in the NFL.

DEFENSIVE FORCED FUMBLES - 2026



LONG DRIVES

The Raiders offense has now recorded three touchdown drives of 90+ yards in 2026, tied for the third most in the NFL. They are one of 11 teams in the NFL with multiple touchdown drives of 90+ yards.

TOUCHDOWN DRIVES OF 90+ YARDS - 2026

Rank	Team	Drives
1.	San Francisco 49ers	5
2.	Dallas Cowboys	4
3t.	Buffalo Bills	3
3t.	***Las Vegas Raiders***	***3***
3t.	Detroit Lions	3

BLITZ PICKUP

The Raiders offensive line has allowed six sacks when facing the blitz this season (5+ rushers), tied for the seventh fewest in the NFL.

SACKS ALLOWED AGAINST THE BLITZ - 2026

Rank	Team	Sacks Allowed
1.	Houston Texans	2
2.	Kansas City Chiefs	3
3.	Jacksonville Jaguars	4
4t.	Denver Broncos	5
4t.	Carolina Panthers	5
4t.	Minnesota Vikings	5
7t.	***Las Vegas Raiders***	***6***
7t.	Tennessee Titans	6

PROTECTING THE QB

The Raiders have now allowed zero sacks in four games this season, tied for the most of such games in 2026.

GAMES WITH ZERO SACKS ALLOWED - 2026

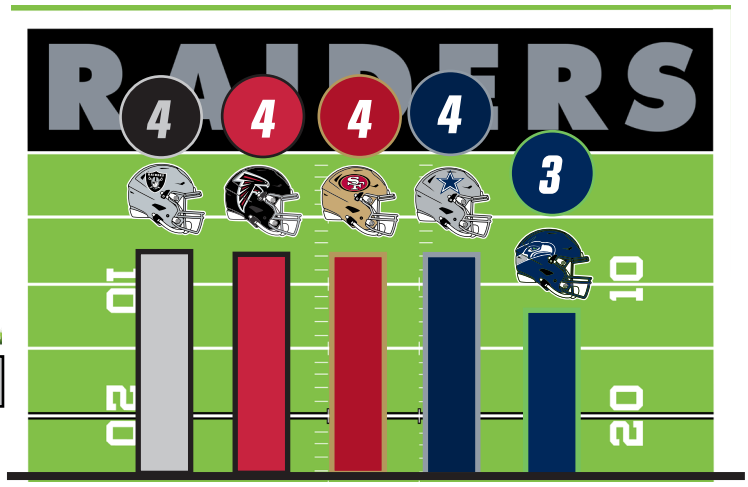

TIGHT END UNIT

The Raiders tight end unit leads all tight end units in the NFL in receiving yards (1,176).

MOST RECEIVING YARDS - 2026 TE UNITS

Rank	Team	Rec. Yds
1.	***Las Vegas Raiders***	***1,176***
2.	Arizona Cardinals	911
3.	Kansas City Chiefs	835

Raiders TEs also rank second in receptions (99).

MOST RECEPTIONS - 2026 TE UNITS

Rank	Team	Rec.
1.	Arizona Cardinals	113
2.	***Las Vegas Raiders***	***99***
3t.	Los Angeles Rams	71
3t.	Carolina Panthers	71

3 AND OUTS

The Raiders defense has forced 36 three-and-outs by opponents this season, the 10th most in the NFL.

MOST 3-AND-OUTS FORCED - 2026 SEASON

Rank	Team	Op3Out
1.	New York Giants	46
2.	Seattle Seahawks	45
3.	Tampa Bay Buccaneers	40
4t.	Indianapolis Colts	38
4t.	Chicago Bears	38
6t.	Buffalo Bills	37
6t.	Baltimore Ravens	37
6t.	Los Angeles Rams	37
6t.	Minnesota Vikings	37
10.	***Las Vegas Raiders***	***36***

SETTING UP THE OFFENSE

The Raiders are averaging 29.1 yards per kickoff return in 2026, the best mark in the NFL.

KICKOFF RETURN AVERAGE - 2026

Rank	Team	Yd/KR
1.	***Las Vegas Raiders***	***29.1***
2.	Minnesota Vikings	28.5
3.	Buffalo Bills	28.2
4t.	Jacksonville Jaguars	27.5
4t.	Indianapolis Colts	27.5

Because of their success in the return game, the Raiders offense is starting drives at their own 33.5 yard line on average, the best starting field position in the NFL.



The Raiders special teams units have generated +18.18 Expected Points Added (EPA) in 2026, the sixth most in the NFL.

TOTAL SPECIAL TEAMS EPA - 2026

Rank	Team	ST EPA
1.	Minnesota Vikings	+47.96
2.	Buffalo Bills	+29.15
3.	Detroit Lions	+24.35
4.	Chicago Bears	+23.44
5.	Indianapolis Colts	+19.47
6.	***Las Vegas Raiders***	***+18.18***

3RD AND LONG

The Raiders have excelled at 3rd-and-long this season, converting on 29.4% of third downs when needing seven or more yards, the fifth best mark in the NFL.

3rd & 7+ CONVERSION PERCENTAGE - 2026

Rank	Team	3D Conv%
1.	Cincinnati Bengals	36.2%
2.	San Francisco 49ers	33.3%
3.	Detroit Lions	30.2%
4.	Seattle Seahawks	30.0%
5.	***Las Vegas Raiders***	***29.4%***



BROCK BOWERS

TIGHT END

2024 AP ALL-PRO 1ST TEAM SELECTION

2024 RAIDERS DRAFT PICK (1ST ROUND, 13TH OVR)

2X PRO BOWL SELECTION

37	32	226	2,550	11.3	18
GAMES	STARTS	REC	YARDS	AVG.	REC TD

2026 LEADERS

In eight games in 2026, Bowers now has 50 receptions for 676 yards (13.5 avg.) and six touchdowns. He is now averaging 6.3 receptions per game in 2026, the ninth most in the NFL - second among TEs.

RECEPTIONS PER GAME LEADERS - 2026

Rank	Player	Pos.	Rec./G
1.	Puka Nacua	WR	10.0
2.	CeeDee Lamb	WR	8.0
3.	Trey McBride	TE	7.9
4.	Jaxon Smith-Njigba	WR	7.9
5.	Amon-Ra St. Brown	WR	7.0
6.	Ja'Marr Chase	WR	6.9
7.	Chris Olave	WR	6.8
8.	Malik Nabers	WR	6.5
9.	***Brock Bowers***	***TE***	***6.3***

He is also averaging 84.5 receiving yards per game, the ninth most in the NFL - most among TEs.

RECEIVING YARDS PER GAME LEADERS - 2026

Rank	Player	Pos.	Rec. Yds/G
1.	Jaxon Smith-Njigba	WR	120.7
2.	Puka Nacua	WR	102.1
3.	CeeDee Lamb	WR	100.7
4.	Christian Watson	WR	91.6
5.	Ja'Marr Chase	WR	90.9
6.	Tee Higgins	WR	86.7
7.	Chris Olave	WR	86.6
8.	Matthew Golden	WR	85.3
9.	***Brock Bowers***	***TE***	***84.5***

Bowers is averaging 13.5 yards per reception in 2026, the third best mark in the NFL among TEs.

YARDS PER RECEPTION LEADERS (TEs) - 2026

Rank	Player	Rec.	Yards	Yds/Rec.
1.	Dalton Kincaid	32	487	15.2
2.	Travis Kelce	41	586	14.3
3.	***Brock Bowers***	***50***	***676***	***13.5***

THIRD AND BOWERS

Bowers now has 17 first down receptions on third downs in 2026, the third most in the NFL.

RECEIVING 1D ON THIRD DOWN - 2026

Rank	Player	Pos.	Rec 1D
1.	Chris Olave	WR	20
2.	Jaxon Smith-Njigba	WR	19
3.	***Brock Bowers***	***TE***	***17***
4.	CeeDee Lamb	WR	16

BIG PLAY BOWERS

Bowers has 32 receptions of 10+ yards this season, tied for the fifth most in the NFL - the most in the NFL among TEs.

RECEPTIONS OF 10+ YARDS (TEs) - 2026

Rank	Player	Team	10+ Rec.
1.	***Brock Bowers***	***LV***	***32***
2.	George Kittle	SF	27
3.	Travis Kelce	KC	26
4.	Isaiah Likely	NYG	24
5.	Trey McBride	ARI	22
6.	Harold Fannin Jr.	CLE	21

He also has 11 receptions of 20+ yards, the most in the NFL among tight ends.

RECEPTIONS OF 20+ YARDS (TEs) - 2026

Rank	Player	Team	20+ Rec.
1.	***Brock Bowers***	***LV***	***11***
2t.	Dalton Kincaid	BUF	9
2t.	George Kittle	SF	9
4.	Harold Fannin Jr.	CLE	8

HISTORY THRU 37 GAMES

Bowers has now played in 37 career games - here is where his numbers stack up against tight ends in NFL history through their first 37 career games.

RECEPTIONS THROUGH 37 GAMES (TEs) - NFL HISTORY

Rank	Player	Years	Rec
1.	***Brock Bowers***	***2024-26***	***226***
2.	Jordan Reed	2013-15	198
3.	Kellen Winslow	1979-81	191
4.	Kellen Winslow II	2004-07	190
5.	Jeremy Shockey	2002-04	174

RECEIVING YARDS THROUGH 37 GAMES (TEs) - NFL HISTORY

Rank	Player	Years	Rec
1.	***Brock Bowers***	***2024-26***	***2,550***
2.	Kellen Winslow	1979-81	2,527
3.	Mike Ditka	1961-63	2,453
4.	George Kittle	2017-18	2,268
5.	Rob Gronkowski	2010-12	2,168

His 226 receptions are also the seventh most in NFL history among players of all positions in their first 37 career games.

RECEPTIONS THROUGH 37 GAMES (All Positions) - NFL HISTORY

Rank	Player	Years	Rec
1.	Puka Nacua	2023-25	257
2.	Michael Thomas	2016-17	249
3.	Odell Beckham Jr.	2014-16	246
4.	Anquan Boldin	2003-05	234
5.	Ja'Marr Chase	2021-23	232
6.	Jarvis Landry	2014-15	228
7.	***Brock Bowers***	***2024-26***	***226***

His 18 receiving touchdowns are also the second most in Raiders history among players in their first 37 games.

REC. TDs THROUGH 37 GAMES (All Positions) - RAIDERS HISTORY

Rank	Player	Years	Rec TD
1.	Raymond Chester	1970-72	19
2.	***Brock Bowers***	***2024-26***	***18***
3.	Warren Wells	1967-68	17
4.	Denarius Moore	2011-13	16

FINDING THE END ZONE

Bowers now has six receiving touchdowns in 2026, tied for the ninth most in the NFL - tied for the second most among tight ends.

RECEIVING TOUCHDOWNS LEADERS - 2026

Rank	Player	Team	Rec TD
1.	Jaxon Smith-Njigba	SEA	10
2.	CeeDee Lamb	DAL	9
3.	Amon-Ra St. Brown	DET	8
4t.	Ja'Marr Chase	CIN	7
4t.	Christian Watson	GB	7
4t.	Isaiah Likely	NYG	7
4t.	Tee Higgins	CIN	7
4t.	George Kittle	SF	7
9t.	Nico Collins	HOU	6
9t.	Jameson Williams	DET	6
9t.	George Pickens	DAL	6
9t.	***Brock Bowers***	***LV***	***6***
9t.	Mike Gesicki	CIN	6
9t.	Stefon Diggs	WAS	6
9t.	Parker Washington	JAX	6

Bowers recorded six receiving touchdowns in his first seven games, tied for the fifth most in Raiders history through a player's first seven games of a single season. He is the first TE in Raiders history to accomplish the feat.

RECEIVING TDs THROUGH FIRST 7 GAMES - RAIDERS HISTORY

Rank	Player	Season	Rec TD
1.	Art Powell	1965	8
2t.	Cliff Branch	1976	7
2t.	Todd Christensen	1983	7
2t.	Warren Wells	1970	7
5t.	Fred Biletnikoff	1969	6
5t.	***Brock Bowers***	***2026***	***6***
5t.	Tim Brown	1996	6
5t.	Tim Brown	2000	6
5t.	Raymond Chester	1970	6
5t.	Michael Crabtree	2016	6
5t.	Michael Crabtree	2017	6
5t.	James Jett	1997	6
5t.	Warren Wells	1969	6

100+

Bowers now has seven 100-yard receiving games since the beginning of 2024, tied for the most in the NFL among tight ends over that span.

100-YARD GAMES SINCE 2024 (TEs)

Rank	Player	Team	100-Yd Games
1t.	Trey McBride	ARI	7
1t.	***Brock Bowers***	***LV***	***7***
3.	George Kittle	SF	5
4.	Dalton Kincaid	BUF	3

Bowers has posted 100+ receiving yards in three games in 2026. He is the only tight end in 2026 with multiple 100-yard games so far this season.

KEEPING IT 100

Bowers notched his seventh game with 100+ receiving yards in Week 9 - his 36th career game, tied for the third most 100-yard games in NFL history by a tight end in their first 36 career games.



DOUBLE TROUBLE

Bowers notched his third career game with multiple receiving touchdowns, tied for the third most of such games in the NFL among tight ends since 2024.

GAMES WITH 2+ RECEIVING TDs (TEs) - SINCE 2024

Rank	Player	2+ TD Games
1t.	Dallas Goedert	4
1t.	George Kittle	4
3t.	***Brock Bowers***	***3***
3t.	Jake Ferguson	3
3t.	Kyle Pitts	3
3t.	Isaiah Likely	3
3t.	Darren Waller	3
3t.	Mark Andrews	3

Bowers' three career games with multiple TD catches were tied for the 10th-most in NFL history among tight ends in their first 36 career games.

RACE TO 2,500

Bowers surpassed 2,500 career receiving yards in Week 9, his 36th career game, the fastest tight end in NFL history to reach 2,500 yards.

FASTEST TO 2,500 RECEIVING YARDS (TEs) -NFL HISTORY

Rank	Player	Year	Games
1.	***Brock Bowers***	***2026***	***36***
2.	Kellen Winslow	1981	37
3.	Mike Ditka	1963	39

FREQUENT TARGET

Bowers notched his sixth career game with 10+ receptions in Week 4, the second-most in Raiders history.

GAMES WITH 10+ RECEPTIONS - RAIDERS HISTORY

Rank	Player	10+ Rec. Games
1.	Tim Brown	13
2.	***Brock Bowers***	***6***
3t.	Todd Christensen	4
3t.	Amari Cooper	4
3t.	Darren Waller	4
3t.	Davante Adams	4

His six games with 10+ receptions are also tied for the seventh-most all-time among tight ends.

GAMES WITH 10+ RECEPTIONS - TEs ALL-TIME

Rank	Player	10+ Rec. Games
1.	Tony Gonzalez	15
2t.	Zach Ertz	12
2t.	Travis Kelce	12
4.	Jason Witten	11
5.	Trey McBride	10
6.	Evan Engram	7
7t.	***Brock Bowers***	***6***
7t.	Kellen Winslow Sr.	6
7t.	Shannon Sharpe	6
7t.	Jeremy Shockey	6

Bowers joined Lionel Taylor as the only players in NFL history to record six games of 10+ receptions through their first 30 games in the NFL. Bowers is the only non-receiver in NFL history to do so.

GAMES WITH 10+ RECEPTIONS FIRST 30 GAMES - ALL-TIME

Rank	Player	Pos.	10+ Rec. Games
1t.	Lionel Taylor	WR	6
1t.	***Brock Bowers***	***TE***	***6***
3.	Puka Nacua	WR	5



OVER THE CENTURY MARK

Bowers logged the fourth 100-yard receiving game of his career in Week 9 of 2025, tied for the sixth most in NFL history among tight ends in their first two seasons.

100-YARD GAMES IN FIRST 2 SEASONS (TEs)

Rank	Player	Seasons	100-Yd Games
1.	Mike Ditka	1961-62	9
2t.	Charle Young	1973-74	6
2t.	Rob Gronkowski	2010-11	6
4t.	Kellen Winslow	1980-81	5
4t.	George Kittle	2017-18	5
6t.	***Brock Bowers***	***2024-25***	***4***
6t.	Bob Trumpy	1968-69	4
6t.	Mark Bavaro	1985-86	4
6t.	Jimmy Graham	2011-12	4
6t.	Aaron Hernandez	2010-11	4

Bowers' recorded four 100-yard games in his first 22 career games, tied for the most 100-yard games among tight ends in their first 22 career games in NFL history.

100-YARD GAMES THROUGH 22 GAMES (TEs) - NFL HISTORY

Rank	Player	Years	100-Yd Games
1t.	***Brock Bowers***	***2024-25***	***4***
1t.	Charle Young	1973	4
1t.	Kellen Winslow	1980	4
1t.	Jimmy Graham	2011	4
5t.	Mark Bavaro	1985-86	3
5t.	Jeremy Shockey	2002-03	3
5t.	Kyle Pitts Sr.	2021	3

2025 LEADERS

TE Brock Bowers recorded 64 receptions for 680 yards (10.6 avg.) and seven touchdowns in 12 games played in 2025.

His 5.3 catches per game were the second most in the NFL among TEs.

RECEPTIONS PER GAME (TEs) - 2025

Rank	Player	Team	Rec/.G
1.	Trey McBride	ARI	7.4
2.	***Brock Bowers***	***LV***	***5.3***
3t.	George Kittle	SF	5.2
3t.	Kyle Pitts Sr.	ATL	5.2

His 56.7 receiving yards per game finished as the fourth highest average among tight ends in the NFL.

RECEIVING YARDS PER GAME (TEs) - 2025

Rank	Player	Team	Rec. Yards/G
1.	Trey McBride	ARI	72.9
2.	Tucker Kraft	GB	61.1
3.	George Kittle	SF	57.1
4.	***Brock Bowers***	***LV***	***56.7***

His seven receiving touchdowns ranked tied for fifth among TEs.

RECEIVING TOUCHDOWNS (TEs) - 2025

Rank	Player	Team	Rec. TDs
1t.	Dallas Goedert	PHI	11
1t.	Trey McBride	ARI	11
3t.	Colby Parkinson	LAR	8
3t.	Jake Ferguson	DAL	8
5t.	**Brock Bowers**	**LV**	**7**
5t.	George Kittle	SF	7
5t.	Hunter Henry	NE	7

His 10.6 yards per reception in 2025 was also the seventh best mark in the NFL among tight ends.

DIME A DOZEN

Bowers now has five career games with 10+ receptions, the most in NFL history among players in their first two seasons.

GAMES WITH 10+ RECEPTIONS - FIRST 2 SEASONS

	SEASONS	GAMES
BROCK BOWERS	2024-25	5
LIONEL TAYLOR	1959-60	4
ODELL BECKHAM JR.	2014-15	4
CHRISTIAN McCAFFREY	2017-18	4
JAYLEN WADDLE	2021-22	4
PUKA NACUA	2023-24	4

HISTORY THRU TWO

Through just seven games played of his second NFL season, **TE Brock Bowers** passed Sam LaPorta for the most receptions by a tight end through two seasons in NFL history.

RECEPTIONS IN FIRST 2 SEASONS - NFL HISTORY

	SEASONS	REC.
BROCK BOWERS	2024-25	176
SAM LaPORTA	2023-24	146
KEITH JACKSON	1988-89	144
ROB GRONKOWSKI	2010-11	132
GEORGE KITTLE	2017-18	131
JIMMY GRAHAM	2010-11	130

GIVE HIM FIVE

TE Brock Bowers has now recorded 5+ receptions in 19 career games, the most in NFL history among tight ends in their first two NFL seasons.

GAMES WITH 5+ RECEPTIONS - FIRST 2 SEASONS



TRIPLE THREAT

Bowers recorded three receiving touchdowns in Week 9. He became the third TE in Raiders history and the first since 1986 (Todd Christensen) to record three receiving touchdowns in a single game.

MOST RECEIVING TDs IN A GAME - RAIDERS TEs

No.	Player	Date	Rec. TD
1.	Billy Cannon	11/19/67	3
2.	Raymond Chester	10/25/70	3
3.	Todd Christensen	12/1/83	3
4.	Todd Christensen	10/16/83	3
5.	Todd Christensen	10/26/86	3
6.	***Brock Bowers***	***11/2/25***	***3***

Bowers was just one of eight players in the NFL with three touchdowns in a single game in 2025 - the first and one of only two tight ends to accomplish the feat.

MOST RECEIVING TDs IN A GAME - 2025

No.	Player	Week	Rec. TD
1.	Amon-Ra St. Brown	2	3
2.	Tre Tucker	3	3
3.	Romeo Doubs	4	3
4.	Davante Adams	7	3
5.	Drake London	9	3
6.	***Brock Bowers***	***9***	***3***
7.	Kyle Pitts	15	3
8.	Travis Etienne Jr.	15	3

FINDING THE END ZONE

Bowers recorded seven receiving touchdowns in 2025, tied for the fifth most in the NFL among tight ends.

RECEIVING TOUCHDOWNS (TEs) - 2025

Rank	Player	Team	Rec. TDs
1t.	Dallas Goedert	PHI	11
1t.	Trey McBride	ARI	11
3t.	Colby Parkinson	LAR	8
3t.	Jake Ferguson	DAL	8
5t.	**Brock Bowers**	**LV**	**7**
5t.	George Kittle	SF	7
5t.	Hunter Henry	NE	7

Bowers now has 12 career receiving touchdowns, the sixth most in the NFL among tight ends since the beginning of 2024.

RECEIVING TOUCHDOWNS (TEs) - 2024-25

Rank	Player	Team	Rec. TD
1.	Mark Andrews	BAL	16
2.	George Kittle	SF	15
3t.	Tucker Kraft	GB	13
3t.	Trey McBride	ARI	13
3t.	Dallas Goedert	PHI	13
6.	***Brock Bowers***	***LV***	***12***
7t.	Zach Ertz	WAS	11
7t.	Pat Freiermuth	PIT	11

His 12 touchdowns also rank tied for second in Raiders history among players in their first two seasons, the second most among TEs - only behind Raymond Chester (14).

RECEIVING TOUCHDOWNS IN FIRST TWO SEASONS (RAIDERS HISTORY)

Rank	Player	Seasons	Rec. TD
1.	Raymond Chester	1970-70	14
2t.	***Brock Bowers***	***2024-25***	***12***
2t.	Denarius Moore	2011-12	12
4t.	Amari Cooper	2015-16	11
4t.	Rickey Dudley	1996-97	11

MULTI-TD TE

TE Brock Bowers posted two games with multiple TDs in 2025. He is now one of only six tight ends in Raiders history with multiple games of 2+ TDs in a single season - the first since 2000.



GAMES WITH 2+ TDs IN A SEASON - RAIDERS TEs

No.	Player	Season	Games
1.	Billy Cannon	1967	2
2.	Raymond Chester	1970	2
3.	Raymond Chester	1971	2
4.	Dave Casper	1976	2
5.	Raymond Chester	1979	2
6.	Todd Christensen	1983	2
7.	Todd Christensen	1986	2
8.	Rickey Dudley	1997	2
9.	Rickey Dudley	1999	2
10.	Rickey Dudley	2000	2
11.	***Brock Bowers***	***2025***	***2***

DEEP THREAT

Bowers now has 23 receptions of 20+ yards in his 29 career games since the start of 2024. Among tight ends in their first 29 games, since 2000, his 23 receptions of 20+ yards are tied for the fifth most.

RECEPTIONS OF 20+ YARDS (TEs) - FIRST 29 GAMES SINCE 2000

No.	Player	Rec.
1.	Rob Gronkowski	29
2.	Kellen Winslow	27
3.	Jeremy Shockey	25
4.	George Kittle	24
5t.	***Brock Bowers***	***23***
5t.	Travis Kelce	23

HOT START

Bowers recorded two games of 100+ yards in his first five games of 2025. He is one of three TEs in Raiders history to record multiple 100-yard games in his first five games of a single season.

GAMES WITH 100+ REC. YARDS - FIRST 5 GAMES OF SEASON (RAIDERS HISTORY)

No.	Player	Season	Games
1.	Dave Casper	1976	3
2t.	***Brock Bowers***	***2025***	***2***
2t.	Jared Cook	2018	2

Bowers is now one of four tight ends since 2020 - the first since 2021 to record 100+ yards in two of his first five games of the season.

GAMES WITH 100+ REC. YARDS - FIRST 5 GAMES OF SEASON (NFL SINCE 2020)

No.	Player	Season	Games
1.	***Brock Bowers***	***2025***	***2***
2.	Travis Kelce	2021	2
3.	Mark Andrews	2021	2
4.	George Kittle	2020	2

CONSISTENT CONTRIBUTOR

Bowers started his career with 22-straight games with 2+ receptions. His 22-game streak is the longest streak to start a career in NFL history among tight ends.



LONGEST STREAK OF 2+ CATCHES TO START CAREER (TEs)

Rk.	Player	Games
1.	***Brock Bowers***	***22***
2.	Sam LaPorta	21
3t.	Kyle Pitts Sr.	20
3t.	Kellen Winslow	20
5.	Keith Jackson	14

STAT SHEET STUFFER

In Week 9, Bowers recorded 12 receptions for 127 yards and three receiving touchdowns. Bowers became one of three NFL tight ends in the Super Bowl era to record those stats in a single game.

12+ REC., 127+ YDS & 3 TDs IN A GAME - TEs SINCE 1970

Rank	Player	Date	Rec.	Yds	TD.
1.	***Brock Bowers***	***11/2/25***	***12***	***127***	***3***
2.	Shannon Sharpe	10/6/96	13	153	3
3.	Kellen Winslow	12/11/83	14	162	3
4.	Kellen Winslow	11/22/81	13	144	5

He is one of only three players in the NFL at any position over the last five seasons with these stats, joining Ja'Marr Chase and Stefon Diggs. He is the first player in Raiders history to accomplish the feat.

12+ REC., 127+ YDS & 3 TDs IN A GAME - ALL POS. SINCE 2021

Rank	Player	Date	Rec.	Yds	TD.
1.	***Brock Bowers***	***11/2/25***	***12***	***127***	***3***
2.	Ja'Marr Chase	10/8/23	15	192	3
3.	Stefon Diggs	9/19/22	12	148	3

RAIDERS RECORDS

Bowers recorded the most receptions in a single season in Raiders history as a rookie in 2024, passing Darren Waller's record set in 2020.

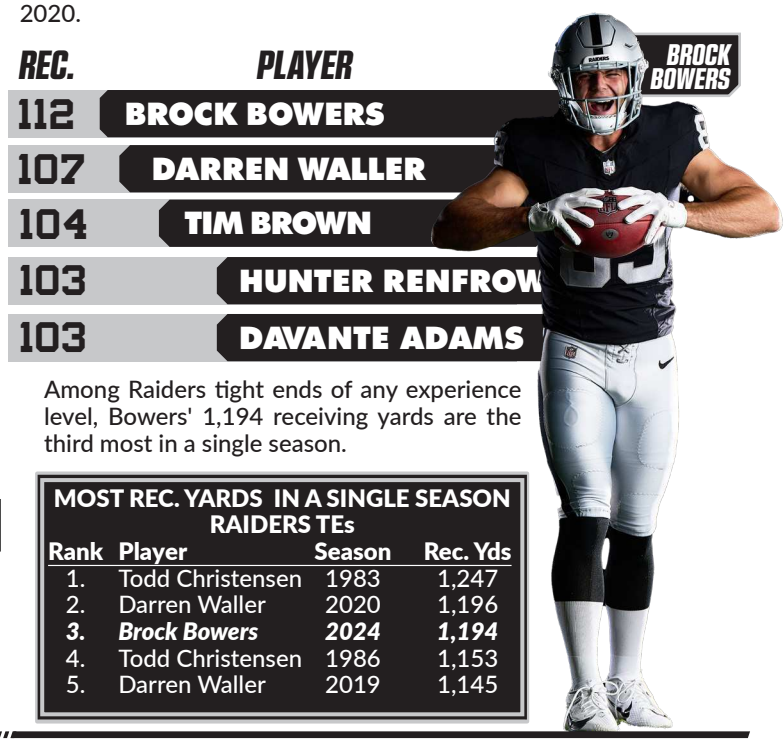

Among Raiders tight ends of any experience level, Bowers' 1,194 receiving yards are the third most in a single season.

MOST REC. YARDS IN A SINGLE SEASON RAIDERS TEs

Rank	Player	Season	Rec. Yds
1.	Todd Christensen	1983	1,247
2.	Darren Waller	2020	1,196
3.	***Brock Bowers***	***2024***	***1,194***
4.	Todd Christensen	1986	1,153
5.	Darren Waller	2019	1,145

2024 LEADERS

Bowers finished his rookie season with 112 receptions for 1,194 yards (10.7 avg.) and five touchdowns in 2024. His 112 receptions finished as the third most in the NFL in 2024.

NFL RECEPTIONS LEADERS - 2024 SEASON

Rank	Player	Team	Rec.
1.	Ja'Marr Chase	CIN	127
2.	Amon-Ra St. Brown	DET	115
3.	***Brock Bowers***	***LV***	***112***

His 1,194 receiving yards also finished tied for eighth in the NFL - first in the NFL among tight ends.

MOST RECEIVING YARDS (TEs) - 2024 SEASON

Rank	Player	Team	Rec Yds
1.	***Brock Bowers***	***LV***	***1,194***
2.	Trey McBride	ARI	1,146
3.	George Kittle	SF	1,106

He also finished fourth in the NFL in yards after catch - first among TEs.

MOST YARDS AFTER CATCH - 2024 SEASON

Rank	Player	Team	YAC
1.	Ja'Marr Chase	CIN	787
2.	De'Von Achane	MIA	642
3.	Khalil Shakir	BUF	597
4.	***Brock Bowers***	***LV***	***596***
5.	DJ Moore	CHI	588

He also finished sixth in the NFL in receiving first downs - first among all NFL tight ends

MOST RECEIVING FIRST DOWNS (TEs) - 2024 SEASON

Rank	Player	Team	Rec1D
1.	***Brock Bowers***	***LV***	***63***
2.	Trey McBride	ARI	61

His five receiving touchdowns finished tied for the ninth most in the NFL among tight ends.

NFL HISTORY

Bowers established multiple rookie records in 2024. He now owns the most receiving yards by a rookie tight end in NFL history, breaking Hall of Fame TE Mike Ditka's record set in 1961.



Bowers now also owns the most receptions in a season by a rookie in NFL history, breaking Puka Nacua's record set in 2023.



SINGLE-SEASON TE RECORDS

Among tight ends of all experience levels, Bowers' 112 receptions are the third most in NFL history by a tight end in a single season.

MOST RECEPTIONS IN A SINGLE SEASON (TEs) (NFL HISTORY)

Rank	Player	Season	Rec.
1.	Zach Ertz	2018	116
2.	Evan Engram	2023	114
3.	***Brock Bowers***	***2024***	***112***
4t.	Travis Kelce	2022	110
4t.	Jason Witten	2012	110
6t.	Mark Andrews	2021	107
6t.	Darren Waller	2020	107
8.	Travis Kelce	2020	105
9.	Trey McBride	2024	104
10.	Travis Kelce	2018	103

BIG PLAYS

Bowers recorded 49 receptions of 10+ yards in 2024, the most in the NFL among tight ends.

RECEPTIONS OF 10+ YARDS IN 2024 (TEs)

Rank	Player	Team	Rec.
1.	***Brock Bowers***	***LV***	***49***
2.	Trey McBride	ARI	47
3.	Jonnu Smith	MIA	45
4.	George Kittle	SF	45
5t.	Hunter Henry	NE	31
5t.	Mark Andrews	BAL	31

Bowers also recorded 15 receptions of 20+ yards in 2024, the second most in the NFL among tight ends.

RECEPTIONS OF 20+ YARDS IN 2024 (TEs)

Rank	Player	Team	Rec.
1.	George Kittle	SF	21
2.	***Brock Bowers***	***LV***	***15***
3t.	Sam LaPorta	DET	11
3t.	Tucker Kraft	GB	11

RAIDERS ROOKIES

Bowers' 1,194 receiving yards are also the most by a rookie in a season in Raiders history, passing Amari Cooper's record set in 2015.

RECEIVING YARDS IN A SEASON - RAIDERS ROOKIES

Rank	Player	Season	Rec. Yards
1.	***Brock Bowers***	***2024***	***1,194***
2.	Amari Cooper	2015	1,070
3.	James Jett	1993	771
4.	Tim Brown	1988	725
5.	Jessie Hunter	2985	665

10+ RECEPTIONS

Bowers recorded four games with 10+ receptions in 2024, becoming the first tight end in NFL history to record four games of 10+ receptions in his rookie season, passing Jeremy Shockey (2 in 2002).

GAMES WITH 10+ REC. IN ROOKIE SEASON (TEs) - NFL HISTORY

No.	Player	Season	Games
1.	***Brock Bowers***	***2024***	***4***
2.	Jeremy Shockey	2002	2

Among tight ends of any experience level, Bowers' four games with 10+ receptions are tied for the second most in a single season in NFL history.

GAMES WITH 10+ REC. IN A SINGLE SEASON (TEs) - NFL HISTORY

No.	Player	Season	Games
1.	Zach Ertz	2018	5
2t.	Evan Engram	2023	4
2t.	***Brock Bowers***	***2024***	***4***
3t.	Tony Gonzalez	2000	3
3t.	Tony Gonzalez	2007	3
3t.	Jason Witten	2010	3
3t.	Mark Andrews	2021	3

His four games of 10+ receptions are also tied for the most by a rookie of any position in NFL history.

GAMES WITH 10+ REC. IN A SEASON - ROOKIES IN NFL HISTORY

Rk.	Player	Season	Games
1t.	***Brock Bowers***	***2024***	***4***
1t.	Odell Beckham Jr.	2014	4
3t.	Jaylen Waddle	2021	3
3t.	Malik Nabers	2024	3

His four games with 10+ catches are also tied for the most in a single season in Raiders history - tied with Hall of Fame WR Tim Brown.



FINDING THE END ZONE

Bowers recorded five receiving touchdowns in 2024, tied for the second most in Raiders history by a tight end in their rookie season.

MOST RECEIVING TDs IN ROOKIE SEASON (TE) - RAIDERS HISTORY

Rank	Player	Season	TDs
1.	Raymond Chester	1970	7
2t.	***Brock Bowers***	***2024***	***5***
2t.	Foster Moreau	2019	5
4t.	Rickey Dudley	1996	4
4t.	Mychal Rivera	2013	4

HISTORIC LEADER

TE Brock Bowers led the NFL in receptions after Week 14. He was just one of seven tight ends in NFL history to lead the NFL in receptions after Week 13 - the first since 1986 (Todd Christensen).

TEs TO LEAD THE LEAGUE IN RECEPTIONS AFTER WEEK 14



NO.	PLAYER	SEASON	REC	NFL RANK
1.	***Brock Bowers***	***2024***	***84***	***1st***
2.	Todd Christensen	1986	79	1st
3.	Todd Christensen	1983	70	T-1st
4.	Ozzie Newsome	1983	70	T-1st
5.	Kellen Winslow	1980	72	1st
6.	Jerry Smith	1967	62	T-1st
7.	Pete Retzlaff	1958	56	T-1st

MULTI-CATCH GAMES

Bowers and Pat Freiermuth were the only tight ends in the NFL with multiple catches in each of their team's games last season.

GAMES WITH 2+ CATCHES (TEs) - 2024 SEASON

Rank	Player	Team	Games
1t.	***Brock Bowers***	***LV***	***17***
1t.	Pat Freiermuth	PIT	17
3t.	Dalton Schultz	HOU	16
3t.	Tucker Kraft	GB	16
3t.	Trey McBride	ARI	16

He is now one of only four Raiders tight ends to record 2+ receptions in every team game of a season, joining Todd Christensen (1984, 1986), Jared Cook (2018) and Darren Waller (2019, 2020).

TOP ROOKIE

Bowers' 1,194 receiving yards are also the ninth most in a season by a rookie at any position in NFL history.

RECEIVING YARDS IN A SEASON - RAIDERS ROOKIES

Rank	Player	Season	Rec. Yards
1.	Puka Nacua	2023	1,486
2.	Bill Groman	1960	1,473
3.	Ja'Marr Chase	2021	1,455
4.	Justin Jefferson	2020	1,400
5.	Anquan Boldin	2003	1,377
6.	Randy Moss	1998	1,313
7.	Odell Beckham Jr.	2014	1,305
8.	Billy Howton	1952	1,231
9.	***Brock Bowers***	***2024***	***1,194***
10.	Michael Clayton	2004	1,193
11.	Brian Thomas	2024	1,179
12.	Malik Nabers	2024	1,140

HISTORIC GAME

In Week 13, Bowers finished with 10 receptions for a single-game career-high 140 yards (14.0 avg.) and one touchdown. His 140 receiving yards are tied for the ninth most in a single game in NFL history by a rookie tight end.

MOST RECEIVING YARDS IN A GAME - ROOKIE TEs IN NFL HISTORY

Rank	Player	Date	Rec Yds
1.	Jackie Smith	10/13/63	212
2.	Mike Ditka	11/12/61	190
3.	Mark Bavaro	10/13/85	176
4.	Kyle Pitts	10/24/21	163
5.	Pete Mitchell	11/19/95	161
6.	Bob Tucker	10/25/70	150
7.	John Mackey	12/08/63	144
8.	Keith Jackson	12/31/88	142
9t.	***Brock Bowers***	***11/29/24***	***140***
9t.	Sam LaPorta	12/03/23	140

He is also just the third rookie tight end in NFL history to record 10+ catches and 140+ receiving yards in a single game - the first since 1995 (Pete Mitchell, 10 and 161).

ROOKIE TEs WITH 10+ REC. & 140+ YDS IN A GAME (NFL HISTORY)

No.	Player	Date	Rec.	Yds
1.	***Brock Bowers***	***11/29/24***	***10***	***140***
2.	Pete Mitchell	11/19/95	10	161
3.	Mark Bavaro	10/13/85	12	176

Bowers is the third tight end in franchise history with at least 140 receiving yards and a touchdown in a game, joining Darren Waller (twice) and Todd Christensen (three games).

ROOKIE TEs WITH 10+ REC. & 140+ YDS IN A GAME (NFL HISTORY)

No.	Player	Date	Rec. Yds	TD
1.	***Brock Bowers***	***11/29/24***	***140***	***1***
2.	Darren Waller	12/17/20	150	1
3.	Darren Waller	12/06/20	200	2
4.	Todd Christensen	11/20/86	173	1
5.	Todd Christensen	12/01/83	140	3
6.	Todd Christensen	10/16/83	152	3

100+

Bowers recorded two 100-yard receiving games last season. He is now one of just eight rookie tight ends in NFL history to record multiple games with 100+ receiving yards in their first season - he joins Raymond Chester (2 in 1970) as the only two rookie tight ends in Raiders history to accomplish the feat.

GAMES WITH 100+ REC. YARDS - ROOKIE TEs IN NFL HISTORY

Rank	Player	Season	Games
1.	Mike Ditka	1961	5
2.	Charle Young	1973	4
3.	Kyle Pitts Sr.	2021	3
4t.	***Brock Bowers***	***2024***	***2***
4t.	Ray Poage	1963	2
4t.	Raymond Chester	1970	2
4t.	Jeremy Shockey	2002	2
4t.	Noah Fant	2019	2

NFL OFFENSIVE PLAYER OF THE MONTH

TE Brock Bowers was named the NFL Offensive Rookie of the Month for November, becoming just the third player in Raiders history to earn an NFL Rookie of the Month Award.



Bowers is also just the third tight end since 1996 to win NFL Offensive Rookie of the Month - the first since 2005 (Heath Miller).



5+ CATCHES

Bowers notched 11 games last season with 5+ catches, the second most of such games in a single season by a rookie tight end in NFL history.

GAMES WITH 5+ RECEPTIONS IN ROOKIE SEASON (TEs) (NFL HISTORY)

Rank	Player	Season	Games
1.	Sam LaPorta	2023	12
2.	***Brock Bowers***	***2024***	***11***
3.	Dalton Kincaid	2023	10
4.	Keith Jackson	1988	9
5t.	Evan Engram	2017	7
5t.	Jeremy Shockey	2002	7
7t.	Mike Ditka	1961	6
7t.	Tim Wright	2013	6

9 X 6

Bowers recorded nine receptions in Week 2, nine receptions in Week 6, 10 receptions in Week 7, 13 receptions in Week 11, 10 receptions in Week 13 and 11 receptions in Week 16. He is the first rookie TE in NFL history to record six games with 9+ receptions in his rookie season.

GAMES WITH 9+ RECEPTIONS BY ROOKIE TEs - NFL HISTORY

Rank	Player	Season	Games
1.	***Brock Bowers***	***2024***	***6***
2t.	Robert Awalt	1987	2
2t.	Keith Jackson	1988	2
2t.	Jeremy Shockey	2002	2

FIRST 10

Through the first ten games of his career, **TE Brock Bowers** recorded 70 receptions for 706 yards (10.1 avg.) and three touchdowns. Among players in their first 10 career games, his 70 receptions are the second most in NFL history - the most among tight ends.

MOST RECEPTIONS THROUGH FIRST 10 CAREER GAMES



His 706 receiving yards were the second most in NFL history for a rookie tight end in their first 10 games - only behind Hall of Fame tight end Mike Ditka.

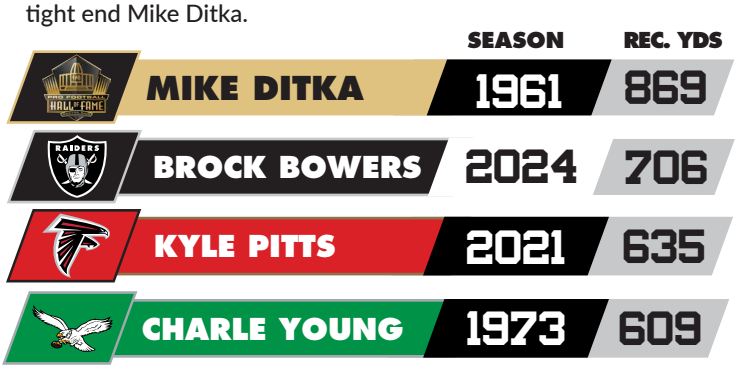

Among tight ends of any experience level, Bowers' 70 receptions were also tied for the fourth most in NFL history by a tight end through the first 10 games of a single season.

RECEPTIONS THROUGH 10 GAMES OF A SEASON (TEs IN NFL HISTORY)

Rank	Player	Season	Rec.
1.	Zach Ertz	2018	77
2.	Jason Witten	2012	73
3.	T.J. Hockenson	2023	71
4t.	***Brock Bowers***	***2024***	***70***
4t.	Travis Kelce	2023	70
6.	Travis Kelce	2022	69
7t.	Ben Coates	1994	66
7t.	Travis Kelce	2020	66
9.	Dallas Clark	2009	65
10t.	Tony Gonzalez	2012	64
10t.	Shannon Sharpe	1996	64



NFL ROOKIE HISTORY

Bowers' 13 receptions in Week 11 are the most by a rookie tight end in a single game since at least 1960. He is also just the 10th rookie of any position in NFL history with at least 13 catches in a game.

ROOKIES WITH 13+ CATCHES IN A GAME - NFL HISTORY

Rank	Player	Date	Rec.
1.	Puka Nacua	9/17/23	15
2t.	Saquon Barkley	9/16/18	14
2t.	Najee Harris	9/26/21	14
2t.	Roy Helu	11/6/11	14
2t.	Don Looney	12/1/40	14
6t.	***Brock Bowers***	***1/17/24***	***13***
6t.	Sid Blanks	9/12/64	13
6t.	Deion Branch	9/29/02	13
6t.	Kelvin Bryant	12/7/86	13
6t.	LaDanian Tomlinson	11/25/01	13

Bowers is also just one of six rookies in NFL history - the first tight end - to record 13+ catches and 125+ receiving yards in a single game.

ROOKIES WITH 13+ CATCHES & 125+ YDS IN A GAME (NFL HISTORY)

No.	Player	Date	Rec.	Yds
1.	***Brock Bowers***	***11/17/24***	***13***	***126***
2.	Puka Nacua	9/17/23	15	147
3.	Deion Branch	9/29/02	13	128
4.	Kelvin Bryant	12/7/86	13	130
5.	Sid Blanks	9/12/64	13	131
6.	Don Looney	12/1/40	14	180

TE DIME PIECE

Bowers recorded 10 receptions in Week 7. He is now just the fourth tight end in NFL history to post a game of 10+ receptions in the first seven games of his rookie season - the first since 2014 (Jace Amaro).

10+ RECEPTIONS IN A GAME - TEs IN FIRST 7 CAREER GAMES

No.	Player	Date	Opp	Rec.
1.	***Brock Bowers***	***10/20/24***	***LAR***	***10***
2.	Jace Amaro	10/12/14	DEN	10
3.	Keith Jackson	9/11/88	CIN	10
4.	Mark Bavaro	10/13/85	CIN	12

70+ & 700+

Bowers is now one of two tight ends in Raiders history to record 700+ receiving yards through the first 10 games of a single season.

RECEIVING YARDS THROUGH FIRST 10 GAMES OF A SEASON (TEs IN RAIDERS HISTORY)

Rank	Player	Season	Rec. Yds
1.	Todd Christensen	1985	715
2.	***Brock Bowers***	***2024***	***706***

Bowers' 70 receptions are also the most by a tight end through the first 10 games of a single season in Raiders history.

RECEPTIONS THROUGH FIRST 10 GAMES OF A SEASON (TEs IN RAIDERS HISTORY)

Rank	Player	Season	Rec.
1.	***Brock Bowers***	***2024***	***70***
2.	Darren Waller	2020	60

FIRST FIVE

Bowers recorded 28 receptions for 313 yards (11.2 avg.) through his first five career games. His 28 receptions are the second most in NFL history among tight ends in their first five career games of their rookie season, only behind Keith Jackson (29 in 1988).

MOST RECEPTIONS THROUGH FIRST 5 CAREER GAMES (TEs) (NFL HISTORY)

Rank	Player	Season	Rec.
1.	Keith Jackson	1988	29
2.	***Brock Bowers***	***2024***	***28***
3.	Jordan Reed	2013	26

His 28 receptions are also tied for the most in Raiders history among players in their first five career games.

MOST RECEPTIONS IN FIRST 5 GAMES - RAIDERS ROOKIES

Rank	Player	Season	Rec.
1t.	***Brock Bowers***	***2024***	***28***
1t.	Amari Cooper	2015	28
3.	Marcus Allen	1982	21

His 313 receiving yards are also the most in NFL history for a rookie tight end in his first five career games.

MOST RECEIVING YARDS IN FIRST 5 GAMES - ROOKIE TE (NFL HISTORY)

Rank	Player	Season	Rec Yds
1.	***Brock Bowers***	***2024***	***313***
2.	Kyle Pitts Sr.	2023	308
3.	Aaron Hernandez	2010	301
4.	Jordan Reed	2013	298

His 313 receiving yards are also the second most in Raiders history among players in their first five career games, only behind Amari Cooper (386 in 2015)

RAIDERS ROOKIE RECORDS

Bowers now owns the top five single-game receiving performances by Raiders rookies.

MOST RECEPTIONS IN A GAME - RAIDERS ROOKIES

Rank	Player	Date	Rec.
1.	***Brock Bowers***	***11/17/24***	***13***
2.	***Brock Bowers***	***12/22/24***	***11***
3t.	***Brock Bowers***	***11/29/24***	***10***
3t.	***Brock Bowers***	***10/20/24***	***10***
5.	***Brock Bowers***	***09/15/24***	***9***
6t.	Marcus Allen	12/18/82	8
6t.	Tim Brown	10/30/88	8
6t.	Raymond Chester	10/19/17	8
6t.	Amari Cooper	09/27/15	8
6t.	Zach Miller	12/30/07	8

He now owns four of the top eight performances of most receiving yards among rookie tight ends in Raiders history.

MOST RECEIVING YARDS IN A GAME - RAIDERS ROOKIE TEs

Rank	Player	Date	Rec. Yds.
1.	***Brock Bowers***	***11/29/24***	***140***
2.	Mike Dyal	12/03/89	134
3.	***Brock Bowers***	***11/17/24***	***126***
4.	Raymond Chester	10/19/70	110
5.	Raymond Chester	10/25/70	107
6.	Doug Jolley	12/08/02	104
7.	***Brock Bowers***	***12/22/24***	***99***
8.	***Brock Bowers***	***09/15/24***	***98***

DO-IT-ALL TE

Bowers logged a 12-yard rush in Week 4 of 2024. He is one of just eight tight ends in the NFL over the last five seasons (2020-24) to record a run of 10+ yards.

TIGHT ENDS WITH 10+ YARD RUNS - SINCE 2020

Rank	Player	Rush	Yards
1.	Taysom Hill	55	996
2.	Gerald Everett	2	25
3t.	***Brock Bowers***	***1***	***12***
3t.	Evan Engram	1	13
3t.	Tommy Stevens	1	10
3t.	Armani Rogers	1	24
3t.	Connor Heyward	1	21
3t.	Chig Okonknwo	1	17

Bowers is also the third Raiders TE all-time to record a 12+ yard rush in a game since 1991, joining Derek Carrier (Week 9 of 2019) and Darren Waller (Week 15 of 2018).

NFL DEBUT HISTORY

In his first NFL game, Bowers led the team with six catches for 58 yards (9.7 avg.), including a 26-yard grab in the second quarter.

His six receptions are the most by a Raiders tight end in their NFL debut.

MOST RECEPTIONS IN NFL DEBUT - RAIDERS TEs ALL-TIME

Rank	Player	Date	Rec.
1.	***Brock Bowers***	***09/08/24***	***6***
2t.	Raymond Chester	09/20/70	3
2t.	Zach Miller	09/09/07	3
4t.	Foster Moreau	09/09/19	2
4t.	Mychal Rivera	09/08/13	2

His six receptions are also tied for the second most in NFL history by a tight end in their NFL debut, only behind Keith McKeller's 9 receptions on Oct. 18, 1987.

MOST RECEPTIONS IN NFL DEBUT - TEs ALL-TIME

Rank	Player	Team	Date	Rec.
1.	Keith McKeller	BUF	10/18/87	9
2t.	***Brock Bowers***	***LV***	***09/08/24***	***6***
2t.	Coby Fleener	IND	09/09/12	6
2t.	Jermaine Gresham	CIN	09/12/10	6
2t.	T.J. Hockenson	DET	09/08/19	6
2t.	Oscar Roan	CLE	09/21/75	6

His 58 receiving yards are the second most in Raiders history by a tight end in their NFL debut, only behind Raymond Chester's 89 yards in Week 1 of 1970.

MOST RECEIVING YARDS IN NFL DEBUT - RAIDERS TEs ALL-TIME

Rank	Player	Date	Rec. Yds
1.	Raymond Chester	09/20/70	89
2.	***Brock Bowers***	***09/08/24***	***58***
3.	Rickey Dudley	09/01/96	30
4.	Mychal Rivera	09/08/13	26
5.	Zach Miller	09.09.07	23



JEREMY CHINN

SAFETY

97	93	620	23	8.0
GAMES	STARTS	TACKLES	TFLS	SACKS

19	26	4	7	7	2
QBHS	PD	INT	FF	FR	FR TD

2026 LEADERS

Chinn has recorded 79 total tackles in 2026, the second most in the NFL among defensive backs.

MOST TACKLES (DBs) - 2026

No.	Player	Team	Tkls
1.	Dane Belton	NYJ	86
2.	***Jeremy Chinn***	***LV***	***79***
3t.	Kyle Hamilton	BAL	78
3t.	Evan Williams	GB	78
5.	Budda Baker	ARI	74

Chinn also has two forced fumbles in 2026, tied for the fifth most in the NFL among defensive backs.

BEHIND ENEMY LINES

Chinn now has 23 tackles for loss since entering the NFL in 2020, tied for the 14th most in the NFL over that span.

MOST TACKLES FOR LOSS (DBs) - SINCE 2020

No.	Player	Team	TFL
1.	Mike Hilton	IND	45
2.	Budda Baker	ARI	37
3.	Kyle Hamilton	BAL	35
4.	Derwin James	LAC	33
5.	Jalen Ramsey	PIT	31
6t.	Kenny Moore II	PHI	29
6t.	Grant Delpit	CLE	29
8.	Kyle Dugger	CIN	27
9.	Alontae Taylor	TEN	26
10t.	Antoine Winfield Jr.	TB	24
10t.	Tre'von Moehrig	CAR	24
10t.	Justin Reid	NO	24
10t.	Jalen Pitre	HOU	24
14t.	***Jeremy Chinn***	***LV***	***23***
14t.	Jordan Whitehead	TB	23
14t.	Roger McCreary	DET	23
14t.	Devon Witherspoon	SEA	23

DOUBLE-DIGIT DBs

Chinn has now recorded two games of 10+ tackles this season, tied for the fourth most in the NFL among DBs.

GAMES WITH 10+ TACKLES (DBs) - 2026

Rk.	Player	Games
1t.	Budda Baker	3
1t.	Andrew Wingard	3
1t.	Evan Williams	3
4t.	***Jeremy Chinn***	***2***
4t.	Minkah Fitzpatrick	2
4t.	Amani Hooker	2
4t.	Dane Belton	2
4t.	Christian Izien	2
4t.	Kevin Winston Jr.	2
4t.	Mansoor Delane	2
4t.	M.J. Stewart	2
4t.	Caleb Downs	2
4t.	Kyle Hamilton	2

Chinn now has 18 career games with 10+ tackles, the second most games with double-digit tackles among defensive backs since 2020.

GAMES WITH 10+ TACKLES (DBs) - SINCE 2020

Rk.	Player	Games
1.	Budda Baker	25
2.	***Jeremy Chinn***	***18***
3t.	Kevin Byard III	17
3t.	Derwin James Jr.	16
3t.	Jessie Bates III	16
6.	Minkah Fitzpatrick	13
7t.	Kam Curl	12
7t.	Antoine Winfield Jr.	12
7t.	Jordan Poyer	12
7t.	Jalen Thompson	12

STAT SHEET STUFFER

Chinn is one of only nine defensive backs in the NFL since 2020 to record 500+ tackles and 5.0+ sacks.

500+ TACKLES & 5.0+ SACKS (DBs) - SINCE 2020

No.	Player	Tkls	Sacks
1.	Budda Baker	772	10.0
2.	Kam Curl	633	8.0
3.	***Jeremy Chinn***	***620***	***8.0***
4.	Antoine Winfield Jr.	569	18.0
5.	Derwin James Jr.	566	15.5
7.	Harrison Smith	543	9.0
6.	Jordan Poyer	535	6.5
8.	Justin Reid	524	6.5
9.	Taron Johnson	515	6.5

TIGHT COVERAGE

According to Next Gen Stats, Chinn averages 0.34 seconds in tight coverage per snap, the third most among safeties in the NFL (min. 150 coverage snaps).

MOST TIME IN TIGHT COVERAGE PER SNAP - 2026

No.	Player	Team	Sec/Snap
1.	Cole Bishop	BUF	0.36
2.	Jordan Battle	CIN	0.35
3.	***Jeremy Chinn***	***LV***	***0.34***
4.	Quentin Lake	LAR	0.33
5.	Camryn Bynum	IND	0.29

RAIDERS HISTORY

Chinn posted 17 tackles in Week 13 of 2025, the fifth most in a single game by a Raiders defender since 1987 - the most by a defensive back.

MOST TACKLES IN A SINGLE GAME - RAIDERS HISTORY

Rank	Player	Pos.	Date	Opp.	Tkls
1.	Devin White	LB	12/14/25	PHI	19
2t.	Greg Biekert	LB	11/10/96	TB	18
2t.	Elandon Roberts	LB	10/19/25	KC	18
2t.	Nakobe Dean	LB	11/08/26	SF	18
5.	***Jeremy Chinn***	***S***	***11/30/25***	***LAC***	***17***

SACKS IN FIRST SEVEN

Chinn notched his first sack of the season in Week 3, becoming just the fourth defensive back since 1982 to record at least 1.0 sack in each of their first seven seasons, joining Kenny Vaccaro, Carnell Lake and Adam Archuleta.

SEASONS WITH 1.0+ SACKS IN FIRST 7 SEASONS - NFL HISTORY DEFENSIVE BACKS

No.	Player	Span	Seasons
1.	***Jeremy Chinn***	***2020-26***	***7***
2.	Kenny Vaccaro	2013-19	7
3.	Carnell Lake	1989-95	7
4.	Adam Archuleta	2001-07	7

10+ TACKLES IN 2025

Chinn also led all defensive backs in the NFL in 2025 with four games of 10+ tackles.

GAMES WITH 10+ TACKLES (DBs)



His four games with 10+ tackles are also tied for the fourth most by a defensive back in a single season in Raiders history.

GAMES WITH 10+ TACKLES IN A SEASON (DBs)



DB TACKLERS

Chinn recorded 114 tackles in 2025, the fourth most in the NFL among defensive backs.

2025 DB TACKLE LEADERS



Chinn's 114 tackles in 2025 are the fifth most in a single season by a Raiders defensive back.

MOST TACKLES IN A SEASON (DBs) - RAIDERS HISTORY

No.	Player	Season	Tackles
1.	Gibril Wilson	2008	134
2.	Tyvon Branch	2009	124
3.	Eddie Anderson	1991	118
4.	Johnathan Abram	2021	116
5.	***Jeremy Chinn***	***2025***	***114***
6.	Charles Woodson	2014	113
7.	Tyvon Branch	2011	109
8.	Eric Turner	1997	108
9.	Stuart Schweigert	2006	107

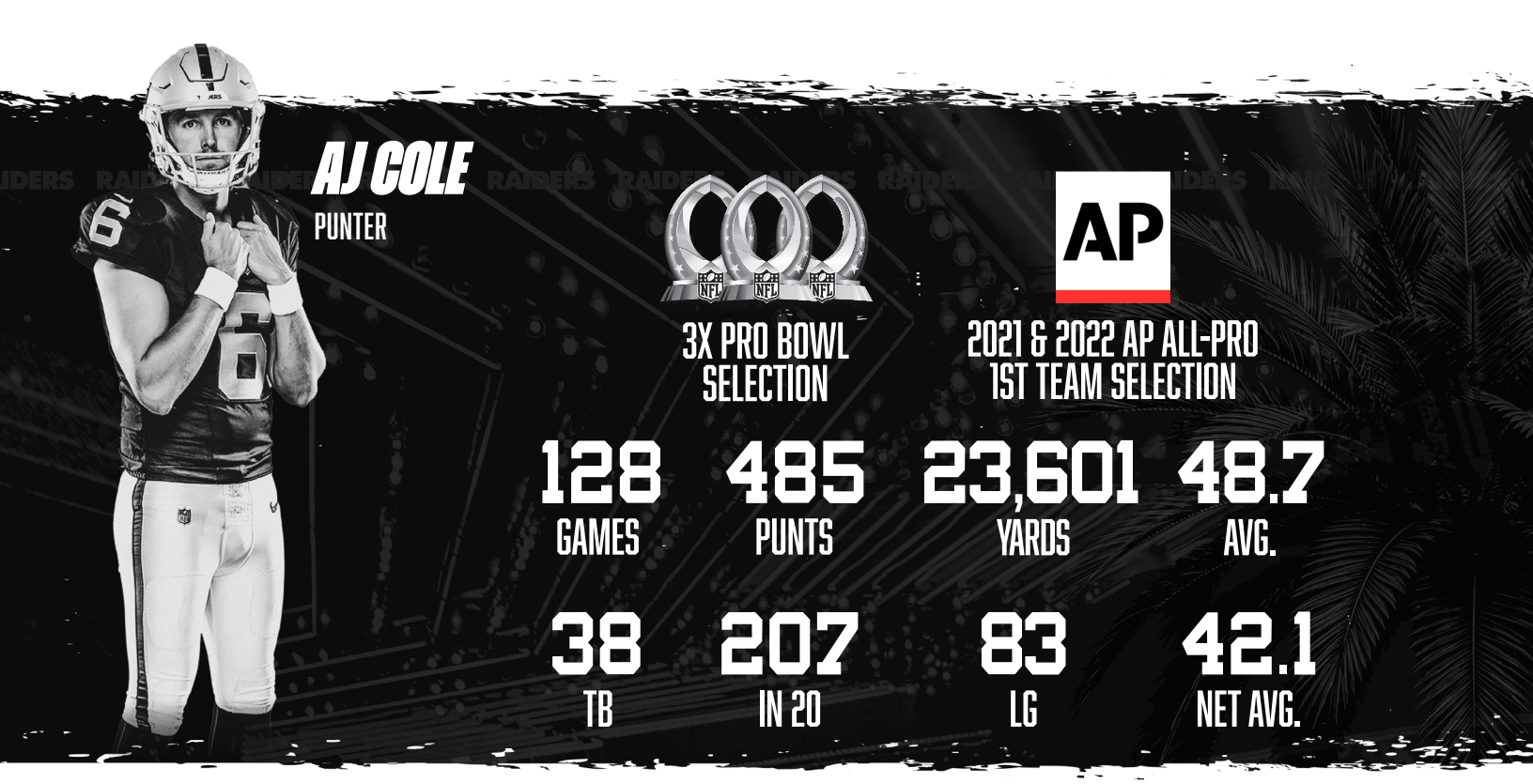

2026 LEADERS

Cole is averaging 50.7 yards per punt, the third highest average in the league.

GROSS PUNTING AVERAGE LEADERS - 2026 SEASON

Rank	Player	Team	P	Yds	Avg.
1.	Jordan Stout	NYG	42	2,173	51.7
2.	Matt Araiza	KC	35	1,785	51.0
3.	***AJ Cole***	***LV***	***40***	***2,029***	***50.7***
4.	Corey Bojorquez	CLE	48	2,393	49.9
5.	Rigoberto Sanchez	IND	39	1,932	49.5

His 63.3 average in Week 1 is the highest single-game average in the NFL this season and the highest single-game mark by a player with at least three punts since Week 1 of 2024 (Ryan Rahkow, 64.5).

Cole now has 10 punts of 60+ yards in 2026, the second most in the NFL.

60+ YARD PUNTS IN 2026

Rank	Player	Team	Punts
1.	Jordan Stout	NYG	12
2.	***AJ Cole***	***LV***	***10***
3.	Braden Mann	PHI	9
4t.	Corey Bojorquez	CLE	8
4t.	Daniel Whelan	GB	8
6.	Matt Araiza	KC	7
7.	Jake Bailey	ATL	6
8.	Ethan Evans	LAR	5

BIG GAME

Cole recorded four punts of 60+ yards in Week 10, tying his career high and tied for the most in a single game in the NFL since 2000. He is also one of only two players in the NFL since 2000 to record two of such games (Corey Bojorquez).

MOST PUNTS OF 60+ YARDS IN A GAME - SINCE 2000

Rank	Player	Season	Week	Team	60+ P
1.	Johnny Hekker	2015	13	STL	4
2.	Brad Nortman	2015	2	CAR	4
3.	Shane Lechler	2013	10	HOU	4
4.	Brett Kern	2017	5	TEN	4
5.	Andy Lee	2011	14	SF	4
6.	Brandon Fields	2010	14	MIA	4
7.	Donnie Jones	2007	4	STL	4
8.	Pat O'Donnell	2021	3	CLE	4
9.	Corey Bojorquez	2023	9	CLE	4
10.	***AJ Cole***	***2023***	***8***	***LV***	***4***
11.	Ryan Stonehouse	2023	2	TEN	4
12.	Corey Bojorquez	2024	4	CLE	4
13.	Logan Cooke	2024	8	JAX	4
14.	***AJ Cole***	***2026***	***10***	***LV***	***4***
15.	Braden Mann	2026	9	PHI	4



BOOMING PUNTS

Cole has now recorded 35 career games with a punting average of 50.0 or better. His 35 games are tied for 11th in the NFL since 2000. His 35 games are the second most in Raiders history.

GAMES WITH 50.0+ GROSS PUNTING AVG. - RAIDERS HISTORY
(min. 3 punts)

Rank	Player	Games
1.	Shane Lechler	58
2.	***AJ Cole***	***35***
3.	Marquette King	21
4.	Ray Guy	19

His 35 games are also the second most in the NFL since 2019.

GAMES WITH 50.0+ GROSS PUNTING AVG. - SINCE 2019
(min. 3 punts)

Rank	Player	Games
1.	Michael Dickson	41
2.	***AJ Cole***	***35***
3.	Corey Bojorquez	33
4.	Ryan Stonehouse	31
5.	Tress Way	30
6.	Jack Fox	27
7t.	Johnny Hekker	26
7t.	Logan Cooke	26
9.	Tommy Townsend	25

Since entering the league in 2019, Cole averages 48.7 yards per punt, the best average in the NFL over that span (min. 300 punts).

GROSS PUNTING AVERAGE LEADERS - SINCE 2019

Rank	Player	Team	P	Yds	Avg.
1.	***AJ Cole***	***LV***	***485***	***23,601***	***48.7***
2.	Jack Fox	DET	366	17,714	48.4
3.	Bryan Anger	DAL	405	19,507	48.2
4.	Michael Dickson	SEA	518	24,895	48.1
5.	Logan Cooke	JAX	474	22,748	48.0



PIN THEM DEEP

Cole now has 63 career games with multiple punts downed inside the 20, the third most of such games in the NFL since 2019.

GAMES WITH MULTIPLE PUNTS DOWNED INSIDE 20 - SINCE 2019

Rank	Player	Games
1t.	Michael Dickson	67
1t.	Tress Way	67
3.	***AJ Cole***	***63***
4.	Riley Dixon	62
5t.	Corey Bojorquez	55
5t.	Sam Martin	55
7t.	Cameron Johnston	54
7t.	Mitch Wishnowsky	54

Cole downed three punts since the 20-yard line in Week 9, his 28th career game with 3+ punts downed inside the 20, the 6th most of such games in the NFL since 2019.

GAMES WITH 3+ PUNTS DOWNED INSIDE 20 - SINCE 2019

Rank	Player	Games
1.	Michael Dickson	35
2.	Tress Way	32
3.	Cameron Johnston	30
4t.	Corey Bojorquez	29
4t.	Riley Dixon	29
6.	***AJ Cole***	***28***

Since entering the league in 2019, Cole has downed 207 punts inside the 20-yard line, tied for the second most in the NFL.

PUNTS DOWNED INSIDE THE 20 - SINCE 2019

Rank	Player	Punts	Pin20
1.	Michael Dickson	518	220
2.	Tress Way	518	208
3.	***AJ Cole***	***485***	***207***
4.	Riley Dixon	543	203
5.	Corey Bojorquez	549	199

He has also downed 78 punts inside the 10-yard line since 2019, the fourth most in the NFL over that span.

PUNTS DOWNED INSIDE THE 10 - SINCE 2019

Rank	Player	Punts	Pin10
1.	Logan Cooke	474	86
2.	Michael Dickson	518	80
3.	Corey Bojorquez	549	79
4.	***AJ Cole***	***485***	***78***
5.	Tress Way	518	75

60+

Cole now has 80 punts of 60+ yards since entering the league in 2019, the second most in the NFL over that span.

60+ YARD PUNTS - SINCE 2019

Rank	Player	Team	Punts
1.	Corey Bojorquez	CLE	83
2.	***AJ Cole***	***LV***	***80***
3.	Michael Dickson	SEA	55
4.	Logan Cooke	JAX	52

His 80 punts of 60+ yards are tied for the fifth most in the NFL since 2000.

60+ YARD PUNTS - SINCE 2000

Rank	Player	G	Punts
1.	Shane Lechler	286	146
2.	Andy Lee	297	103
3t.	Corey Bojorquez	134	84
3t.	Johnny Hekker	231	84
5t.	Jon Ryan	191	80
5t.	***AJ Cole***	***128***	***80***
7.	Dustin Colquitt	255	76
8.	Brian Moorman	202	71
9.	Donnie Jones	226	67
10t.	Brett Kern	223	66
10t.	Michael Dickson	143	66
10t.	Bryan Anger	235	66

His 80 punts of 60+ yards are the second most in the NFL since 2000 among players in their first 128 career games.

60+ YARD PUNTS THROUGH 128 GAMES - SINCE 2000

Rank	Player	Games	Punts
1.	Core Bojorquez	128	81
2.	***AJ Cole***	***128***	***80***
3.	Michael Dickson	128	64
4.	Jon Ryan	128	60
5.	Shane Lechler	128	57
6.	Johnny Hekker	128	56

RAIDERS RECORD

Cole recorded 17 punts of 60+ yards in 2024, the second most in the NFL. He also passed his previous record of 16 punts of 60+ yards in a single season (2023), establishing a new franchise record (since 2000).

MOST 60+ YARD PUNTS IN A SEASON - RAIDERS HISTORY

Rank	Player	Season	Punts
1.	***AJ Cole***	***2024***	***17***
2.	***AJ Cole***	***2023***	***16***
3t.	Shane Lechler	2011	14
3t.	Shane Lechler	2008	14
5.	***AJ Cole***	***2021***	***14***

RAIDERS HISTORY

Cole finished 2024 with 65 punts for 3,304 yards, establishing a single-season career-high 50.8 yards per punt. His 50.8 yards per punt average is tied for the second best mark in a single season in Raiders history (min. 50 punts).

SINGLE-SEASON GROSS PUNTING AVG. - RAIDERS HISTORY

Rank	Player	Season	Punts
1.	Shane Lechler	2009	51.1
2t.	***AJ Cole***	***2024***	***50.8***
2t.	Shane Lechler	2011	50.8
4.	***AJ Cole***	***2023***	***50.4***
5.	***AJ Cole***	***2021***	***50.0***

SENDING IT DEEP

In Week 14 of 2023, Cole logged an 83-yard punt, his longest career punt and the longest punt in Raiders history.

LONGEST PUNTS - RAIDERS HISTORY

Rank	Player	Date	Opp.	Yards
1.	***AJ Cole***	***12/10/23***	***MIN***	***83***
2.	Shane Lechler	11/27/11	CHI	80
3.	Shane Lechler	09/12/11	DEN	77
4.	Shane Lechler	12/24/11	KC	76
5.	***AJ Cole***	***12/22/19***	***LAC***	***74***

His 83-yard punt is also tied for the fifth longest punt in the NFL since 2000.

LONGEST PUNTS - NFL SINCE 2000

Rank	Player	Date	Team	Yards
1.	Rodney Williams	9/10/01	NYG	90
2t.	Corey Bojorquez	9/29/24	CLE	84
2t.	Robert Malone	9/8/13	NYJ	84
2t.	Brian Moorman	12/22/02	BUF	84
5t.	***AJ Cole***	***12/10/23***	***LV***	***83***
5t.	Bryan Anger	10/30/22	DAL	83
5t.	JK Scott	12/10/23	LAC	83
8t.	Andy Lee	11/21/04	SF	82
8t.	Corey Bojorquez	10/17/21	GB	82

60+ THROUGH 6

Cole recorded 62 punts of 60+ yards through his first six seasons, the most among players in their first six seasons in the NFL since 2000.

60+ YARD PUNTS THROUGH 6 SEASONS - SINCE 2000

Rank	Player	Games	Punts
1.	***AJ Cole***	***99***	***62***
2.	Michael Dickson	99	55
3.	Corey Bojorquez	90	48
4t.	Jon Ryan	95	47
4t.	Ryan Stonehouse	45	47
6t.	Johnny Hekker	96	41
6t.	Brad Nortman	96	41

60+ IN 2023

Cole recorded 16 punts of 60+ yards in 2023, tied for the third most in the NFL.

60+ YARD PUNTS - 2023 SEASON

Rank	Player	Team	Punts
1.	Jake Carmada	TB	18
2.	***AJ Cole***	***LV***	***16***
3t.	Ryan Stonehouse	TEN	15
3t.	Michael Dickson	SEA	15
5.	Corey Bojorquez	CLE	14

In Week 9 of 2023, **Cole** logged four punts of 60+ yards, tied for the most in a single game in the NFL in 2023.

PUNTS OF 60+ YARDS IN A GAME - 2023 SEASON

Rank	Player	Week	Punts
1t.	***AJ Cole***	***9***	***4***
1t.	Corey Bojorquez	9	4
1t.	Ryan Stonehouse	2	4
4t.	**AJ Cole**	**4**	**3**
4t.	Michael Dickson	8	3
4t.	Michael Dickson	14	3
4t.	Jake Carmada	18	3

Cole had four punts of 60+ yards are also the most in a single game by a Raiders punter since at least 2000.

PUNTS OF 60+ YARDS IN A GAME - RAIDERS HISTORY

Rank	Player	Date	Punts
1.	***AJ Cole***	***11/5/23***	***4***
2t.	AJ Cole	10/1/23	3
2t.	AJ Cole	11/13/22	3
2t.	AJ Cole	9/13/21	3
2t.	Marquette King	1/1/17	3
2t.	Marquette King	11/17/13	3
2t.	Shane Lechler	10/17/10	3
2t.	Shane Lechler	9/22/03	3

2023 RANKINGS

P AJ Cole led the NFL in 2023 in net yards per punt.

2023 NET PUNTING AVERAGE

Rank	Player	Team	Net Avg.
1.	***AJ Cole***	***LV***	***45.1***
2.	Bryan Anger	DAL	44.9
3.	Michael Dickson	SEA	44.1
4.	Cameron Johnston	HOU	44.0

His 50.0 gross yards per punt average also ranked second in the NFL in 2023 (min. 50 punts).

2023 GROSS PUNTING AVERAGE

Rank	Player	Team	P	Yds	Avg.
1.	Ryan Stonehouse	TEN	53	2,812	53.1
2.	Blake Gillikin	ARI	51	2,262	50.6
2.	***AJ Cole***	***LV***	***75***	***3,783***	***50.4***
4.	Jake Camarda	TB	77	3,854	50.1
3.	Michael Dickson	ARI	66	3,303	50.0

He also downed 45.3% of his punts inside the 20-yard line in 2023, the third best mark in the NFL in 2023 (min. 60 punts).

2023 - PCT. OF PUNTS DOWNED INSIDE THE 20

Rank	Player	Team	P	Pin20	Pin20%
2.	Logan Cooke	JAX	61	29	47.5%
4.	Cameron Johnston	HOU	66	30	45.5%
3.	***AJ Cole***	***LV***	***75***	***34***	***45.3%***

2024 RANKINGS

Cole averaged 50.8 gross yards per punt in 2024, establishing a single-season career high and the best mark in the NFL (min. 50 punts).

GROSS PUNTING AVERAGE (MIN. 50 PUNTS) - 2024 SEASON

Rank	Player	Team	Yds/P
1.	***AJ Cole***	***LV***	***50.8***
2.	Ryan Stonehouse	TEN	50.6
3.	Bryce Baringer	NE	49.8
4.	Rigoberto Sanchez	IND	49.7

Cole also averaged 42.5 net yards per punt in 2024, the seventh best mark in the NFL among punters with 50+ punts.

NET YARDS PER PUNT (MIN. 50 PUNTS) - 2024 SEASON

Rank	Player	Team	Punts
1.	Logan Cooke	JAX	44.8
2.	Tommy Townsend	HOU	44.0
3.	Michael Dickson	SEA	43.3
4.	Tress Way	WAS	43.1
5.	Ryan Rekhow	CIN	42.9
6.	Rigoberto Sanchez	IND	42.6
7.	***AJ Cole***	***LV***	***42.5***
8.	Riley Dixon	DEN	42.2
9.	Braden Mann	PHI	42.1
10.	Bryan Anger	DAL	42.0

Cole has recorded 17 punts of 60+ yards in 2024, the second most in the NFL.

PUNTS OF 60+ YARDS IN 2024

Rank	Player	Team	Punts
1.	Corey Bojorquez	CLE	21
2.	***AJ Cole***	***LV***	***17***
3.	Jack Fox	DET	14
4.	Ryan Stonehouse	TEN	13
5.	Bryce Baringer	NE	11
6t.	Tory Taylor	CHI	10
6t.	Logan Cooke	JAX	10
8.	Ryan Rehkow	CIN	9

DO IT ALL

In Week 12 of 2024, Cole converted a fake punt pass, completing a 34-yard pass to LB Divine Deablo for a first down.

His 34-yard completion was the longest by a punter in the NFL since Pat O'Donnell completed a 38-yard pass to Benny Cunningham for the Bears on October 9, 2017.

The last time a Raiders punter completed a pass for a first down or TD on a fake punt was on 10/28/1991 (Jeff Gossett, 34-yard pass)



INSIDE THE 10 - 2022

He downed 20.3% of his punts inside the 10-yard line last season, the fifth best percentage in the NFL.

PUNTS DOWNED INSIDE THE 10 - 2022

Rank	Player	Pin10	P-in-10%
1.	Corey Bojorquez	15	24.6%
2.	Mitch Wishnowsky	14	23.0%
3.	Tommy Townsend	12	22.6%
4.	Cameron Johnston	18	20.5%
5.	**AJ Cole**	**12**	**20.3%**

He also downed 8.5% of his punts inside the 5-yard line, the second best percentage in the league.

PUNTS DOWNED INSIDE THE FIVE - 2022

Rank	Player	P	Pin5	P-in-5%
1.	Logan Cooke	58	5	8.6%
2.	***AJ Cole***	***59***	***5***	***8.5%***
3t.	Corey Bojorquez	61	5	8.2%
3t.	Mitch Wishnowsky	61	5	8.2%
5.	Blake Gillikin	77	6	7.8%

2022 RANKINGS

P AJ Cole finished the 2022 season ranked fifth in the league in net punting average (43.90) (min. 50 punts).

2022 NET PUNTING AVERAGE (MIN. 50 PUNTS)

Rank	Player	Team	Net Avg.
1.	Tommy Townsend	KC	45.6
2.	Michael Dickson	SEA	44.4
3.	Johnny Hekker	CAR	44.1
4.	Ryan Stonehouse	TEN	44.0
5.	***AJ Cole***	***LV***	***43.9***

His 48.8 gross yards per punt average also ranked fourth in the NFL in 2022.

2022 GROSS PUNTING AVERAGE

Rank	Player	Team	P	Yds	Avg.
1.	Ryan Stonehouse	TEN	90	4,779	53.1
2.	Tommy Townsend	KC	53	2,672	50.4
3.	Logan Cooke	JAX	58	2,862	49.3
4.	***AJ Cole***	***LV***	***59***	***2,884***	***48.9***

2021 SEASON

Cole earned his first career Pro Bowl selection in 2021 after leading the NFL with a 50.0 gross punt average on 64 punts.

2021 GROSS PUNT AVERAGE

Rank	Player	Team	Punts	Net Avg.
1.	***AJ Cole***	***LV***	***64***	***50.0***
2.	Jack Fox	DET	65	49.2
3.	Andy Lee	ARZ	51	49.0

His 28 punts placed inside the 20-yard line were also tied for the fifth most in the NFL in 2021.

2021 PUNT LEADERS (INSIDE 20)

Rank	Player	Team	Punts	IN20
1.	Michael Dickson	SEA	83	40
2.	Cameron Johnston	HOU	88	37
3.	Michael Palardy	MIA	78	31
4.	Blake Gillikan	NO	83	29
5t.	***AJ Cole***	***LV***	***64***	***28***
5t.	Logan Cooke	JAX	64	28
5t.	Sam Martin	DEN	67	28

MAKING HISTORY

In the Week 9 win over the Giants in 2023, Cole punted five times for 318 yards (63.6 avg.). Cole averaged 63.6 yards per punt in the game, the highest single-game punting average in NFL history (min. four punts).

SINGLE-GAME PUNTING AVERAGE (min. 4 punts) - NFL HISTORY

Rank	Player	Date	P	Yds	Avg.
1.	***AJ Cole***	***11/5/23***	***5***	***318***	***63.6***
2.	Andy Lee	9/8/16	4	252	63.0
3.	Ryan Stonehouse	9/17/23	5	306	61.2
4.	Tommy Townsend	10/5/20	4	243	60.8
5.	Brett Kern	10/25/20	4	242	60.5

LEAGUE LEADER

His 45.1 net yards per punt in 2023 was the best average in the NFL and the best average in a single season in Raiders history (since 2000).

HIGHEST NET PUNT AVG. IN A SINGLE SEASON - RAIDERS HISTORY

Rank	Player	Season	Net Avg.
1.	***AJ Cole***	***2023***	***45.1***
2t.	***AJ Cole***	***2022***	***43.9***
2t.	Shane Lechler	2009	43.9
4.	Marquette King	2017	42.7
5.	***AJ Cole***	***2021***	***42.5***

Cole's 45.1 yards per punt average in 2023 is also the fourth best average in a single season in the NFL since 2000 (min. 50 punts).

HIGHEST NET PUNT AVG. IN A SINGLE SEASON - SINCE 2000

Rank	Player	Team	Season	Net Avg.
1.	Johnny Hekker	LAR	2016	46.0
2.	Tommy Townsend	KC	2022	45.6
3.	Jake Bailey	NE	2020	45.6
4.	***AJ Cole***	***LV***	***2023***	***45.1***
5.	Jack Fox	DET	2020	44.8



MAXX CROSBY

DEFENSIVE END

5X PRO BOWL SELECTION

2X AP ALL-PRO 2ND TEAM SELECTION

2019 RAIDERS DRAFT PICK

121	115	472	142	74.5
GAMES	STARTS	TACKLES	TFLS	SACKS

186	32	12	4
QBHS	PD	FF	FR

2026 NUMBERS

Crosby is up to 35 tackles in 2026, tied for the 11th most in the NFL among D-linemen.

TACKLE LEADERS (DL) - 2026 SEASON

Rank	Player	Team	Tkls
1.	Jeffery Simmons	CHI	52
2.	Quinnen Williams	DAL	51
3.	Tommy Togiai	HOU	48
4.	Will Anderson Jr.	HOU	44
5.	Harrison Phillips	NYJ	42
6t.	Grover Stewart	IND	39
6t.	Carl Granderson	NO	39
8t.	DeForest Buckner	SF	38
8t.	George Karlaftis	KC	38
10.	Byron Murphy II	SEA	36
11t.	***Maxx Crosby***	***LV***	***35***
11t.	Josh Hines-Allen	JAX	35
11t.	Darrell Jackson	NYJ	35

Crosby also has 22 QB hits in 2026, tied for the fifth most in the NFL.

QB HITS LEADERS - 2026 SEASON

Rank	Player	Team	QBH
1.	Greg Rousseau	BUF	29
2.	George Karlaftis	KC	26
3.	Zach Allen	DEN	25
4.	Will Anderson Jr.	HOU	23
5t.	***Maxx Crosby***	***LV***	***22***
5t.	Dallas Turner	MIN	22
7.	Aidan Hutchinson	DET	19

Crosby has recorded at least one QB hit in every game this season, one of three players in the NFL with a QB hit in each game (Zach Allen, Greg Rousseau).

ELITE D-LINEMAN

Since entering the league in 2019, **Crosby** ranks first in tackles for loss (142), third in tackles (472), second in sacks (74.5), first in quarterback hits (186) and second in quarterback pressures (503) among defensive linemen. Crosby is the **ONLY** defensive lineman in the NFL to rank in the top five of every one of these categories.

D-LINE RANKINGS SINCE 2019



TACKLES FOR LOSS	142	1ST
TACKLES	472	3RD
SACKS	74.5	2ND
QB HITS	186	1ST
QB PRESSURES	503	2ND

LEAGUE LEADER

Crosby owns 142 tackles for loss since entering the league in 2019, the most in the NFL over that span.

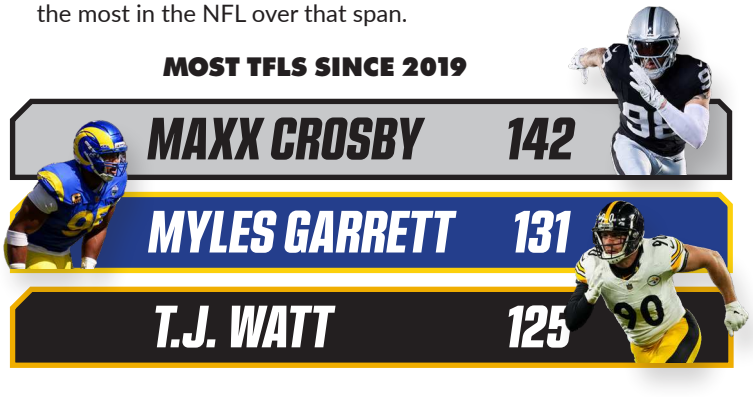

SACKS SINCE 2019

Crosby now owns 74.5 sacks through 121 career games since entering the league in 2019, the fifth most in the NFL over that span.

NFL SACK LEADERS - SINCE 2019

Rank	Player	Team	Sacks
1.	Myles Garrett	CLE	108.0
2.	T.J. Watt	PIT	102.5
3.	Trey Hendrickson	CIN	81.0
4.	Danielle Hunter	HOU	78.5
5.	***Maxx Crosby***	***LV***	***74.5***
6.	Brian Burns	NYG	71.0
7.	Chris Jones	KC	67.0
8.	Micah Parsons	GB	65.0
9.	Nick Bosa	SF	64.5
10.	Josh Hines-Allen	JAX	64.0
11.	Khalil Mack	LAC	63.0

70.0 & 140

Crosby has also become one of three NFL players since 1999 to record at least 70.0 sacks and 140 tackles for loss before turning 30 years old (Myles Garrett, J.J. Watt).

PLAYERS WITH 70.0+ SACKS & 140+ TFLs BEFORE AGE 30

Rank	Player	Age	Sacks	TFL
1.	Myles Garrett	29	124.5	148
2.	J.J. Watt	29	92.0	154
3.	***Maxx Crosby***	***29***	***74.5***	***142***

CHIP ON HIS SHOULDER

According to Next Gen Stats, **DE Maxx Crosby** has been chipped or double-teamed 113 times, the most of any edge rusher in the NFL, including 80 chips (the most of any edge rusher). He still has six QB pressures when double-teamed, the third most among edge rushers.

MOST CHIPS & DOUBLE TEAMS AMONG EDGE RUSHERS



TACKLES SINCE 2019

Crosby ranks third in the league in tackles among defensive linemen since 2019.

D-LINE TACKLE LEADERS SINCE 2019



AFFECT THE QB

Since entering the league in 2019, Crosby has 186 quarterback hits, the third most in the NFL.

QB HITS LEADERS - SINCE 2019

Rank	Player	Team	QBHs
1.	T.J. Watt	PIT	222
2.	Myles Garrett	CLE	195
3.	***Maxx Crosby***	***LV***	***186***
4.	Zach Allen	DEN	179
5.	Chris Jones	KC	175

After his 5 QB hits in Week 4, Crosby now owns five career games with 5+ quarterback hits. His five games are tied for the fifth most in the NFL since 2019.

GAMES WITH 5+ QBHs - SINCE 2019

Rank	Player	Games
1.	Myles Garrett	7
2t.	T.J. Watt	6
2t.	Carl Lawson	6
2t.	Aidan Hutchinson	6
5t.	***Maxx Crosby***	***5***
5t.	Nick Bosa	5
5t.	Micah Parsons	5

Crosby owns 11 career games with 4+ quarterback hits. His 11 games are tied for the fourth most in the NFL since 2019.

GAMES WITH 4+ QBHs - SINCE 2019

Rank	Player	Games
1.	T.J. Watt	14
2.	Nick Bosa	13
3.	Myles Garrett	12
4t.	***Maxx Crosby***	***11***
4t.	Leonard Williams	11
6t.	Zach Allen	10
6t.	Aidan Hutchinson	10



GAME WRECKER

Crosby notched four tackles for loss in Week 10, his sixth career game with 4+ tackles for loss, the most in the NFL since 2019.

GAMES WITH 4+ TFLS - SINCE 2019

Rank	Player	Team	Games
1.	***Maxx Crosby***	***Raiders***	***6***
2.	Myles Garrett	Rams	5
3.	Za'Darius Smith	Falcons	3
4t.	Calais Campbell	Cardinals	2
4t.	Joey Bosa	Bills	2
4t.	Micah McFadden	Giants	2
4t.	Aidan Hutchinson	Lions	2
4t.	Nick Bosa	49ers	2
4t.	Micah Parsons	Packers	2
4t.	Danielle Hunter	Texans	2
4t.	Tuli Tuipulotu	Chargers	2
4t.	Eric Wilson	Vikings	2

Crosby now owns 14 career games with 3+ tackles for loss. His 14 games of 3+ tackles for loss are the second most in the NFL since 2019.

GAMES WITH 3+ TFLS - SINCE 2019

Rank	Player	Team	Games
1.	Myles Garrett	Rams	15
2.	***Maxx Crosby***	***Raiders***	***14***
3.	T.J. Watt	Steelers	13
4t.	Aaron Donald	Rams	8
4t.	Nick Bosa	49ers	8

His 14 games are also the most in Raiders history.

GAMES WITH 3+ TFLS - RAIDER HISTORY

Rank	Player	Games
1.	***Maxx Crosby***	***14***
2.	Khalil Mack	5

Crosby now owns 36 career games with multiple tackles for loss, the most in the NFL since 2019.

GAMES WITH 2+ TFLs SINCE 2019

Rank	Player	Team	Games
1t.	***Maxx Crosby***	***LV***	***36***
1t.	T.J. Watt	PIT	36
3.	Myles Garrett	LAR	30
4.	Danielle Hunter	HOU	25

Crosby has now passed Danielle Hunter (35) for the ninth-most games with multiple TFLs since 2000.

DL PDs

DE Maxx Crosby owns 32 career passes defensed since entering the league in 2019, the fifth most among defensive linemen over that span.

PASSES DEFENSED AMONG D-LINEMEN - SINCE 2019

Rank	Player	Team	PDs
1.	Cameron Heyward	PIT	47
2.	Shelby Harris	NYG	35
3.	Derrick Brown	CAR	34
4.	Jeffery Simmons	TEN	33
5.	***Maxx Crosby***	***LV***	***32***

SACKS IN BUNCHES

Crosby now has 15 career games with 2.0+ sacks since 2019, now tied for the fifth most games in the NFL over that span.

GAMES WITH 2.0+ SACKS - SINCE 2019

Rank	Player	Team	Games
1.	T.J. Watt	PIT	24
2.	Myles Garrett	LAR	22
3.	Micah Parsons	GB	18
4.	Trey Hendrickson	CIN	17
5t.	Danielle Hunter	HOU	15
5t.	***Maxx Crosby***	***LV***	***15***
7.	Chris Jones	KC	14
8t.	Leonard Floyd	SF	13
8t.	Nick Bosa	SF	13
10t.	Josh Hines-Allen	JAX	12
10t.	Cameron Jordan	NO	12

His 15 games with 2.0+ sacks are also now the second most in Raiders history (since 1982).

GAMES WITH 2.0+ SACKS (RAIDERS HISTORY)

Rank	Player	Games
1.	Greg Townsend	22
2.	***Maxx Crosby***	***15***
3.	Howie Long	13
4.	Derrick Burgess	11

RAIDERS ALL-TIME SACKS

Crosby owns 74.5 sacks since entering the league in 2019, the third most sacks in Raiders history - only behind Howie Long (84.0) and Greg Townsend (107.5). He is 1-of-3 players in franchise history to reach 70.0+ career sacks with the Raiders.

RAIDERS ALL-TIME SACK LEADERS



His 74.5 sacks in 120 career games were also the second most by a Raiders player in their first 120 games.

SACKS THROUGH 120 CAREER GAMES - RAIDERS HISTORY

Rank	Player	G	Sacks
1.	Greg Townsend	120	81.0
2.	***Maxx Crosby***	***120***	***74.5***
3.	Howie Long	120	60.0
4.	Anthony Smith	98	57.5
5.	Bill Pickel	120	53.0



STUFFING THE RUN

DE Maxx Crosby led all defenders with 26 run stuffs in 2025



RUN STUFF LEADERS - 2025

PLAYER	RUN STUFFS
MAXX CROSBY	26
JORDYN BROOKS	24
DEMARIO DAVIS	20
JAMIEN SHERWOOD	20
ERIC WILSON	20

Crosby's 26 run stuffs are tied for the second most in a single season among all NFL defenders over the last 10 seasons (2016-25).

SINGLE-SEASON RUN STUFF LEADERS - 2016-25

Rank	Player	Season	Stuffs
1.	Bobby Wagner	2023	29
2t.	***Maxx Crosby***	***2025***	***26***
2t.	Calais Campbell	2018	26
4.	Luke Kuechly	2018	25
5t.	Jeremiah Owusu-Koramoah	2023	24
5t.	Jordyn Brooks	2025	24
6t.	Grover Stewart	2024	23
6t.	Sheldon Richardson	2016	23



PD LEADERS

Crosby recorded six passes defensed in 2025, tied for the third most in the NFL among defensive linemen.

2025 PASSES DEFENSED LEADERS (DL)



DERRICK BROWN	7
JALEN CARTER	7
MAXX CROSBY	6
CAMERON HEYWARD	6
ZACH ALLEN	6
JORDAN DAVIS	6







FRANCHISE HISTORY

Crosby recorded 28 tackles for loss in 2025, the most in a single season in his career and the most in a single season in Raiders history.

MOST TFLS IN A SINGLE SEASON - RAIDERS HISTORY



MAXX CROSBY — 2025 — 28 TFLs



MAXX CROSBY — 2023 — 23 TFLs



KHALIL MACK — 2015 — 23 TFLs



MAXX CROSBY — 2022 — 22 TFLs



MAXX CROSBY — 2024 — 17 TFLs

2025 NUMBERS

DE Maxx Crosby recorded 73 tackles, 10.0 sacks, 28 tackles for loss, 20 quarterback hits, six passes defensed and one interception in 2025. His 28 tackles for loss finished as the second most in the NFL.

TACKLES FOR LOSS LEADERS - 2025

33	MYLES GARRETT
28	MAXX CROSBY
22	BRIAN BURNS
20	TULI TUIPULOTU
20	WILL ANDERSON



His 73 tackles were also tied for the second most in the NFL among defensive linemen.

2025 TACKLE LEADERS (DL)



PLAYER	TACKLES
CAMERON HEYWARD	78
MAXX CROSBY	73
DERRICK BROWN	73
JORDAN DAVIS	72
JONATHAN ALLEN	68
JEFFERY SIMMONS	67
B.J. HILL	66

MAXX CROSBY NOTES

25+

Crosby has now become 1-of-7 players in the NFL since 2000 to record a season with 25+ TFLs. He is also one of only six players in NFL history to record at least one season of 25+ tackles for loss in his first seven seasons.

SEASONS WITH 25+ TFLs - SINCE 2000



PLAYER	SEASONS
J.J. WATT	3
DEMARCUS WARE	2
MAXX CROSBY	1
MYLES GARRETT	1
AARON DONALD	1
CHANDLER JONES	1
VON MILLER	1

His 28 tackles for loss in 2025 are now tied for the fifth most in a single season since 2000.

MOST TACKLES FOR LOSS IN A SEASON - SINCE 2000



PLAYER	SEASON	TFLs
J.J. WATT	2012	39
MYLES GARRETT	2025	32
J.J. WATT	2014	29
J.J. WATT	2015	29
MAXX CROSBY	**2025**	**28**
CHANDLER JONES	2017	28
VON MILLER	2012	28
DEMARCUS WARE	2008	27
DEMARCUS WARE	2011	26
AARON DONALD	2018	25

20+

Crosby recorded 28 tackles for loss in 2025, his third career season with 20+ TFLs. He is now one of only four players in NFL history with 20+ TFLs in three of his first seven seasons (J.J. Watt, Aaron Donald and DeMarcus Ware).

SEASONS WITH 20+ TFLs - FIRST 7 SEASONS

= SEASON WITH 20+ TFLs



All three of Crosby's seasons of 20+ TFLs have come since 2022. Crosby is the ONLY player in the NFL with three seasons of 20+ TFLs since 2022.

15+

DE Maxx Crosby recorded 28 TFLs in 2025, his fourth consecutive season with 15+ TFLs. He is one of only three players in the NFL with four straight seasons of 15+ TFLs (Myles Garrett and Brian Burns).



His four-season streak is also tied for the fourth longest streak in the NFL since 2000.

SEASON STREAKS OF 15+ TFLs - SINCE 2000



PLAYER	SEASONS	STREAK
AARON DONALD	2014-19	6
MYLES GARRETT	2021-25	5
CAMERON JORDAN	2015-19	5
MAXX CROSBY	2022-25	4
BRIAN BURNS	2022-25	4
NICK BOSA	2021-24	4
J.J. WATT	2012-15	4

BATTED DOWN

Crosby tied his career high with three passes defensed in Week 4. He is the only defensive lineman in the NFL in 2025 with 3+ PDs in a single game. Now with his second career game with three passes defensed, Crosby is now one of only nine defensive linemen in the NFL since 2000 to record multiple games with 3+ PDs.

GAMES WITH 3+ PDs (DL) - SINCE 2000

Rank	Player	Games
1.	J.J. Watt	5
2t.	Carlos Dunlap	3
2t.	Kevin Williams	3
2t.	Alex Brown	3
5t.	***Maxx Crosby***	***2***
5t.	Michael Johnson	2
5t.	Bryan Robinson	2
5t.	Jared Allen	2
5t.	Ian Scott	2

10-PIECE

Crosby now has three career games with 10+ tackles, tied for the most of such games in the NFL since he entered the league in 2019 (Derrick Brown, 3).

GAMES WITH 10+ TACKLES - D-LINEMEN SINCE 2019

Rank	Player	Team	Games
1t.	***Maxx Crosby***	***LV***	***3***
1t.	Derrick Brown	CAR	3
3t.	Sam Hubbard	CIN	2
3t.	Josh Hines-Allen	JAX	2
3t.	Davon Godchaux	NE	2
3t.	Christian Wilkins	--	2
3t.	Harrison Phillips	NYJ	2
3t.	Micah Parsons	GB	2

His three games of 10+ tackles are the most in franchise history for a defensive lineman.

GAMES WITH 10+ TACKLES - RAIDERS DL SINCE 1987

Rank	Player	Games
1.	***Maxx Crosby***	***3***
2.	Tommy Kelly	2

His three games with 10+ tackles are also tied for the fifth most in the NFL among defensive linemen since 2000.

GAMES WITH 10+ TACKLES - D-LINEMEN SINCE 2000

Rank	Player	Games
1.	Justin Smith	6
2.	Calais Campbell	5
3t.	Linval Joseph	4
3t.	Pat Williams	4
5t.	***Maxx Crosby***	***3***
5t.	DeForest Buckner	3
5t.	Khalil Mack	3
5t.	Olivier Vernon	3
5t.	Vonnie Holliday	3
5t.	John Henderson	3
5t.	Derrick Brown	3

10+

Crosby recorded 10.0 sacks in 2025, notching his fourth career season with 10.0+ sacks. He ties Haason Reddick (4) and Trey Hendrickson (4) for the fifth most seasons of 10.0+ sacks since 2019.

SEASONS WITH 10.0+ SACKS - SINCE 2019

Rank	Player	Seasons
1.	Myles Garrett	7
2t.	T.J. Watt	5
2t.	Danielle Hunter	5
2t.	Micah Parsons	5
5t.	***Maxx Crosby***	***4***
5t.	Trey Hedrickson	4
5t.	Haason Reddick	4

Only Greg Townsend Sr. (7 between 1983 and 1991) has more 10-sack seasons than Crosby for the Raiders since sacks became official in 1982.

SEASONS WITH 10.0+ SACKS - RAIDERS HISTORY

Rank	Player	Seasons
1.	Greg Townsend	7
2.	***Maxx Crosby***	***4***
3t.	Khalil Mack	3
3t.	Bill Pickel	3
3t.	Howie Long	3
3t.	Anthony Smith	3

LUCKY SEVEN

Crosby has now notched his seventh season with 7.0+ sacks. He has become one of 12 players in NFL history (since 1982) to record 7.0+ sacks in each of his first seven NFL seasons.

SEASONS WITH 7.0+ SACKS IN FIRST 7 SEASONS - NFL HISTORY

No.	Player	Span	Seasons
1.	***Maxx Crosby***	***2019-25***	***7***
2.	Brian Burns	2019-25	7
3.	Myles Garrett	2017-23	7
4.	Yannick Ngakoue	2016-22	7
5.	Aaron Donald	2014-20	7
6.	Ryan Kerrigan	2011-17	7
7.	DeMarcus Ware	2005-11	7
8.	Jared Allen	2004-10	7
9.	Peter Boulware	1997-03	7
10.	Derrick Thomas	1989-95	7
11.	Reggie White	1985-91	7
12.	Greg Townsend	1983-89	7

CINCO DE MAXX

Crosby is now one of just 10 players (11 instances) in the NFL since 2019 to record a game with 5+ tackles for loss.

No.	Player	Date	TFLs
1.	***Maxx Crosby***	***11/23/25***	***5***
2.	Myles Garrett	11/16/25	5
3.	Myles Garrett	10/26/25	5
4.	Tuli Tuipulotu	09/28/25	5
5.	Quincy Williams	01/05/25	5
6.	Micah McFadden	12/08/24	5
7.	Danielle Hunter	11/25/24	5
8.	Khalil Mack	10/01/23	5
9.	Kyle Van Noy	12/06/20	5
10.	Joey Bosa	11/29/20	6
11.	Za'Darius Smith	12/23/19	5

DIME A DOZEN

Crosby has now joined Pro Football Hall of Famer Jared Allen and Aaron Donald as the only players since 2000 with at least 10 tackles for loss in each of their first seven NFL seasons.

10+ TACKLES FOR LOSS IN FIRST 7 SEASONS



FAST START

Crosby is the first player in the NFL since 2015 (J.J. Watt) and the seventh player since 1999 to record 10+ TFLs and 5+ PDs in the first seven games of a single season.

10+ TFLs & 5+ PDs IN FIRST 7 GAMES - SINCE 2000

PLAYER	SEASON	TFL	PD
MAXX CROSBY	2025	10	5
J.J. WATT	2015	14	5
LAVONTE DAVID	2013	12	6
J.J. WATT	2012	15	10
JASON PIERRE-PAUL	2011	11	5
PATRICK KERNEY	2004	10	7
JAMIR MILLER	2001	11	7

TFL STREAK

In Week 12 and 13, Crosby notched his two-straight games with 4+ tackles for loss. He is now one of only three players in the NFL in 2025 with multiple games of 4+ tackles for loss.

GAMES WITH 4+ TACKLES FOR LOSS - 2025

Rank	Player	Team	Games
1.	Myles Garrett	CLE	4
2t.	***Maxx Crosby***	***LV***	***2***
2t.	Tuli Tuipulotu	LAC	2

Since 2000, Crosby is one of only three players in the NFL to have recorded consecutive games with 4+ tackles for loss, joining Myles Garrett and J.J. Watt.

STREAKS OF GAMES WITH 4+ TFLs - SINCE 2000

No.	Player	Streak of Games
1.	***Maxx Crosby***	***2***
2.	Myles Garrett	2
3.	J.J. Watt	2



MAXX CROSBY NOTES

TACKLES IN 100

Crosby recorded 386 tackles in his first 100 games, the seventh most among defensive linemen in their first 100 career games since 2000.

TOTAL TACKLES (DL) IN FIRST 100 GAMES (SINCE 2000)

PLAYER	GAMES	TOTAL TACKLES
J.J. WATT	100	438
DAMON HARRISON	100	429
DEFOREST BUCKNER	100	408
JUSTIN SMITH	100	408
AARON KAMPMAN	100	405
SAM HUBBARD	100	394
MAXX CROSBY	100	386
MUHAMMAD WILKERSON	100	385



150 IN 100

Crosby reached 150 QB hits in his 100th career game. He is now one of just six defensive linemen in the NFL since 2006 to reach 150 QB hits in his first 100 career games.

QB HITS (DL) IN FIRST 100 GAMES (SINCE 2006)



2024 RANKINGS

Even with just 12 games played in 2024, **DE Maxx Crosby** recorded 17 tackles for loss, tied for the sixth most in the NFL.

TFL LEADERS - 2024 SEASON

Rank	Player	Team	TFLs
1.	Myles Garrett	CLE	22
2t.	Trey Hendrickson	CIN	19
2t.	T.J. Watt	PIT	19
4t.	Jonathan Greenard	MIN	18
4t.	Andrew Van Ginkel	MIN	18
6t.	***Maxx Crosby***	***LV***	***17***
6t.	Danielle Hunter	HOU	17
6t.	Brian Burns	NYG	17

Crosby also recorded five passes defensed in 2024, tied for the fifth most among defensive linemen in the NFL.

PASSES DEFENSED AMONG D-LINEMEN - 2024

Rank	Player	Team	PDs
1.	Cameron Heyward	PIT	11
2t.	Trey Hendrickson	CIN	6
2t.	Jalen Carter	PHI	6
2t.	Keeanu Benton	PIT	6
5t.	Calais Campbell	MIA	5
5t.	***Maxx Crosby***	***LV***	***5***
5t.	Keion White	NE	5
5t.	Poona Ford	LAC	5
5t.	Chauncey Golston	DAL	5
5t.	George Karlaftis	KC	5

TFLS THROUGH 100 GAMES

Crosby recorded 113 tackles for loss in 100 career games. Among players in their first 100 games in NFL history, his 113 tackles for loss are the third most.

TACKLES FOR LOSS IN FIRST 100 GAMES (SINCE 1999)

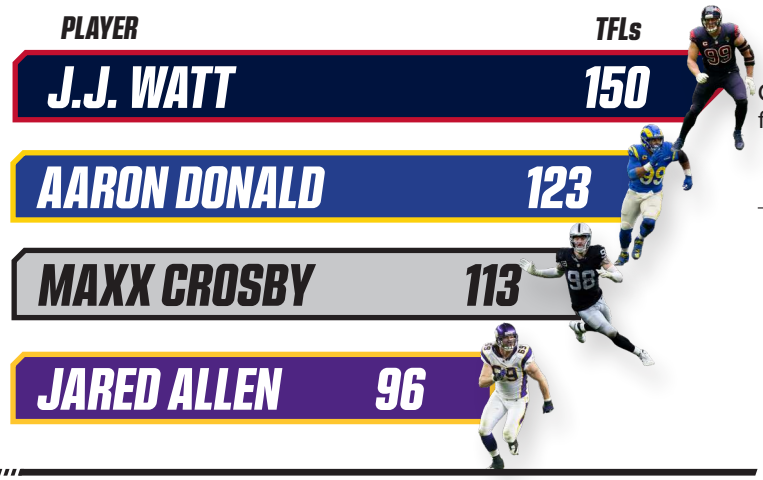

113 tackles for loss are also the most by a Raiders defender through 100 career games.

TFLS THROUGH 100 GAMES - RAIDERS HISTORY

Rank	Player	TFLs
1.	***Maxx Crosby***	***113***
2.	Khalil Mack	68
3.	Kirk Morrison	41
4.	Roderick Coleman	40

DO-IT-ALL DL

In Week 4, Crosby became just the ninth defensive lineman since 2000 to record 3+ passes defensed and an interception in a single game - the first since 2017 (Kony Ealy).

GAMES WITH 3+ PDs and 1+ INT (DL) - SINCE 2000

Rank	Player	Games
1.	Michael Johnson	2
2t.	***Maxx Crosby***	***1***
2t.	Ian Scott	1
2t.	Kony Ealy	1
2t.	Leonard Little	1
2t.	Warren Sapp	1
2t.	Robert Geathers	1
2t.	Simeon Rice	1
2t.	Justin Smith	1

FOUR SCORE

Crosby owns two games with four tackles for loss, tied for the second most in a single game in Raiders history.

SINGLE GAME TFLs - RAIDERS HISTORY

Rank	Player	Date	TFLs
1.	Khalil Mack	12/13/15	5
2t.	***Maxx Crosby***	***9/15/24***	***4***
2t.	***Maxx Crosby***	***10/2/22***	***4***
2t.	Tahir Whitehead	11/1/18	4
2t.	Kamerion Wimbley	11/10/11	4
2t.	Warren Sapp	11/6/06	4
2t.	Grady Jackson	12/19/99	4

FAST START TO 2024

Crosby recorded 17 tackles for loss through 12 games played in 2024, tied for the most in Raiders history (since 1999) for a player through his first 12 games of a single season.

TFLs THROUGH FIRST 12 GAMES OF A SEASON RAIDERS HISTORY (SINCE 1999)

Rank	Player	Season	TFLs
1t.	***Maxx Crosby***	***2024***	***17***
1t.	***Maxx Crosby***	***2022***	***17***
3t.	***Maxx Crosby***	***2023***	***15***
3t.	Khalil Mack	2015	15
3t.	Kamerion Wimbley	2011	15
6.	Denzel Perryman	2022	14

LUCKY NUMBER 7

Crosby has now recorded 7.0+ sacks in every season since entering the league in 2019, becoming just the 12th player in NFL history (since 1982) to record 7.0+ sacks in each of his first six NFL seasons.

SEASONS WITH 7.0+ SACKS IN FIRST 6 SEASONS - SINCE 1982

Rank	Player	Seasons
1t.	***Maxx Crosby***	***6***
1t.	Brian Burns	6
1t.	Myles Garrett	6
1t.	Yannick Ngakoue	6
1t.	Aaron Donald	6
1t.	Ryan Kerrigan	6
1t.	DeMarcus Ware	6
1t.	Jared Allen	6
1t.	Peter Boulware	6
1t.	Derrick Thomas	6
1t.	Reggie White	6
1t.	Greg Townsend	6

RACE TO 100

Crosby surpassed 100 career tackles for loss in Week 12 - his 93rd career game - tying Von Miller (93 games) as the third-fastest player since 2000 to reach 100 career tackles for loss, trailing only J.J. Watt (64) and Aaron Donald (81).

FASTEST PLAYERS TO REACH 100 TACKLES FOR LOSS

Rank	Player	Games
1.	J.J. Watt	64
2.	Aaron Donald	81
3.	***Maxx Crosby***	***93***

TFLS THRU 6 SEASONS

Crosby is now one of four players in NFL history (since at least 1999) to reach 100 tackles for loss in his first six NFL seasons, joining J.J. Watt (133), Aaron Donald (117) and DeMarcus Ware (101).

TFLs IN FIRST SIX SEASONS - NFL HISTORY



PLAYER	GAMES	TFLs
J.J. WATT	83	133
AARON DONALD	94	117
MAXX CROSBY	95	105
DEMARCUS WARE	96	101
JARED ALLEN	93	95
VON MILLER	88	94
LAVONTE DAVID	91	93
T.J. WATT	87	88
KHALIL MACK	94	86

AFC DEFENSIVE POW

In Week 2, Crosby posted six tackles (five solo), 2.0 sacks, four tackles for loss, two quarterback hits and one pass defensed., en route to a Week 2 AFC Defensive Player of the Week award.

Crosby notched his fifth career AFC Defensive Player of the Week award, the most by any defender in Raiders history.

Crosby now has six total Player of the Week awards (5 Defensive, 1 Special Teams), tied for the third most total awards in franchise history – only behind K Sebastian Janikowski (7) and Hall of Fame WR Tim Brown (7).

SINGLE SEASON TACKLES

Crosby finished with 90 total tackles in 2023, establishing a single-season career high. He is just the fifth defensive lineman in the NFL since 2000 to reach 90+ tackles in a single season.

MOST TACKLES IN A SEASON (D-LINEMEN) - SINCE 2000

Rank	Player	Season	Tkls
1.	Derrick Brown	2023	103
2.	Christian Wilkins	2022	98
3.	Anthony Spencer	2012	95
4.	Harrison Phillips	2023	92
5.	***Maxx Crosby***	***2023***	***90***

His 90 tackles are also the most tackles in a single season by a defensive lineman in Raiders history.

MOST TACKLES IN A SEASON (D-LINEMEN) - SINCE 2000 (RAIDERS HISTORY)

Rank	Player	Season	Tkls
1.	***Maxx Crosby***	***2023***	***90***
2.	***Maxx Crosby***	***2022***	***88***
3.	Khalil Mack	2017	78
4.	Khalil Mack	2015	77
5.	Khalil Mack	2016	73

FIRST FIVE HISTORY

DE Maxx Crosby finished 2023 with 319 career tackles and 52.0 sacks in his career, becoming just the fourth player in NFL history (since 1987) to record 300+ total tackles and 50.0+ sacks in his first five NFL seasons.

300+ TACKLES AND 50.0+ SACKS IN FIRST FIVE SEASONS



2023 SACK LEADERS

Crosby recorded a single-season career high with 14.5 sacks in 2023, the sixth most in the NFL.

SACK LEADERS - 2023 SEASON

Rank	Player	Team	Sacks
1.	T.J. Watt	PIT	19.0
2t.	Trey Hendrickson	CIN	17.5
2t.	Josh Allen	JAX	17.5
4.	Khalil Mack	LAC	17.0
5.	Danielle Hunter	MIN	16.5
6.	***Maxx Crosby***	***LV***	***14.5***
7t.	Myles Garrett	CLE	14.0
7t.	Micah Parsons	DAL	14.0
9.	Nnamdi Madubuike	BAL	13.0
10t.	Montez Sweat	CHI	12.5
10t.	Jonathan Greenard	HOU	12.5

TACKLES IN 5 SEASONS

Crosby totaled 319 tackles from 2019-23, the most in franchise history for a defensive lineman in their first five NFL seasons.

TACKLES THROUGH FIVE SEASONS - RAIDERS HISTORY

Rank	Player	Seasons	Tackles
1.	***Maxx Crosby***	***2019-2023***	***319***
2t.	Lamarr Houston	2010-13	228
2t.	Khalil Mack	2015-17	228
4.	Tommy Kelly	2004-08	224
5.	Tyler Brayton	2003-07	183

D-LINE TACKLE LEADERS

Among defensive linemen, Crosby's 90 total tackles in 2023 ranked third in the NFL.

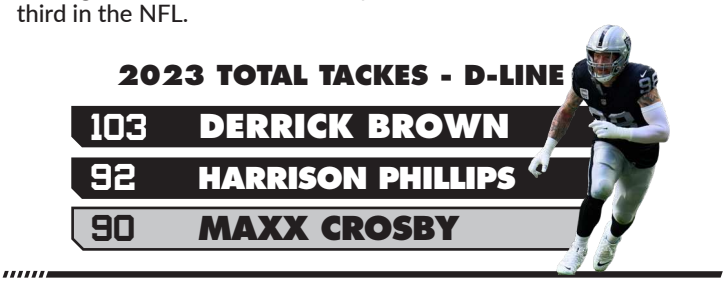

2023 TFLS

Crosby recorded 23 tackles for loss in 2023, tied for the most in the NFL in 2023.



His 23 tackles for loss are a single-season career high and he tied Khalil Mack (23) for the most tackles for loss in a single season in Raiders history.

MOST TFLs IN A SEASON - RAIDERS SINCE 2000

Rank	Player	Season	TFLs
1.	***Maxx Crosby***	***2023***	***23***
2.	Khalil Mack	2015	23
3.	Maxx Crosby	2022	22

2023 QB HITS

Crosby recorded 31 quarterback hits in 2023, the seventh most in the NFL.

QB HITS LEADERS - 2023 SEASON

Rank	Player	Team	QBHs
1.	T.J. Watt	PIT	36
2.	Nick Bosa	SF	35
3t.	Nnamdi Madubuike	BAL	33
3t.	Josh Allen	JAX	33
3t.	Micah Parsons	DAL	33
3t.	Aidan Hutchinson	DET	33
7.	***Maxx Crosby***	***LV***	***31***
8.	Myles Garrett	CLE	30
9.	Chris Jones	KC	29
10t.	Trey Hendrickson	CIN	25
10t.	Montez Sweat	CHI	25

TFLS IN 5 SEASONS

Crosby was also one of seven players in NFL history (since TFLs became official in 1999) to reach 80+ tackles for loss in his first five seasons in the NFL.



TFLs IN FIRST FIVE SEASONS - NFL HISTORY

PLAYER	GAMES	TFLs
J.J. WATT	80	132
AARON DONALD	78	97
MAXX CROSBY	83	88
LAVONTE DAVID	78	85
VON MILLER	72	81
DEMARCUS WARE	80	80
T.J. WATT	77	80
KHALIL MACK	78	78
JARED ALLEN	77	76

75+ TACKLES

Crosby recorded 75+ tackles for his second straight season in 2023, tied for the third longest streak in the NFL since 2000 (among DL). He is one of only nine defensive linemen in the NFL since 2000 to record 75 tackles in consecutive seasons.



Player	YEARS	SEASONS
DAMON HARRISON	2016-18	3
J.J. WATT	2012-14	3
MAXX CROSBY	2022-23	2
CHRISTIAN WILKINS	2021-22	2
KHALIL MACK	2014-15	2
JUSTIN SMITH	2006-07	2
AHTYBA RUBIN	2010-11	2
PAT WILLIAMS	2002-03	2
AARON KAMPMAN	2005-06	2

85+ TACKLES

Crosby notched his second consecutive season with 85+ tackles in 2023. He is one of only two defensive linemen since 2000 to record two seasons of 85+ tackles.

SEASONS WITH 85+ TACKLES (D-LINEMEN) - SINCE 2000

Rank	Player	Years	Seasons
1t.	***Maxx Crosby***	***2022-23***	***2***
1t.	Christian Wilkins	2021-22	2

80+ TACKLES

Crosby notched 80+ tackles for his second straight season in 2023. He is one of only six defensive linemen in the NFL since 2000 to record 80 tackles in consecutive seasons.

CONSECUTIVE SEASONS WITH 80+ TACKLES (DL) - SINCE 2000

No.	Player	Years	Seasons	Tackles
1.	***Maxx Crosby***	***2022-23***	***2***	***179***
2.	J.J. Watt	2012-13	2	161
3.	Christian Wilkins	2021-22	2	187
4.	Ahtyba Rubin	2010-11	2	165
5.	Pat Williams	2002-03	2	166
6.	Aaron Kampman	2005-06	2	171

SINGLE SEASON RANKINGS

Crosby recorded 90 tackles in 2023, the fifth most in the NFL among defensive linemen. His 90 tackles also surpassed his previous record (88 in 2022) for the most tackles by a defensive lineman in a single season in Raiders history.

MOST TACKLES IN A SEASON (DL) - RAIDERS HISTORY

Rank	Player	Season	Tackles
1.	***Maxx Crosby***	***2023***	***90***
2.	***Maxx Crosby***	***2022***	***88***
3.	Khalil Mack	2017	78

He also recorded 23 tackles for loss in 2023, tied for the most in a single season in Raiders history (since 1999).

MOST TFLs IN A SEASON - RAIDERS HISTORY

Rank	Player	Season	TFLs
1t.	***Maxx Crosby***	***2023***	***23***
1t.	Khalil Mack	2015	23
3.	***Maxx Crosby***	***2022***	***22***
4t.	Khalil Mack	2014	16
4t.	***Maxx Crosby***	***2019***	***16***

Crosby recorded 14.5 sacks in 2023, establishing a new single-season career high. His 14.5 sacks are also the third most by any player in a single season in Raiders history (since 1982).

MOST SACKS IN A SINGLE SEASON - RAIDERS HISTORY

Rank	Player	Season	Sacks
1.	Derrick Burgess	2005	16.0
2.	Khalil Mack	2015	15.0
3.	***Maxx Crosby***	***2023***	***14.5***
4.	***Maxx Crosby***	***2022***	***12.5***
5t.	Derrick Burgess	2006	11.0
5t.	Roderick Coleman	2002	11.0
5t.	Khalil Mack	2016	11.0

HIGH FIVE

Crosby recorded 319 total tackles from 2019-23, the fourth most in NFL history (since 1987) among defensive linemen in their first five NFL seasons.

TOTAL TACKLES THROUGH FIRST 5 SEASONS (DL) - SINCE 1987

Rank	Player	Seasons	Tackles
1.	J.J. Watt	2011-15	371
2.	Christian Wilkins	2019-23	355
3.	DeForest Buckner	2016-20	321
4.	***Maxx Crosby***	***2019-23***	***319***
5t.	Trent Cole	2005-09	312
5t.	Justin Smith	2001-05	312

12.0+ STREAK

Crosby notched his second-straight season with 12.0+ sacks in 2023, tied for the longest streak of 12.0+ sack seasons in Raiders history. He joins Howie Long, Greg Townsend, Anthony Smith and Bill Pickel as the only five players in Raiders history to record two consecutive seasons of 12.0+ sacks.

CONSECUTIVE SEASONS WITH 12.0+ SACKS - RAIDERS HISTORY

Rank	Player	Years	Seasons
1t.	***Maxx Crosby***	***2022-23***	***2***
1t.	Anthony Smith	1992-93	2
1t.	Greg Townsend	1990-91	2
1t.	Howie Long	1983-84	2
1t.	Bill Pickel	1984-85	2

10.0+ SACKS

Crosby recorded 13.5 sacks in 2023, his third career season with 10.0+ sacks. He is one of just seven players in Raiders history to record 10.0+ sacks in three of his first five seasons in the NFL.

SEASONS WITH 10.0+ SACKS IN FIRST 5 SEASONS - RAIDERS HISTORY

Rank	Player	Seasons
1.	***Maxx Crosby***	***3***
2.	Khalil Mack	3
3.	Anthony Smith	3
4.	Bill Pickel	3
5.	Greg Townsend	3
6.	Howie Long	3
7.	Otis Sistrunk	3

10+ TFLS

Crosby became just the seventh player in the NFL since 1999 to record at least 10 tackles for loss in each of his first five seasons.

SEASONS WITH 10+ TFLs - FIRST 5 SEASONS (NFL HISTORY)

No.	Player	Seasons	Seasons
1.	***Maxx Crosby***	***2019-23***	***5***
2.	T.J Watt	2017-21	5
3.	Khalil Mack	2014-18	5
4.	Aaron Donald	2014-18	5
5.	Lavonte David	2012-16	5
6.	J.J. Watt	2011-15	5
7.	Jared Allen	2004-08	5

20/20 VISION

Crosby notched his second straight season with 20+ tackles for loss in 2023. He is one of just seven players in the NFL since 2000 to record multiple seasons of 20+ tackles for loss.

CONSECUTIVE SEASONS WITH 20+ TFLS - SINCE 2000

No.	Player	Years	Seasons	TFLs
1.	J.J. Watt	2012-15	4	119
2.	***Maxx Crosby***	***2022-23***	***2***	***45***
3.	Lavonte David	2012-13	2	41
4.	Aaron Donald	2018-19	2	45
5.	T.J. Watt	2020-21	2	44
6.	DeMarcus Ware	2010-11	2	47

THREE PEAT

Crosby was selected to his third consecutive Pro Bowl in 2023 and now has three Pro Bowl selections in his first five seasons. He is just the fourth player in Raiders history to earn three Pro Bowls in his first five seasons since 2000.

PRO BOWLS IN FIRST 5 SEASONS (SINCE 2000)

Rk.	Player	PBs
1t.	Derek Carr	3
1t.	Amari Cooper	3
1t.	Khalil Mack	3
1t.	***Maxx Crosby***	***3***



SACKS THRU 5 SEASONS

Crosby notched 52.0 sacks in 83 career games from 2019-23, the most in Raiders history among players in their first five seasons.

SACKS THROUGH FIRST FIVE SEASONS- RAIDERS HISTORY

Rank	Player	Years	Sacks
1.	***Maxx Crosby***	***2019-23***	***52.0***
2.	Anthony Smith	1991-95	49.0
3.	Greg Townsend	1983-87	47.5
4.	Bill Pickel	1983-87	43.5
5t.	Howie Long	1982-86	40.5
5t.	Khalil Mack	2014-17	40.5

His 52.0 sacks in 83 career games are also tied for the most in Raiders history (since 1982) by a player in their first 83 career games.

SACKS THROUGH 83 CAREER GAMES - RAIDERS HISTORY

Rank	Player	G	Sacks
1t.	***Maxx Crosby***	***83***	***52.0***
1t.	Greg Townsend	83	52.0
3.	Anthony Smith	83	50.0
4.	Howie Long	83	47.5
5.	Bill Pickel	83	45.5

AFC DPOW

In Week 5 of 2023, Crosby posted five tackles, 1.0 sack, four tackles for loss and one quarterbck hit, earning his fifth career AFC Player of the Week Award (4th Defensive POW).

He is the first defender in Raiders history to earn four Defensive Player of the Week Awards.

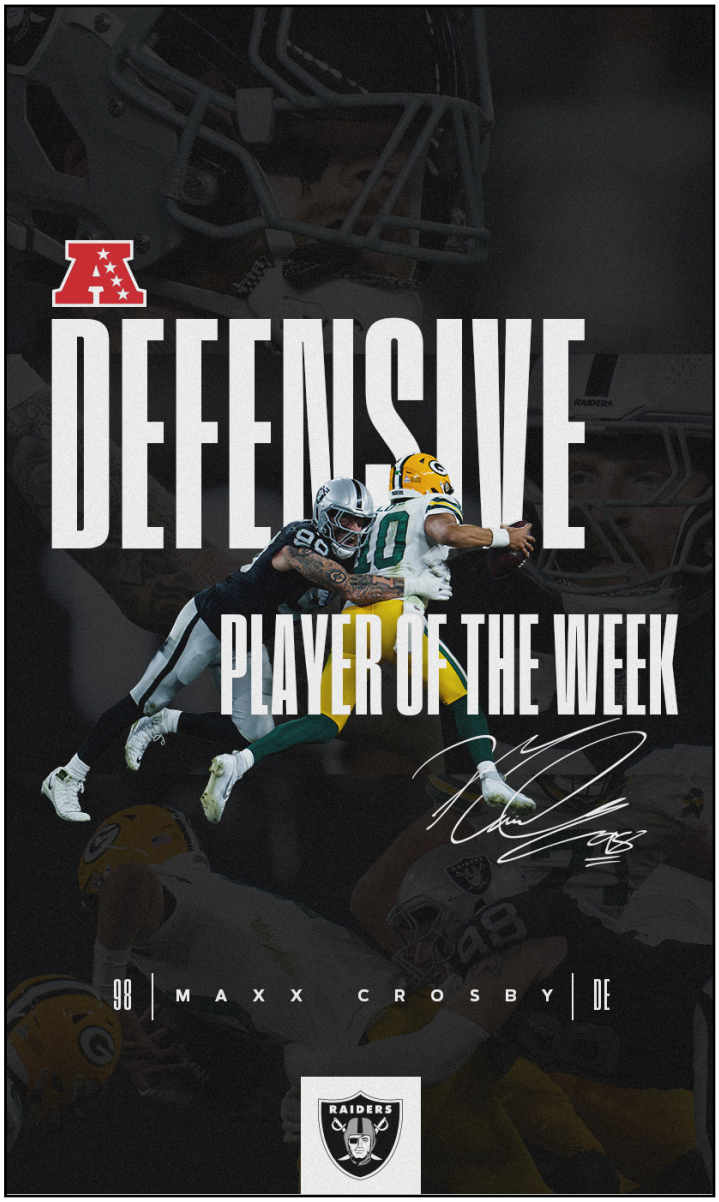

TURKEYS IN FIRST 5

Crosby owns three games with 3.0+ sacks in his career (all from 2019-23), tied for the second most in Raiders history among players in their first five seasons.

GAMES WITH 3.0+ SACKS IN FIRST 5 SEASONS - RAIDERS HISTORY

Rank	Player	Games
1.	Bill Pickel	4
2t.	***Maxx Crosby***	***3***
2t.	Howie Long	3
4t.	Greg Townsend	2
4t.	Sean Jones	2
4t.	Anthony Smith	2



LOTS OF LOSS

In 2022, **DE Maxx Crosby** also led the NFL with 22 tackles for loss.

NFL TACKLES FOR LOSS LEADERS



In Week 4 against the Broncos in 2022, **Crosby** racked up a single-game career-high four tackles for loss. He became one of only 12 defensive linemen in the NFL since 2019 to record at least four tackles for loss in a single game. He is also only the fourth Raiders defender to notch 4+ tackles for loss in a game since 1999 and the first since 2018 (Tahir Whitehead; 4 as SF, 11/1/18).

SINGLE GAME TFLs - RAIDERS HISTORY

Rank	Player	Date	TFLs
1.	Khalil Mack	12/13/15	5
2t.	***Maxx Crosby***	***10/2/22***	***4***
2t.	Tahir Whitehead	11/1/18	4
2t.	Kamerion Wimbley	11/10/11	4
2t.	Warren Sapp	11/6/06	4
2t.	Grady Jackson	12/19/99	4

MAXX ON TOP

In 2022, **DE Maxx Crosby** ranked among the top defensive linemen in almost every statistical category. Here is where his numbers stacked up against other defensive linemen around the NFL:

2022 STAT RANKINGS AMONG NFL D-LINEMEN



TACKLE MACHINE

DE Maxx Crosby had a career year in 2022, totaling 88 tackles. His 88 total tackles ranked second in the NFL among defensive linemen.



His 88 tackles were a career best for **Crosby** and the most in a single season by a Raiders defensive lineman (since 1987). It is also tied for the sixth most in a single season by a defensive lineman in the NFL since 2000.

SINGLE-SEASON TACKLES - RAIDERS DEFENSIVE LINEMEN (SINCE 1987)

Rank	Player	Season	Tackles
1.	***Maxx Crosby***	***2022***	***88***
2t.	Khalil Mack	2017	78
2t.	Chester McGlockton	1993	78
4.	Khalil Mack	2015	77
5.	Khalil Mack	2014	76
6.	Grady Jackson	2001	69
7t.	Grady Jackson	2000	68
7t.	Tommy Kelly	2006	68

Crosby's 12.5 sacks in 2022 tied for the sixth most by a Raiders defender in a single season - and the most since 2015 (Khalil Mack, 15.0)

SINGLE-SEASON SACKS - RAIDERS HISTORY

Rank	Player	Season	Sacks
1.	Derrick Burgess	2005	16.0
2.	Khalil Mack	2015	15.0
3t.	Anthony Smith	1992	13.0
3t.	Pat Swilling	1995	13.0
3t.	Greg Townsend	1991	13.0
6t.	**Maxx Crosby**	**2022**	**12.5**
6t.	Anthony Smith	1993	12.5
6t.	Greg Townsend	1990	12.5
8t.	Greg Townsend	1988	11.5



MAXX TO THE PRO BOWL

In 2022, **Crosby** was selected to his second Pro Bowl in his first four seasons. He is the 25th player in Raiders history to earn mutiple Pro Bowls in his first four seasons - the fourth player to do so since 2000.



PRO BOWLS IN FIRST 4 SEASONS (SINCE 2000)

Rk.	Player	PBs
1.	Charles Woodson	4
2t.	Derek Carr	3
2t.	Amari Cooper	3
2t.	Khalil Mack	3
5.	***Maxx Crosby***	***2***

DOUBLE-DIGITS

With his 10 tackles in Week 10 of 2022, **Crosby** notched his second performance of double-digit tackles this season, becoming the first defensive lineman since 2012 to post multiple games with 10+ tackles in a single season. His performance is also only the 19th game of 10+ tackles by a defensive lineman since 2019.

GAMES WITH 10+ TACKLES IN A SEASON - D-LINEMEN

Player	Season	Games
Justin Smith	2006	3
Maxx Crosby	***2022***	***2***
Anthony Smith	2012	2
Ryan Denney	2008	2
Ty Warren	2006	2
Orpheus Roye	2005	2
Pat Williams	2002	2
Shaun Rogers	2001	2
Vonnie Holliday	2001	2
Marcellus Wiley	2000	2
Chad Eaton	2000	2

STUFFED

Crosby excelled in 2022 at stopping opponent runs for a loss or no gain. He racked up 21 total run stuffs in 2022, tied for second in the NFL this season.

2022 STUFFS RANKINGS

Rank	Player	Team	Stuffs
1.	Bobby Wagner	LAR	22
2t.	Foyesade Oluokun	JAX	21
2t.	***Maxx Crosby***	***LV***	***21***
2t.	Roquan Smith	BUF	21
5.	Christian Wilkins	MIA	20

FIRST FOUR TFLS

Among defensive linemen in their first four seasons in the NFL, **Crosby's** 63 tackles for loss are the third most in the league since 1999.

D-LINEMEN TFLs THROUGH FIRST FOUR SEASONS - SINCE 1999

Rank	Player	Seasons	TFLs
1.	J.J Watt	2011-14	103
2.	Aaron Donald	2014-17	72
3.	***Maxx Crosby***	***2019-22***	***63***
4.	Nick Bosa	2019-22	55

20+ TFLs

Crosby finished 2022 with 88 total tackles and 22 tackles for loss on the season. He joins Jason Pierre-Paul (2011) as the only two defensive linemen in the NFL since 1994 to record 85+ tackles and 20+ tackles for loss in a single season.

SEASON WITH 80+ TACKLES & 20+ TFLs - DEFENSIVE LINEMAN (SINCE 1994)

Rk	Player	Season	Tackles	TFLs
1.	***Maxx Crosby***	***2022***	***88***	***22***
1.	Jason Pierre-Paul	2011	86	23

He is also only the second Raiders defensive lineman to record 20+ tackles for loss in a single season, joining Khalil Mack's 23 tackles for loss in 2015.

AFFECT THE QB

In the Week 12 win over Seattle in 2022, **Crosby** racked up a single-game career-high six quarterback hits. Crosby's six quarterback hits in the game were a single-game career high and tied for the second most in a single game in the NFL in 2022.

His six quarterback hits were also the second most by a Raiders defender in a single game (since 2006) and the most since 2015 (Khalil Mack, 7).

SINGLE-GAME QB HITS - RAIDERS HISTORY (SINCE 2006)

Rk	Player	Date	Opp.	QB Hits
1.	Khalil Mack	12/13/15	DEN	7
2t.	**Maxx Crosby**	**11/27/22**	**SEA**	**6**
2t.	Kamerion Wimbley	11/10/11	SD	6

He also added 1.5 sacks in the game, his fourth game this season with 1.5 sacks or more, tied for the seventh most in the NFL.

GAMES WITH 1.5+ SACKS - 2022 SEASON

Rank	Player	Team	Games
1.	Myles Garrett	Browns	7
2.	Micah Parsons	Cowboys	6
3t.	Nick Bosa	49ers	5
3t.	Matt Judon	Patriots	5
3t.	Haason Reddick	Jets	5
3t.	Chris Jones	Chiefs	5
7t.	***Maxx Crosby***	***Raiders***	***4***
7t.	Josh Sweat	Eagles	4
7t.	Alex Highsmith	Steelers	4

DOUBLES IN 2021

Crosby also had three games with at least two sacks in 2021, tied for second-most in the AFC. The chart below shows who lead the NFL in two-sack games in 2021:

2021 TWO-SACK GAME LEADERS

Rank	Player	Team	Games
1.	T.J Watt	Steelers	6
2.	Robert Quinn	Bears	4
3.	Nick Bosa	49ers	4
4t.	***Maxx Crosby***	***Raiders***	***3***
4t.	Yannick Ngakoue	Raiders	3
4t.	Micah Parsons	Cowboys	3
4t.	Markus Golden	Cardinals	3
4t.	Jadeveon Clowney	Panthers	3
4t.	Chris Jones	Chiefs	3
4t.	Carlos Dunlap	Seahawks	3
4t.	Cameron Jordan	Saints	3

BIG OPENING

Crosby started the 2022 season with 10 total tackles, two quarterback hits and one tackle for loss. His 10 tackles against the Chargers in Week 1 were a single-game career high for Crosby and led all NFL defensive linemen in Week 1.

TOTAL TACKLES IN 2022 WEEK 1 (DEFENSIVE LINEMEN)

Rank	Player	Team	Tackles
1.	***Maxx Crosby***	***LV***	***10***
2.	Brian Burns	CAR	8
3t.	Cameron Jordan	NO	7
3t.	Charles Harris	DET	7
3t.	Kwity Paye	IND	7
3t.	Dominique Robinson	CHI	7

His performance is also one of only 16 games of 10+ tackles by a defensive lineman in the NFL since 2019 and the first Raider defensive lineman to accomplish the feat since 2016 (Bruce Irvin, 10 vs. HOU, 11/21/16).

3RD DOWN MADNESS

In the Week 12 win over Seattle in 2022, Crosby forced two Seattle punts late in the game to help secure the victory, one with a sack and one with a quarterback hit that forced an incompletion.

On third down in 2022, Crosby racked up 7.5 sacks, 14 quarterback hits and 10 tackles for loss. His 7.5 sacks on third down were the fourth most in the NFL.

THIRD DOWN SACK LEADERS - 2022 SEASON

Rank	Player	Team	Sacks
1.	Haason Reddick	Eagles	9.0
2t.	Quinnen Williams	Jets	8.0
2t.	Chris Jones	Chiefs	8.0
4.	***Maxx Crosby***	***Raiders***	***7.5***

His 13 quarterback hits rank tied for third in the league on third down.

THIRD DOWN QBH LEADERS - 2022 SEASON

Rank	Player	Team	QBHs
1.	Quinnen Williams	Jets	18
2.	Nick Bosa	49ers	16
3t.	***Maxx Crosby***	***Raiders***	***14***
3t.	Chris Jones	Chiefs	14
5t.	Montez Sweat	Commanders	13
5t.	Haason Reddick	Eagles	13
5t.	Carl Lawson	Jets	13

His 10 tackles for loss on third down also led the NFL.

THIRD DOWN TFL LEADERS - 2022 SEASON

Rank	Player	Team	TFLs
1.	***Maxx Crosby***	***Raiders***	***10***
2.	Chris Jones	Chiefs	8
3.	Myles Garrett	Browns	7

ONLY TAKES 50

In Week 1 of 2022, **Crosby** moved his career total to 151 tackles and 25.0 sacks through 50 career games, becoming only the 30th NFL player since sacks became an official stat in 1982 and the first since 2020 (T.J. Watt) to reach 150 tackles and 25.0+ sacks within his first 50 career games.

Crosby is only the second player in franchise history to accomplish the feat:

RAIDERS WITH 150+ TACKLES & 25.0+ SACKS (THROUGH FIRST 50 CAREER GAMES)

Player	Sacks	Tackles
Maxx Crosby	***25.0***	***151***
Khalil Mack	31.0	233

200+ & 30+

Crosby recorded 229 tackles and 37.5 sacks through 2022. He was the second player in franchise history (since 1982) to reach 30.0+ sacks and 200+ tackles in their first four seasons. He is also the 22nd player in the NFL since 1987 to accomplish the feat and the first since 2020 (T.J. Watt).

200+ TACKLES AND 30.0+ SACKS IN FIRST FOUR SEASONS

Player	Years	Sacks	Tackles
Maxx Crosby	***2019-22***	***37.5***	***229***
Khalil Mack	2014-16	40.5	304

YEAR 4 TOTALS

A look below shows where Crosby's sacks rank in franchise history through his first four seasons as a Raider:

--- RAIDERS SACK LEADERS THROUGH FIRST FOUR SEASONS---

Rank	Player	Years	Sacks
1.	Bill Pickel	1983-86	42.5
2.	Anthony Smith	1991-94	42.0
3.	Khalil Mack	2014-17	40.5
4.	Greg Townsend	1983-86	39.0
5.	***Maxx Crosby***	***2019-22***	***37.5***
6.	Sean Jones	1984-87	31.0



SINGLE-GAME SACKS

Crosby set a Raiders rookie record with four sacks in Week 11 of 2019, a mark that is tied for second-most in NFL history among rookies.

----- RAIDERS SINGLE-GAME SACK LEADERS -----

Rank	Player	Year	SACKS
1t.	Howie Long	1983	5.0
1t.	Khalil Mack	2015	5.0
3t.	***Maxx Crosby***	***2019***	***4.0***
3t.	Anthony Smith	1992	4.0
3t.	Anthony Smith	1993	4.0
3t.	Kamerion Wimbley	2011	4.0
7t.	Howie Long	1982	3.5
7t.	Bill Pickel	1984	3.5
7t.	Greg Townsend	1989	3.5
10t.	***Maxx Crosby***	***2023***	***3.0***
10t.	***Maxx Crosby***	***2021***	***3.0***

----- NFL ROOKIE SINGLE-GAME SACK LEADERS -----

Rank	Player	Year	SACKS
1.	Leslie O'Neil	1986	5.0
2t.	***Maxx Crosby***	***2019***	***4.0***
2t.	Cornelius Bennett	1987	4.0
2t.	Brian Orakpo	2009	4.0
5t.	Sean McInerney	1987	3.5
5t.	Kendall Reyes	2012	3.5
5t.	Jason Jones	2008	3.5

----- RAIDERS ROOKIE SINGLE-GAME SACK LEADERS -----

Rank	Player	Year	SACKS
1.	***Maxx Crosby***	***2019***	***4.0***
2.	Greg Townsend	1983	3.0
3.	Clelin Ferrell	2019	2.5
4.	Khalil Mack	2014	2.0

TOP OF THE CLASS

As a rookie in 2019, Crosby ranked second in his draft class in sacks (10.5), first in forced fumbles (four) and sixth in tackles (46). His prolific rookie campaign ranks among the best in franchise history. Became just the second rookie in franchise history to record 10 sacks in a season and the fifth rookie in NFL history since at least 2000 to record double-digit sacks and at least four forced fumbles in their rookie campaign. The chart below shows how he compares to the 2019 draft class:

Category	Crosby	2019 Class Rank
Sacks	41.5	2nd
Forced Fumbles	7	T-5th
Multi-Sack Games	9	2nd

Crosby became just the fourth player in franchise history who was drafted by the club in the fourth round or later to record double-digit sacks in a single season, joining Greg Townsend, Rod Martin and Rod Coleman.

ALL-TIME RAIDERS ROOKIES

As a rookie in 2019, **Crosby** became just the second rookie in franchise history to record 10 sacks in a season

----- RAIDERS ROOKIE SACK LEADERS -----

Rank	Player	Year	Sacks
1.	Greg Townsend	1983	10.5
2.	***Maxx Crosby***	***2019***	***10.0***
3.	Aaron Wallace	1990	9.0
4.	Bill Pickel	1983	6.0
5.	Scott Davis	1988	5.5



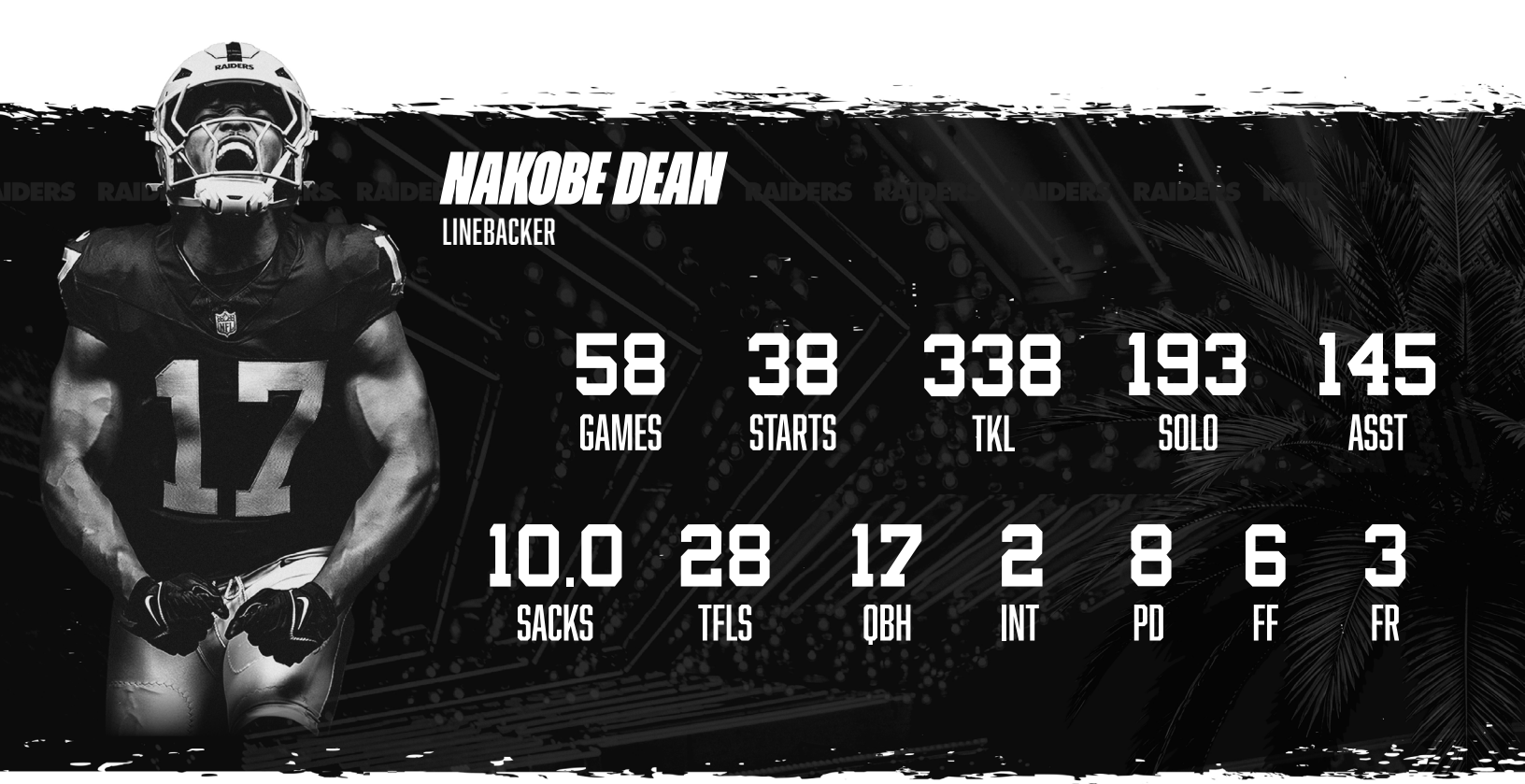

NAKOBE DEAN

LINEBACKER

58	38	338	193	145
GAMES	STARTS	TKL	SOLO	ASST

10.0	28	17	2	8	6	3
SACKS	TFLS	QBH	INT	PD	FF	FR

GETTING TO THE QB

LB Nakobe Dean has racked up 9.5 sacks since the beginning of 2024, the fifth most among linebackers in the NFL over that span.



MOST SACKS SINCE 2024 (LBs)

PLAYER	SACKS
ERIC WILSON	13.5
BLAKE CASHMAN	11.0
KADEN ELLISS	10.5
FRANKIE LUVU	10.0
NAKOBE DEAN	9.5
LAVONTE DAVID	9.0
ZACK BAUN	9.0
JUSTIN STRNAD	8.0

Dean has recorded 33 QB pressures on just 131 pass rush snaps since the start of 2024. His 25.2% pressure rate is the fourth best mark in the NFL among LBs (min. 100 PR att).

HIGHEST PRESSURE RATE AMONG LBs - SINCE 2024 (Min. 100 attempts)

Rank	Player	PRush Att	Pressures	Rate
1.	Ivan Pace Jr.	152	43	28.3%
2.	DeMarvion Overshown	109	29	26.6%
3.	Devin Lloyd	193	49	25.4%
4.	***Nakobe Dean***	***131***	***33***	***25.2%***
5.	Jordyn Brooks	200	49	24.5%

TACKLE MACHINE

Dean is up to 119 tackles in 2026, the most in the NFL.

TACKLE LEADERS - 2026

Rank	Player	Team	Tkls
1.	**Nakobe Dean**	**LV**	**119**
2.	Alex Singleton	DEN	118
3.	Carson Schwesinger	CLE	102
4.	Ernest Jones	SEA	98
5.	Jamien Sherwood	NYJ	97

Dean now has seven games with 10+ tackles in 2026, the most in the NFL.

GAMES WITH 10+ TACKLES -2026 SEASON

Rank	Player	Team	Games
1.	***Nakobe Dean***	***LV***	***7***
2t.	Carson Schwesinger	CLE	6
2t.	Alex Singleton	DEN	6
4t.	Nick Bolton	KC	5
4t.	Fred Warner	SF	5
4t.	Jacob Rodriguez	MIA	5

Dean has seven games of 12+ tackles this season, the most in the NFL and tied for the most in a single season in Raiders history.

GAMES WITH 12+ TACKLES IN A SEASON - RAIDERS HISTORY

Rank	Player	Season	Games
1t.	Denzel Perryman	2021	7
1t.	***Nakobe Dean***	***2026***	***7***
3t.	Devin White	2025	4
3t.	Kirk Morrison	2008	4

RAIDERS HISTORY

Dean posted a season-high 18 tackles in Week 9, tied for the second most tackles in a single game in Raiders history.

MOST TACKLES IN A SINGLE GAME - RAIDERS HISTORY

Rank	Player	Pos.	Date	Opp.	Tkls
1.	Devin White	LB	12/14/25	PHI	19
2t.	Greg Biekert	LB	11/10/96	TB	18
2t.	Elandon Roberts	LB	10/19/25	KC	18
2t.	***Nakobe Dean***	***LB***	***11/08/26***	***SF***	***18***
5.	Jeremy Chinn	S	11/30/25	LAC	17

SEE BALL GET BALL

Dean has now forced three fumbles in 2026, tied for the sixth most in the NFL.

MOST FORCED FUMBLES - 2026

No.	Player	Team	FF
1.	David Bailey	NYJ	6
2.	Fred Warner	SF	5
3t.	Quincy Williams	CLE	4
3t.	Jalen Carter	PHI	4
3t.	Quinnen Williams	DAL	4
6t.	***Nakobe Dean***	***LV***	***3***
6t.	Jamel Dean	PIT	3
6t.	K'Lavon Chaisson	WAS	3
6t.	Greg Rousseau	BUF	3
6t.	Jessie Bates	ATL	3
6t.	Nate Landman	LAR	3
6t.	Justin Walley	IND	3
6t.	Carson Schwesinger	CLE	3
6t.	Jamien Sherwood	NYJ	3
6t.	Will Lee III	CAR	3

Dean forced a fumble in each of the first three games this season, the first NFL player with a forced fumble in three straight games to start a season since Khalil Mack, who did so in each of his first four games in 2018.

STREAK OF GAMES WITH A FF TO START A SEASON - SINCE 2000

Rank	Player	Season	Games
1.	Khalil Mack	2018	4
2t.	***Nakobe Dean***	***2026***	***3***
2t.	Chris Harris	2007	3

SEE BALL GET BALL

Dean has also recorded 13 run stuffs in 2026, the most in the NFL among linebackers. Run stuffs are defined as tackles stopping runs for a loss or no gain.

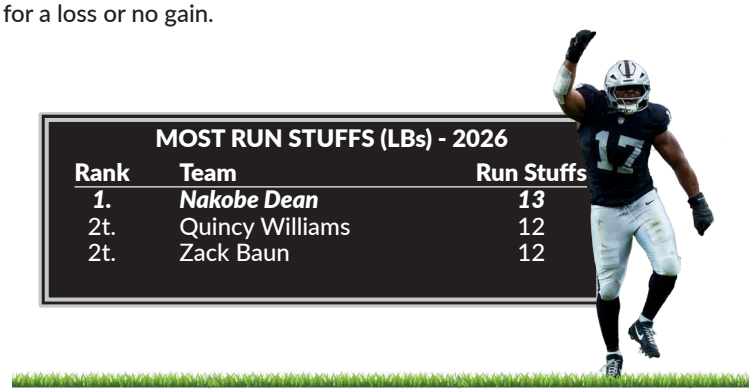

MOST RUN STUFFS (LBs) - 2026

Rank	Team	Run Stuffs
1.	***Nakobe Dean***	***13***
2t.	Quincy Williams	12
2t.	Zack Baun	12



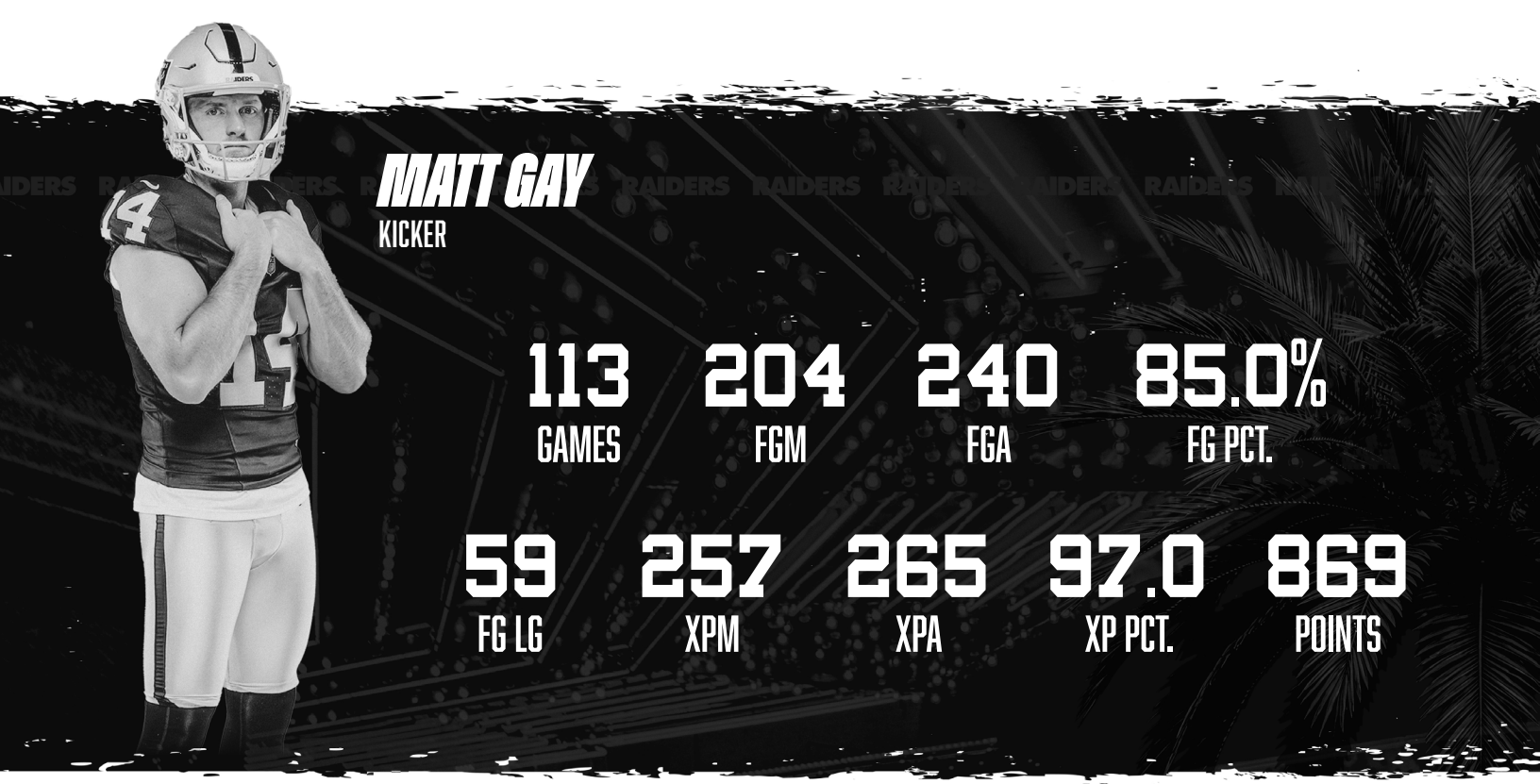

MATT GAY
KICKER

113	204	240	85.0%
GAMES	FGM	FGA	FG PCT.

59	257	265	97.0	869
FG LG	XPM	XPA	XP PCT.	POINTS

2026 RANKINGS

K Matt Gay has made 22-of-24 (91.7%) field goal attempts in 2026. His 22 makes are tied for the fifth most in the NFL.

MOST MADE FIELD GOALS - 2026 SEASON

Rank	Player	Team	FGM
1.	Jason Sanders	NYJ	25
2t.	Tyler Bass	BUF	24
2t.	Will Reichard	MIN	24
2t.	Spencer Shrader	IND	24
5t.	Chase McLaughlin	TB	22
5t.	Chad Ryland	ARI	22
5t.	***Matt Gay***	***LV***	***22***
5t.	Chris Boswell	PIT	22
5t.	Cam Little	JAX	22
5t.	Drew Stevens	WAS	22

Gay's 91.7% field goal percentage is tied for the fourth best mark in the NFL among kickers with at least 20 attempts.

FIELD GOAL PCT. LEADERS (MIN. 20 ATT.) - 2026 SEASON

No.	Player	FGM	FGA	FG%
1.	Chase McLaughlin	22	22	100.0%
2.	Tyler Bass	24	25	96.0%
3.	Ka'imi Fairbairn	20	21	95.2%
4t.	***Matt Gay***	***22***	***24***	***91.7%***
4t.	Chad Ryland	22	24	91.7%
4t.	Cam Little	22	24	91.7%

Gay also has seven made field goals of 40+ yards in 2026, tied for the fifth most in the NFL.

MOST MADE FIELD GOALS OF 40+ YARDS - 2026 SEASON

Rank	Player	Team	40+ FGM
1t.	Chad Ryland	ARI	9
1t.	Cam Little	JAX	9
3t.	Andre Szmyt	CLE	8
3t.	Spencer Shrader	IND	8
3t.	Will Reichard	MIN	8
5t.	***Matt Gay***	***LV***	***7***
5t.	Chase McLaughlin	TB	7
5t.	Jason Sanders	NYJ	7
5t.	Tyler Bass	BUF	7
5t.	Drew Stevens	WAS	7

MAKES SINCE 2019

Gay has made 204 field goals since entering the NFL in 2019, the fifth most in the NFL over that span.

MOST MADE FIELD GOALS - SINCE 2019

Rank	Player	Team	FGM
1.	Chris Boswell	PIT	223
2.	Daniel Carlson	NO	219
3.	Ka'imi Fairbairn	HOU	218
4.	Jason Myers	SEA	216
5.	***Matt Gay***	***LV***	***204***
6.	Harrison Butker	KC	203
7.	Nick Folk	ATL	199

10+

Gay has now scored 10+ points in three games this season, tied for the second most in the NFL. Since 2019, his 28 games of 10+ points are tied for the 12th most in the NFL over that span.

GAMES WITH 10+ POINTS - SINCE 2019

Rank	Player	Games
1t.	Justin Tucker	36
1t.	Ka'imi Fairbairn	36
3t.	Daniel Carlson	35
3t.	Chris Boswell	35
5.	Brandon McManus	32
6.	Jason Myers	31
7t.	Tyler Bass	30
7t.	Wil Lutz	30
9t.	Cairo Santos	29
9t.	Jake Elliott	29
9t.	Harrison Butker	29
12t.	***Matt Gay***	***28***
12t.	Younghoe Koo	28
12t.	Chase McLaughlin	28
12t.	Jason Sanders	28
12t.	Joey Slye	28



TONKA HEMINGWAY

DEFENSIVE TACKLE

2025 RAIDERS DRAFT PICK
(4TH ROUND, 135TH OVR)

18	28	14	14
GAMES	TKLS	SOLO	ASSISTS

5.0	7	10	4	1
SACKS	TFLS	QBH	PD	FR

KNOCK DOWN

Hemingway has recorded three passes defensed in 2026, tied for the 11th most in the NFL among defensive tackles.

PASSES DEFENSED LEADERS (DTs) - 2026

Rank	Player	Team	PD
1.	Cameron Heyward	PIT	7
2t.	Jeffrey Simmons	CHI	6
2t.	Zach Allen	DEN	6
2t.	Derrick Brown	CAR	6
2t.	Deone Walker	BUF	6
6t.	Chris Jones	KC	4
6t.	Malcolm Roach	DEN	4
6t.	Keeanu Benton	PIT	4
6t.	Grover Stewart	IND	4
6t.	Jalen Redmond	MIN	4
11t.	***Tonka Hemingway***	***LV***	***3***
11t.	DeForest Buckner	SF	3
11t.	A'Shawn Robinson	TB	3
11t.	L.J. Collier	ARI	3
11t.	Jalen Carter	PHI	3
11t.	Broderick Washington	BAL	3
11t.	Adetomiwa Adebawore	IND	3
11t.	Vita Vea	TB	3

ROOKIE SACK LEADERS

Hemingway recorded 4.0 sacks in 2025, tied for fourth most among rookies.

SACK LEADERS - 2025 ROOKIES

Rank	Player	Team	Sacks
1.	James Pearce Jr.	ATL	10.5
2.	Jalon Walker	ATL	5.5
3.	Nic Sourton	CAR	5.0
4t.	***Tonka Hemingway***	***LV***	***4.0***
4t.	Elijah Ponder	NE	4.0
4t.	Abdul Carter	NYG	4.0

FIRST 15

Hemingway has recorded 5.0 sacks in his first 15 career games, tied with Chester McGlockton (5.0) for the second most in Raiders history by a DT in his first 15 games.

MOST SACKS IN FIRST 15 GAMES - RAIDERS DTs

Rank	Player	Seasons	Sacks
1.	Roderick Coleman	1999-00	6.0
2t.	***Tonka Hemingway***	***2025-26***	***5.0***
2t.	Chester McGlockton	1992-93	5.0



INTERIOR DL

Hemingway's 4.0 sacks in 2025 are tied for the third most sacks by a rookie interior defensive linemen in Raiders history - only behind Bill Pickel (6.0) and Lamarr Houston (5.0).

ROOKIE SACK LEADERS (INTERIOR DL) - RAIDERS HISTORY

Rank	Player	Season	Sacks
1.	Bill Pickel	1983	6.0
2.	Lamarr Houston	2010	5.0
3t.	***Tonka Hemingway***	***2025***	***4.0***
3t.	Maurice Hurst Jr.	2018	4.0

RAIDERS THRU 9 GAMES

Hemingway recorded 4.0 sacks in his first nine career games. Among players in Raiders history through their first nine career games, his 4.0 sacks are tied for the third most - only behind Aaron Wallace (5.0) and Tony Bryant (4.5).

SACKS IN FIRST NINE GAMES - RAIDERS HISTORY

Rank	Player	Season	Sacks
1.	Aaron Wallace	1990	5.0
2.	Tony Bryant	1999	4.5
3t.	***Tonka Hemingway***	***2025***	***4.0***
3t.	Tommy Kelly	2004	4.0
3t.	Bill Pickel	1983	4.0
3t.	Anthony Smith	1991	4.0

BIG GAME

In Week 18 of 2025, Hemingway finished with two solo tackles, 2.0 sacks, two tackles for loss and three quarterback hits. He is the fifth Raiders rookie this century with at least 2.0 sacks in a game.

RAIDERS ROOKIES WITH 2.0+ SACKS IN A GAME - SINCE 2000

Rank	Player	Date	Sacks
1.	Maxx Crosby	11/17/19	4.0
2.	Clelin Ferrell	11/7/19	2.5
3t.	***Tonka Hemingway***	***1/4/26***	***2.0***
3t.	Khalil Mack	12/7/14	2.0
3t.	Trevor Scott	10/19/08	2.0
3t.	Trevor Scott	12/14/08	2.0

Hemingway is also now just the third rookie interior defensive linemen in Raiders history (since sacks became official in 1982) to record 2.0+ sacks in a game, joining Bill Pickel (9/4/83) and Mitch Willis (12/23/85).





ASHTON JEANTY

RUNNING BACK

2025 RAIDERS DRAFT PICK
(1ST ROUND, 6TH OVR)

28	28	400	1,434
GAMES	STARTS	RUSH	YARDS

3.6	6	106	853	9
AVG.	RUSH TD	REC	YDS	REC TD

2026 RANKINGS

RB Ashton Jeanty currently leads all running backs in the NFL in receiving yards.

RECEIVING YARDS LEADERS (RBs) - 2026 SEASON

Rank	Player	Team	Rec. Yds
1.	***Ashton Jeanty***	***LV***	***507***
2.	Christian McCaffrey	SF	444
3.	Jahmyr Gibbs	DET	404
4.	Emmett Johnson	KC	345
5.	Jaylen Warren	PIT	321

His 51 receptions are the second most in the NFL among RBs.

RECEPTIONS LEADERS (RBs) - 2026 SEASON

Rank	Player	Team	Rec.
1.	Chase Brown	CIN	52
2.	***Ashton Jeanty***	***LV***	***51***
3.	Jahmyr Gibbs	DET	45
4.	Christian McCaffrey	SF	42
5.	Kyren Williams	LAR	38

His 966 scrimmage yards rank 10th among running backs in the NFL. Jeanty also has four receiving touchdowns in 2026, tied for the most in the NFL among running backs.

SCRIMMAGE YARDS LEADERS (RBs) - 2026 SEASON

Rank	Player	Team	Scrim. Yds
1.	Jahmyr Gibbs	DET	1,502
2.	Bijan Robinson	ATL	1,207
3.	James Cook	BUF	1,173
4.	Chuba Hubbard	CAR	1,078
5.	Jaylen Warren	PIT	1,068
6.	Kenneth Walker III	KC	1,044
7.	Bucky Irving	TB	1,031
8.	Christian McCaffrey	SF	1,012
9.	Jonathan Taylor	IND	1,006
10.	***Ashton Jeanty***	***LV***	***966***

RAIDERS RBs THRU 28 GAMES

Among Raiders through 28 career games in franchise history, here is where Jeanty's numbers rank:

RUSHING YARDS IN FIRST 28 GAMES - RAIDERS HISTORY

Rank	Player	Season	Rush Yds
1.	Josh Jacobs	2019-20	2,215
2.	Bo Jackson	1987-89	2,084
3.	Marcus Allen	1982-84	1,942
4.	***Ashton Jeanty***	***2025-26***	***1,434***

YDS FROM SCRIMMAGE IN FIRST 28 GAMES - RAIDERS HISTORY

Rank	Player	Season	Scrim Yds
1.	Marcus Allen	1982-84	3,030
2.	Josh Jacobs	2019-20	2,619
3.	Bo Jackson	1987-89	2,368
4.	***Ashton Jeanty***	***2025-26***	***2,287***

RUSHING TDs IN FIRST 28 GAMES - RAIDERS HISTORY

Rank	Player	Season	Rush TD
1.	Marcus Allen	1982-84	22
2.	Josh Jacobs	2019-20	19
3.	Bo Jackson	1987-89	11
4.	Arthur Whittington	1978-80	10
5.	Clarence Davis	1971-73	8
6t.	Charlie Smith	1968-69	7
6t.	Nick Bell	1991-93	7
6t.	Latavius Murray	2014-15	7
9t.	***Ashton Jeanty***	***2025-26***	***6***
9t.	J.D. Smith	1960	6
9t.	Tony Teresa	1960	6
9t.	Darren McFadden	2008-10	6

SCRIMMAGE TDs IN FIRST 28 GAMES (RBs) - RAIDERS HISTORY (SINCE 1970)

No.	Player	Season	Total TD
1.	Marcus Allen	1982-84	28
2.	Josh Jacobs	2019-20	19
3.	***Ashton Jeanty***	***2025-26***	***15***
4.	Raymond Chester	1970-71	14

RECEIVING BACK

Jeanty now has nine receiving touchdowns since the beginning of 2025, the second most in the NFL among RBs over that span.

RECEIVING TD LEADERS (RBs) - SINCE 2025

Rank	Player	Team	Rec. TD
1.	Christian McCaffrey	SF	10
2.	***Ashton Jeanty***	***LV***	***9***
3t.	Chase Brown	CIN	7
3t.	Jahmyr Gibbs	DET	7
5t.	Travis Etienne	NO	6
5t.	RJ Harvey	DEN	6

Jeanty recorded his eighth receiving TD in his 24th career game, tying for the seventh most in the NFL since the merger (1970) among RBs in their first 24 career games.

RECEIVING TDs IN FIRST 24 GAMES (RBs) - SINCE 1970

Rank	Player	Seasons	Rec. TD
1	Kelvin Bryant	1986-88	10
2t.	De'Von Achane	2023-24	9
2t.	Gary Anderson	1985-86	8
2t.	Kareem Hunt	2017-18	9
2t.	Alvin Kamara	2017-18	9
2t.	Christian McCaffrey	2017-18	9
7t.	***Ashton Jeanty***	***2025-26***	***8***
7t.	Chuck Foreman	1973-75	8
7t.	Leroy Hoard	1990-91	8
7t.	Edgerrin James	1999-00	8

Jeanty now has with 106 receptions, the fifth most in the NFL among running backs since the start of 2025.

RECEPTIONS LEADERS (RBs) - SINCE 2025

Rank	Player	Team	Rec.
1.	Christian McCaffrey	SF	144
2.	Jahmyr Gibbs	DET	122
3.	Chase Brown	CIN	121
4.	Bijan Robinson	ATL	114
5.	***Ashton Jeanty***	***LV***	***106***
6.	Kenny Gainwell	TB	92

His 106 receptions in his first 28 games are the second most among Raiders running backs in their first 28 career games.

RECEPTIONS IN FIRST 28 GAMES (RBs) - RAIDERS HISTORY

Rank	Player	Season	Rec.
1.	Marcus Allen	1982-84	120
2.	***Ashton Jeanty***	***2025-26***	***106***
3.	Jon Ritchie	1998-99	63
4.	Darren McFadden	2008-10	60
5.	Josh Jacobs	2019-20	53

100-YARD GAMES

Jeanty notched his third career game with 100+ rushing yards in Week 1 - his 18th career game. His three 100-yard games are the third most in Raiders history among RBs in their first 18 career games - only behind Josh Jacobs (5) and Marcus Allen (4). He was also one of just seven running backs so far to record 100+ rushing yards in Week 1 this season.

100-YARD GAMES IN FIRST 18 GAMES - RAIDERS HISTORY

Rank	Player	Seasons	Games
1.	Josh Jacobs	2019	5
2.	Marcus Allen	1982-83	4
3.	***Ashton Jeanty***	***2025-26***	***3***
4t.	Kenny King	1980	2
4t.	Latavius Murray	2014-15	2

TWO PIECE

Jeanty notched his second career game with multiple receiving touchdowns. Jeanty is the first running back in Raiders history to record two games with multiple receiving touchdowns in his first 20 career games.

Jeanty is also just the eighth RB in NFL history to record two games with multiple receiving touchdowns within his first 20 career games - just the second since the AFL/NFL Merger in 1970, joining Bill Jones (1990).

GAMES WITH 2+ REC. TDs (FIRST 20 GAMES) - RBs in NFL HISTORY

Rank	Player	Seasons	Games
1t.	Ossie Wiberg	1927-28	2
1t.	Gibby Welch	1928-29	2
1t.	Steve Bagarus	1945-46	2
1t.	Billy Hillenbrand	1946-47	2
1t.	Doak Walker	1950-51	2
1t.	Dan Reeves	1966	2
1t.	Bill Jones	1990	2
1t.	***Ashton Jeanty***	***2025-26***	***2***

HE CAN DO IT ALL

In Week 1, Jeanty notched his second career game with 100+ rush yards and 2+ receiving touchdowns, tied with Christian McCaffrey and Brian Westbrook for the most such games in NFL history.

GAMES WITH 100+ RUSH YDS & 2+ REC. TD - NFL HISTORY

Rank	Player	Seasons	Games
1t.	***Ashton Jeanty***	***2025-26***	***2***
1t.	Brian Westbrook	2007-08	2
1t.	Christian McCaffrey	2023-25	2



2025 LEADERS

Jeanty finished his rookie season with 975 rushing yards, the most in the NFL among rookie running backs.

ROOKIE RUSHING LEADERS - 2025

Rank	Player	Team	Rush Yds
1.	***Ashton Jeanty***	***LV***	***975***
2.	TreVeyon Henderson	NE	911
3.	Quinshon Judkins	CLE	827
4.	Jacory Croskey-Merritt	WAS	805
5.	Kyle Monangai	CHI	783

He also finished with 1,321 total yards from scrimmage, the most in the NFL among rookies at all positions.

SCRIMMAGE YARDS AMONG ROOKIES - 2025

No.	Player	Scrim Yds	Rush Yds	Rec Yds
1.	***Ashton Jeanty***	***1,321***	***975***	***346***
2.	TreVeyon Henderson	1,132	911	221
3.	Tetairoa McMillan	1,014	0	1,014
4.	Quinshon Judkins	998	827	171
5.	Emeka Egbuka	947	9	938

His five receiving touchdowns ranked tied for third most in the NFL among running backs.

RECEIVING TOUCHDOWNS AMONG RBs - 2025

Rank	Player	Team	Rec. TD
1.	Christian McCaffrey	SF	7
2.	Travis Etienne Jr.	JAX	6
3t.	***Ashton Jeanty***	***LV***	***5***
3t.	RJ Harvey	DEN	5
3t.	Chase Brown	CIN	5
3t.	Jahmyr Gibbs	DET	5

Among running backs in the NFL, his 55 receptions ranked seventh and his 346 receiving yards ranked 10th.

RAREFIED AIR

Jeanty is now one of only two rookies in NFL history to record 800+ rushing yards, 5+ rushing touchdowns and 5+ receiving touchdowns.

800+ SCRIM YDS, 5+ RUSH TDS & 5+ REC. TDS IN ROOKIE SEASON

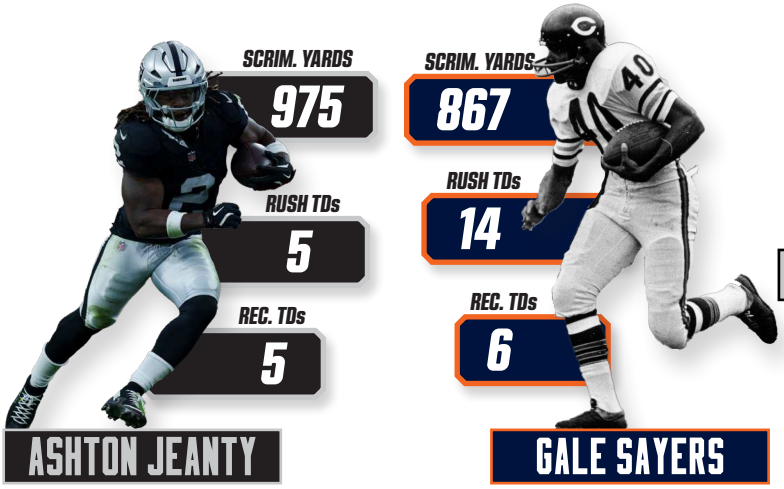

GIVE HIM FIVE

Jeanty is now the fifth player in NFL history to record five rushing touchdowns and five receiving touchdowns in his rookie season.

5+ RUSH TDs & 5+ REC. TDs AS A ROOKIE - NFL HISTORY

No.	Player	Season	Rush TDs	Rec. TDs
1.	***Ashton Jeanty***	***2025***	***5***	***5***
2.	Alvin Kamara	2017	8	5
3.	Gale Sayers	1965	14	6
4.	Charley Taylor	1964	5	5
5.	Doak Walker	1950	5	6

He is also now the fifth rookie running back in the NFL since 1970 to record five receiving touchdowns.

MOST RECEIVING TDs AS A ROOKIE RB - SINCE 1970

Rank	Player	Season	Rec TD
1t.	***Ashton Jeanty***	***2025***	***5***
1t.	RJ Harvey	2025	5
1t.	Christian McCaffrey	2017	5
1t.	Alvin Kamara	2017	5
1t.	Bill Jones	1990	5

BIG PLAY JEANTY

With his 60-yard receiving touchdown and 51-yard rushing touchdown in Week 16, Jeanty is now the fourth rookie in NFL history with a 50+ yard receiving TD and 50+ yard rushing TD in the same game.

50+ YARD RUSH TD & 50+ YD REC. TD IN A GAME (NFL ROOKIES)

No.	Player	Date	50+ Rush TD	50+ Rec TD
1.	***Ashton Jeanty***	***12/21/25***	***1***	***1***
2.	Clinton Portis	12/15/02	1	1
3.	Jimmy Thomas	12/6/69	1	1
4.	Gale Sayers	12/12/65	1	1

OVER THE CENTURY MARK

Jeanty notched his second career game of 100+ rushing yards in Week 16, becoming one of three RBs in Raiders history to record multiple games of 100+ rushing yards in their rookie season, joining Josh Jacobs and Marcus Allen.

GAMES WITH 100+ RUSHING YARDS AS A ROOKIE

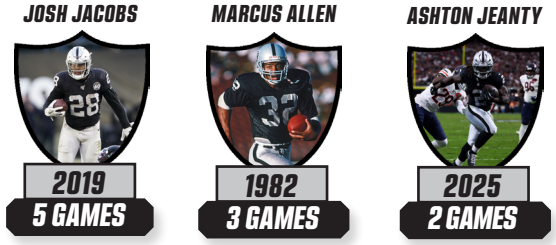

STANDOUT PERFORMANCE

In Week 16, Jeanty finished with 188 total yards from scrimmage and two touchdowns, including 128 rushing yards and one rushing touchdown on 24 carries (5.3 avg.) and one catch for 60 yards and a touchdown.

Jeanty's 188 yards from scrimmage were the second most by a Raiders rookie all-time, only behind Bo Jackson.

MOST SCRIMMAGE YARDS IN A GAME - RAIDERS ROOKIES

No.	Player	Date	Opp.	Scrim Yds
1.	Bo Jackson	11/30/87	SEA	235
2.	***Ashton Jeanty***	***12/21/25***	***HOU***	***188***
3.	Michael Bush	12/28/08	TB	183
4.	Marcus Allen	09/12/82	SF	180

MULTI-PURPOSE BACK

Jeanty is now the third player in NFL history with 50 receptions, five rushing touchdowns and five receiving touchdowns in his rookie year, joining Alvin Kamara and Pro Football Hall of Famer Charley Taylor.

ROOKIES WITH 50 REC, 5+ REC TD & 5+ RUSH TD

Rank	Player	Season	Rec.	Rec TD	Rush TD
1.	***Ashton Jeanty***	***2025***	***52***	***5***	***5***
2.	Alvin Kamara	2017	81	5	8
3.	Charley Taylor	1964	53	5	5

TOUGH TACKLE

RB Ashton Jeanty forced 71 missed tackles in 2025, tied for the fourth most among running backs this season.

FORCED MISSED TACKLES. - 2025



ABOVE AVERAGE

Jeanty averaged 6.6 yards per carry in Week 4, the third best mark by a rookie in a single game in Raiders history (min. 20 att.) - the best since 2008

HIGHEST RUSHING AVERAGE IN A GAME -RAIDERS ROOKIE

No.	Player	Date	Rush	Rush Yds	Avg.
1.	Darren McFadden	9/14/08	21	164	7.8
2.	Larry Todd	11/7/65	20	149	7.5
3.	***Ashton Jeanty***	***9/28/25***	***21***	***138***	***6.6***
4.	Marcus Allen	12/5/82	24	156	6.5
5.	Marcus Allen	12/5/82	20	126	6.3

DO-IT-ALL BACK

Jeanty recorded five receiving touchdowns in his rookie season, the most receiving touchdowns among rookie running backs in Raiders history.

RECEIVING TDs AMONG RBs - RAIDERS ROOKIES

Rank	Player	Season	Rec. TDs
1.	***Ashton Jeanty***	***2025***	***5***
2.	Marcus Allen	1982	3
3t.	Charley Fuller	1961	2
3t.	Jalen Richard	2016	2
3t.	Bo Jackson	1987	2
3t.	Nyle McFarlane	1960	2
3t.	Charlie Smith	1968	2

125+ & 60+

Jeanty had 128 rushing yards and 60 receiving yards in Week 16, the first rookie in Raiders history to have 125+ rush yards and 60+ receiving yards in a game and the first rookie in the NFL to accomplish the feat since 2018.

125+ RUSH YDS & 60+ REC. YDS IN A GAME (ROOKIES SINCE 2016)

No.	Player	Date	Rush Yds	Rec Yds
1.	***Ashton Jeanty***	***12/21/25***	***128***	***60***
2.	Saquon Barkley	10/11/18	130	99
3.	Kareem Hunt	09/17/17	148	98

100+

Jeanty set career highs with 21 rushes for 138 yards (6.6 avg.) and one touchdown, along with two catches for 17 yards and two touchdowns in Week 4.

Jeanty notched his first 100-yard game in his fourth career game. Jeanty becomes just the third player in Raiders history to rush for 100+ yards in his first four career games as a rookie - joining Marcus Allen (1982) and Darren McFadden (2008).



HAT TRICK

Jeanty recorded two receiving touchdowns and one rushing touchdown in Week 4. He is only the third rookie running back in Raiders history to record 3+ scrimmage TDs in a single game.

3+ SCRIMMAGE TDs IN A SINGLE GAME - RAIDERS ROOKIES

No.	Player	Date	Total TD	Rush TD	Rec. TD
1.	***Ashton Jeanty***	***9/28/25***	***3***	***1***	***2***
2.	Bo Jackson	11/30/87	3	3	0
3.	Marcus Allen	12/18/82	3	3	0

STAT SHEET STUFFER

After his performance in Week 4, Jeanty became the fifth player in Raiders history to have a game with 2+ receiving TDs and 1+ rushing TD.

2+ REC. TD & 1+ RUSH TD IN A GAME - RAIDERS HISTORY

No.	Player	Date	Rush TD	Rec TD
1.	***Ashton Jeanty***	***9/28/25***	***1***	***2***
2.	Harvey Williams	11/16/97	2	2
3.	Hewritt Dixon	10/16/66	1	2
4.	Billy Cannon	11/22/64	1	2
5.	Clem Daniels	9/19/64	1	2

He is also just the eighth NFL rookie since 1980 to have a game with 2+ receiving touchdowns and 1+ rushing touchdown.

2+ REC. TD & 1+ RUSH TD IN A GAME - ROOKIES SINCE 1960

No.	Player	Date	Rush TD	Rec TD
1.	***Ashton Jeanty***	***9/28/25***	***1***	***2***
2.	De'Von Achane	9/24/23	2	2
3.	Chase Claypool	10/11/20	1	3
4.	Kareem Hunt	9/7/17	1	2
5.	Joey Galloway	11/12/95	1	2
6.	Lynn Cain	10/14/79	1	2
7.	Gale Sayers	10/17/65	1	2
8.	Abner Haynes	11/6/60	1	2



TARON JOHNSON

CORNERBACK

2023 AP ALL-PRO
2ND TEAM SELECTION

GAMES	STARTS	TKL	SOLO	ASST	TFL
124	96	606	434	172	24

SACKS	QBH	INT	PD	INT TD	FF	FR	FR TD
8.5	14	6	50	2	9	3	1

LOCKDOWN

Johnson allowed just 392 passing yards to opponents when targeted in 2025 (60 targets), the sixth fewest in the NFL among cornerbacks with at least 60 targets.

FEWEST PASS YARDS ALLOWED (CBs)- 2025



Johnson also allowed just a 65.0% completion percentage when targeted in 2025, the fourth lowest rate allowed among slot corners with at least 60 targets.

LOWEST COMP. PCT. ALLOWED - SLOT CBs IN 2025

Rank	Player	Targets	Rec.	Comp%
1.	Ja'Quan McMillian	80	48	60.0%
2.	Cooper DeJean	81	49	60.5%
3.	Kenny Moore	65	40	61.5%
4.	***Taron Johnson***	***60***	***39***	***65.0%***
5.	Dee Alford	75	49	65.3%

DO-IT-ALL CB

Since entering the NFL in 2018, **CB Taron Johnson** has recorded 8.5 sacks, tied for the fourth most in the NFL among cornerbacks.

MOST SACKS SINCE 2018 - CBs

Rank	Player	Sacks
1.	Kenny Moore II	11.5
2.	Ja'Quan McMillian	10.0
3.	Jourdan Lewis	9.5
4t.	***Taron Johnson***	***8.5***
4t.	Logan Ryan	8.5
6.	Alontae Taylor	8.0
7t.	Mike Hilton	7.5
7t.	Derwin James	7.5

Johnson is also just one of six defensive backs in the NFL to record 600+ tackles, 5+ forced fumbles, 5+ interceptions and 5.0+ sacks since 2018.



DYLAN LAUBE

RUNNING BACK

2024 RAIDERS DRAFT SELECTION
(6TH ROUND, 208TH OVERALL)

38	1	13	18	1.4	1
GAMES	STARTS	RUSH	RUSH YDS	AVG.	RUSH TD

7	33	71	1,975	27.8	1
REC	REC YDS	KR	KR YDS	AVG.	KR TD

KICKOFF RETURNS

Laube has returned 32 kickoffs for 956 yards (29.9 avg.) and one touchdown. His 29.9 yards per kickoff return average ranks second in the NFL.

KICKOFF RETURN AVERAGE - 2026 SEASON

Rank	Player	KR	Yards	Avg.
1.	Ray Davis	13	391	30.1
2.	***Dylan Laube***	***32***	***956***	***29.9***
3.	Seth McGowan	29	847	29.2
4.	Ameer Abdullah	19	549	28.9

Laube has recorded six kickoff returns of 40+ yards in 2026, the most in the NFL.

KICKOFF RETURNS OF 40+ YARDS - 2026

Rank	Player	Team	40+ KR
1.	***Dylan Laube***	***LV***	***6***
2t.	Barion Brown	NO	4
2t.	Seth McGowan	IND	4

Laube owns seven career kickoff returns of 40+ yards, which is the third most in the NFL since 2024.

KICKOFF RETURNS OF 40+ YARDS - SINCE 2024

Rank	Player	40+ KR
1t.	KaVontae Turpin	8
1t.	Ray Davis	8
3.	***Dylan Laube***	***7***

He also ranks second in the NFL with a 27.8 kickoff return average since the NFL introduced the new kickoff rules in 2024 (min. 60 KR).

KICKOFF RETURN AVERAGE - SINCE 2024

Rank	Player	KR	Yards	Avg.
1.	KaVontae Turpin	122	3413	28.0
2.	***Dylan Laube***	***71***	***1975***	***27.8***
3.	Malik Washington	60	1620	27.0

HOUSE CALL

Laube broke free and returned a kickoff 95 yards for a touchdown in Week 8. Laube is the first player in the NFL with a kickoff return touchdown in 2026. He became the first Raiders player with a kickoff return touchdown since 2011.

KICKOFFS RETURNED FOR A TD - RAIDERS SINCE 2000

Rank	Player	Date	Opp.	Yards
1.	***Dylan Laube***	***11/01/26***	***NYJ***	***95***
2.	Jacoby Ford	10/16/11	CLE	101
3.	Jacoby Ford	11/7/10	KC	94
4.	Jacoby Ford	11/28/10	MIA	101
5.	Jacoby Ford	12/26/10	IND	99
6.	Justin Miller	12/4/08	LAC	92
7.	Justin Miller	12/14/08	NE	91
8.	Doug Gabriel	12/28/03	LAC	85
9.	Terry Kirby	9/15/02	PIT	96
10.	Terry Kirby	11/11/01	SEA	90
11.	David Dunn	11/26/00	ATL	88





TYLER LINDERBAUM

CENTER

77 GAMES

77 STARTS

4 FR

3X PRO BOWL SELECTION (2023, 2024, 2025)

HOLDING THE LINE

C Tyler Linderbaum held opposing defenders for an average of 3.63 seconds before allowing a pressure in 2025, the fourth-longest time to pressure allowed among centers (min. 500 pass block snaps).

LONGEST TIME TO PRESSURE (CENTERS) - 2025 SEASON

Rank	Player	PB Snaps	TTP
1.	Creed Humphrey	686	4.31
2.	Connor McGovern	550	3.70
3.	Drew Dalman	643	3.68
4.	***Tyler Linderbaum***	***509***	***3.63***
5.	Lloyd Cushenberry	566	3.62



PRIMARY PROTECTOR

Linderbaum has allowed just a 5.2% QB pressure rate since 2022 on 2,539 career pass-blocking snaps, the fifth lowest pressure rate allowed among offensive linemen (min. 2,000 PB snaps).

QB PRESSURE % SINCE 2022 - OL



PLAYER	PB SNAPS	QBP% ALLOWED
CREED HUMPHREY	3,114	3.4%
QUINN MEINERZ	2,670	4.8%
TYLER BIADASZ	2,192	4.8%
JAKE BRENDEL	2,558	4.8%
TYLER LINDERBAUM	**2,539**	**5.2%**
BEN POWERS	2,402	5.2%
TED KARRAS	3,175	5.3%
ELGTON JENKINS	2,217	5.5%

Linderbaum has allowed just 131 QB pressures since 2022 despite blocking 1-on-1 in 42.8% of his snaps over that span, the second-highest 1-on-1 rate in the NFL among centers (min. 2,000 PB snaps).

HIGHEST 1-on-1 RATE (CENTERS) - SINCE 2022

Rank	Player	PB Snaps	1-on-1	1-on-1%
1.	Josh Myers	2,698	1,180	43.7%
2.	***Tyler Linderbaum***	***2,539***	***1,086***	***42.8%***
3.	Aaron Brewer	2,095	880	42.0%
4.	Creed Humphrey	3,099	1,273	41.1%
5.	Bradley Bozeman	2,194	849	38.7%



HEZEKIAH MASSES

CORNERBACK

2026 RAIDERS DRAFT SELECTION
(5TH ROUND, 175TH OVERALL)

11	5
GAMES	STARTS

33	20	13	1	3	7
TKL	SOLO	ASST	TFL	INT	PD

TRIPLE THREAT

Masses now has three interceptions in 2026, tied for the eighth most in the NFL.

INTERCEPTION LEADERS - 2026

Rank	Player	Team	INT
1.	Xavier McKinney	GB	6
2.	Amani Hooker	BUF	5
3t.	Alex Anzalone	TB	4
3t.	Byron Murphy	MIN	4
3t.	Jevon Holland	NYG	4
3t.	Zyon McCollum	TB	4
3t.	Renardo Green	SF	4
8t.	***Hezekiah Masses***	***LV***	***3***
8t.	Denzel Ward	CLE	3
8t.	Jourdan Lewis	JAX	3
8t.	Rasul Douglas	WAS	3
8t.	Devin Lloyd	CAR	3
8t.	Quentin Lake	LAR	3
8t.	Jordan Battle	CIN	3
8t.	Evan Williams	GB	3
8t.	Travis Hunter	JAX	3
8t.	Michael Taaffe	MIA	3

Masses was the first Raiders rookie all-time with 3+ interceptions through 3 career games.

MOST INTERCEPTIONS THRU 3 GAMES - RAIDERS ROOKIES

Rank	Player	Season	INT
1.	***Hezekiah Masses***	***2026***	***3***
2t.	Bill Budness	1964	2
2t.	Neal Colzie	1975	2
2t.	Matt Millen	1980	2
2t.	Tommy Morrow	1962	2

He was also the first NFL rookie with 3+ INTs through three career games since Carolina's Donte Jackson in 2018 (also 3).

TIGHT COVERAGE

Masses has averaged 3.4 yards of separation in coverage this season, the third-tightest coverage among CBs in the NFL (min. 25 targets).

AVERAGE COVERAGE SEPARATION (CBs) - 2026

Rank	Player	Team	Cov Sep
1.	Tyson Campbell	CLE	3.1
2.	Deonte Banks	NYG	3.2
3.	***Hezekiah Masses***	***LV***	***3.4***
4.	Mansoor Delane	KC	3.5
5.	Greg Newsome II	NYG	3.5

DOUBLE TROUBLE

In Week 2, his first career start, Masses recorded two interceptions. Masses became the seventh rookie in Raiders history to record two interceptions in a game - the first since 1979 (Henry Williams).

MULTIPLE INTs IN A GAME (ROOKIE) - RAIDERS HISTORY

No.	Player	Date	Opp.	INT
1.	Charlie Phillips	12/8/75	DEN	3
2.	***Hezekiah Masses***	***9/20/26***	***LAC***	***2***
3.	Henry Williams	11/25/79	DEN	2
4.	George Atkinson	11/28/68	BUF	2
5.	Rodger Bird	12/3/66	NYJ	2
6.	Bill Budness	9/19/64	HOU	2
7.	Tommy Morrow	11/4/62	NYT	2

He also added one tackle for loss in the game, becoming the first rookie defensive back in Raiders history to record two interceptions and a tackle for loss in a single game (since 1999). He is just the sixth DB in the NFL to accomplish the feat since 1999 - the first since Beanie Bishop in Week 7 of 2024.

2+ INTs & 1 TFL IN A GAME (ROOKIES) - SINCE 1999

No.	Player	Date	TFL	INT
1.	***Hezekiah Masses***	***9/20/26***	***1***	***2***
2.	Beanie Bishop	10/20/24	1	2
3.	Jalen Pitre	9/25/22	2	2
4.	Marcus Williams	12/31/17	1	2
5.	Chris Borland	11/16/14	2	2
6.	Zach Brown	12/30/12	1	2



FERNANDO MENDOZA

QUARTERBACK

2026 RAIDERS DRAFT SELECTION
(1ST ROUND, 1ST OVERALL)

3	2	11	47	1
GAMES	STARTS	RUSH	RUSH YDS	RUSH TD

74	41	55.4%	458	3	1	81.9
ATT	COMP	COMP%	YDS	TD	INT	RATE

GOOD START

Mendoza posted three passing touchdowns in his second career start. He is the third Raiders rookie QB in his first two starts (since 1970) to record 3+ passing touchdowns in a single game, joining Matt McGloin (Week 11 of 2013) and Todd Marinovich (Week 17 of 1991).

3+ PASS TDs IN A GAME (FIRST 2 STARTS)
RAIDERS SINCE 1970

No.	Player	Date	Opp.	Pass TDs
1.	***Fernando Mendoza***	***11/22/26***	***DEN***	***3***
2.	Todd Marinovich	11/22/26	KC	3
3.	Matt McGloin	11/17/13	HOU	3

Mendoza is also just the fourth player in the NFL since 1970 to be drafted 1st overall in the NFL Draft and throw for 3+ touchdowns in one of his first two starts.

3+ PASS TDs IN A GAME (FIRST 2 STARTS)
SINCE 1970

No.	Player	Date	Team	Pass TDs
1.	***Fernando Mendoza***	***11/22/26***	***LV***	***3***
2.	Joe Burrow	9/17/20	CIN	3
3.	Trevor Lawrence	9/12/21	JAX	3
4.	Jared Goff	11/27/16	LAR	3

Mendoza threw a 68-yard touchdown pass to RB Ashton Jeanty in Week 11. Mendoza's 68-yard touchdown pass is now the longest TD pass by any player who threw their first NFL TD with the Raiders, passing Marc Wilson (61 yards). It was also the longest first-career TD pass by a rookie since Jake Luton had a 73-yard TD pass in Week 9 of 2020



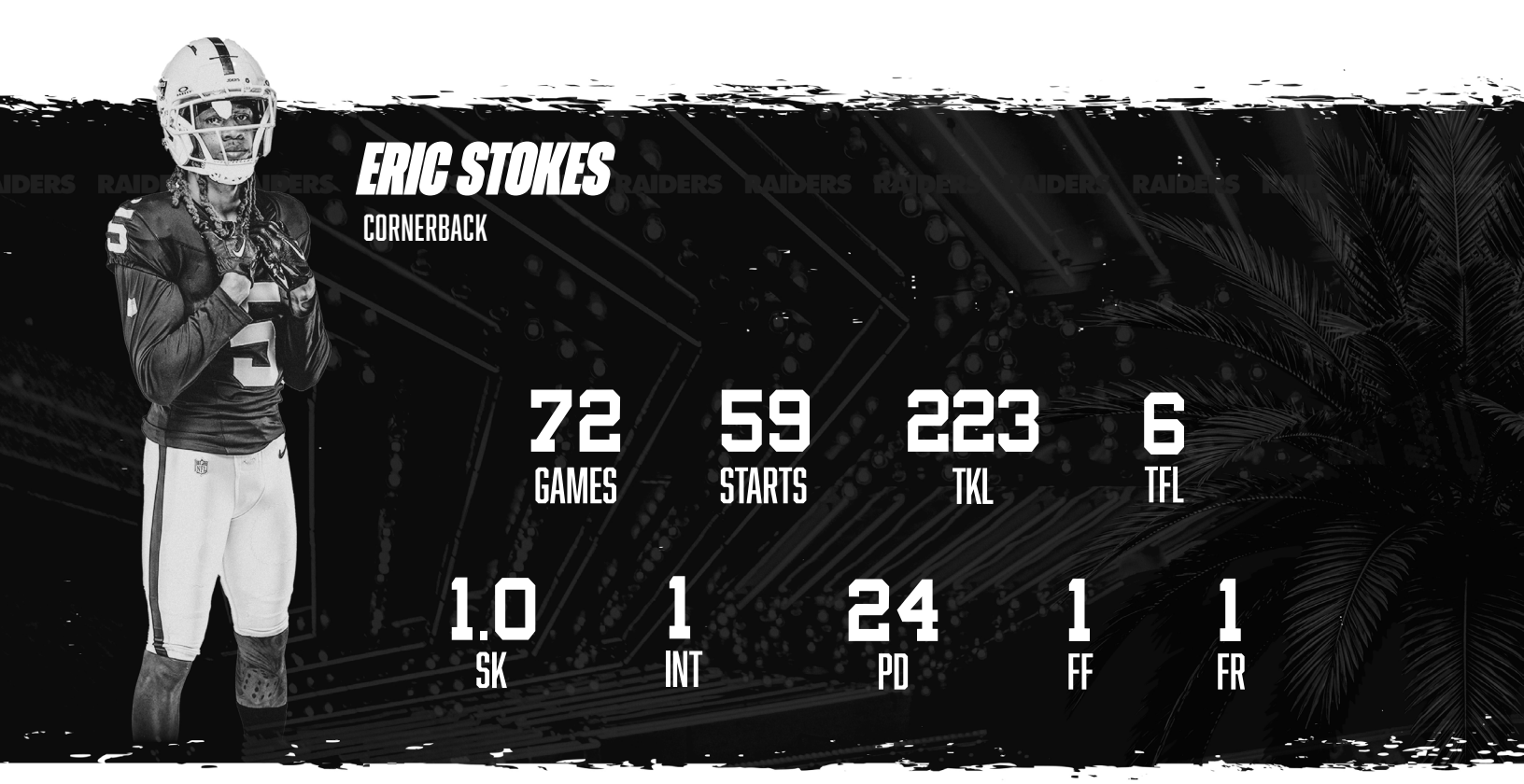

ERIC STOKES

CORNERBACK

72	59	223	6
GAMES	STARTS	TKL	TFL

1.0	1	24	1	1
SK	INT	PD	FF	FR

TOUGH COVERAGE

Stokes averages 4.3 average yards of separation in coverage in 2026, the eighth fewest among CBs in the NFL (min. 50 targets).

TIGHTEST SEPARATION IN COVERAGE (CBs) - 2026 SEASON

Rank	Player	Team	Cov Sep
1.	Deonte Banks	NYG	3.2
2.	Nohl Williams	KC	3.6
3.	Roger McCreary	DET	3.9
4.	Denzel Ward	CLE	4.1
5.	Azareye'h Thomas	NYJ	4.1
6.	C.J. Henderson	ATL	4.1
7.	Kool-Aid McKinstry	NOR	4.2
8.	***Eric Stokes***	***LV***	***4.3***
9.	Riq Woolen	PHI	4.3



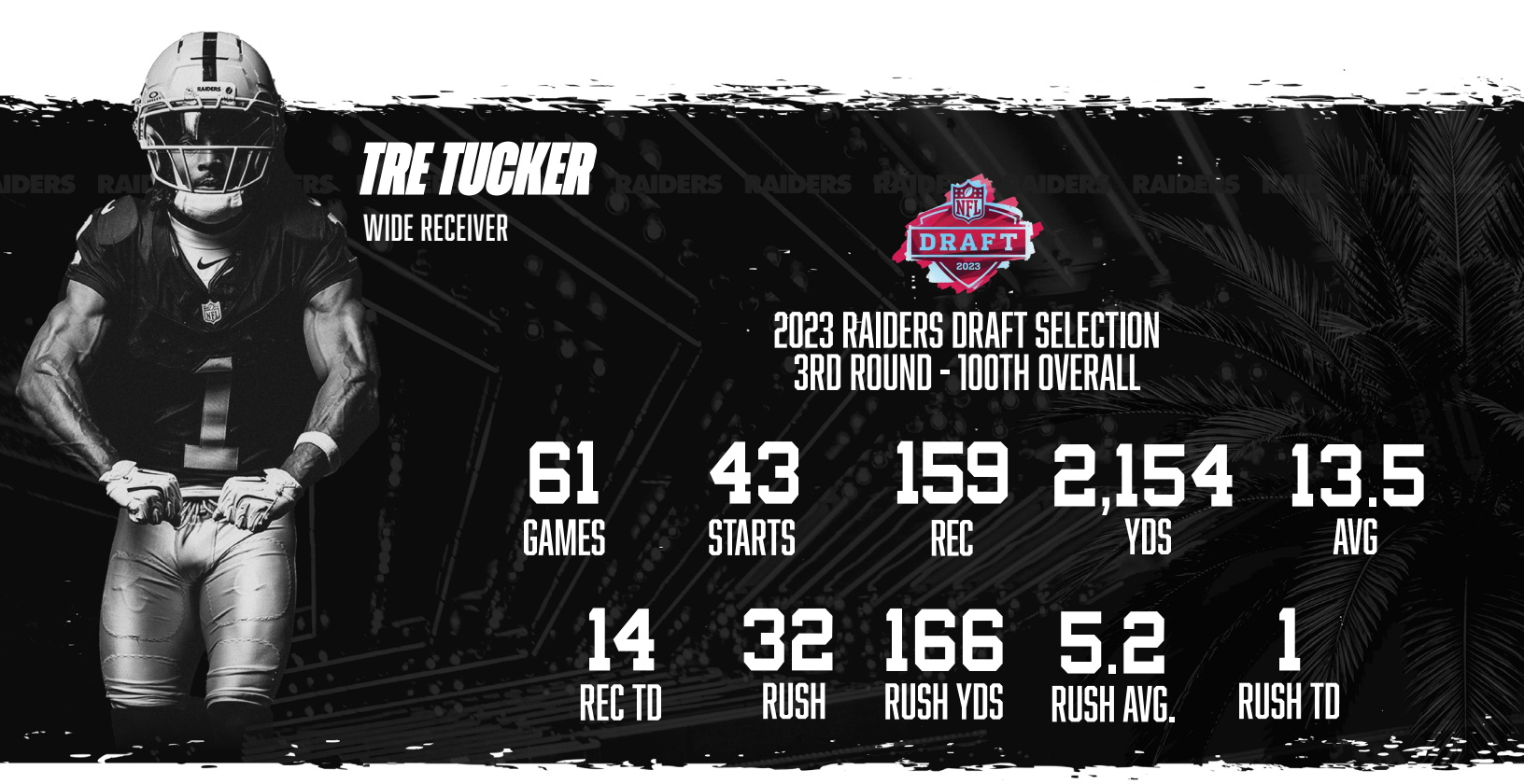

TRE TUCKER

WIDE RECEIVER

2023 RAIDERS DRAFT SELECTION
3RD ROUND - 100TH OVERALL

61	43	159	2,154	13.5
GAMES	STARTS	REC	YDS	AVG

14	32	166	5.2	1
REC TD	RUSH	RUSH YDS	RUSH AVG.	RUSH TD

BIG PLAY TUCKER

Tucker now has four catches of 40+ yards in 2026, tied for the third most in the NFL.

RECEPTIONS OF 40+ YARDS - 2026

Rank	Player	40+ Rec.
1t.	Christian Watson	5
1t.	Matthew Golden	5
3t.	***Tre Tucker***	***4***
3t.	Ja'Marr Chase	4
3t.	Jaxon Smith-Njigba	4
3t.	Zay Flowers	4
3t.	Denzel Boston	4

DEEP THREAT

Tucker now has 36 catches for 588 yards (16.3 avg.) and four touchdowns in 2026. His 16.3 yards per reception average is the fourth-best mark in the NFL this season (min. 30 rec.).

YARDS PER RECEPTION (MIN. 30 REC.) - 2026

No.	Player	Rec	Yards	Avg.
1.	Christian Watson	52	916	17.6
2.	Parker Washington	44	748	17.0
3.	Jameson Williams	36	611	17.0
4.	***Tre Tucker***	***36***	***588***	***16.3***
5.	Mike Evans	33	529	16.0

BIG PLAY TUCKER

Tucker now has two games of 100+ yards this season, tied for the 16th most in the NFL.

GAMES WITH 100+ RECEIVING YARDS - 2026

Rank	Player	Games
1.	Jaxon Smith-Njigba	8
2.	CeeDee Lamb	5
3t.	Chris Olave	4
3t.	Christian Watson	4
3t.	Malik Nabers	4
3t.	Matthew Golden	4
7t.	Tee Higgins	3
7t.	Ja'Marr Chase	3
7t.	Drake London	3
7t.	George Pickens	3
7t.	Garrett Wilson	3
7t.	Parker Washington	3
7t.	Zay Flowers	3
7t.	Puka Nacua	3
7t.	Brock Bowers	3
16t.	***Tre Tucker***	***2***
16t.	Mike Evans	2
16t.	Davante Adams	2
16t.	Amon-Ra St. Brown	2
16t.	Tetairoa McMillan	2
16t.	Omar Cooper Jr.	2





QUAY WALKER

LINEBACKER

2021 PRO BOWL SELECTION

69	68	558	36	11.0
GAMES	STARTS	TKL	TFL	SACKS

21	1	1	17	3	3
QBH	INT	INT TD	PD	FF	FR

THE QUAY WAY

Walker has converted on 95.8% of his tackle attempts this season and leads the NFL among linebackers in tackling efficiency in 2026 (min. 90 tackle attempts).

TACKLE EFFICIENCY (MIN. 90 ATT.) (LBs) - 2026

Rank	Player	Tkl Att.	Tkls	Tkl Eff%
1.	***Quay Walker***	***95***	***91***	***95.8%***
2.	Anthony Hill Jr.	92	88	95.7%
3.	Ernest Jones	103	98	95.1%
4.	Jamien Sherwood	102	97	95.1%
5.	Roquan Smith	96	91	94.8%
6.	Nakobe Dean	128	119	93.0%

WALK(ER) 'EM DOWN

Walker is up to 91 tackles in 2026 and is tied for 10th in the NFL among linebackers.

TACKLES (LBs) - 2026

Rk.	Player	Tackles
1.	Nakobe Dean	119
2.	Alex Singleton	118
3.	Carson Schwesinger	102
4.	Ernest Jones	98
5.	Jamien Sherwood	97
6.	Fred Warner	96
7.	Nick Bolton	94
8.	Jacob Rodriguez	93
9.	Jordyn Brooks	92
10t.	***Quay Walker***	***91***
10t.	Roquan Smith	91
12.	Anthony Hill Jr.	88

TACKLE MACHINE

LB Quay Walker finished the 2025 season with only six missed tackles on 114 tackle attempts. His six missed tackles were tied for the second fewest among linebackers with at least 100 attempts.



FEWEST MISSED TACKLES (LBs) - 2025

PLAYER	TACKLE ATT	MISS TKL
DRUE TRANQUIL	106	4
JORDYN BROOKS	184	6
QUAY WALKER	114	6
TREMAINE EDMUNDS	114	8
BLAKE CASHMAN	143	8
JAMIEN SHERWOOD	147	8

He also allowed only 28 yards to opponents on missed tackles, the fewest in the NFL among linebackers with at least 100 tackle attempts.

YARDS ALLOWED AFTER MISSED TACKLES (LBs) - 2025

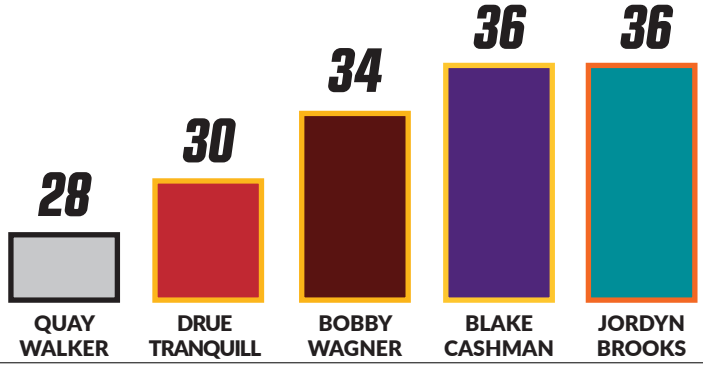

STAT SHEET STUFFER

Walker is one of four NFL players with 2.5 sacks and 100+ tackles in each of the last three seasons (2023-25).

SEASONS WITH 100+ TACKLES & 2.5+ SACKS (2023-25)

Rank	Player	Seasons
1t.	***Quay Walker***	***3***
1t.	Lavonte David	3
1t.	Kaden Elliss	3
1t.	Jordyn Brooks	3
5t.	Bobby Wagner	2
5t.	T.J. Edwards	2
5t.	Eric Kendricks	2
5t.	Zack Baun	2

Walker is also one of just three players in the NFL since 2000 to record 100+ tackles and 1.5+ sacks in each of his first four NFL seasons, joining Brian Urlacher and Roquan Smith





LAS

VEGAS

RAIDERS

ROSTER

WEEKLY

RELEASE

2026

ROSTER/ALPHABETICAL

NO.	NAME	POS	HT	WT	DOB	EXP	COLLEGE	HOMETOWN	HOW ACQ
Active (53)									
18	Bech, Jack	WR	6-1	213	12/18/2002	2	TCU	Lafayette, La.	D2-'25
19	Benson, Malik	WR	6-0	189	10/17/2002	R	Oregon	Lansing, Kan.	D6-'26
99	Booker IV, Thomas	DT	6-3	303	11/11/1999	4	Stanford	Baltimore, Md.	T-'25 (Phi.)
89	Bowers, Brock	TE	6-3	237	12/13/2002	3	Georgia	Napa, Calif.	D1-'24
70	Burford, Spencer	G	6-4	304	7/19/2000	5	UTSA	San Antonio, Texas	UFA-'26 (SF)
69	Butler, Adam	DT	6-4	300	4/12/1994	9	Vanderbilt	Duncanville, Texas	FA-'23
77	Cabeldue, Bryce	G	6-4	308	9/4/2001	2	Kansas	Clovis, N.M.	W-'26 (Sea.)
11	Chinn, Jeremy	S	6-3	216	2/26/1998	7	Southern Illinois	Fishers, Ind.	UFA-'25 (Was.)
6	Cole, AJ	P	6-4	223	11/27/1995	8	North Carolina State	College Park, Ga.	UDFA-'19
98	Crosby, Maxx	DE	6-5	256	8/22/1997	8	Eastern Michigan	Colleyville, Texas	D4a-'19
17	Dean, Nakobe	LB	5-11	229	12/13/2000	5	Georgia	Horn Lake, Miss.	UFA-'26 (Phi.)
44	Eichenberg, Tommy	LB	6-2	235	1/11/2001	3	Ohio State	Cleveland, Ohio	D5-'24
94	Fatukasi, Folorunso	DT	6-4	318	3/4/1995	9	Connecticut	Far Rockaway, N.Y.	FA-'26
14	Gay, Matt	K	6-0	239	3/15/1994	8	Utah	Orem, Utah	FA-'26
71	Glaze, DJ	T	6-4	327	8/4/2002	3	Maryland	Charlotte, N.C.	D3-'24
60	Grant, Charles	T	6-5	300	3/22/2002	2	William & Mary	Portsmouth, Va.	D3c-'25
97	Hemingway, Tonka	DT	6-3	288	10/31/2001	2	South Carolina	Conway, S.C.	D4b-'25
34	Heyward, Connor	FB	5-11	233	1/22/1999	5	Michigan State	Duluth, Ga.	UFA-'26 (Pit.)
2	Jeanty, Ashton	RB	5-8	208	12/2/2003	2	Boise State	Jacksonville, Fla.	D1-'25
43	Johnson, Dalton	S	5-11	192	4/15/2003	R	Arizona	Katy, Texas	D5a-'26
3	Johnson, Taron	CB	5-11	192	7/27/1996	9	Weber State	Sacramento, Calif.	T-'26 (Buf.)
91	Keenan III, Tim	DT	6-1	327	12/9/2002	R	Alabama	Birmingham, Ala.	FA-'26
51	Koonce, Malcolm	DE	6-2	243	6/6/1998	6	Buffalo	Peekskill, N.Y.	D3a-'21
23	Laube, Dylan	RB	5-10	206	12/14/1999	3	New Hampshire	Westhampton, N.Y.	D6-'24
55	Lindenberg, Cody	LB	6-2	236	1/15/2002	2	Minnesota	Anoka, Minn.	D7-'25
65	Linderbaum, Tyler	C	6-2	296	4/7/2000	5	Iowa	Solon, Iowa	UFA-'26 (Bal.)
25	Luter Jr., Darrell	CB	6-0	190	4/24/2000	4	South Alabama	Hattiesburg, Miss.	W-'26 (SF)
35	Masses, Hezekiah	CB	6-0	179	6/30/2004	R	California	Deerfield Beach, Fla.	D5b-'26
87	Mayer, Michael	TE	6-4	258	7/6/2001	4	Notre Dame	Edgewood, Ky.	D2-'23
27	McCollum, Tristin	S	6-0	197	5/3/1999	3	Sam Houston State	Galveston, Texas	W-'25 (Phi.)
28	McCoy, Jermod	CB	6-1	192	8/16/2005	R	Tennessee	Whitehouse, Texas	D4a-'26
15	Mendoza, Fernando	QB	6-5	236	10/1/2003	R	Indiana	Miami, Fla.	D1-'26
74	Miller, Kolton	T	6-8	310	10/9/1995	9	UCLA	Roseville, Calif.	D1-'18
9	Nailor, Jalen	WR	5-11	186	3/2/1999	5	Michigan State	Palmdale, Calif.	UFA-'26 (Min.)
12	O'Connell, Aidan	QB	6-3	211	9/1/1998	4	Purdue	Long Grove, Ill.	D4b-'23
50	Olubi, Segun	LB	6-0	225	11/1/1999	4	San Diego State	Corona, Calif.	UFA-'26 (Ind.)
95	Paye, Kwity	DE	6-2	261	11/19/1998	6	Michigan	Providence, R.I.	UFA-'26 (Ind.)
92	Pegues, JJ	DT	6-2	314	11/25/2001	2	Mississippi	Oxford, Miss.	D6a-'25
20	Pola-Mao, Isaiah	S	6-3	210	6/30/1999	5	USC	Phoenix, Ariz.	UDFA-'22
26	Porter, Darien	CB	6-3	196	1/6/2001	2	Iowa State	Bettendorf, Iowa	D3a-'25
58	Powers-Johnson, Jackson	G/C	6-3	321	1/23/2003	3	Oregon	Draper, Utah	D2-'24
76	Rogers, Caleb	G	6-4	306	10/3/2001	2	Texas Tech	Mansfield, Texas	D3b-'25
5	Stokes, Eric	CB	6-0	193	3/1/1999	6	Georgia	Covington, Ga.	UFA-'25 (GB)
31	Stukes, Treydan	S	6-0	190	9/11/2001	R	Arizona	Litchfield Park, Ariz.	D2-'26
80	Thomas, Ian	TE	6-3	249	6/6/1996	9	Indiana	Baltimore, Md.	UFA-'25 (Car.)
10	Thornton Jr., Dont'e	WR	6-4	205	11/30/2002	2	Tennessee	Baltimore, Md.	D4a-'25
1	Tucker, Tre	WR	5-8	177	3/8/2001	4	Cincinnati	Akron, Ohio	D3b-'23
7	Walker, Quay	LB	6-4	241	5/8/2000	5	Georgia	Cordele, Ga.	UFA-'26 (GB)
47	Ward, Alex	LS	6-4	242	4/24/1999	4	Central Florida	Fort Walton Beach, Fla.	FA-'26
4	Washington Jr., Mike	RB	6-1	223	7/3/2003	R	Arkansas	Utica, N.Y.	D4b-'26
82	White, Cody	WR	6-3	227	11/28/1998	4	Michigan State	Novi, Mich.	FA-'26
81	Young, Dareke	WR	6-2	223	6/4/1999	5	Lenoir-Rhyne	Raleigh, N.C.	UFA-'26 (Sea.)
66	Zuhn III, Trey	G	6-6	311	10/12/2002	R	Texas A&M	Fort Collins, Colo.	D3b-'26
Practice Squad (17)									
75	Blay Jr., David	DT	6-2	292	1/27/2003	R	Miami (Fla.)	Levittown, Pa.	FA-'26
90	Cleveland, Brandon	DT	6-3	307	8/27/2004	R	North Carolina State	Tampa, Fla.	D7-'26
96	Goodlow, Anthony	DE	6-5	300	7/25/2000	1	Oklahoma State	Del City, Okla.	FA-26
45	Gurd, Patrick	TE	6-4	244	2/18/2002	R	Cincinnati	New Albany, Ohio	UDFA-'26
37	Hemby, Roman	RB	6-0	208	8/16/2002	R	Indiana	Edgewood, Md.	UDFA-'26
73	Henning, Niklas	T	6-5	291	5/12/2003	R	Queen's (Canada)	Milton, Ontario	UDFA-'26
38	Matsuzawa, Kansei	K	6-1	201	1/8/1999	R	Hawaii	Tokyo, Japan	UDFA-'26
57	McGrone, Cameron	LB	6-1	234	6/22/2000	3	Michigan	Indianapolis, Ind.	FA-'26
52	Ojulari, Azeez	DL	6-3	240	6/16/2000	6	Georgia	Marietta, Ga.	FA-'26
67	Putnam, Will	C	6-4	302	8/13/2000	2	Clemson	Tampa, Fla.	UDFA-'24
84	Runyon, Carter	TE	6-4	241	7/23/2001	2	Towson	Fairfax, Va.	UDFA-'25
16	Rypien, Brett	QB	6-2	202	7/9/1996	7	Boise State	Spokane, Wash.	FA-'26
48	Slone, Cian	DE	6-3	241	9/19/2002	R	North Carolina State	Rocklin, Calif.	UDFA-'26
83	Thompkins, Deven	WR	5-8	155	12/23/1999	5	Utah State	Fort Myers, Fla.	FA-'26
72	Williams, Chris	DT	6-2	298	6/16/1998	5	Wagner	Brooklyn, N.Y.	FA - '26
33	Woods, A.J.	CB	5-11	195	3/28/2001	1	Pittsburgh	Germantown, Md.	FA-'26
30	Wright, Owen	RB	5-9	217	2/28/1999	1	Monmouth	Monmouth, N.J.	FA-'26

ROSTER/NUMERICAL

NO.	NAME	POS	HT	WT	DOB	EXP	COLLEGE	HOMETOWN	HOW ACQ
Active (53)									
1	Tucker, Tre	WR	5-8	177	3/8/2001	4	Cincinnati	Akron, Ohio	D3b-'23
2	Jeanty, Ashton	RB	5-8	208	12/2/2003	2	Boise State	Jacksonville, Fla.	D1-'25
3	Johnson, Taron	CB	5-11	192	7/27/1996	9	Weber State	Sacramento, Calif.	T-'26 (Buf.)
4	Washington Jr., Mike	RB	6-1	223	7/3/2003	R	Arkansas	Utica, N.Y.	D4b-'26
5	Stokes, Eric	CB	6-0	193	3/1/1999	6	Georgia	Covington, Ga.	UFA-'25 (GB)
6	Cole, AJ	P	6-4	223	11/27/1995	8	North Carolina State	College Park, Ga.	UDFA-'19
7	Walker, Quay	LB	6-4	241	5/8/2000	5	Georgia	Cordele, Ga.	UFA-'26 (GB)
9	Nailor, Jalen	WR	5-11	186	3/2/1999	5	Michigan State	Palmdale, Calif.	UFA-'26 (Min.)
10	Thornton Jr., Dont'e	WR	6-4	205	11/30/2002	2	Tennessee	Baltimore, Md.	D4a-'25
11	Chinn, Jeremy	S	6-3	216	2/26/1998	7	Southern Illinois	Fishers, Ind.	UFA-'25 (Was.)
12	O'Connell, Aidan	QB	6-3	211	9/1/1998	4	Purdue	Long Grove, Ill.	D4b-'23
14	Gay, Matt	K	6-0	239	3/15/1994	8	Utah	Orem, Utah	FA-'26
15	Mendoza, Fernando	QB	6-5	236	10/1/2003	R	Indiana	Miami, Fla.	D1-'26
17	Dean, Nakobe	LB	5-11	229	12/13/2000	5	Georgia	Horn Lake, Miss.	UFA-'26 (Phi.)
18	Bech, Jack	WR	6-1	213	12/18/2002	2	TCU	Lafayette, La.	D2-'25
19	Benson, Malik	WR	6-0	189	10/17/2002	R	Oregon	Lansing, Kan.	D6-'26
20	Pola-Mao, Isaiah	S	6-3	210	6/30/1999	5	USC	Phoenix, Ariz.	UDFA-'22
23	Laube, Dylan	RB	5-10	206	12/14/1999	3	New Hampshire	Westhampton, N.Y.	D6-'24
25	Luter Jr., Darrell	CB	6-0	190	4/24/2000	4	South Alabama	Hattiesburg, Miss.	W-'26 (SF)
26	Porter, Darien	CB	6-3	196	1/6/2001	2	Iowa State	Bettendorf, Iowa	D3a-'25
27	McCollum, Tristin	S	6-0	197	5/3/1999	3	Sam Houston State	Galveston, Texas	W-'25 (Phi.)
28	McCoy, Jermod	CB	6-1	192	8/16/2005	R	Tennessee	Whitehouse, Texas	D4a-'26
31	Stukes, Treydan	S	6-0	190	9/11/2001	R	Arizona	Litchfield Park, Ariz.	D2-'26
34	Heyward, Connor	FB	5-11	233	1/22/1999	5	Michigan State	Duluth, Ga.	UFA-'26 (Pit.)
35	Masses, Hezekiah	CB	6-0	179	6/30/2004	R	California	Deerfield Beach, Fla.	D5b-'26
43	Johnson, Dalton	S	5-11	192	4/15/2003	R	Arizona	Katy, Texas	D5a-'26
44	Eichenberg, Tommy	LB	6-2	235	1/11/2001	3	Ohio State	Cleveland, Ohio	D5-'24
47	Ward, Alex	LS	6-4	242	4/24/1999	4	Central Florida	Fort Walton Beach, Fla.	FA-'26
50	Olubi, Segun	LB	6-0	225	11/1/1999	4	San Diego State	Corona, Calif.	UFA-'26 (Ind.)
51	Koonce, Malcolm	DE	6-2	243	6/6/1998	6	Buffalo	Peekskill, N.Y.	D3a-'21
55	Lindenberg, Cody	LB	6-2	236	1/15/2002	2	Minnesota	Anoka, Minn.	D7-'25
58	Powers-Johnson, Jackson	G/C	6-3	321	1/23/2003	3	Oregon	Draper, Utah	D2-'24
60	Grant, Charles	T	6-5	300	3/22/2002	2	William & Mary	Portsmouth, Va.	D3c-'25
65	Linderbaum, Tyler	C	6-2	296	4/7/2000	5	Iowa	Solon, Iowa	UFA-'26 (Bal.)
66	Zuhn III, Trey	G	6-6	311	10/12/2002	R	Texas A&M	Fort Collins, Colo.	D3b-'26
69	Butler, Adam	DT	6-4	300	4/12/1994	9	Vanderbilt	Duncanville, Texas	FA-'23
70	Burford, Spencer	G	6-4	304	7/19/2000	5	UTSA	San Antonio, Texas	UFA-'26 (SF)
71	Glaze, DJ	T	6-4	327	8/4/2002	3	Maryland	Charlotte, N.C.	D3-'24
74	Miller, Kolton	T	6-8	310	10/9/1995	9	UCLA	Roseville, Calif.	D1-'18
76	Rogers, Caleb	G	6-4	306	10/3/2001	2	Texas Tech	Mansfield, Texas	D3b-'25
77	Cabeldue, Bryce	G	6-4	308	9/4/2001	2	Kansas	Clovis, N.M.	W-'26 (Sea.)
80	Thomas, Ian	TE	6-3	249	6/6/1996	9	Indiana	Baltimore, Md.	UFA-'25 (Car.)
81	Young, Dareke	WR	6-2	223	6/4/1999	5	Lenoir-Rhyne	Raleigh, N.C.	UFA-'26 (Sea.)
82	White, Cody	WR	6-3	227	11/28/1998	4	Michigan State	Novi, Mich.	FA-'26
87	Mayer, Michael	TE	6-4	258	7/6/2001	4	Notre Dame	Edgewood, Ky.	D2-'23
89	Bowers, Brock	TE	6-3	237	12/13/2002	3	Georgia	Napa, Calif.	D1-'24
91	Keenan III, Tim	DT	6-1	327	12/9/2002	R	Alabama	Birmingham, Ala.	FA-'26
92	Pegues, JJ	DT	6-2	314	11/25/2001	2	Mississippi	Oxford, Miss.	D6a-'25
94	Fatukasi, Folorunso	DT	6-4	318	3/4/1995	9	Connecticut	Far Rockaway, N.Y.	FA-'26
95	Paye, Kwity	DE	6-2	261	11/19/1998	6	Michigan	Providence, R.I.	UFA-'26 (Ind.)
97	Hemingway, Tonka	DT	6-3	288	10/31/2001	2	South Carolina	Conway, S.C.	D4b-'25
98	Crosby, Maxx	DE	6-5	256	8/22/1997	8	Eastern Michigan	Colleyville, Texas	D4a-'19
99	Booker IV, Thomas	DT	6-3	303	11/11/1999	4	Stanford	Baltimore, Md.	T-'25 (Phi.)
Practice Squad (17)									
16	Rypien, Brett	QB	6-2	202	7/9/1996	7	Boise State	Spokane, Wash.	FA-'26
30	Wright, Owen	RB	5-9	217	2/28/1999	1	Monmouth	Monmouth, N.J.	FA-'26
33	Woods, A.J.	CB	5-11	195	3/28/2001	1	Pittsburgh	Germantown, Md.	FA-'26
37	Hemby, Roman	RB	6-0	208	8/16/2002	R	Indiana	Edgewood, Md.	UDFA-'26
38	Matsuzawa, Kansei	K	6-1	201	1/8/1999	R	Hawaii	Tokyo, Japan	UDFA-'26
45	Gurd, Patrick	TE	6-4	244	2/18/2002	R	Cincinnati	New Albany, Ohio	UDFA-'26
48	Slone, Cian	DE	6-3	241	9/19/2002	R	North Carolina State	Rocklin, Calif.	UDFA-'26
52	Ojulari, Azeez	DL	6-3	240	6/16/2000	6	Georgia	Marietta, Ga.	FA-'26
57	McGrone, Cameron	LB	6-1	234	6/22/2000	3	Michigan	Indianapolis, Ind.	FA-'26
67	Putnam, Will	C	6-4	302	8/13/2000	2	Clemson	Tampa, Fla.	UDFA-'24
72	Williams, Chris	DT	6-2	298	6/16/1998	5	Wagner	Brooklyn, N.Y.	FA - '26
73	Henning, Niklas	T	6-5	291	5/12/2003	R	Queen's (Canada)	Milton, Ontario	UDFA-'26
75	Blay Jr., David	DT	6-2	292	1/27/2003	R	Miami (Fla.)	Levittown, Pa.	FA-'26
83	Thompkins, Deven	WR	5-8	155	12/23/1999	5	Utah State	Fort Myers, Fla.	FA-'26
84	Runyon, Carter	TE	6-4	241	7/23/2001	2	Towson	Fairfax, Va.	UDFA-'25
90	Cleveland, Brandon	DT	6-3	307	8/27/2004	R	North Carolina State	Tampa, Fla.	D7-'26
96	Goodlow, Anthony	DE	6-5	300	7/25/2000	1	Oklahoma State	Del City, Okla.	FA-26

ROSTER/DEPTH CHART

(As of November 24, 2026)

OFFENSE

WR	9 Jalen Nailor	19 Malik Benson	10 Dont'e Thornton Jr.
LT	74 Kolton Miller	60 Charles Grant	
LG	70 Spencer Burford	77 Bryce Cabeldue	
C	65 Tyler Linderbaum	58 Jackson Powers-Johnson	
RG	66 Trey Zuhn III	76 Caleb Rogers	
RT	71 DJ Glaze		
TE	89 Brock Bowers	87 Michael Mayer	80 Ian Thomas
WR	1 Tre Tucker	18 Jack Bech	82 Cody White
			81 Dareke Young
QB	15 Fernando Mendoza	12 Aidan O'Connell	
RB	2 Ashton Jeanty	4 Mike Washington Jr.	23 Dylan Laube
FB	34 Connor Heyward		

DEFENSE

DE	98 Maxx Crosby	51 Malcolm Koonce	
DT	97 Tonka Hemingway	91 Tim Keenan III	92 JJ Pegues
DT	94 Folorunso Fatukasi	69 Adam Butler	99 Thomas Booker IV
EDGE	95 Kwity Paye		
LB	17 Nakobe Dean	44 Tommy Eichenberg	50 Segun Olubi
LB	7 Quay Walker	55 Cody Lindenberg	
CB	5 Eric Stokes	28 Jermod McCoy	25 Darrell Luter Jr.
CB	26 Darien Porter	35 Hezekiah Masses	
CB	3 Taron Johnson		
FS	31 Treydan Stukes	20 Isaiah Pola-Mao	27 Tristin McCollum
SS	11 Jeremy Chinn	43 Dalton Johnson	

SPECIALISTS

P	6 AJ Cole	
K	14 Matt Gay	
H	6 AJ Cole	
LS	47 Alex Ward	
KR	23 Dylan Laube	81 Dareke Young
PR	23 Dylan Laube	19 Malik Benson

PRONUNCIATION GUIDE

Jack Bech ..... BESH
Bryce Cabeldue ..... KAY-bul-dew
Folorunso Fatukasi ..... fo-low-RUNE-so fa-too-KAH-see
Taron Johnson ..... TARE-in (rhymes with Baron)
Dylan Laube ..... Lao-Bee
Darrell Luter Jr. ..... duh-RELL LOO-ter
Hezekiah Masses ..... heh-zuh-KY-uh
Segun Olubi ..... SHEY-goo uh-LOO-bee
Kwity Paye ..... QWIT-tee PAY
JJ Pegues ..... puh-GEESE
Isaiah Pola-Mao ..... POE-luh-MOW
Dont'e Thornton Jr. ..... DON-tay
Dareke Young ..... duh-REEK

ROSTER/POSITIONAL

NO.	NAME	POS.	HT.	WT.	AGE	EXP.	COLLEGE	HOMETOWN	HOW ACQ.
					QUARTERBACKS (3)				
12	O'Connell, Aidan	QB	6-3	211	28	4	Purdue	Long Grove, Ill.	D4b-'23
15	Mendoza, Fernando	QB	6-5	236	23	R	Indiana	Miami, Fla.	D1-'26
16	Rypien, Brett (PS)	QB	6-2	202	30	7	Boise State	Spokane, Wash.	FA-'26
					RUNNING BACKS (6)				
2	Jeanty, Ashton	RB	5-8	208	22	2	Boise State	Jacksonville, Fla.	D1-'25
4	Washington Jr., Mike	RB	6-1	223	23	R	Arkansas	Utica, N.Y.	D4b-'26
23	Laube, Dylan	RB	5-10	206	26	3	New Hampshire	Westhampton, N.Y.	D6-'24
30	Wright, Owen (PS)	RB	5-9	217	27	1	Monmouth	Monmouth, N.J.	FA-'26
34	Heyward, Connor	FB	5-11	233	27	5	Michigan State	Duluth, Ga.	UFA-'26 (Pit.)
37	Hemby, Roman (PS)	RB	6-0	208	24	R	Indiana	Edgewood, Md.	UDFA-'26
					WIDE RECEIVERS (8)				
1	Tucker, Tre	WR	5-8	177	25	4	Cincinnati	Akron, Ohio	D3b-'23
9	Nailor, Jalen	WR	5-11	186	27	5	Michigan State	Palmdale, Calif.	UFA-'26 (Min.)
10	Thornton Jr., Dont'e	WR	6-4	205	23	2	Tennessee	Baltimore, Md.	D4a-'25
18	Bech, Jack	WR	6-1	213	23	2	TCU	Lafayette, La.	D2-'25
19	Benson, Malik	WR	6-0	189	24	R	Oregon	Lansing, Kan.	D6-'26
81	Young, Dareke	WR	6-2	223	27	5	Lenoir-Rhyne	Raleigh, N.C.	UFA-'26 (Sea.)
82	White, Cody	WR	6-3	227	27	4	Michigan State	Novi, Mich.	FA-'26
83	Thompkins, Deven (PS)	WR	5-8	155	26	5	Utah State	Fort Myers, Fla.	FA-'26
					TIGHT ENDS (5)				
45	Gurd, Patrick (PS)	TE	6-4	244	24	R	Cincinnati	New Albany, Ohio	UDFA-'26
80	Thomas, Ian	TE	6-3	249	30	9	Indiana	Baltimore, Md.	UFA-'25 (Car.)
84	Runyon, Carter (PS)	TE	6-4	241	25	2	Towson	Fairfax, Va.	UDFA-'25
87	Mayer, Michael	TE	6-4	258	25	4	Notre Dame	Edgewood, Ky.	D2-'23
89	Bowers, Brock	TE	6-3	237	23	3	Georgia	Napa, Calif.	D1-'24
					OFFENSIVE LINE (12)				
58	Powers-Johnson, Jackson	G/C	6-3	321	23	3	Oregon	Draper, Utah	D2-'24
60	Grant, Charles	T	6-5	300	24	2	William & Mary	Portsmouth, Va.	D3c-'25
65	Linderbaum, Tyler	C	6-2	296	26	5	Iowa	Solon, Iowa	UFA-'26 (Bal.)
66	Zuhn III, Trey	G	6-6	311	24	R	Texas A&M	Fort Collins, Colo.	D3b-'26
67	Putnam, Will (PS)	C	6-4	302	26	2	Clemson	Tampa, Fla.	UDFA-'24
70	Burford, Spencer	G	6-4	304	26	5	UTSA	San Antonio, Texas	UFA-'26 (SF)
71	Glaze, DJ	T	6-4	327	24	3	Maryland	Charlotte, N.C.	D3-'24
73	Henning, Niklas (PS)	T	6-5	291	23	R	Queen's (Canada)	Milton, Ontario	UDFA-'26
74	Miller, Kolton	T	6-8	310	31	9	UCLA	Roseville, Calif.	D1-'18
76	Rogers, Caleb	G	6-4	306	25	2	Texas Tech	Mansfield, Texas	D3b-'25
77	Cabeldue, Bryce	G	6-4	308	25	2	Kansas	Clovis, N.M.	W-'26 (Sea.)
77	Pickett, Justin (IR)	G	6-7	311	23	R	Duke	Carmel, Ind.	UDFA-'26
					LINEBACKERS (7)				
7	Walker, Quay	LB	6-4	241	26	5	Georgia	Cordele, Ga.	UFA-'26 (GB)
17	Dean, Nakobe	LB	5-11	229	25	5	Georgia	Horn Lake, Miss.	UFA-'26 (Phi.)
44	Eichenberg, Tommy	LB	6-2	235	25	3	Ohio State	Cleveland, Ohio	D5-'24
50	Olubi, Segun	LB	6-0	225	27	4	San Diego State	Corona, Calif.	UFA-'26 (Ind.)
54	Jackson, Brennan (IR)	LB	6-4	259	26	3	Washington State	Temecula, Calif.	W-'25 (LAR)
55	Lindenberg, Cody	LB	6-2	236	24	2	Minnesota	Anoka, Minn.	D7-'25
57	McGrone, Cameron (PS)	LB	6-1	234	26	3	Michigan	Indianapolis, Ind.	FA-'26
					DEFENSIVE BACKS (13)				
3	Johnson, Taron	CB	5-11	192	30	9	Weber State	Sacramento, Calif.	T-'26 (Buf.)
5	Stokes, Eric	CB	6-0	193	27	6	Georgia	Covington, Ga.	UFA-'25 (GB)
11	Chinn, Jeremy	S	6-3	216	28	7	Southern Illinois	Fishers, Ind.	UFA-'25 (Was.)
20	Pola-Mao, Isaiah	S	6-3	210	27	5	USC	Phoenix, Ariz.	UDFA-'22
25	Luter Jr., Darrell	CB	6-0	190	26	4	South Alabama	Hattiesburg, Miss.	W-'26 (SF)
26	Porter, Darien	CB	6-3	196	25	2	Iowa State	Bettendorf, Iowa	D3a-'25
27	McCollum, Tristin	S	6-0	197	27	3	Sam Houston State	Galveston, Texas	W-'25 (Phi.)
28	McCoy, Jermod	CB	6-1	192	21	R	Tennessee	Whitehouse, Texas	D4a-'26
29	Anusiem, Chigozie (IR)	CB	6-1	200	26	2	Colorado State	La Habra, Calif.	FA-'25
31	Stukes, Treydan	S	6-0	190	25	R	Arizona	Litchfield Park, Ariz.	D2-'26
33	Woods, A.J. (PS)	CB	5-11	195	25	1	Pittsburgh	Germantown, Md.	FA-'26
35	Masses, Hezekiah	CB	6-0	179	22	R	California	Deerfield Beach, Fla.	D5b-'26
43	Johnson, Dalton	S	5-11	192	23	R	Arizona	Katy, Texas	D5a-'26

DEFENSIVE LINE (17)

42	Crawford, Keyron (IR)	DE	6-4	253	23	R	Auburn	Memphis, Tenn.	D3a-'26
48	Slone, Cian (PS)	DE	6-3	241	24	R	North Carolina State	Rocklin, Calif.	UDFA-'26
51	Koonce, Malcolm	DE	6-2	243	28	6	Buffalo	Peekskill, N.Y.	D3a-'21
52	Ojulari, Azeez (PS)	DL	6-3	240	26	6	Georgia	Marietta, Ga.	FA-'26
69	Butler, Adam	DT	6-4	300	32	9	Vanderbilt	Duncanville, Texas	FA-'23
72	Williams, Chris (PS)	DT	6-2	298	28	5	Wagner	Brooklyn, N.Y.	FA - '26
75	Blay Jr., David (PS)	DT	6-2	292	23	R	Miami (Fla.)	Levittown, Pa.	FA-'26
90	Cleveland, Brandon (PS)	DT	6-3	307	22	R	North Carolina State	Tampa, Fla.	D7-'26
91	Keenan III, Tim	DT	6-1	327	23	R	Alabama	Birmingham, Ala.	FA-'26
92	Pegues, JJ	DT	6-2	314	24	2	Mississippi	Oxford, Miss.	D6a-'25
93	Johnson, Patrick (IR)	DE	6-2	248	28	6	Tulane	Chattanooga, Tenn.	FA-'26
94	Fatukasi, Folorunso	DT	6-4	318	31	9	Connecticut	Far Rockaway, N.Y.	FA-'26
95	Paye, Kwity	DE	6-2	261	28	6	Michigan	Providence, R.I.	UFA-'26 (Ind.)
96	Goodlow, Anthony (PS)	DE	6-5	300	26	1	Oklahoma State	Del City, Okla.	FA-26
97	Hemingway, Tonka	DT	6-3	288	25	2	South Carolina	Conway, S.C.	D4b-'25
98	Crosby, Maxx	DE	6-5	256	29	8	Eastern Michigan	Colleyville, Texas	D4a-'19
99	Booker IV, Thomas	DT	6-3	303	27	4	Stanford	Baltimore, Md.	T-'25 (Phi.)

SPECIALISTS (4)

6	Cole, AJ	P	6-4	223	30	8	North Carolina State	College Park, Ga.	UDFA-'19
14	Gay, Matt	K	6-0	239	32	8	Utah	Orem, Utah	FA-'26
38	Matsuzawa, Kansei (PS)	K	6-1	201	27	R	Hawaii	Tokyo, Japan	UDFA-'26
47	Ward, Alex	LS	6-4	242	27	4	Central Florida	Fort Walton Beach, Fla.	FA-'26

ROSTER/HOW BUILT

YEAR	DRAFTEES (30)	FREE AGENTS (24)	COLLEGE FREE AGENTS (10)	TRADES/WAIVERS (5)
2018	T Kolton Miller (1)			
2019	DE Maxx Crosby (4a)		P AJ Cole (UDFA-'19)	
2021	DE Malcolm Koonce (3a)			
2022			S Isaiah Pola-Mao (UDFA-'22)	
2023	TE Michael Mayer (2) WR Tre Tucker (3b) QB Aidan O'Connell (4b)	DT Adam Butler (FA-'23)		
2024	TE Brock Bowers (1) G/C Jackson Powers-Johnson (2) T DJ Glaze (3) LB Tommy Eichenberg (5) RB Dylan Laube (6)		C Will Putnam (UDFA-'24) ^	
2025	RB Ashton Jeanty (1) WR Jack Bech (2) CB Darien Porter (3a) G Caleb Rogers (3b) T Charles Grant (3c) WR Dont'e Thornton Jr. (4a) DT Tonka Hemingway (4b) DT JJ Pegues (6a) LB Cody Lindenberg (7)	CB Chigozie Anusiem (FA-'25) * S Jeremy Chinn (UFA-'25 Was.) CB Eric Stokes (UFA-'25 GB) TE Ian Thomas (UFA-'25 Car.)	TE Carter Runyon (UDFA-'25) ^	DT Thomas Booker IV (T-'25 Phi.) LB Brennan Jackson (W-'25 LAR) * S Tristin McCollum (W-'25 Phi.)
2026	QB Fernando Mendoza (1) S Treydan Stukes (2) G Trey Zuhn III (3) DE Keyron Crawford (3a) * CB Jermod McCoy (4a) RB Mike Washington Jr. (4b) S Dalton Johnson (5a) CB Hezekiah Masses (5b) WR Malik Benson (6) DT Brandon Cleveland (7) ^	DT David Blay Jr. (FA-'26) ^ G Spencer Burford (UFA-'26 SF) LB Nakobe Dean (UFA-'26 Phi.) DT Folorunso Fatukasi (FA-'26) K Matt Gay (FA-'26) DE Anthony Goodlow (FA-26) ^ FB Connor Heyward (UFA-'26 Pit.) DT Tim Keenan III (FA-'26) C Tyler Linderbaum (UFA-'26 Bal.) LB Cameron McGrone (FA-'26) ^ WR Jalen Nailor (UFA-'26 Min.) DL Azeez Ojulari (FA-'26) ^ LB Segun Olubi (UFA-'26 Ind.) DE Kwity Paye (UFA-'26 Ind.) QB Brett Rypien (FA-'26) ^ WR Deven Thompkins (FA-'26) ^ LB Quay Walker (UFA-'26 GB) LS Alex Ward (FA-'26) WR Dareke Young (UFA-'26 Sea.)	TE Patrick Gurd (UDFA-'26) ^ RB Roman Hemby (UDFA-'26) ^ T Niklas Henning (UDFA-'26) ^ K Kansei Matsuzawa (UDFA-'26) ^ G Justin Pickett (UDFA-'26) * DE Cian Slone (UDFA-'26) ^	G Bryce Cabeldue (W-'26 Sea.) CB Taron Johnson (T-'26 Buf.)

Key: ^ *Practice Squad,* ***** *Injured Reserve*

GAME-BY-GAME STARTERS

OFFENSE												
DATE	OPPONENT	WR	TE	LT	LG	C	RG	RT	WR	QB	FB	RB
9/13	MIA	T. Tucker	M. Mayer	K. Miller	S. Burford	T. Linderbaum	J. Powers-Johnson	D. Glaze	J. Nailor	K. Cousins	C. Heyward	A. Jeanty
9/20	at LAC	T. Tucker	M. Mayer	K. Miller	S. Burford	T. Linderbaum	J. Powers-Johnson	D. Glaze	J. Bech	K. Cousins	--	A. Jeanty/ D. Laube
9/27	at NO	T. Tucker	B. Bowers/ M. Mayer	K. Miller	S. Burford	T. Linderbaum	J. Powers-Johnson	D. Glaze	--	K. Cousins	C. Heyward	A. Jeanty
10/4	KC	T. Tucker	B. Bowers/ M. Mayer/ I. Thomas	K. Miller	S. Burford	T. Linderbaum	C. Rogers	D. Glaze	--	K. Cousins	--	A. Jeanty
10/11	at NE	T. Tucker	B. Bowers/ M. Mayer	K. Miller	S. Burford	T. Linderbaum	J. Powers-Johnson	D. Glaze	C. White	K. Cousins	--	A. Jeanty
10/18	BUF	T. Tucker	B. Bowers/ M. Mayer	K. Miller	S. Burford	T. Linderbaum	C. Rogers	D. Glaze	--	K. Cousins	C. Heyward	A. Jeanty
10/25	LAR	T. Tucker	B. Bowers/ M. Mayer	K. Miller	S. Burford	T. Linderbaum	C. Rogers	D. Glaze	J. Nailor	K. Cousins	--	A. Jeanty
11/1	at NYJ	T. Tucker	B. Bowers/ M. Mayer	K. Miller	S. Burford	T. Linderbaum	T. Zuhn III	D. Glaze	--	K. Cousins	C. Heyward	A. Jeanty
11/8	at SF	T. Tucker	B. Bowers/ M. Mayer	K. Miller	S. Burford	T. Linderbaum	T. Zuhn III	D. Glaze	J. Nailor	K. Cousins	--	A. Jeanty
11/15	SEA	T. Tucker	B. Bowers/ M. Mayer	K. Miller	S. Burford	T. Linderbaum	T. Zuhn III	D. Glaze	--	F. Mendoza	C. Heyward	A. Jeanty
11/22	at DEN	T. Tucker	M. Mayer	K. Miller	S. Burford	T. Linderbaum	T. Zuhn III	D. Glaze	J. Nailor/ J. Bech	F. Mendoza	--	A. Jeanty
11/29	at CLE	--	--	--	--	--	--	--	--	--	--	--
12/13	LAC	--	--	--	--	--	--	--	--	--	--	--
12/20	DEN	--	--	--	--	--	--	--	--	--	--	--
12/27	TEN	--	--	--	--	--	--	--	--	--	--	--
1/3	at ARI	--	--	--	--	--	--	--	--	--	--	--
1/10	at KC	--	--	--	--	--	--	--	--	--	--	--

DEFENSE														
DATE	OPPONENT	DE	DT	DT	DT	DE	LB	LB	LB	CB	CB	CB	S	S
9/13	MIA	K. Paye	F. Fatukasi	T. Hemingway	--	M. Crosby	Q. Walker	N. Dean	--	D. Porter	T. Johnson	E. Stokes	J. Chinn	T. Stukes
9/20	at LAC	--	F. Fatukasi	T. Hemingway	A. Butler	M. Crosby	Q. Walker	N. Dean	T. Eichenberg	H. Masses	--	E. Stokes	J. Chinn	T. Stukes
9/27	at NO	K. Paye	F. Fatukasi	T. Hemingway	--	M. Crosby	Q. Walker	N. Dean	--	H. Masses	T. Johnson	E. Stokes	J. Chinn	I. Pola-Mao
10/4	KC	K. Paye	F. Fatukasi	--	--	M. Crosby	Q. Walker	N. Dean	--	H. Masses	T. Johnson	E. Stokes	J. Chinn	T. Stukes
10/11	at NE	K. Paye	F. Fatukasi	T. Hemingway	--	M. Crosby	Q. Walker	N. Dean	--	H. Masses	T. Johnson	E. Stokes	J. Chinn	T. Stukes
10/18	BUF	K. Paye	F. Fatukasi	--	A. Butler	M. Crosby	Q. Walker	N. Dean	--	D. Porter	T. Johnson	E. Stokes	J. Chinn	T. Stukes
10/25	LAR	K. Paye	F. Fatukasi	--	A. Butler	M. Crosby	Q. Walker	N. Dean	--	D. Porter	T. Johnson	E. Stokes	J. Chinn	T. Stukes
11/1	at NYJ	K. Paye	F. Fatukasi	--	A. Butler	M. Crosby	Q. Walker	N. Dean	--	D. Porter	T. Johnson	E. Stokes	J. Chinn	T. Stukes
11/8	at SF	--	F. Fatukasi	--	A. Butler	M. Crosby	Q. Walker	N. Dean	T. Eichenberg	D. Porter	--	E. Stokes	J. Chinn	T. Stukes
11/15	SEA	K. Paye	F. Fatukasi	--	A. Butler	M. Crosby	Q. Walker	N. Dean	--	H. Masses	T. Johnson	E. Stokes	J. Chinn	T. Stukes
11/22	at DEN	K. Paye	F. Fatukasi	--	A. Butler	M. Crosby	Q. Walker	N. Dean	--	J. McCoy	T. Johnson	E. Stokes	J. Chinn	T. Stukes
11/29	at CLE	--	--	--	--	--	--	--	--	--	--	--	--	--
12/13	LAC	--	--	--	--	--	--	--	--	--	--	--	--	--
12/20	DEN	--	--	--	--	--	--	--	--	--	--	--	--	--
12/27	TEN	--	--	--	--	--	--	--	--	--	--	--	--	--
1/3	at ARI	--	--	--	--	--	--	--	--	--	--	--	--	--
1/10	at KC	--	--	--	--	--	--	--	--	--	--	--	--	--

Rookies underlined.

PLAYER PARTICIPATION

2026 REGULAR SEASON LAS VEGAS RAIDERS PLAYER PARTICIPATION															
	MIA	AT LAC	AT NO	KC	AT NE	BUF	LAR	AT NYJ	AT SF	SEA	AT DEN				
PLAYERS	9/13	9/20	9/27	10/4	10/11	10/18	10/25	11/1	11/8	11/15	11/22	GP	GS	DNP	IN
Chigozie Anusiem	*IR*	*IR*	*IR*	*IR*	*IR*	*IR*	*IR*	*IR*	*IR*	*IR*	*IR*	0	0	0	0
Jack Bech	P	**WR**	P	*IR*	*IR*	*IR*	*IR*	P	P	P	**WR**	7	2	0	0
Ronnie Bell	*PS*	*PS*	*PS*	*NOT*	*NOT*	*NOT*	*NOT*	*NOT*	*NOT*	*NOT*	NOT	0	0	0	0
Malik Benson	P	P	P	P	P	P	P	*N*	*N*	*N*	*N*	7	0	0	4
Thomas Booker IV	P	P	P	P	P	P	*N*	P	*N*	*N*	P	8	0	0	3
Brock Bowers	*N*	*N*	**TE**	**TE**	**TE**	**TE**	**TE**	**TE**	**TE**	**TE**	*N*	8	8	0	3
Spencer Burford	**LG**	**LG**	**LG**	**LG**	**LG**	**LG**	**LG**	**LG**	**LG**	**LG**	**LG**	11	11	0	0
Adam Butler	P	**DT**	P	P	P	**DT**	**DT**	**DT**	**DT**	**DT**	**DT**	11	7	0	0
Bryce Cabeldue	*N*	*N*	*N*	P	P	*N*	*N*	*N*	*N*	*N*	*N*	2	0	0	9
Jeremy Chinn	**SS**	**SS**	**SS**	**SS**	**SS**	**SS**	**SS**	**SS**	**SS**	**SS**	**SS**	11	11	0	0
Brandon Cleveland	*PS*	*PS*	*PS*	*PS*	*PS*	*PS*	*PS*	*PS*	*PS*	*PS*	*PS*	0	0	0	0
AJ Cole	P	P	P	P	P	P	P	P	P	P	P	11	0	0	0
Chris Collier	*IR*	*IR*	*IR*	*IR*	*IR*	*IR*	*IR*	*IR*	*IR*	NOT	NOT	0	0	0	0
Kirk Cousins	**QB**	**QB**	**QB**	**QB**	**QB**	**QB**	**QB**	**QB**	**QB**	NOT	NOT	9	9	0	0
Keyron Crawford	*IR*	*IR*	*IR*	*IR*	*IR*	*IR*	*IR*	*IR*	*IR*	*IR*	*IR*	0	0	0	0
Maxx Crosby	**DE**	**DE**	**DE**	**DE**	**DE**	**DE**	**DE**	**DE**	**DE**	**DE**	**DE**	11	11	0	0
Nakobe Dean	**LB**	**LB**	**LB**	**LB**	**LB**	**LB**	**LB**	**LB**	**LB**	**LB**	**LB**	11	11	0	0
Phillip Dorsett II	NOT	NOT	NOT	*PS*	*PS*	*PS*	*PS*	*PS*	*NOT*	NOT	NOT	0	0	0	0
Tommy Eichenberg	P	**LB**	P	P	P	P	P	P	**LB**	P	P	11	2	0	0
Folorunso Fatukasi	**DT**	**DT**	**DT**	**DT**	**DT**	**DT**	**DT**	**DT**	**DT**	**DT**	**DT**	11	11	0	0
Matt Gay	P	P	P	P	P	P	P	P	P	P	P	11	0	0	0
DJ Glaze	**RT**	**RT**	**RT**	**RT**	**RT**	**RT**	**RT**	**RT**	**RT**	**RT**	**RT**	11	11	0	0
Charles Grant	P	P	P	P	P	P	P	P	P	P	P	11	0	0	0
Patrick Gurd	*PS*	*PS*	*PS*	*PS*	*PS*	*PS*	*PS*	*PS*	*PS*	*PS*	*PS*	0	0	0	0
Roman Hemby	*PS*	*PS*	*PS*	*PS*	*N*	*PS*	*PS*	*PS*	*PS*	*PS*	*PS*	0	0	0	1
Tonka Hemingway	**DT**	**DT**	**DT**	**DT**	**DT**	*N*	P	P	P	P	*N*	9	5	0	2
Niklas Henning	*PS*	*PS*	*PS*	*PS*	*PS*	*PS*	*PS*	*PS*	*PS*	*PS*	*PS*	0	0	0	0
Connor Heyward	**FB**	P	**FB**	P	P	**FB**	P	**FB**	P	**FB**	P	11	5	0	0
Brennan Jackson	*IR*	*IR*	*IR*	*IR*	*IR*	*IR*	*IR*	*IR*	*IR*	*IR*	*IR*	0	0	0	0
Ashton Jeanty	**RB**	**RB**	**RB**	**RB**	**RB**	**RB**	**RB**	**RB**	**RB**	**RB**	**RB**	11	11	0	0
Dalton Johnson	*N*	*N*	*N*	P	*N*	*N*	*N*	*N*	*N*	*N*	*N*	1	0	0	10
Patrick Johnson	P	P	P	P	P	P	P	*IR*	*IR*	*IR*	*IR*	7	0	0	0
Taron Johnson	**CB**	P	**CB**	**CB**	**CB**	**CB**	**CB**	**CB**	P	**CB**	**CB**	11	9	0	0
Tim Keenan III	*PS*	*PS*	*PS*	*PS*	*PS*	*PS*	P	P	**DT**	P	P	5	1	0	0
Amari Kight	NOT	NOT	NOT	NOT	NOT	NOT	NOT	NOT	NOT	NOT	*PS*	0	0	0	0
Darian Kinnard	NOT	NOT	NOT	NOT	NOT	NOT	NOT	*PS*	NOT	NOT	NOT	0	0	0	0
Malcolm Koonce	P	P	P	P	P	P	P	P	P	P	P	11	0	0	0
Dylan Laube	P	**RB**	P	P	P	P	P	P	P	P	P	11	1	0	0
Jonah Laulu	P	P	P	*N*	P	P	*N*	NOT	NOT	NOT	NOT	5	0	0	2
Cody Lindenberg	*N*	P	P	P	P	P	P	P	P	P	P	10	0	0	1
Tyler Linderbaum	**C**	**C**	**C**	**C**	**C**	**C**	**C**	**C**	**C**	**C**	**C**	11	11	0	0
Darrell Luter Jr.	*N*	P	*N*	*N*	P	P	P	P	P	P	P	8	0	0	3
Hezekiah Masses	P	**CB**	**CB**	**CB**	**CB**	P	P	P	P	**CB**	P	11	5	0	0
Kansei Matsuzawa	*PS*	*PS*	*PS*	*PS*	*PS*	*PS*	*PS*	*PS*	*PS*	*PS*	*PS*	0	0	0	0

PLAYER PARTICIPATION

Michael Mayer	**TE**	**TE**	**TE**	**TE**	**TE**	**TE**	**TE**	**TE**	**TE**	**TE**	**TE**	11	11	0	0
Tristin McCollum	P	*N*	P	*N*	*N*	*N*	*N*	*N*	*X*	*N*	*N*	2	0	1	8
Jermod McCoy	*X*	P	P	P	P	P	P	P	P	P	**CB**	10	1	1	0
Cameron McGrone	*PS*	*PS*	*PS*	*PS*	*PS*	*PS*	*PS*	*PS*	*PS*	*PS*	*PS*	0	0	0	0
Fernando Mendoza	*X*	*X*	*X*	*X*	P	*X*	*X*	*X*	*X*	**QB**	**QB**	3	2	8	0
Kolton Miller	**LT**	**LT**	**LT**	**LT**	**LT**	**LT**	**LT**	**LT**	**LT**	**LT**	**LT**	11	11	0	0
Chris Myarick	P	P	*PS*	*PS*	*PS*	*PS*	NOT	NOT	NOT	NOT	NOT	2	0	0	0
Jalen Nailor	**WR**	P	P	P	*N*	P	**WR**	P	**WR**	P	**WR**	10	4	0	1
Aidan O'Connell	*N*	*N*	*N*	*N*	*N*	*N*	*N*	*N*	*N*	*X*	*X*	0	0	2	9
Dare Ogunbowale	*PS*	*PS*	*PS*	NOT	NOT	NOT	NOT	NOT	NOT	NOT	NOT	0	0	0	0
Azeez Ojulari	NOT	NOT	NOT	NOT	NOT	NOT	NOT	NOT	NOT	NOT	*PS*	0	0	0	0
Segun Olubi	P	P	P	P	P	P	P	P	P	P	P	11	0	0	0
Kwity Paye	**EDGE**	P	**EDGE**	**EDGE**	**EDGE**	**EDGE**	**EDGE**	**EDGE**	P	**EDGE**	**EDGE**	11	9	0	0
JJ Pegues	*N*	*N*	*N*	P	*N*	P	P	*N*	P	P	P	6	0	0	5
Justin Pickett	*IR*	*IR*	*IR*	*IR*	*IR*	*IR*	*IR*	*IR*	*IR*	*IR*	*IR*	0	0	0	0
Isaiah Pola-Mao	P	P	**FS**	P	P	P	P	P	P	P	P	11	1	0	0
Darien Porter	**CB**	*N*	P	P	P	**CB**	**CB**	**CB**	**CB**	P	P	10	5	0	1
Jackson Powers-Johnson	**RG**	**RG**	**RG**	*N*	**RG**	P	P	P	P	P	P	10	4	0	1
Will Putnam	*PS*	*PS*	*PS*	*PS*	*PS*	*PS*	*PS*	*PS*	*PS*	*PS*	*PS*	0	0	0	0
Caleb Rogers	P	P	P	**RG**	P	**RG**	**RG**	P	P	P	P	11	3	0	0
Corey Rucker	*IR*	*IR*	*IR*	*IR*	*IR*	*IR*	NOT	NOT	NOT	NOT	NOT	0	0	0	0
Carter Runyon	*IRD*	*IRD*	*IRD*	*IRD*	*IRD*	*IRD*	*IRD*	*IRD*	*PS*	P	P	2	0	0	0
Justin Shorter	*IR*	*IR*	*IR*	NOT	NOT	NOT	NOT	NOT	NOT	NOT	NOT	0	0	0	0
Cian Slone	*PS*	*PS*	*PS*	*PS*	*PS*	*N*	*N*	P	*PS*	*PS*	*PS*	1	0	0	2
Eric Stokes	**CB**	**CB**	**CB**	**CB**	**CB**	**CB**	**CB**	**CB**	**CB**	**CB**	**CB**	11	11	0	0
Treydan Stukes	**FS**	**FS**	*N*	**FS**	**FS**	**FS**	**FS**	**FS**	**FS**	**FS**	**FS**	10	10	0	1
Ian Thomas	P	P	P	**TE**	P	P	P	P	P	P	P	11	1	0	0
Deven Thompkins	*PS*	*PS*	*PS*	*PS*	P	*PS*	*PS*	*PS*	*PS*	*PS*	*PS*	1	0	0	0
Dont'e Thornton Jr.	*IR*	*IR*	*IR*	*IR*	*IR*	*IR*	*IR*	*N*	*N*	*N*	*N*	0	0	0	4
Jamari Thrash	NOT	NOT	NOT	NOT	NOT	*PS*	*PS*	*NOTT*	*NOTT*	*NOTT*	NOT	0	0	0	0
Bralen Trice	NOT	NOT	NOT	NOT	NOT	NOT	NOT	*PS*	*PS*	*PS*	NOT	0	0	0	0
Tre Tucker	**WR**	**WR**	**WR**	**WR**	**WR**	**WR**	**WR**	**WR**	**WR**	**WR**	**WR**	11	11	0	0
Greedy Vance	*PS*	*PS*	*PS*	*PS*	*PS*	*PS*	*PS*	*PS*	*PS*	*PS*	*PS*	0	0	0	0
Quay Walker	**LB**	**LB**	**LB**	**LB**	**LB**	**LB**	**LB**	**LB**	**LB**	**LB**	**LB**	11	11	0	0
Alex Ward	P	P	P	P	P	P	P	P	P	P	P	11	0	0	0
Mike Washington Jr.	P	P	P	P	P	P	P	P	P	P	P	11	0	0	0
Cody White	P	P	P	P	**WR**	P	P	P	P	P	P	11	1	0	0
Chris Williams	NOT	NOT	NOT	NOT	NOT	NOT	NOT	NOT	NOT	NOT	P	1	0	0	0
Owen Wright	NOT	NOT	NOT	*PS*	*PS*	*PS*	*PS*	*PS*	*PS*	*PS*	*PS*	0	0	0	0
Dareke Young	P	P	P	P	P	P	P	P	P	P	P	11	0	0	0
Trey Zuhn III	P	P	P	P	*N*	P	P	**RG**	**RG**	**RG**	**RG**	10	4	0	1

LEGEND:
CAPS=Starter, P=Player was a substitution, N=On Inactive List, X=Did Not Play (Non-injury), IR=Injured Reserve, PS=Practice Squad, IRD=Injured Reserve - Designated For Return, NOT=Not on Roster, NOTT=Not on any Team

TRANSACTIONS

DATE	POS.	PLAYER	TRANSACTION
11/24	T	Amari Kight	Released from PS
	DT	David Blay	Signed to PS
11/23	TE	Carter Runyon	Reverted to practice squad
11/21	DT	Chris Williams	Elevated from practice squad
11/16	TE	Carter Runyon	Reverted to practice squad
	QB	Brett Rypien	Signed to PS
11/14	TE	Carter Runyon	Elevated from practice squad
11/12	RB	Chris Collier	Waived
11/10	DT	Tim Keenan III	Signed to active roster from practice squad
	QB	Kirk Cousins	Traded to the Minnesota Vikings in exchange for a 2027 third-round pick.
11/9	DL	Tim Keenan III	Reverted to practice squad
11/7	DL	Tim Keenan III	Elevated from practice squad
11/6	TE	Carter Runyon	Signed to PS
11/5	WR	Cody White	Signed as FA
11/4	TE	Carter Runyon	Activated from the Reserve/Injured List
11/3	DE	Anthony Goodlow	Signed to PS
11/2	DL	Tim Keenan III	Reverted to practice squad
10/31	WR	Jack Bech	Activated from the Reserve/Injured List
	DL	Tim Keenan III	Elevated from practice squad
10/28	DE	Bralen Trice	Signed to PS
10/27	DT	Jonah Laulu	Waived
	WR	Dont'e Thornton Jr.	Activated from the Reserve/Injured List
10/26	DL	Tim Keenan III	Reverted to practice squad
10/24	DE	Cian Slone	Elevated from practice squad
10/21	WR	Tyler Scott	Released from PS
10/20	WR	Corey Rucker	Waived
10/19	OL	Evan Neal	Released from PS
	T	Amari Kight	Signed to PS
	DE	Cian Slone	Reverted to practice squad
10/17	DE	Cian Slone	Elevated from practice squad
10/12	WR	Jamari Thrash	Signed to PS
	RB	Roman Hemby	Reverted to practice squad
10/10	RB	Roman Hemby	Elevated from practice squad
9/30	RB	Owen Wright	Signed to PS
9/29	WR	Cody White	Signed to active roster from practice squad
	WR	Justin Shorter	Waived
9/28	WR	Cody White	Reverted to practice squad
	WR	Tyler Scott	Signed to PS
9/26	WR	Cody White	Elevated from practice squad
9/21	TE	Chris Myarick	Reverted to practice squad
9/19	TE	Chris Myarick	Elevated from practice squad
9/14	TE	Chris Myarick	Reverted to practice squad
9/12	TE	Chris Myarick	Elevated from practice squad
9/10	G	Bryce Cabeldue	Claimed via waivers from Seahawks
9/7	DL	Tim Keenan III	Signed to PS
	S	Devin Lafayette	Released from PS
9/3	DE	Jahfari Harvey	Released from PS
	TE	Albert Okwuegbunam	Released from PS
	DL	Azeez Ojulari	Signed to PS
9/1	CB	Darrell Luter Jr.	Claimed via waivers from 49ers
8/31	WR	Dont'e Thornton Jr.	Placed on Reserve/Injured List
	WR	Cody White	Signed to PS
	C	Jordan Meredith	Traded to NYJ along with a 2029 seventh-round pick in exchange for a 2027 sixth-round draft pick
	DE	Jahfari Harvey	Signed to PS
	T	Niklas Henning	Signed to PS
	LB	Cameron McGrone	Signed to PS
	TE	Chris Myarick	Signed to PS
	TE	Albert Okwuegbunam	Signed to PS
	DE	Cian Slone	Signed to PS
	WR	Deven Thompkins	Signed to PS
	K	Kansei Matsuzawa	Signed to PS
8/30	QB	Jacob Clark	Waived
	DE	Keyron Crawford	Placed on the Reserve/Injured List
	LS	Tyler Duzansky	Waived
	DE	Jahfari Harvey	Waived
	T	Niklas Henning	Waived
	T	Isaiah Jatta	Waived
	DT	Treven Ma'ae	Waived
	WR	Brandon Johnson	Released

POS.	PLAYER	TRANSACTION
CB	Greedy Vance	Released from PS
CB	A.J. Woods	Signed to PS
DT	Chris Williams	Reverted to practice squad
TE	Carter Runyon	Elevated from practice squad
DE	Bralen Trice	Released from PS
DT	Chris Williams	Signed to PS
WR	Phillip Dorsett	Released from PS
TE	Carter Runyon	Waived
WR	Cody White	Released
T	Darian Kinnard	Released from PS
DE	Cian Slone	Reverted to practice squad
DE	Patrick Johnson	Placed on Reserve/Injured List
DE	Cian Slone	Elevated from practice squad
WR	Jamari Thrash	Released from PS
DE	Cian Slone	Reverted to practice squad
DL	Tim Keenan III	Elevated from practice squad
TE	Chris Myarick	Released from PS
T	Darian Kinnard	Signed to PS
WR	Tyler Scott	Placed on Practice Squad/Injured List
WR	Deven Thompkins	Reverted to practice squad
WR	Deven Thompkins	Elevated from practice squad
WR	Jack Bech	Placed on Reserve/Injured List
WR	Phillip Dorsett	Signed to PS
WR	Ronnie Bell	Released from PS
WR	Cody White	Reverted to practice squad
WR	Cody White	Elevated from practice squad
WR	Cody White	Reverted to practice squad
WR	Cody White	Elevated from practice squad
G	Atonio Mafi	Waived
TE	Patrick Gurd	Signed to PS
DT	Gary Smith III	Released from PS
T	Kamar Missouri	Released from PS
WR	Ronnie Bell	Signed to PS
OL	Evan Neal	Signed to PS
LB	Segun Olubi	Signed as FA
CB	Decamerion Richardson	Waived
DT	Brandon Cleveland	Signed to PS
RB	Roman Hemby	Signed to PS
S	Devin Lafayette	Signed to PS
T	Kamar Missouri	Signed to PS
RB	Dare Ogunbowale	Signed to PS
C	Will Putnam	Signed to PS
DT	Gary Smith III	Signed to PS
CB	Greedy Vance	Signed to PS
DT	Brandon Cleveland	Waived
OL	Braeden Daniels	Waived
F	Patrick Gurd	Waived
RB	Roman Hemby	Waived
WR	Shedrick Jackson	Waived
S	Devin Lafayette	Waived
WR	Phillip Dorsett	Released
LB	Buddy Johnson	Released

	K	Kansei Matsuzawa	Waived	LB	Cameron McGrone	Released
	T	Kamar Missouri	Waived	TE	Chris Myarick	Released
	CB	Caleb Offord	Waived	RB	Dare Ogunbowale	Released
	TE	Albert Okwuegbunam	Released	LB	Segun Olubi	Released
	S	Devyn Perkins	Waived	C	Will Putnam	Waived
	TE	Carter Runyon	Placed on the Reserve/Injured List -Designated To Return	WR	Chase Roberts	Waived/Injured
	DE	Cian Slone	Waived	DT	Gary Smith III	Waived
	LB	Xavian Sorey Jr.	Waived	WR	Deven Thompkins	Released
	CB	Greedy Vance	Waived	T	Dalton Wagner	Waived
	WR	E.J. Williams Jr.	Waived			
8/24	WR	Noah Brown	Released			
8/22	CB	Chigozie Anusiem	Placed on Reserve/Injured List			
8/16	WR	Noah Brown	Signed as FA	DT	Benito Jones	Released
8/15	DT	Folorunso Fatukasi	Signed as FA	LB	Brennan Jackson	Placed on Reserve/Injured List
8/12	G	Justin Pickett	Waived/Injured	OL	Braeden Daniels	Signed as FA
8/6	RB	Dare Ogunbowale	Signed as FA			
8/5	S	Tanner Wall	Waived	TE	Chris Myarick	Signed as FA
	TE	Zack Kuntz	Waived			
7/31	TE	Zack Kuntz	Signed as FA	RB	Chris Collier	Waived/Injured
7/27	WR	Jonathan Brady	Waived	LB	Chris Thomas	Waived
	DT	Laki Tasi	Waived	LB	Buddy Johnson	Signed as FA
	WR	Deven Thompkins	Signed as FA	DE	Patrick Johnson	Signed as FA
6/10	WR	Brandon Johnson	Signed as FA	WR	Corey Rucker	Placed on Reserve/Injured List
5/13	DT	Benito Jones	Signed as FA	DT	Brodric Martin	Waived/Injured
5/11	LB	Cameron McGrone	Signed as FA	WR	Brenden Rice	Waived
5/4	WR	Jonathan Brady	Signed as UDFA	WR	Justin Shorter	Placed on Reserve/Injured List
5/2	G	McClendon Curtis	Waived	TE	Matt Lauter	Waived
	G	Layden Robinson	Waived	DE	Charles Snowden	Waived
	TE	Patrick Gurd	Signed as UDFA	S	Devyn Perkins	Signed as UDFA
	T	Kamar Missouri	Signed as UDFA	T	Niklas Henning	Signed as UDFA
4/30	QB	Jacob Clark	Signed as UDFA	WR	Corey Rucker	Signed as UDFA
	WR	E.J. Williams Jr.	Signed as UDFA	RB	Roman Hemby	Signed as UDFA
	K	Kansei Matsuzawa	Signed as UDFA	CB	Caleb Offord	Signed as UDFA
	S	Devin Lafayette	Signed as UDFA	S	Tanner Wall	Signed as UDFA
	TE	Matt Lauter	Signed as UDFA	LS	Tyler Duzansky	Signed as UDFA
	DE	Cian Slone	Signed as UDFA	LB	Xavian Sorey Jr.	Signed as UDFA
	LB	Chris Thomas	Signed as UDFA	T	Isaiah Jatta	Signed as UDFA
	DT	Gary Smith III	Signed as UDFA	G	Justin Pickett	Signed as UDFA
	WR	Chase Roberts	Signed as UDFA	DT	Brandon Cleveland	Signed as draft pick (D7-'26)
	G	--	Signed as draft pick (D3b-'26)	RB	Mike Washington Jr.	Signed as draft pick (D4b-'26)
	CB	Hezekiah Masses	Signed as draft pick (D5b-'26)	WR	Malik Benson	Signed as draft pick (D6-'26)
	S	Dalton Johnson	Signed as draft pick (D5a-'26)	S	Treydan Stukes	Signed as draft pick (D2-'26)
	LB	Jamin Davis	Released			
4/25	DE	Tyree Wilson	Traded to the New Orleans Saints along with a 2026 seventh-round pick in exchange for a 2026 fifth-round pick			
4/13	T	Josh Miles	Placed on Reserve/Retired List			
4/8	TE	Ian Thomas	Re-signed			
4/7	DE	Charles Snowden	Re-signed as Exclusive Rights FA	C/G	Jordan Meredith	Re-signed as RFA
4/6	QB	Kirk Cousins	Signed as FA	C	Will Putnam	Re-signed as Exclusive Rights FA
4/3	S	Tristin McCollum	Re-signed as Exclusive Rights FA			
3/17	G	Spencer Burford	Signed as UFA (SF)	DT	Thomas Booker IV	Re-signed as RFA
3/16	LB	Segun Olubi	Signed as UFA (Ind.)			
3/13	FB	Connor Heyward	Signed as UFA (Pit.)	WR	Dareke Young	Signed as UFA (Sea.)
3/12	LB	Quay Walker	Signed as UFA (GB)	DE	Kwity Paye	Signed as UFA (Ind.)
	WR	Jalen Nailor	Signed as UFA (Min.)	C	Tyler Linderbaum	Signed as UFA (Bal.)
3/11	LB	Nakobe Dean	Signed as UFA (Phi.)	QB	Geno Smith	Traded to the New York Jets along with a 2026 seventh-round pick in exchange for a 2026 sixth-round pick
	CB	Taron Johnson	Acquired via trade from the Buffalo Bills along with a 2026 seventh-round pick in exchange for a 2026 sixth-round pick	DE	Malcolm Koonce	Re-signed
	K	Matt Gay	Signed as FA			
3/9	CB	Eric Stokes	Re-signed			
3/6	G	Alex Cappa	Released			
1/20	LS	Alex Ward	Signed to a Reserve/Future contract			
1/5	RB	Chris Collier	Signed to a Reserve/Future contract	G	McClendon Curtis	Signed to a Reserve/Future contract
	LB	Jamin Davis	Signed to a Reserve/Future contract	WR	Phillip Dorsett	Signed to a Reserve/Future contract
	DT	Treven Ma'ae	Signed to a Reserve/Future contract	T	Josh Miles	Signed to a Reserve/Future contract
	TE	Albert Okwuegbunam	Signed to a Reserve/Future contract	WR	Brenden Rice	Signed to a Reserve/Future contract
	G	Layden Robinson	Signed to a Reserve/Future contract	WR	Justin Shorter	Signed to a Reserve/Future contract
	OL	Laki Tasi	Signed to a Reserve/Future contract	T	Dalton Wagner	Signed to a Reserve/Future contract

LB	Jamin Davis	Reverted to practice squad	T	Dalton Wagner	Reverted to practice squad

LAS

VEGAS

RAIDERS

STATS

WEEKLY

RELEASE

2026

LAS VEGAS RAIDERS STATS

WON 4, LOST 7

09/13	W	27-13	Miami	62,541
09/20	W	26-14	at L.A. Chargers	71,567
09/27	W	35-27	at New Orleans	70,006
10/04	L	27-30	Kansas City	62,593
10/11	L	17-45	at New England	64,628
10/18	L	30-33	Buffalo	62,618
10/25	L	21-35	L.A. Rams	62,550
11/01	W	38-33	at N.Y. Jets	70,080
11/08	L	17-38	at San Francisco	71,753
11/15	L	13-21	Seattle	62,624
11/22	L	24-38	at Denver	76,827

2026 TEAM STATISTICS

	LV	OPP.
FIRST DOWNS	**208**	**250**
Rushing	47	91
Passing	138	134
Penalty	23	25
Third Down-Made/Att	64/147	61/134
Third Down Efficiency	43.5%	45.5%
Fourth Down-Made/Att	7/18	6/11
Fourth Down Efficiency	38.9%	54.5%
TOTAL NET YARDS	**3,512**	**4,202**
Avg. Per Game	319.3	382.0
Total Plays	682	695
Avg. Per Play	5.1	6.0
NET YARDS RUSHING	**850**	**1,644**
Avg. Per Game	77.3	149.5
Total Rushes	270	341
Avg. Per Rush	3.1	4.8
NET YARDS PASSING	**2,662**	**2,558**
Avg. Per Game	242.0	232.5
Sacked/Yards Lost	22/149	23/145
Gross Yards	2,811	2,703
Attempts/Completions	390/244	331/216
Pct. of Completion	62.6%	65.3%
Had Intercepted	9	8
PUNTS/AVERAGE	**40/50.7**	**34/47.8**
Net Punting Average	43.9	44.1
PUNT RETURN/AVG.	**10/12.5**	**17/11.5**
KICKOFF RETURN/AVG.	**47/29.1**	**40/25.3**
INTERCEPTION RETURN/AVG.	**8/11.6**	**9/10.1**
PENALTIES/YARDS	**63/476**	**76/600**
FUMBLES/BALL LOST	**12/5**	**17/9**
TOUCHDOWNS	**30**	**41**
Rushing	6	16
Passing	23	23
Returns	1	2
EXTRA POINTS/ATTEMPTS	**25/25**	**39/40**
TWO POINT CONVERSION/ATT.	**1/5**	**0/1**
FIELD GOALS/ATTEMPTS	**22/24**	**14/17**
AVG. TIME OF POSSESSION	**28:20**	**31:40**

SCORE BY PERIODS	Q1	Q2	Q3	Q4	OT	PTS
TEAM	48	78	54	95	0	275
OPPONENTS	67	99	94	67	0	327

SCORING	TD	RU	PA	RT	K-PAT	FG	2PT	S	PTS
M. Gay	0	0	0	0	25/25	22/24	0	0	91
B. Bowers	6	0	6	0	0/0	0/0	0	0	36
A. Jeanty	5	1	4	0	0/0	0/0	0	0	30
T. Tucker	4	0	4	0	0/0	0/0	0	0	24
C. White	3	0	3	0	0/0	0/0	1	0	20
J. Bech	2	0	2	0	0/0	0/0	0	0	12
K. Cousins	2	2	0	0	0/0	0/0	0	0	12
D. Laube	2	1	0	1	0/0	0/0	0	0	12
I. Thomas	2	0	2	0	0/0	0/0	0	0	12
M. Mayer	1	0	1	0	0/0	0/0	0	0	6
F. Mendoza	1	1	0	0	0/0	0/0	0	0	6
J. Nailor	1	0	1	0	0/0	0/0	0	0	6
M. Washington Jr.	1	1	0	0	0/0	0/0	0	0	6
TEAM	**30**	**6**	**23**	**1**	**25/25**	**22/24**	**1**	**0**	**275**
OPPONENTS	**41**	**16**	**23**	**2**	**39/40**	**14/17**	**0**	**0**	**327**

2-Pt Conv: C. White 1, **TM** 1-5, **OPP** 0-1

RUSHING	NO.	YDS	AVG	LONG	TD
A. Jeanty	134	459	3.4	46	1
M. Washington Jr.	88	340	3.9	36t	1
F. Mendoza	11	47	4.3	11	1
D. Laube	5	9	1.8	5	1
K. Cousins	22	7	0.3	5	2
B. Bowers	1	2	2.0	2	0
M. Mayer	1	2	2.0	2	0
C. Heyward	5	-2	-0.4	1	0
T. Tucker	2	-6	-3.0	5	0
M. Benson	1	-8	-8.0	-8	0
TEAM	**270**	**850**	**3.1**	**46**	**6**
OPPONENTS	**341**	**1,644**	**4.8**	**76**	**16**

RECEIVING	TAR	NO.	YDS	AVG	LONG	TD
B. Bowers	72	50	676	13.5	33	6
T. Tucker	68	36	588	16.3	44t	4
A. Jeanty	67	51	507	9.9	68t	4
M. Mayer	53	42	408	9.7	28	1
J. Nailor	37	16	137	8.6	16	1
J. Bech	24	16	155	9.7	20	2
C. White	20	9	134	14.9	28	3
M. Benson	9	2	12	6.0	6	0
I. Thomas	7	7	92	13.1	27t	2
M. Washington Jr.	7	4	15	3.8	7	0
C. Heyward	4	4	28	7.0	13	0
D. Laube	4	4	15	3.8	7	0
D. Young	3	2	36	18.0	27	0
D. Thompkins	1	1	8	8.0	8	0
TEAM	**376**	**244**	**2,811**	**11.5**	**68t**	**23**
OPPONENTS	**313**	**216**	**2,703**	**12.5**	**71t**	**23**

INTERCEPTIONS	NO.	YDS	AVG	LONG	TD
H. Masses	3	67	22.3	35	0
T. Stukes	2	26	13.0	26	0
J. Chinn	1	0	0.0	0	0
N. Dean	1	0	0.0	0	0
I. Pola-Mao	1	0	0.0	0	0
TEAM	**8**	**93**	**11.6**	**35**	**0**
OPPONENTS	**9**	**91**	**10.1**	**35t**	**2**

FUMBLES	FUM	LST	FF	REC	TD
B. Bowers	2	2	0	0	0
D. Laube	2	1	0	1	0
M. Mayer	1	1	0	1	0
D. Young	1	1	0	0	0
J. Bech	1	0	0	1	0
A. Butler	0	0	1	1	0
K. Cousins	3	0	0	1	0
C. Heyward	0	0	0	1	0
H. Masses	1	0	0	0	0
M. Washington Jr.	1	0	0	1	0
TEAM	**12**	**5**	**1**	**7**	**0**
OPPONENTS	**17**	**9**	**1**	**1**	**0**

PUNTING	NO.	YDS	AVG	NET	TB	IN	LG	B
A. Cole	40	2,029	50.7	43.9	4	15	72	0
TEAM	**40**	**2,029**	**50.7**	**43.9**	**4**	**15**	**72**	**0**
OPPONENTS	**34**	**1,625**	**47.8**	**44.1**	**0**	**17**	**64**	**0**

PUNT RETURNS	RET	FC	YDS	AVG	LONG	TD
M. Benson	7	5	94	13.4	23	0
D. Thompkins	1	0	18	18.0	18	0
D. Laube	2	12	13	6.5	13	0
TEAM	**10**	**17**	**125**	**12.5**	**23**	**0**
OPPONENTS	**17**	**7**	**195**	**11.5**	**27**	**0**

KICKOFF RETURNS	NO.	YDS	AVG	LONG	TD
D. Laube	32	956	29.9	95t	1
D. Young	12	331	27.6	32	0
D. Thompkins	3	80	26.7	32	0
TEAM	**47**	**1,367**	**29.1**	**95t**	**1**
OPPONENTS	**40**	**1,012**	**25.3**	**79**	**0**

FIELD GOALS	1-19	20-29	30-39	40-49	50+
M. Gay	0/0	5/5	7/7	7/8	3/4
TEAM	**0/0**	**5/5**	**7/7**	**7/8**	**3/4**
OPPONENTS	**0/0**	**4/4**	**7/7**	**3/5**	**0/1**

M. Gay: (47G, 30G) (59G) (41G, 37G, 25G) (32G, 48G, 44G, 48G) (49LU, 46G) (35G, 27G, 23G) (51WL, 30G, 27G, 36G) (53G) (50G) (34G, 43G) (28G)
OPP: (41G, 37G, 41WL) (58RU) (28G) (28G) (44G, 28G, 47G, 38G) (21G, 36G, 39G, 31G) (35G) (44WR) (38G)

SACKS: M. Crosby 5.0, K. Paye 3.0, M. Koonce 3.0, N. Dean 2.5, Q. Walker 2.0, T. Keenan III 1.0, J. Chinn 1.0, E. Stokes 1.0, T. Hemingway 1.0, F. Fatukasi 1.0, A. Butler 0.5, J. Laulu 0.5, T. Johnson 0.5, **TM** 22.0, **OPP** 22.0 **FUM/LOST:** K. Cousins 3/0, B. Bowers 2/2, D. Laube 2/1, M. Mayer 1/1, D. Young 1/1, M. Washington Jr. 1/0, J. Bech 1/0, H. Masses 1/0, **TM** 12/5, **OPP** 17/9

PASSING	ATT	CMP	YDS	CMP%	YDS/ATT	TD	TD%	INT	INT%	LONG	SACK	LOST	RATING
K. Cousins	315	202	2,340	64.1	7.4	20	6.3	8	2.5	45	11	64	97.1
F. Mendoza	74	41	458	55.4	6.2	3	4.1	1	1.4	68t	11	85	81.9
A. Cole	1	1	13	100.0	13.0	0	0.0	0	0.0	13	0	0	118.8
TEAM	**390**	**244**	**2,811**	**62.6**	**7.2**	**23**	**5.9**	**9**	**2.3**	**68t**	**22**	**149**	**94.3**
OPPONENTS	**331**	**216**	**2,703**	**65.3**	**8.2**	**23**	**6.9**	**8**	**2.4**	**71t**	**23**	**145**	**103.6**

CLEVELAND BROWNS STATS

WON 6, LOST 4

09/13	L	10-34	at Jacksonville	41,156
09/20	W	23-19	at Tampa Bay	61,391
09/27	W	21-18	Carolina	65,023
10/01	W	27-24	Pittsburgh	68,156
10/11	L	12-17	at N.Y. Jets	67,418
10/18	W	13-10	Baltimore	65,872
10/25	W	27-24	at Tennessee	63,710
11/01	L	6-27	at Pittsburgh	66,986
11/08	L	22-23 (OT)	at New Orleans	70,182
11/15	W	27-24	Houston	58,342

2026 TEAM STATISTICS

	CLE	OPP.
FIRST DOWNS	**174**	**195**
Rushing	50	75
Passing	105	102
Penalty	19	18
Third Down-Made/Att	48/135	53/139
Third Down Efficiency	35.6%	38.1%
Fourth Down-Made/Att	4/13	2/8
Fourth Down Efficiency	30.8%	25.0%
TOTAL NET YARDS	**3,149**	**3,274**
Avg. Per Game	314.9	327.4
Total Plays	621	635
Avg. Per Play	5.1	5.2
NET YARDS RUSHING	**975**	**1,263**
Avg. Per Game	97.5	126.3
Total Rushes	256	273
Avg. Per Rush	3.8	4.6
NET YARDS PASSING	**2,174**	**2,011**
Avg. Per Game	217.4	201.1
Sacked/Yards Lost	42/243	27/182
Gross Yards	2,417	2,193
Attempts/Completions	323/210	335/197
Pct. of Completion	65.0%	58.8%
Had Intercepted	4	7
PUNTS/AVERAGE	**48/49.9**	**46/45.8**
Net Punting Average	43.5	42.1
PUNT RETURN/AVG.	**12/9.3**	**22/11.2**
KICKOFF RETURN/AVG.	**47/26.5**	**39/26.0**
INTERCEPTION RETURN/AVG.	**7/2.6**	**4/9.8**
PENALTIES/YARDS	**84/610**	**68/550**
FUMBLES/BALL LOST	**14/8**	**15/6**
TOUCHDOWNS	**18**	**23**
Rushing	9	8
Passing	9	15
Returns	0	0
EXTRA POINTS/ATTEMPTS	**15/16**	**20/20**
TWO POINT CONVERSION/ATT.	**1/2**	**1/3**
FIELD GOALS/ATTEMPTS	**21/24**	**20/24**
AVG. TIME OF POSSESSION	**29:39**	**30:21**

SCORE BY PERIODS

	Q1	Q2	Q3	Q4	OT	PTS
TEAM	13	66	29	74	6	188
OPPONENTS	78	39	33	63	7	220

SCORING	TD	RU	PA	RT	K-PAT	FG	2PT	S	PTS
A. Szmyt	0	0	0	0	15/16	21/24	0	0	78
H. Fannin Jr.	4	0	4	0	0/0	0/0	0	0	24
Q. Judkins	4	4	0	0	0/0	0/0	0	0	24
D. Boston	3	0	3	0	0/0	0/0	1	0	20
K. Concepcion Jr.	2	1	1	0	0/0	0/0	0	0	12
D. Watson	2	2	0	0	0/0	0/0	0	0	12
A. Estimé	1	1	0	0	0/0	0/0	0	0	6
J. McLaughlin	1	1	0	0	0/0	0/0	0	0	6
B. Whiteheart	1	0	1	0	0/0	0/0	0	0	6
TEAM	**18**	**9**	**9**	**0**	**15/16**	**21/24**	**1**	**0**	**188**
OPPONENTS	**23**	**8**	**15**	**0**	**20/20**	**20/24**	**0**	**0**	**220**

2-Pt Conv: D. Boston 1, **TM** 1-2, **OPP** 0-2

A. Szmyt: (26G) (50G, 34G, 34G) (48G, 45G) (44G, 56G) (25G, 41G) (48G, 48WL, 37G) (28G, 43RU, 32G) (32G, 49G) (41G, 30G, 51G) (49G, 26G, 54WL)
OPP: (47G, 40G) (59G, 45G, 31G, 31G) (35G, 41G, 53G, 37G) (48WL, 31G) (54G) (34G, 49WL) (29G) (57WL, 20G, 37G) (30G, 52WR, 27G, 48G) (45G)

RUSHING	NO.	YDS	AVG	LONG	TD
Q. Judkins	126	423	3.4	30	4
D. Watson	59	266	4.5	21	2
D. Sampson	19	79	4.2	19	0
J. McLaughlin	11	72	6.5	28t	1
K. Concepcion Jr.	11	43	3.9	18	1
R. Sanders	9	43	4.8	17	0
S. Sanders	10	28	2.8	11	0
A. Estimé	9	19	2.1	7	1
M. Burton	1	2	2.0	2	0
C. Bojorquez	1	0	0.0	0	0
TEAM	**256**	**975**	**3.8**	**30**	**9**
OPPONENTS	**273**	**1,263**	**4.6**	**51**	**8**

RECEIVING	TAR	NO.	YDS	AVG	LONG	TD
D. Boston	63	33	523	15.8	60	3
K. Concepcion Jr.	63	40	458	11.5	64t	1
H. Fannin Jr.	62	44	544	12.4	39t	4
J. Jeudy	32	20	282	14.1	65	0
Q. Judkins	29	25	169	6.8	21	0
D. Sampson	22	16	152	9.5	22	0
R. Sanders	12	11	74	6.7	11	0
I. Bond	9	5	86	17.2	30	0
B. Whiteheart	7	4	48	12.0	17t	1
J. McLaughlin	6	4	14	3.5	9	0
T. Wallace	5	5	30	6.0	12	0
M. Corley	4	3	37	12.3	18	0
M. Burton	2	0	0	0.0	0	0
TEAM	**316**	**210**	**2,417**	**11.5**	**65**	**9**
OPPONENTS	**315**	**196**	**2,195**	**11.2**	**58**	**15**

INTERCEPTIONS	NO.	YDS	AVG	LONG	TD
D. Ward	3	0	0.0	0	0
M. Harden	1	25	25.0	25	0
G. Delpit	1	0	0.0	0	0
R. Hickman	1	-2	-2.0	-2	0
T. Campbell	1	-5	-5.0	-5	0
TEAM	**7**	**18**	**2.6**	**25**	**0**
OPPONENTS	**4**	**39**	**9.8**	**22**	**0**

FUMBLES	FUM	LST	FF	REC	TD
D. Watson	8	3	0	4	0
H. Fannin Jr.	2	2	0	0	0
C. Bojorquez	1	1	0	0	0
K. Concepcion Jr.	1	1	0	0	0
M. Corley	1	1	0	0	0
E. Jenkins	1	0	0	1	0
R. Sanders	0	0	0	1	0
TEAM	**14**	**8**	**0**	**6**	**0**
OPPONENTS	**15**	**6**	**0**	**5**	**0**

PUNTING	NO.	YDS	AVG	NET	TB	IN	LG	B
C. Bojorquez	48	2,393	49.9	43.5	3	16	81	0
TEAM	**48**	**2,393**	**49.9**	**43.5**	**3**	**16**	**81**	**0**
OPPONENTS	**46**	**2,109**	**45.8**	**42.1**	**3**	**21**	**62**	**0**

PUNT RETURNS	RET	FC	YDS	AVG	LONG	TD
D. Boston	6	6	56	9.3	16	0
K. Concepcion Jr.	6	12	55	9.2	21	0
TEAM	**12**	**18**	**111**	**9.3**	**21**	**0**
OPPONENTS	**22**	**8**	**246**	**11.2**	**23**	**0**

KICKOFF RETURNS	NO.	YDS	AVG	LONG	TD
M. Corley	19	489	25.7	34	0
R. Sanders	10	293	29.3	74	0
I. Bond	9	235	26.1	30	0
J. McLaughlin	5	117	23.4	29	0
D. Sampson	4	113	28.3	37	0
TEAM	**47**	**1,247**	**26.5**	**74**	**0**
OPPONENTS	**39**	**1,014**	**26.0**	**48**	**0**

FIELD GOALS	1-19	20-29	30-39	40-49	50+
A. Szmyt	0/0	4/4	6/6	8/10	3/4
TEAM	**0/0**	**4/4**	**6/6**	**8/10**	**3/4**
OPPONENTS	**0/0**	**3/3**	**8/8**	**6/8**	**3/5**

SACKS: I. McGuire 4.0, M. Graham 4.0, A. Huntington 3.5, M. Collins 3.5, C. Schwesinger 3.0, M. Harden 2.0, M. Hall Jr. 2.0, Q. Williams 1.0, S. Kamara 1.0, S. Williams 1.0, R. Hickman 1.0, G. Delpit 1.0, **TM** 27.0, **OPP** 42.0
FUM/LOST: D. Watson 8/3, H. Fannin Jr. 2/2, C. Bojorquez 1/1, K. Concepcion Jr. 1/1, M. Corley 1/1, E. Jenkins 1/0, **TM** 14/8, **OPP** 15/6

PASSING	ATT	CMP	YDS	CMP%	YDS/ATT	TD	TD%	INT	INT%	LONG	SACK	LOST	RATING
D. Watson	289	188	2,118	65.1	7.3	7	2.4	4	1.4	65	37	206	89.1
S. Sanders	34	22	299	64.7	8.8	2	5.9	0	0.0	64t	5	37	112.3
TEAM	**323**	**210**	**2,417**	**65.0**	**7.5**	**9**	**2.8**	**4**	**1.2**	**65**	**42**	**243**	**91.6**
OPPONENTS	**335**	**197**	**2,193**	**58.8**	**6.5**	**15**	**4.5**	**7**	**2.1**	**58**	**27**	**182**	**84.6**

DEFENSIVE/SPECIAL TEAMS STATS

2026 REGULAR SEASON LAS VEGAS RAIDERS DEFENSIVE STATS (THROUGH WEEK 11)

POS.	PLAYER	TKL.	AST.	COMB	TFL	SACKS/SK. YDS.	PR	FR	FF	INT./YDS.	PD
LB	N. Dean	56	63	119	9	2.5/17.5	4	1	3	1/0	3
LB	Q. Walker	39	52	91	7	2.0/12.0	2	2	0	0/0	0
S	J. Chinn	52	27	79	1	1.0/12.0	2	2	2	1/0	2
S	T. Stukes	26	21	47	0	0.0/0.0	0	0	0	2/26	5
CB	E. Stokes	28	15	43	2	1.0/8.0	0	1	1	0/0	5
CB	Ta. Johnson	24	13	37	1	0.5/1.5	3	1	1	0/0	2
DE	M. Crosby	18	17	35	9	5.0/34.0	22	1	1	0/0	3
CB	H. Masses	20	13	33	1	0.0/0.0	1	0	0	3/67	7
DE	K. Paye	11	19	30	3	3.0/21.5	8	0	0	0/0	0
DT	F. Fatukasi	6	17	23	1	1.0/5.0	2	0	1	0/0	1
DT	A. Butler	4	17	21	1	0.5/4.0	2	1	1	0/0	0
LB	T. Eichenberg	8	12	20	0	0.0/0.0	0	0	0	0/0	1
CB	D. Porter	14	5	19	0	0.0/0.0	0	1	0	0/0	5
DT	T. Hemingway	6	13	19	2	1.0/8.0	4	0	0	0/0	3
CB	J. McCoy	7	7	14	0	0.0/0.0	0	0	0	0/0	3
DT	T. Booker IV	9	4	13	1	0.0/0.0	1	0	0	0/0	0
DE	M. Koonce	7	5	12	1	3.0/12.0	7	0	2	0/0	0
S	I. Pola-Mao	6	4	10	0	0.0/0.0	0	0	0	1/0	1
DT	T. Keenan III	2	5	7	1	1.0/7.0	1	0	0	0/0	0
DT	J. Pegues	3	3	6	0	0.0/0.0	0	0	1	0/0	0
DT	J. Laulu	1	4	5	0	0.5/1.5	5	0	0	0/0	0
DT	C. Williams	1	1	2	0	0.0/0.0	0	0	0	0/0	0
FB	C. Heyward	1	0	1	0	0.0/0.0	0	0	0	0/0	0
DE	Pa. Johnson	0	1	1	0	0.0/0.0	1	0	0	0/0	0
LB	C. Lindenberg	0	1	1	0	0.0/0.0	0	0	0	0/0	0
	TOTALS	**349**	**339**	**688**	**40**	**22.0/144.0**	**65**	**10**	**13**	**8/93**	**41**

2026 REGULAR SEASON RAIDERS SPECIAL TEAMS STATS

POS.	PLAYER	TKL.	AST.	COMB.
LB	Olubi, Segun	6	4	10
S	Pola-Mao, Isaiah	6	3	9
LB	Lindenberg, Cody	5	4	9
WR	Young, Dareke	5	2	7
LB	Eichenberg, Tommy	2	5	7
RB	Laube, Dylan	1	4	5
DE	Johnson, Patrick	3	1	4
CB	Luter Jr., Darrell	2	2	4
WR	White, Cody	2	2	4
FB	Heyward, Connor	1	3	4
K	Gay, Matt	1	1	2
TE	Runyon, Carter	1	1	2
S	Stukes, Treydan	1	1	2
CB	Porter, Darien	1	0	1
CB	McCoy, Jermod	0	1	1
DE	Slone, Cian	0	1	1
LS	Ward, Alex	0	1	1
	TOTALS	**37**	**36**	**73**

DEFENSIVE SCORES

INT (0)

FR (0)

Safety (1) (1:46) (Shotgun) J.Herbert pass incomplete deep left to D.Davis.PENALTY on LAC-J.Alt, Offensive Holding, 6 yards, enforced in End Zone, SAFETY - No Play. **@ LAC (09/20/26)**

SPECIAL TEAMS BIG PLAYS

FR (0)

TD (1) A.McNamara kicks 60 yards from NYJ 35 to LV 5. D.Laube for 95 yards. **@ NYJ (11/01/26)**

BLK (1) D.Carlson extra point is Blocked (T.Booker), Center-C.Adomitis, Holder-R.Wright. **@ NO (09/27/26)**

REGULAR SEASON DEFENSIVE AND SPECIAL TEAMS STATISTICS ARE BASED ON PRESS BOX STATISTICS.

GAME-BY-GAME OFFENSE

	09/13	09/20	09/27	10/04	10/11	10/18	10/25	11/01	11/08	11/15	11/22	11/29	12/13	12/20	12/27	01/03	01/10	
		@	@		@			@	@		@	@				@	@	
	MIA	LAC	NO	KC	NE	BUF	LAR	NYJ	SF	SEA	DEN	CLE	LAC	DEN	TEN	ARI	KC	**Totals**
SCORING																		
Points	27	26	35	27	17	30	21	38	17	13	24							**275**
Q1	7	0	3	7	7	7	3	7	0	7	0							**48**
Q2	10	10	13	6	0	6	3	7	10	3	10							**78**
Q3	10	7	6	0	3	0	0	14	7	0	7							**54**
Q4	0	9	13	14	7	17	15	10	0	3	7							**95**
OT	0	0	0	0	0	0	0	0	0	0	0							**0**
TD Rushing	0	0	1	0	1	1	0	1	1	1	0							**6**
TD Passing	3	3	3	2	1	2	2	3	1	0	3							**23**
TD KO Returns	0	0	0	0	0	0	0	1	0	0	0							**1**
TD Punt Returns	0	0	0	0	0	0	0	0	0	0	0							**0**
TD Sp. Teams	0	0	0	0	0	0	0	0	0	0	0							**0**
TD Def. Returns	0	0	0	0	0	0	0	0	0	0	0							**0**
FG Attempts	2	1	3	4	2	3	4	1	1	2	1							**24**
FG Made	2	1	3	4	1	3	3	1	1	2	1							**22**
Safety	0	1	0	0	0	0	0	0	0	0	0							**1**
2-Pt Attempts	0	0	2	1	0	0	2	0	0	0	0							**5**
2-Pt Made	0	0	0	1	0	0	0	0	0	0	0							**1**
Time of Possession	34:53	27:43	27:32	35:42	25:33	28:12	25:46	29:58	21:42	28:19	26:16							**5:11:36**
FIRST DOWNS																		
Total	21	14	24	28	16	25	18	22	14	12	14							**208**
Rushing	9	2	4	5	2	4	2	8	2	5	4							**47**
Passing	10	11	16	19	13	16	13	12	11	7	10							**138**
Penalty	2	1	4	4	1	5	3	2	1	0	0							**23**
THIRD DOWNS																		
Attempts	13	14	12	14	13	12	14	11	9	17	18							**147**
Converted	5	4	7	5	5	7	3	7	6	7	8							**64**
Percentage	38.5%	28.6%	58.3%	35.7%	38.5%	58.3%	21.4%	63.6%	66.7%	41.2%	44.4%							**43.5%**
FOURTH DOWNS																		
Attempts	1	2	0	3	2	0	5	1	1	1	2							**18**
Converted	1	1	0	2	0	0	2	0	0	1	0							**7**
Percentage	100.0%	50.0%	0	66.7%	0.0%	0	40.0%	0.0%	0.0%	100.0%	0.0%							**38.9%**
TOT. OFFENSE																		
Net Yards	290	305	340	437	306	378	350	333	240	163	370							**3,512**
Plays	67	60	63	78	57	61	64	60	47	59	66							**682**
Avg./Play	4.3	5.1	5.4	5.6	5.4	6.2	5.5	5.6	5.1	2.8	5.6							**5.1**
RUSHING																		
Net Yards	130	57	113	72	38	65	48	95	24	65	143							**850**
Rush. Att.	37	29	27	26	18	20	17	33	15	24	24							**270**
Avg./Att.	3.5	2.0	4.2	2.8	2.1	3.3	2.8	2.9	1.6	2.7	6.0							**3.1**
PASSING																		
Net Yards	160	248	227	365	268	313	302	238	216	98	227							**2,662**
Attempts	30	29	33	52	36	41	45	26	32	29	37							**390**
Completions	21	19	22	31	25	23	27	19	22	17	18							**244**
Intercepted	2	1	0	1	0	1	0	0	3	0	1							**9**
Gross Yards	160	253	248	365	291	313	308	247	216	143	267							**2,811**
Sacked	0.0	2.0	3.0	0.0	3.0	0.0	2.0	1.0	0.0	6.0	5.0							**22.0**
Yards Lost	0	5	21	0	23	0	6	9	0	45	40							**149**
PENALTIES																		
Number	6	6	5	6	8	7	6	5	5	0	9							**63**
Yards	29	42	19	30	101	62	64	37	29	0	63							**476**
FUMBLES																		
Number	0	1	3	1	2	0	0	0	3	1	1							**12**
Lost	0	0	1	1	1	0	0	0	2	0	0							**5**
PUNTING																		
Yards	190	277	147	142	192	166	112	107	45	395	256							**2,029**
Punts	3	6	3	3	4	3	2	2	1	7	6							**40**
Net Avg.	51.0	46.2	45.3	38.3	35.8	43.0	43.5	42.5	45.0	50.0	39.0							**43.9**
Gross Avg.	63.3	46.2	49.0	47.3	48.0	55.3	56.0	53.5	45.0	56.4	42.7							**50.7**

GAME-BY-GAME DEFENSE

	09/13	09/20	09/27	10/04	10/11	10/18	10/25	11/01	11/08	11/15	11/22	11/29	12/13	12/20	12/27	01/03	01/10	
	MIA	@ LAC	@ NO	KC	@ NE	BUF	LAR	@ NYJ	@ SF	SEA	@ DEN	@ CLE	LAC	DEN	TEN	@ ARI	@ KC	**Totals**
SCORING																		
Points	13	14	27	30	45	33	35	33	38	21	38							**327**
Q1	0	0	6	7	14	3	7	6	14	7	3							**67**
Q2	6	7	7	3	7	10	21	17	7	0	14							**99**
Q3	7	7	14	0	14	10	0	7	14	14	7							**94**
Q4	0	0	0	20	10	10	7	3	3	0	14							**67**
OT	0	0	0	0	0	0	0	0	0	0	0							**0**
TD Rushing	1	1	0	2	2	1	2	1	2	1	3							**16**
TD Passing	0	1	4	2	4	2	3	2	2	2	1							**23**
TD KO Returns	0	0	0	0	0	0	0	0	0	0	0							**0**
TD Punt Returns	0	0	0	0	0	0	0	0	0	0	0							**0**
TD Sp. Teams	0	0	0	0	0	0	0	0	0	0	0							**0**
TD Def. Returns	0	0	0	0	0	0	0	0	1	0	1							**2**
FG Attempts	3	1	0	1	1	4	0	4	1	1	1							**17**
FG Made	2	0	0	1	1	4	0	4	1	0	1							**14**
Safety	0	0	0	0	0	0	0	0	0	0	0							**0**
2-Pt Attempts	0	0	0	1	0	0	0	0	0	0	0							**1**
2-Pt Made	0	0	0	0	0	0	0	0	0	0	0							**0**
Time of Possession	25:07	32:17	32:28	24:18	34:27	31:48	34:14	30:02	38:18	31:41	33:44							**5:48:24**
FIRST DOWNS																		
Total	13	17	27	18	29	23	28	26	27	17	25							**250**
Rushing	4	7	8	8	8	8	11	8	12	7	10							**91**
Passing	7	8	18	9	17	13	13	15	12	10	12							**134**
Penalty	2	2	1	1	4	2	4	3	3	0	3							**25**
THIRD DOWNS																		
Attempts	10	14	15	13	12	11	10	11	13	12	13							**134**
Converted	2	5	9	5	6	4	5	4	8	7	6							**61**
Percentage	20.0%	35.7%	60.0%	38.5%	50.0%	36.4%	50.0%	36.4%	61.5%	58.3%	46.2%							**45.5%**
FOURTH DOWNS																		
Attempts	1	0	1	2	2	0	0	1	3	0	1							**11**
Converted	0	0	0	1	2	0	0	1	2	0	0							**6**
Percentage	0.0%	0	0.0%	50.0%	100.0%	0	0	100.0%	66.7%	0	0.0%							**54.5%**
TOT. OFFENSE																		
Net Yards	259	310	381	399	536	345	386	439	414	382	351							**4,202**
Plays	50	62	72	58	66	64	68	61	69	55	70							**695**
Avg./Play	5.2	5.0	5.3	6.9	8.1	5.4	5.7	7.2	6.0	6.9	5.0							**6.0**
RUSHING																		
Net Yards	74	127	148	189	165	103	199	166	190	150	133							**1,644**
Rush. Att.	18	32	28	26	31	29	38	27	43	35	34							**341**
Avg./Att.	4.1	4.0	5.3	7.3	5.3	3.6	5.2	6.1	4.4	4.3	3.9							**4.8**
PASSING																		
Net Yards	185	183	233	210	371	242	187	273	224	232	218							**2,558**
Attempts	27	27	42	30	34	33	29	32	25	17	35							**331**
Completions	15	15	29	15	26	23	23	20	17	14	19							**216**
Intercepted	1	2	1	0	0	0	1	1	1	0	1							**8**
Gross Yards	220	192	255	225	374	255	195	290	232	240	225							**2,703**
Sacked	5.0	3.0	2.0	2.0	1.0	2.0	1.0	2.0	1.0	3.0	1.0							**23.0**
Yards Lost	35	9	22	15	3	13	8	17	8	8	7							**145**
PENALTIES																		
Number	8	8	8	8	12	8	7	6	7	2	2							**76**
Yards	61	45	36	59	116	77	90	32	59	15	10							**600**
FUMBLES																		
Number	2	6	4	1	1	0	1	0	0	2	0							**17**
Lost	1	1	3	0	1	0	1	0	0	2	0							**9**
PUNTING																		
Yards	183	258	132	238	81	95	164	88	0	160	226							**1,625**
Punts	4	5	3	5	2	2	3	2	0	3	5							**34**
Net Avg.	37.0	48.4	39.7	46.8	31.5	47.5	46.0	44.0	0.0	53.3	42.6							**44.1**
Gross Avg.	45.8	51.6	44.0	47.6	40.5	47.5	54.7	44.0	0.0	53.3	45.2							**47.8**

TEAM HIGHS AND LOWS

OFFENSIVE

CATEGORY	HIGH	DATE	OPPONENT
Points	38	11/1	at N.Y. Jets
Points in a Quarter	17	10/18	vs. Buffalo
Points in a Half	24	11/1	at N.Y. Jets
Total Touchdowns	5	11/1	at N.Y. Jets
Offensive Plays	78	10/4	vs. Kansas City
Total Net Yards	437	10/4	vs. Kansas City
Total First Downs	28	10/4	vs. Kansas City
First Downs Rushing	9	9/13	vs. Miami
First Downs Passing	19	10/4	vs. Kansas City
First Down Penalties	5	10/18	vs. Buffalo
Third Down Efficiency	66.7%	11/8	at San Francisco
Average Yards Per Play	6.2	10/18	vs. Buffalo
Total Net Yards Rushing	143	11/22	at Denver
Rushing Attempts	37	9/13	vs. Miami
Rushing Average Yards	6.0	11/22	at Denver
Rushing Touchdowns	1	9/27	at New Orleans
Total Net Yards Passing	365	10/4	vs. Kansas City
Passing Attempts	52	10/4	vs. Kansas City
Passing Completions	31	10/4	vs. Kansas City
Passing Touchdowns	3	9/13	vs. Miami
Yards Per Attempt	8.8	11/1	at N.Y. Jets
Passes Thrown for Interception	3	11/8	at San Francisco
Times Sacked	6	11/15	vs. Seattle
QB Sacks	6	11/15	vs. Seattle
Sack Yards Lost	45	11/15	vs. Seattle
Total Punts	7	11/15	vs. Seattle
Total Punt Yards	395	11/15	vs. Seattle
Gross Punting Average	63.3	9/13	vs. Miami
Net Punting Average	51.0	9/13	vs. Miami
Punt Returns	2	9/13	vs. Miami
Punt Return Yards	35	9/13	vs. Miami
Punt Return Average	18.0	10/11	at New England
Kickoff Returns	8	10/18	vs. Buffalo
Kickoff Return Yards	222	11/8	at San Francisco
Total Penalties	9	11/22	at Denver
Penalty Yards	101	10/11	at New England
Total Fumbles	3	9/27	at New Orleans
Fumbles Lost	2	11/8	at San Francisco
Time of Possession	35:42	10/4	vs. Kansas City
Turnovers	5	11/8	at San Francisco

TEAM HIGHS AND LOWS

DEFENSIVE

CATEGORY	HIGH	DATE	OPPONENT
Points	45	10/11	at New England
Points in a Quarter	21	10/25	vs. L.A. Rams
Points in a Half	28	10/25	vs. L.A. Rams
Total Touchdowns	6	10/11	at New England
Offensive Plays	72	9/27	at New Orleans
Total Net Yards	536	10/11	at New England
Total First Downs	29	10/11	at New England
First Downs Rushing	12	11/8	at San Francisco
First Downs Passing	18	9/27	at New Orleans
First Down Penalties	4	10/11	at New England
Third Down Efficiency	61.5%	11/8	at San Francisco
Average Yards Per Play	8.1	10/11	at New England
Total Net Yards Rushing	199	10/25	vs. L.A. Rams
Rushing Attempts	43	11/8	at San Francisco
Rushing Average Yards	7.3	10/4	vs. Kansas City
Rushing Touchdowns	3	11/22	at Denver
Total Net Yards Passing	371	10/11	at New England
Passing Attempts	42	9/27	at New Orleans
Passing Completions	29	9/27	at New Orleans
Passing Touchdowns	4	9/27	at New Orleans
Yards Per Attempt	11.6	11/15	vs. Seattle
Passes Thrown for Interception	2	9/20	at L.A. Chargers
Times Sacked	5	9/13	vs. Miami
QB Sacks	5	9/13	vs. Miami
Sack Yards Lost	35	9/13	vs. Miami
Total Punts	5	9/20	at L.A. Chargers
Total Punt Yards	258	9/20	at L.A. Chargers
Gross Punting Average	54.7	10/25	vs. L.A. Rams
Net Punting Average	53.3	11/15	vs. Seattle
Punt Returns	4	11/15	vs. Seattle
Punt Return Yards	37	10/18	vs. Buffalo
Punt Return Average	22.0	11/22	at Denver
Kickoff Returns	6	9/27	at New Orleans
Kickoff Return Yards	162	9/13	vs. Miami
Total Penalties	12	10/11	at New England
Penalty Yards	116	10/11	at New England
Total Fumbles	6	9/20	at L.A. Chargers
Fumbles Lost	3	9/27	at New Orleans
Time of Possession	38:18	11/8	at San Francisco
Turnovers	4	9/27	at New Orleans

INDIVIDUAL SINGLE-GAME HIGHS

INDIVIDUAL SINGLE-GAME HIGHS

2026 REGULAR SEASON RAIDERS INDIVIDUAL SINGLE-GAME HIGHS

Touchdowns	2	Brock Bowers	at Jets	11/01
		Tre Tucker	vs. Bills	10/18
		Cody White	at Chargers	09/20
		Ashton Jeanty	vs. Dolphins	09/13
Passes Attempted	52	Kirk Cousins	vs. Chiefs	10/04
Passes Completed	31	Kirk Cousins	vs. Chiefs	10/04
Completion Percentage	73.1	Kirk Cousins	at Jets	11/01
Passing Yards	365	Kirk Cousins	vs. Chiefs	10/04
Yards Per Attempt	9.5	Kirk Cousins	at Jets	11/01
Touchdown Passes	3	Fernando Mendoza	at Broncos	11/22
		Kirk Cousins	at Jets	11/01
		Kirk Cousins	at Saints	09/27
		Kirk Cousins	at Chargers	09/20
		Kirk Cousins	vs. Dolphins	09/13
Passer Rating	141.0	Kirk Cousins	at Jets	11/01
Receptions	10	Brock Bowers	at Saints	09/27
Receiving Yards	119	Tre Tucker	at Chargers	09/20
Touchdown Receptions	2	Brock Bowers	at Jets	11/01
		Tre Tucker	vs. Bills	10/18
		Cody White	at Chargers	09/20
		Ashton Jeanty	vs. Dolphins	09/13
Rushing Yards	102	Ashton Jeanty	vs. Dolphins	09/13
Rushing Attempts	25	Mike Washington Jr.	at Jets	11/01
Rushing Average	7.2	Ashton Jeanty	at Broncos	11/22
Rushing Touchdowns	1	Fernando Mendoza	vs. Seahawks	11/15
		Kirk Cousins	at 49ers	11/08
		Kirk Cousins	at Jets	11/01
		Ashton Jeanty	vs. Bills	10/18
		Dylan Laube	at Patriots	10/11
		Mike Washington Jr.	at Saints	09/27
Yards From Scrimmage	169	Ashton Jeanty	at Broncos	11/22
Combined Net Yards	197	Dylan Laube	at 49ers	11/08
Interceptions Made	2	Hezekiah Masses	at Chargers	09/20
Interceptions Thrown	3	Kirk Cousins	at 49ers	11/08
INT Return Yards	35	Hezekiah Masses	at Saints	09/27
Tackles	19	Nakobe Dean	at 49ers	11/08
Sacks	2.0	Kwity Paye	vs. Dolphins	09/13
Punts	7	AJ Cole	vs. Seahawks	11/15
Punts Inside the 20	4	AJ Cole	at Chargers	09/20
Punting Average	63.3	AJ Cole	vs. Dolphins	09/13
Punt Returns	2	Malik Benson	vs. Rams	10/25
		Malik Benson	vs. Dolphins	09/13
Punt Return Yards	35	Malik Benson	vs. Dolphins	09/13
Kickoff Returns	7	Dylan Laube	at 49ers	11/08
Kickoff Return Yards	197	Dylan Laube	at 49ers	11/08
Field Goals Attempted	4	Matt Gay	vs. Rams	10/25
		Matt Gay	vs. Chiefs	10/04
Field Goals Made	4	Matt Gay	vs. Chiefs	10/04

2026 REGULAR SEASON LAS VEGAS RAIDERS LONGEST PLAYS

Rushing Long	46	Ashton Jeanty	at Broncos	11/22
Touchdown Run	36	Mike Washington Jr.	at Saints	09/27
Passing Long	68	Fernando Mendoza	at Broncos	11/22
Touchdown Pass Long	68	Fernando Mendoza	at Broncos	11/22
Reception	68	Ashton Jeanty	at Broncos	11/22
Touchdown Reception	68	Ashton Jeanty	at Broncos	11/22
Interception Return	35	Hezekiah Masses	at Saints	09/27
Longest Opponent's Fumble Return	43	Jeremy Chinn	at Chargers	09/20
Punt Return	23	Malik Benson	vs. Dolphins	09/13
Kickoff Return	95	Dylan Laube	at Jets	11/01
Punt	72	AJ Cole	vs. Dolphins	09/13
Field Goal Made	59	Matt Gay	at Chargers	09/20

INDIVIDUAL SINGLE-GAME HIGHS

Field Goal Attempt	59	Matt Gay	at Chargers	09/20

OPPONENTS INDIVIDUAL HIGHS

OPPONENTS INDIVIDUAL HIGHS

2026 REGULAR SEASON OPPONENTS INDIVIDUAL SINGLE-GAME HIGHS

Touchdowns	3	Jonah Coleman	at Broncos	11/22
Passes Attempted	42	Tyler Shough	at Saints	09/27
Passes Completed	29	Tyler Shough	at Saints	09/27
Completion Percentage	82.4	Drew Lock	vs. Seahawks	11/15
Passing Yards	374	Drake Maye	at Patriots	10/11
Yards Per Attempt	14.1	Drew Lock	vs. Seahawks	11/15
Touchdown Passes	4	Drake Maye	at Patriots	10/11
		Tyler Shough	at Saints	09/27
Passer Rating	158.0	Drew Lock	vs. Seahawks	11/15
Receptions	9	Chris Olave	at Saints	09/27
Receiving Yards	171	Jaxon Smith-Njigba	vs. Seahawks	11/15
Touchdown Receptions	2	Davis Allen	vs. Rams	10/25
		DeMario Douglas	at Patriots	10/11
		Tyquan Thornton	vs. Chiefs	10/04
		Noah Fant	at Saints	09/27
		Juwan Johnson	at Saints	09/27
Rushing Yards	177	Kenneth Walker	vs. Chiefs	10/04
Rushing Attempts	24	Jonah Coleman	at Broncos	11/22
Rushing Average	8.0	Kenneth Walker	vs. Chiefs	10/04
Rushing Touchdowns	3	Jonah Coleman	at Broncos	11/22
Yards From Scrimmage	179	Kenneth Walker	vs. Chiefs	10/04
Combined Net Yards	179	Kenneth Walker	vs. Chiefs	10/04
Interceptions Made	1	Ja'Quan McMillian	at Broncos	11/22
		Jaden Dugger	at 49ers	11/08
		Renardo Green	at 49ers	11/08
		Malik Mustapha	at 49ers	11/08
		Dorian Williams	vs. Bills	10/18
		Xavier Nwankpa	vs. Chiefs	10/04
		Cam Hart	at Chargers	09/20
		Michael Taaffe	vs. Dolphins	09/13
		Dante Trader Jr.	vs. Dolphins	09/13
Interceptions Thrown	2	Justin Herbert	at Chargers	09/20
INT Return Yards	35	Ja'Quan McMillian	at Broncos	11/22
		Jaden Dugger	at 49ers	11/08
Tackles	14	Jamien Sherwood	at Jets	11/01
		Jacob Rodriguez	vs. Dolphins	09/13
Sacks	2.0	Jonathon Cooper	at Broncos	11/22
		Devon Witherspoon	vs. Seahawks	11/15
		Elijah Ponder	at Patriots	10/11
		Chase Young	at Saints	09/27
Punts	5	Jeremy Crawshaw	at Broncos	11/22
		Matt Araiza	vs. Chiefs	10/04
		JK Scott	at Chargers	09/20
Punts Inside the 20	5	Matt Araiza	vs. Chiefs	10/04
Punting Average	54.7	Ethan Evans	vs. Rams	10/25
Punt Returns	4	Rashid Shaheed	vs. Seahawks	11/15
Punt Return Yards	37	Greg Dortch	vs. Bills	10/18
Kickoff Returns	4	Jayden Price	at Saints	09/27
Kickoff Return Yards	106	Jaylen Wright	vs. Dolphins	09/13
Field Goals Attempted	4	Jason Sanders	at Jets	11/01
		Tyler Bass	vs. Bills	10/18
Field Goals Made	4	Jason Sanders	at Jets	11/01
		Tyler Bass	vs. Bills	10/18

2026 REGULAR SEASON OPPONENTS LONGEST PLAYS

Rushing Long	76	Kenneth Walker	vs. Chiefs	10/04
Touchdown Run	22	Kenneth Walker	vs. Chiefs	10/04

OPPONENTS INDIVIDUAL HIGHS

Passing Long	71	Drew Lock	vs. Seahawks	11/15
Touchdown Pass Long	71	Drew Lock	vs. Seahawks	11/15
Reception	71	Jaxon Smith-Njigba	vs. Seahawks	11/15
Touchdown Reception	71	Jaxon Smith-Njigba	vs. Seahawks	11/15
Interception Return	35	Ja'Quan McMillian	at Broncos	11/22
		Jaden Dugger	at 49ers	11/08
Longest INT Return for TD	35	Ja'Quan McMillian	at Broncos	11/22
		Jaden Dugger	at 49ers	11/08
Punt Return	27	Nikko Remigio	vs. Chiefs	10/04
Kickoff Return	79	Jaylen Wright	vs. Dolphins	09/13
Punt	64 (2)	Ethan Evans	vs. Rams	10/25
Field Goal Made	47	Tyler Bass	vs. Bills	10/18
Field Goal Attempt	58	Cameron Dicker	at Chargers	09/20

BIG YARDAGE GAMES

2026 REGULAR SEASON BIG YARDAGE GAMES

100-YARD PASS RECEIVERS

DATE	OPPONENT	PLAYER	NO.	YDS.	AVG.	LG	TD
9/20	at Chargers	Tre Tucker	5	119	23.8	42	1
9/27	at Saints	Brock Bowers	10	116	11.6	20	1
11/8	at 49ers	Brock Bowers	7	111	15.9	33	1
10/11	at Patriots	Brock Bowers	8	110	13.8	27	1
10/25	vs. Rams	Tre Tucker	5	103	20.6	41	1

100-YARD RUSHERS

DATE	OPPONENT	PLAYER	ATT.	YDS.	AVG.	LG	TD
9/13	vs. Dolphins	Ashton Jeanty	23	102	4.4	15	0

300-YARD PASSERS

DATE	OPPONENT	PLAYER	ATT.	COMP./ATT.	YDS.	LG	INT
10/4	vs. Chiefs	Kirk Cousins	52	31/52	365	28	1
10/18	vs. Bills	Kirk Cousins	41	23/41	313	44T	1

MULTI-SACK GAMES

DATE	OPPONENT	PLAYER	SACKS	YDS.	QBH
9/13	vs. Dolphins	Kwity Paye	2.0	13.5	4
9/13	vs. Dolphins	Maxx Crosby	1.5	8.0	3
9/20	at Chargers	Malcolm Koonce	1.5	0.5	2

2026 OPPONENTS BIG YARDAGE GAMES

100-YARD PASS RECEIVERS

DATE	OPPONENT	PLAYER	NO.	YDS.	AVG.	LG	TD
11/15	vs. Seahawks	Jaxon Smith-Njigba	8	171	21.4	71T	1
11/1	at Jets	Adonai Mitchell	7	142	20.3	47	1
10/4	vs. Chiefs	Tyquan Thornton	5	111	22.2	55	2
9/27	at Saints	Chris Olave	9	107	11.9	19	0

100-YARD RUSHERS

DATE	OPPONENT	PLAYER	ATT.	YDS.	AVG.	LG	TD
10/4	vs. Chiefs	Kenneth Walker	22	177	8.0	76	2
11/1	at Jets	Braelon Allen	21	147	7.0	24	1
11/22	at Broncos	Jonah Coleman	24	111	4.6	14	3

300-YARD PASSERS

DATE	OPPONENT	PLAYER	ATT.	COMP./ATT.	YDS.	LG	INT
10/11	at Patriots	Drake Maye	34	26/34	374	49	0

MULTI-SACK GAMES

DATE	OPPONENT	PLAYER	SACKS	YDS.	QBH
11/22	at Broncos	Jonathon Cooper	2.0	14.0	3
10/11	at Patriots	Elijah Ponder	2.0	15.0	3
11/15	vs. Seahawks	Devon Witherspoon	2.0	17.0	3
9/27	at Saints	Chase Young	2.0	12.0	2

BIG PLAYS OF 20+ YARDS

DATE	OPPONENT	QTR	RAIDERS PLAYER	RUN	PASS	DOWN	RESULT	GAME OUTCOME
11/22	at Denver	2	**Fernando Mendoza -> Ashton Jeanty**		**68T**	2-10-LV 32	Touchdown	L, 38-24
11/22	at Denver	2	Ashton Jeanty run	46		3-3- 50	Field Goal	L, 38-24
11/01	at N.Y. Jets	4	Kirk Cousins -> Ashton Jeanty		45	2-11-LV 42	Touchdown	W, 38-33
10/18	Buffalo	4	**Kirk Cousins -> Tre Tucker**		**44T**	1-10-BUF 44	Touchdown	L, 33-30
09/20	at L.A. Chargers	2	Kirk Cousins -> Tre Tucker		42	2-10-LV 16	Field Goal	W, 26-14
10/25	L.A. Rams	3	Kirk Cousins -> Tre Tucker		41	3-4-LV 15	Touchdown	L, 35-21
09/20	at L.A. Chargers	2	**Kirk Cousins -> Tre Tucker**		**40T**	1-10-LAC 40	Touchdown	W, 26-14
11/22	at Denver	4	Fernando Mendoza -> Tre Tucker		39	2-6-LV 35	Touchdown	L, 38-24
11/15	Seattle	4	Fernando Mendoza -> Ashton Jeanty		38	2-10-LV 47	Field Goal	L, 21-13
10/25	L.A. Rams	4	**Kirk Cousins -> Tre Tucker**		**37T**	3-3-LAR 37	Touchdown	L, 35-21
09/27	at New Orleans	3	**Mike Washington Jr. run**	**36T**		2-1-NO 36	Touchdown	W, 35-27
09/27	at New Orleans	3	Mike Washington Jr. run	35		2-1-NO 36	Touchdown	W, 35-27
11/08	at San Francisco	4	Kirk Cousins -> Brock Bowers		33	3-9-SF 34	Interception	L, 38-17
10/11	at New England	4	Kirk Cousins -> Ashton Jeanty		31	2-7-NE 40	Touchdown	L, 45-17
10/18	Buffalo	4	Kirk Cousins -> Brock Bowers		29	1-10-BUF 42	Touchdown	L, 33-30
10/04	Kansas City	3	Kirk Cousins -> Ashton Jeanty		28	1-10-LV 46	Downs	L, 30-27
10/11	at New England	4	Kirk Cousins -> Cody White		28	2-18-LV 29	Touchdown	L, 45-17
10/18	Buffalo	3	Kirk Cousins -> Michael Mayer		28	3-13-LV 42	Field Goal	L, 33-30
09/20	at L.A. Chargers	3	Kirk Cousins -> Dareke Young		27	1-10-LAC 40	Touchdown	W, 26-14
10/04	Kansas City	1	**Kirk Cousins -> Ian Thomas**		**27T**	1-10-KC 27	Touchdown	L, 30-27
10/04	Kansas City	4	Kirk Cousins -> Cody White		27	2-10-LV 10	Field Goal	L, 30-27
10/11	at New England	3	Kirk Cousins -> Brock Bowers		27	1-10-LV 49	Field Goal	L, 45-17
11/01	at N.Y. Jets	3	Kirk Cousins -> Brock Bowers		27	1-10-LV 35	Touchdown	W, 38-33
10/18	Buffalo	1	Kirk Cousins -> Tre Tucker		26	3-7-LV 33	Touchdown	L, 33-30
10/11	at New England	1	Kirk Cousins -> Brock Bowers		24	3-2-LV 28	Touchdown	L, 45-17
11/08	at San Francisco	3	Kirk Cousins -> Michael Mayer		24	2-13-SF 25	Fumble	L, 38-17
10/04	Kansas City	4	Kirk Cousins -> Tre Tucker		23	2-10-LV 28	Interception	L, 30-27
11/01	at N.Y. Jets	1	Kirk Cousins -> Brock Bowers		23	1-10-NYJ 30	Touchdown	W, 38-33
09/27	at New Orleans	4	Kirk Cousins -> Ashton Jeanty		22	1-10-LV 45	Touchdown	W, 35-27
10/25	L.A. Rams	2	Kirk Cousins -> Ashton Jeanty		22	2-10-LAR 41	Field Goal	L, 35-21
11/15	Seattle	2	Fernando Mendoza -> Cody White		22	2-10-LV 20	Punt	L, 21-13
09/13	Miami	3	Kirk Cousins -> Tre Tucker		21	2-5-MIA 45	Touchdown	W, 27-13
10/04	Kansas City	4	Kirk Cousins -> Brock Bowers		21	3-11-KC 46	Field Goal	L, 30-27
10/25	L.A. Rams	1	Mike Washington Jr. run	21		2-6-LAR 35	Field Goal	L, 35-21
11/08	at San Francisco	3	**Kirk Cousins -> Brock Bowers**		**21T**	2-4-SF 21	Touchdown	L, 38-17
09/20	at L.A. Chargers	1	Kirk Cousins -> Jack Bech		20	1-10-LAC 23	Downs	W, 26-14
09/27	at New Orleans	3	Kirk Cousins -> Brock Bowers		20	3-4-LV 35	Touchdown	W, 35-27
10/04	Kansas City	4	**Kirk Cousins -> Brock Bowers**		**20T**	2-10-KC 20	Touchdown	L, 30-27
11/08	at San Francisco	1	Kirk Cousins -> Brock Bowers		20	1-10-SF 49	Touchdown	L, 38-17

OPPONENT BIG PLAYS OF 20+ YARDS

DATE	OPPONENT	QTR	OPP. PLAYER	RUN	PASS	DOWN	RESULT	GAME OUTCOME
10/04	Kansas City	3	Kenneth Walker run	76		1-10-KC 16	Touchdown	L, 27-30
11/15	Seattle	3	**Drew Lock -> Jaxon Smith-Njigba**		**71T**	3-3-SEA 29	Touchdown	L, 13-21
10/04	Kansas City	4	Patrick Mahomes -> Tyquan Thornton		55	3-5-KC 40	Touchdown	L, 27-30
09/20	at L.A. Chargers	3	Justin Herbert -> Tre' Harris		53	3-5-LAC 42	Touchdown	W, 14-26
10/11	at New England	3	Drake Maye -> Kyle Williams		49	3-2-NE 42	Field Goal	L, 17-45
11/01	at N.Y. Jets	4	Geno Smith -> Adonai Mitchell		47	1-10-NYJ 40	Field Goal	W, 33-38
10/04	Kansas City	2	Patrick Mahomes -> Tyquan Thornton		42	1-10-LV 47	Field Goal	L, 27-30
10/04	Kansas City	1	Patrick Mahomes -> Xavier Worthy		41	3-10-LV 48	Touchdown	L, 27-30
10/18	Buffalo	1	Josh Allen -> Joshua Palmer		37	1-10-BUF 32	Field Goal	L, 30-33
11/08	at San Francisco	1	Brock Purdy -> George Kittle		37	1-10-SF 11	Touchdown	L, 17-38
11/08	at San Francisco	3	**Brock Purdy -> Jordan Watkins**		**37T**	3-3-LV 37	Touchdown	L, 17-38
09/27	at New Orleans	1	Tyler Shough run	36		1-10-NO 32	Touchdown	W, 27-35
11/22	at Denver	2	Bo Nix -> Marvin Mims Jr.		36	1-10-LV 37	Touchdown	L, 24-38
10/11	at New England	1	**Drake Maye -> DeMario Douglas**		**35T**	2-10-LV 35	Touchdown	L, 17-45
10/11	at New England	3	**Drake Maye -> Kyle Williams**		**34T**	2-19-LV 34	Touchdown	L, 17-45
11/15	Seattle	1	**Drew Lock -> Cooper Kupp**		**34T**	3-15-LV 34	Touchdown	L, 13-21
10/11	at New England	4	Corey Kiner run	32		1-10-NE 11	End Game	L, 17-45
10/11	at New England	3	Drake Maye -> Eli Raridon		31	1-10- 50	Touchdown	L, 17-45
11/01	at N.Y. Jets	1	Geno Smith -> Garrett Wilson		31	1-10-NYJ 35	Field Goal	W, 33-38
09/13	Miami	2	Malik Willis -> Caleb Douglas		30	2-10-LV 49	Field Goal	W, 13-27
09/13	Miami	4	Malik Willis -> Malik Washington		30	2-11-MIA 26	Downs	W, 13-27
11/15	Seattle	3	Drew Lock -> Jaxon Smith-Njigba		30	1-10-SEA 24	Touchdown	L, 13-21
10/11	at New England	2	Drake Maye -> Hunter Henry		26	2-13-LV 37	Touchdown	L, 17-45
10/18	Buffalo	4	Josh Allen -> James Cook III		26	3-3-LV 29	Touchdown	L, 30-33
09/13	Miami	2	Malik Willis -> Caleb Douglas		25	2-26-LV 47	Field Goal	W, 13-27
09/13	Miami	3	Malik Willis -> Chris Bell		25	1-10-MIA 48	Touchdown	W, 13-27
09/13	Miami	4	Malik Willis -> Malik Washington		24	3-13-MIA 10	Fumble	W, 13-27
11/01	at N.Y. Jets	2	Braelon Allen run	24		2-7-LV 45	Touchdown	W, 33-38
11/08	at San Francisco	2	Brock Purdy -> Jordan Watkins		24	1-10-SF 27	Touchdown	L, 17-38
11/15	Seattle	1	Zach Charbonnet run	24		1-10-SEA 27	Touchdown	L, 13-21
11/22	at Denver	2	Bo Nix -> Jaylen Waddle		24	1-10-DEN 28	Touchdown	L, 24-38
10/18	Buffalo	2	Josh Allen -> James Cook III		23	1-15-LV 36	Touchdown	L, 30-33
11/15	Seattle	3	Drew Lock -> Jaxon Smith-Njigba		23	1-10-LV 35	Touchdown	L, 13-21
11/15	Seattle	3	Zach Charbonnet run	23		1-10-SEA 27	Fumble	L, 13-21
09/27	at New Orleans	4	Tyler Shough -> Juwan Johnson		22	1-10-NO 49	Fumble	W, 27-35
10/04	Kansas City	4	**Kenneth Walker run**	**22T**		1-10-LV 22	Touchdown	L, 27-30
11/01	at N.Y. Jets	2	Geno Smith -> Adonai Mitchell		22	1-10-LV 40	Touchdown	W, 33-38
11/01	at N.Y. Jets	3	Geno Smith -> Kenyon Sadiq		22	1-10-LV 43	Touchdown	W, 33-38
10/04	Kansas City	2	Kenneth Walker run	21		2-8-KC 27	Punt	L, 27-30
10/18	Buffalo	2	Josh Allen -> Keon Coleman		21	2-5-BUF 48	Touchdown	L, 30-33
11/01	at N.Y. Jets	3	**Braelon Allen run**	**21T**		1-10-LV 21	Touchdown	W, 33-38
11/22	at Denver	4	Bo Nix -> Evan Engram		21	1-10-DEN 46	Touchdown	L, 24-38
10/11	at New England	2	Rhamondre Stevenson run	20		2-3-NE 46	Touchdown	L, 17-45
11/01	at N.Y. Jets	2	Geno Smith -> Adonai Mitchell		20	3-11-NYJ 29	Touchdown	W, 33-38
11/22	at Denver	1	Bo Nix -> Pat Bryant		20	3-11-DEN 21	Punt	L, 24-38

LONGEST DRIVES

PLAYS			NET YARDS			TIME		
DATE	OPPONENT	PLAYS	DATE	OPPONENT	NET YARDS	DATE	OPPONENT	TIME
9/13	Miami	16 (touchdown)	9/13	Miami	93 (touchdown) [PEN: 0, GROSS: 93]	9/13	Miami	8:58 (touchdown)
10/4	Kansas City	15 (field goal)	10/25	L.A. Rams	91 (touchdown) [PEN: 0, GROSS: 91]	10/4	Kansas City	8:00 (field goal)
10/18	Buffalo	15 (field goal)	10/18	Buffalo	91 (touchdown) [PEN: 0, GROSS: 91]	10/18	Buffalo	7:50 (field goal)
9/27	at New Orleans	12 (field goal)	11/1	at N.Y. Jets	84 (touchdown) [PEN: 0, GROSS: 84]	9/27	at New Orleans	6:32 (field goal)
9/20	at L.A. Chargers	11 (touchdown)	11/22	at Denver	84 (touchdown) [PEN: 0, GROSS: 84]	11/15	Seattle	6:21 (touchdown)
10/25	L.A. Rams	11 (downs)	10/11	at New England	80 (touchdown) [PEN: 14, GROSS: 66]	9/20	at L.A. Chargers	5:56 (touchdown)
11/15	Seattle	11 (field goal)	10/4	Kansas City	75 (field goal) [PEN: 14, GROSS: 61]	10/11	at New England	5:39 (punt)
11/15	Seattle	11 (touchdown)	9/20	at L.A. Chargers	74 (touchdown) [PEN: -5, GROSS: 79]	10/25	L.A. Rams	5:34 (field goal)
10/11	at New England	10 (punt)	9/27	at New Orleans	71 (touchdown) [PEN: 0, GROSS: 71]	11/1	at N.Y. Jets	5:27 (touchdown)
10/11	at New England	10 (downs)	11/8	at San Francisco	69 (touchdown) [PEN: 0, GROSS: 69]	11/8	at San Francisco	5:14 (touchdown)
11/1	at N.Y. Jets	10 (touchdown)	11/15	Seattle	49 (field goal) [PEN: 0, GROSS: 49]	11/22	at Denver	3:52 (field goal)
11/1	at N.Y. Jets	10 (touchdown)	11/29	at Cleveland	--	11/29	at Cleveland	--
11/22	at Denver	10 (field goal)	12/13	L.A. Chargers	--	12/13	L.A. Chargers	--
11/1	at N.Y. Jets	10 (touchdown)	12/20	Denver	--	12/20	Denver	--
11/8	at San Francisco	9 (touchdown)	12/27	Tennessee	--	12/27	Tennessee	--
11/29	at Cleveland	--	1/3	at Arizona	--	1/3	at Arizona	--
12/13	L.A. Chargers	--	1/10	at Kansas City	--	1/10	at Kansas City	--
12/20	Denver	--	--	--	--	--	--	--
12/27	Tennessee	--	--	--	--	--	--	--
1/3	at Arizona	--	--	--	--	--	--	--
1/10	at Kansas City	--	--	--	--	--	--	--

DRIVE CHARTS

2026 REGULAR SEASON

WEEK 1: RAIDERS 27, DOLPHINS 13 — SEPTEMBER 13, 2026

RAIDERS

#	RECD	LOST	POSS	OBTAINED	BEGAN	PLAYS	YDS	PEN	NET	1ST	ENDED	GIVEN UP
1	10:31	01:33	8:58	Punt	LV 7	16	93	0	93	7	MIA 15	TD
2	14:08	10:22	3:46	Punt	LV 33	9	23	15	38	2	MIA 29	Field Goal
3	04:08	01:07	3:01	Kickoff	LV 46	7	54	0	54	3	MIA 13	TD
4	15:00	14:29	0:31	Kickoff	LV 35	2	3	0	3	0	LV 38	Int
5	12:44	09:58	2:46	Kickoff		5	50	0	50	3	MIA 13	TD
6	09:41	02:34	7:07	Int	LV 34	13	59	-5	54	4	MIA 12	Field Goal
7	00:07	14:07	1:00	Missed FG	LV 31	3	8	0	8	0	LV 39	Punt
8	12:21	11:22	0:59	Punt	LV 45	2	-4	0	-4	1	LV 41	Int
9	10:23	05:58	4:25	Punt	LV 12	6	10	0	10	1	LV 22	Punt
10	03:58	03:29	0:29	Downs	LV 47	3	0	-5	-5	0	LV 42	Punt
11	01:51	00:00	1:51	Fumble	MIA 34	3	-6	0	-6	0	MIA 39	End Game

DOLPHINS

#	RECD	LOST	POSS	OBTAINED	BEGAN	PLAYS	YDS	PEN	NET	1ST	ENDED	GIVEN UP
1	15:00	10:31	4:29	Kickoff	MIA 25	8	36	-5	31	2	LV 44	Punt
2	01:33	14:08	2:25	Kickoff	MIA 24	3	7	0	7	0	MIA 31	Punt
3	10:22	04:08	6:14	Kickoff	MIA 35	10	57	-15	42	3	LV 23	Field Goal
4	01:07	00:00	1:07	Kickoff	MIA 30	6	51	0	51	2	LV 19	Field Goal
5	14:29	12:44	1:45	Int	MIA 48	4	57	-5	52	3	LV 14	TD
6	09:58	09:41	0:17	Kickoff	MIA 23	2	0	0	0	0	MIA 23	Int
7	02:34	00:07	2:27	Kickoff	LV 18	4	-5	0	-5	0	LV 23	Missed FG
8	14:07	12:21	1:46	Punt	MIA 20	3	0	0	0	0	MIA 20	Punt
9	11:22	10:23	0:59	Int	LV 44	3	-8	0	-8	0	MIA 48	Punt
10	05:58	03:58	2:00	Punt	MIA 23	6	32	-1	31	2	LV 46	Downs
11	03:29	01:51	1:38	Punt	MIA 3	4	32	-1	31	1	MIA 10	Fumble

WEEK 2: RAIDERS 26, CHARGERS 14 — SEPTEMBER 20, 2026

RAIDERS

#	RECD	LOST	POSS	OBTAINED	BEGAN	PLAYS	YDS	PEN	NET	1ST	ENDED	GIVEN UP
1	11:39	08:57	2:42	Missed FG	LV 48	5	30	-10	20	1	LAC 32	Int
2	05:29	04:04	1:25	Punt	LV 21	3	7	0	7	0	LV 28	Punt
3	03:14	00:35	2:39	Int	LAC 23	5	22	0	22	1	LAC 1	Downs
4	13:13	11:51	1:22	Punt	LV 49	3	56	-5	51	2	LAC 40	TD
5	05:26	01:53	3:33	Kickoff	LV 35	5	19	-10	9	1	LV 44	Punt
6	00:35	00:04	0:31	Punt	LV 16	6	43	0	43	1	LAC 41	Field Goal
7	15:00	13:56	1:04	Kickoff	LV 17	3	1	0	1	0	LV 18	Punt
8	09:49	03:53	5:56	Kickoff	LV 26	11	79	-5	74	5	LAC 13	TD
9	01:29	12:26	4:03	Punt	LV 31	8	18	5	23	2	LAC 46	Punt
10	08:19	06:47	1:32	Punt	LV 17	3	9	0	9	0	LV 26	Punt
11	03:42	02:59	0:43	Fumble	LAC 16	3	16	0	16	1	LAC 11	TD
12	02:24	01:52	0:32	Int	LAC 48	3	8	0	8	0	LAC 40	Punt
13	01:41	00:00	1:41	Kickoff	LAC 42	3	-3	0	-3	0	LAC 44	End Game

CHARGERS

#	RECD	LOST	POSS	OBTAINED	BEGAN	PLAYS	YDS	PEN	NET	1ST	ENDED	GIVEN UP
1	15:00	11:39	3:21	Kickoff	LAC 32	8	28	0	28	2	LV 40	Missed FG
2	08:57	05:29	3:28	Int	LAC 17	6	15	0	15	1	LAC 32	Punt
3	04:04	03:14	0:50	Punt	LAC 17	3	5	0	5	0	LAC 22	Int
4	00:35	13:13	2:22	Downs	LAC 1	3	8	-4	4	0	LAC 5	Punt
5	11:51	05:26	6:25	Kickoff	LAC 31	10	79	-10	69	6	LV 1	TD
6	01:53	00:35	1:18	Punt	LAC 10	6	21	0	21	1	LAC 31	Punt
7	00:04	00:00	0:04	Kickoff	LAC 35	1	17	0	17	1	LAC 35	End Half
8	13:56	09:49	4:07	Punt	LAC 26	7	74	0	74	3	LV 10	TD
9	03:53	01:29	2:24	Kickoff	LAC 23	3	5	0	5	0	LAC 28	Punt
10	12:26	08:19	4:07	Punt	LAC 10	6	28	-10	18	1	LAC 28	Punt
11	06:47	03:42	3:05	Punt	LAC 24	6	23	7	30	2	LV 48	Fumble
12	02:59	02:24	0:35	Kickoff	LAC 35	3	4	-5	-1	0	LAC 34	Int
13	01:52	01:41	0:11	Punt	LAC 6	1	0	-6	-6	0	LAC 6	Safety

WEEK 3: RAIDERS 35, SAINTS 27 — SEPTEMBER 27, 2026

RAIDERS

#	RECD	LOST	POSS	OBTAINED	BEGAN	PLAYS	YDS	PEN	NET	1ST	ENDED	GIVEN UP
1	14:07	07:35	6:32	Punt	LV 24	12	63	-10	53	3	NO 23	Field Goal
2	00:50	11:27	4:23	Kickoff	LV 40	9	46	-4	42	2	NO 18	Field Goal
3	09:31	05:46	3:45	Punt	LV 47	8	44	9	53	5	NO 3	TD
4	01:54	00:00	1:54	Kickoff	LV 35	11	46	12	58	6	NO 7	Field Goal
5	15:00	13:30	1:30	Kickoff	LV 37	3	5	0	5	0	LV 42	Punt
6	06:40	06:33	0:07	Kickoff		0	0	0	0	0		Fumble
7	05:46	03:20	2:26	Kickoff	LV 29	5	71	0	71	2	NO 36	TD
8	02:01	01:36	0:25	Punt	LV 10	3	0	0	0	0	LV 10	Punt
9	12:55	09:21	3:34	Fumble	LV 45	6	55	0	55	4	NO 4	TD
10	07:48	06:22	1:26	Int	NO 4	3	4	0	4	1	NO 4	TD
11	02:15	01:38	0:37	Fumble	LV 32	4	8	0	8	1	LV 40	Punt
12	00:53	00:00	0:53	Fumble	NO 35	2	-2	0	-2	0	NO 36	End Game

SAINTS

#	RECD	LOST	POSS	OBTAINED	BEGAN	PLAYS	YDS	PEN	NET	1ST	ENDED	GIVEN UP
1	15:00	14:07	0:53	Kickoff	NO 27	3	2	0	2	0	NO 29	Punt
2	07:35	00:50	6:45	Kickoff	NO 21	13	84	-5	79	5	LV 2	TD
3	11:27	09:31	1:56	Kickoff	NO 22	3	2	-5	-3	0	NO 19	Punt
4	05:46	01:54	3:52	Kickoff	NO 28	10	72	0	72	5	LV 3	TD
5	13:30	06:40	6:50	Punt	NO 13	12	87	0	87	7	LV 1	TD
6	06:33	05:46	0:47	Fumble	LV 32	2	32	0	32	2	LV 16	TD
7	03:20	02:01	1:19	Kickoff	NO 40	5	17	-5	12	1	LV 48	Punt
8	01:36	12:55	3:41	Punt	NO 39	9	22	0	22	2	LV 29	Fumble
9	09:21	07:48	1:33	Kickoff	NO 27	3	4	0	4	0	NO 31	Int
10	06:22	02:15	4:07	Kickoff	NO 24	9	44	0	44	3	LV 20	Fumble
11	01:38	00:53	0:45	Punt	NO 20	3	15	5	20	2	NO 40	Fumble

WEEK 4: RAIDERS 27, CHIEFS 30 — OCTOBER 4, 2026

RAIDERS

#	RECD	LOST	POSS	OBTAINED	BEGAN	PLAYS	YDS	PEN	NET	1ST	ENDED	GIVEN UP
1	10:26	08:10	2:16	Downs		4	50	0	50	3	KC 27	TD
2	02:23	00:00	2:23	Kickoff	LV 31	4	16	-5	11	1	LV 42	Punt
3	11:19	03:19	8:00	Punt	LV 12	15	61	14	75	5	KC 13	Field Goal
4	01:22	00:00	1:22	Kickoff	LV 29	8	36	5	41	3	KC 30	Field Goal
5	15:00	11:32	3:28	Kickoff	LV 33	7	44	5	49	2	KC 18	Downs
6	08:38	04:33	4:05	Punt	LV 12	7	31	-8	23	2	LV 35	Punt
7	03:35	00:30	3:05	Punt	LV 15	6	16	0	16	1	LV 31	Punt
8	14:50	11:12	3:38	Kickoff	KC 45	7	19	0	19	1	KC 26	Field Goal
9	09:36	04:53	4:43	Punt	LV 10	8	65	-5	60	2	KC 30	Field Goal
10	03:21	03:10	0:11	Kickoff		0	0	0	0	0		Fumble
11	03:02	01:46	1:16	Kickoff	LV 35	5	45	20	65	5	KC 20	TD
12	01:16	00:01	1:15	Punt	LV 1	11	54	-4	50	3	KC 49	Int

CHIEFS

#	RECD	LOST	POSS	OBTAINED	BEGAN	PLAYS	YDS	PEN	NET	1ST	ENDED	GIVEN UP
1	15:00	10:26	4:34	Kickoff	KC 29	8	27	-5	22	1		Downs
2	08:10	02:23	5:47	Kickoff	KC 31	10	64	5	69	4	LV 2	TD
3	15:00	11:19	3:41	Punt	KC 14	7	46	-5	41	2	LV 45	Punt
4	03:19	01:22	1:57	Kickoff	KC 20	10	70	0	70	3	LV 10	Field Goal
5	11:32	08:38	2:54	Downs	KC 19	6	15	0	15	2	KC 34	Punt
6	04:33	03:35	0:58	Punt	KC 42	3	3	0	3	0	KC 45	Punt
7	00:30	14:50	0:40	Punt	KC 16	3	84	0	84	2	LV 8	TD
8	11:12	09:36	1:36	Kickoff	KC 30	3	5	0	5	0	KC 35	Punt
9	04:53	03:21	1:32	Kickoff	KC 35	4	62	3	65	3	LV 2	TD
10	03:10	03:02	0:08	Fumble	LV 22	1	22	0	22	1	LV 22	TD
11	01:46	01:16	0:30	Kickoff	KC 45	3	2	0	2	0	KC 47	Punt
12	00:01	00:00	0:01	Int	KC 39	1	-1	0	-1	0	KC 39	End Game

DRIVE CHARTS

WEEK 5: RAIDERS 17, PATRIOTS 45

OCTOBER 11, 2026

RAIDERS

#	RECD	LOST	POSS	OBTAINED	BEGAN	PLAYS	YDS	PEN	NET	1ST	ENDED	GIVEN UP
1	15:00	13:56	1:04	Kickoff	LV 35	3	4	0	4	0	LV 39	Punt
2	11:23	08:19	3:04	Kickoff	LV 20	6	66	14	80	4	NE 13	TD
3	01:30	14:43	1:47	Kickoff	LV 27	3	9	-4	5	0	LV 32	Punt
4	10:51	05:12	5:39	Punt	LV 13	10	52	-5	47	3	NE 40	Punt
5	04:27	01:52	2:35	Fumble	NE 38	6	7	0	7	1	NE 31	Missed FG
6	00:24	00:00	0:24	Kickoff	LV 31	1	-11	0	-11	0	LV 31	End Half
7	12:58	11:26	1:32	Kickoff	LV 32	3	5	0	5	0	LV 37	Punt
8	09:48	08:30	1:18	Punt	LV 49	5	24	0	24	1	NE 27	Field Goal
9	03:10	01:55	1:15	Kickoff	LV 42	4	22	0	22	0	LV 49	Fumble
10	14:12	10:49	3:23	Kickoff	LV 26	8	74	0	74	4	NE 2	TD
11	06:06	02:34	3:32	Kickoff	LV 35	10	54	0	54	3	NE 14	Downs

PATRIOTS

#	RECD	LOST	POSS	OBTAINED	BEGAN	PLAYS	YDS	PEN	NET	1ST	ENDED	GIVEN UP
1	13:56	11:23	2:33	Punt	NE 21	5	55	24	79	3	LV 35	TD
2	08:19	01:30	6:49	Kickoff	NE 16	11	71	13	84	6	LV 5	TD
3	14:43	10:51	3:52	Punt	NE 28	9	52	-20	32	3	LV 40	Punt
4	05:12	04:27	0:45	Punt	NE 20	2	17	0	17	1	NE 35	Fumble
5	01:52	00:24	1:28	Missed FG	NE 39	5	61	0	61	3	LV 11	TD
6	15:00	12:58	2:02	Kickoff	NE 32	4	61	7	68	4	LV 34	TD
7	11:26	09:48	1:38	Punt	NE 13	3	8	-6	2	0	NE 15	Punt
8	08:30	03:10	5:20	Kickoff	NE 29	9	82	-11	71	4	LV 3	TD
9	01:55	14:12	2:43	Fumble	NE 34	7	57	0	57	1	LV 9	Field Goal
10	10:49	06:06	4:43	Kickoff	LV 44	8	44	0	44	3	LV 8	TD
11	02:34	00:00	2:34	Downs	NE 11	4	28	0	28	1	NE 40	End Game

WEEK 6: RAIDERS 30, BILLS 33

OCTOBER 18, 2026

RAIDERS

#	RECD	LOST	POSS	OBTAINED	BEGAN	PLAYS	YDS	PEN	NET	1ST	ENDED	GIVEN UP
1	10:12	04:27	5:45	Kickoff	LV 30	9	64	6	70	5	BUF 1	TD
2	14:45	13:01	1:44	Kickoff	LV 31	3	6	0	6	0	LV 37	Punt
3	07:13	02:14	4:59	Kickoff	LV 26	10	61	-4	57	4	BUF 17	Field Goal
4	01:40	00:00	1:40	Punt	LV 33	8	39	19	58	4	BUF 9	Field Goal
5	15:00	14:25	0:35	Kickoff	LV 30	3	0	0	0	0	LV 30	Punt
6	09:45	08:54	0:51	Kickoff	LV 31	2	-2	0	-2	0	LV 29	Int
7	06:22	13:32	7:50	Kickoff	LV 26	15	75	-5	70	5	BUF 4	Field Goal
8	11:56	08:07	3:49	Punt	LV 9	9	91	0	91	5	BUF 11	TD
9	04:43	04:08	0:35	Kickoff	LV 18	3	0	0	0	0	LV 18	Punt
10	01:56	01:32	0:24	Kickoff	LV 34	2	44	22	66	2	BUF 44	TD

BILLS

#	RECD	LOST	POSS	OBTAINED	BEGAN	PLAYS	YDS	PEN	NET	1ST	ENDED	GIVEN UP
1	15:00	10:12	4:48	Kickoff	BUF 44	9	30	0	30	2	LV 26	Field Goal
2	04:27	14:45	4:42	Kickoff	BUF 32	10	63	-5	58	3	LV 10	Field Goal
3	13:01	07:13	5:48	Punt	BUF 15	9	90	-5	85	5	LV 9	TD
4	02:14	01:40	0:34	Kickoff	BUF 30	3	-7	0	-7	0	BUF 23	Punt
5	14:25	09:45	4:40	Punt	BUF 35	9	47	-10	37	3	LV 28	Field Goal
6	08:54	06:22	2:32	Int	LV 32	6	14	18	32	3	LV 12	TD
7	13:32	11:56	1:36	Kickoff	BUF 24	4	16	0	16	1	BUF 40	Punt
8	08:07	04:43	3:24	Kickoff	BUF 34	7	66	0	66	4	LV 3	TD
9	04:08	01:56	2:12	Punt	LV 49	8	29	0	29	2	LV 20	Field Goal
10	01:32	00:00	1:32	Kickoff	BUF 45	3	-3	0	-3	0	BUF 43	End Game

WEEK 7: RAIDERS 21, RAMS 35

OCTOBER 25, 2026

RAIDERS

#	RECD	LOST	POSS	OBTAINED	BEGAN	PLAYS	YDS	PEN	NET	1ST	ENDED	GIVEN UP
1	15:00	13:31	1:29	Kickoff	LV 38	3	1	0	1	0	LV 39	Punt
2	11:44	10:48	0:56	Punt	LV 31	4	7	29	36	1	LAR 33	Missed FG
3	06:25	00:51	5:34	Kickoff		9	38	0	38	2	LAR 12	Field Goal
4	10:01	08:29	1:32	Kickoff	LV 35	3	0	0	0	0	LV 35	Punt
5	04:15	01:56	2:19	Kickoff	LV 35	6	27	-10	17	1	LAR 48	Downs
6	01:19	00:00	1:19	Kickoff	LV 35	8	55	0	55	3	LAR 10	Field Goal
7	13:26	08:39	4:47	Punt	LV 25	11	47	15	62	3	LAR 13	Downs
8	08:30	07:05	1:25	Fumble	LAR 30	4	5	0	5	0	LAR 25	Downs
9	02:26	14:51	2:35	Punt	LV 9	6	91	0	91	2	LAR 37	TD
10	14:39	13:12	1:27	Int	LAR 34	4	32	2	34	3	LAR 15	TD
11	06:34	04:11	2:23	Kickoff	LV 35	10	47	0	47	3	LAR 18	Field Goal

RAMS

#	RECD	LOST	POSS	OBTAINED	BEGAN	PLAYS	YDS	PEN	NET	1ST	ENDED	GIVEN UP
1	13:31	11:44	1:47	Punt	LAR 20	3	-3	0	-3	0	LAR 17	Punt
2	10:48	06:25	4:23	Missed FG	LAR 41	8	54	5	59	5	LV 3	TD
3	00:51	10:01	5:50	Kickoff	LAR 20	12	84	-4	80	6	LV 5	TD
4	08:29	04:15	4:14	Punt	LAR 19	7	59	22	81	5	LV 11	TD
5	01:56	01:19	0:37	Downs	LAR 48	6	49	3	52	3	LV 17	TD
6	15:00	13:26	1:34	Kickoff	LAR 27	3	-2	0	-2	0	LAR 25	Punt
7	08:39	08:30	0:09	Downs	LAR 13	1	9	0	9	0	LAR 13	Fumble
8	07:05	02:26	4:39	Downs	LAR 25	7	50	-20	30	2	LV 45	Punt
9	14:51	14:39	0:12	Kickoff	LAR 31	1	0	0	0	0	LAR 31	Int
10	13:12	06:34	6:38	Kickoff	LAR 30	12	66	4	70	5	LV 4	TD
11	04:11	00:00	4:11	Kickoff	LV 46	8	20	0	20	2	LV 25	End Game

WEEK 8: RAIDERS 38, JETS 33

NOVEMBER 1, 2026

RAIDERS

#	RECD	LOST	POSS	OBTAINED	BEGAN	PLAYS	YDS	PEN	NET	1ST	ENDED	GIVEN UP
1	12:50	07:23	5:27	Kickoff	LV 40	10	75	-15	60	4	NYJ 12	TD
2	02:13	14:47	2:26	Kickoff	LV 32	3	-1	0	-1	0	LV 31	Punt
3	10:56	10:44	0:12	Kickoff		0	0	0	0	0		TD
4	06:18	03:49	2:29	Kickoff	LV 30	5	24	0	24	1	NYJ 46	Downs
5	00:09	00:00	0:09	Kickoff	LV 35	1	-1	0	-1	0	LV 35	End Half
6	15:00	09:59	5:01	Kickoff	LV 35	10	63	2	65	5	NYJ 2	TD
7	08:20	04:14	4:06	Kickoff	LV 35	10	54	11	65	5	NYJ 1	TD
8	01:33	11:33	5:00	Punt	LV 16	9	84	0	84	5	NYJ 2	TD
9	10:06	09:09	0:57	Punt	LV 29	3	6	0	6	0	LV 35	Punt
10	04:31	00:27	4:04	Kickoff	LV 35	9	30	0	30	2	NYJ 35	Field Goal
11	00:07	00:00	0:07	Int	LV 20	1	-1	0	-1	0	LV 20	End Game

JETS

#	RECD	LOST	POSS	OBTAINED	BEGAN	PLAYS	YDS	PEN	NET	1ST	ENDED	GIVEN UP
1	15:00	12:50	2:10	Kickoff	NYJ 35	7	60	2	62	4	LV 3	Field Goal
2	07:23	02:13	5:10	Kickoff	NYJ 35	12	48	0	48	3	LV 17	Field Goal
3	14:47	10:56	3:51	Punt	NYJ 30	8	70	0	70	4	LV 18	TD
4	10:44	06:18	4:26	Kickoff	NYJ 35	8	65	0	65	3	LV 12	TD
5	03:49	00:09	3:40	Downs	NYJ 46	9	33	0	33	3	LV 21	Field Goal
6	09:59	08:20	1:39	Kickoff	NYJ 42	3	58	0	58	3	LV 21	TD
7	04:14	01:33	2:41	Kickoff	NYJ 35	3	17	-10	7	0	NYJ 42	Punt
8	11:33	10:06	1:27	Kickoff	NYJ 24	3	5	-4	1	0	NYJ 25	Punt
9	09:09	04:31	4:38	Punt	NYJ 19	9	68	0	68	4	LV 13	Field Goal
10	00:27	00:07	0:20	Kickoff	NYJ 35	3	15	15	30	2	LV 35	Int

DRIVE CHARTS

WEEK 9: RAIDERS 17, 49ERS 38

NOVEMBER 8, 2026

RAIDERS

#	RECD	LOST	POSS	OBTAINED	BEGAN	PLAYS	YDS	PEN	NET	1ST	ENDED	GIVEN UP
1	09:32	08:21	1:11	Kickoff	LV 37	3	7	0	7	0	LV 44	Punt
2	01:52	12:41	4:11	Kickoff	LV 38	8	57	5	62	4	SF 2	TD
3	05:15	01:12	4:03	Kickoff	SF 42	7	11	0	11	1	SF 31	Field Goal
4	15:00	14:43	0:17	Kickoff	LV 30	1	0	0	0	0	LV 30	Int
5	14:43	09:29	5:14	Kickoff	LV 31	9	69	0	69	4	SF 21	TD
6	07:46	07:31	0:15	Int	SF 31	2	5	0	5	0	SF 31	Fumble
7	05:30	04:11	1:19	Downs	SF 40	3	39	0	39	1	SF 25	Fumble
8	00:36	11:55	3:41	Kickoff	LV 30	8	43	14	57	3	SF 13	Int
9	05:21	03:50	1:31	Kickoff	LV 22	7	9	0	9	1	LV 31	Int

49ERS

#	RECD	LOST	POSS	OBTAINED	BEGAN	PLAYS	YDS	PEN	NET	1ST	ENDED	GIVEN UP
1	15:00	09:32	5:28	Kickoff	SF 31	12	64	5	69	6	LV 1	TD
2	08:21	01:52	6:29	Punt	SF 11	13	100	-11	89	7	LV 1	TD
3	12:41	05:15	7:26	Kickoff	SF 16	12	84	0	84	5	LV 12	TD
4	01:12	00:00	1:12	Kickoff	SF 35	1	-8	-5	-13	0	SF 27	End Half
5	09:29	07:46	1:43	Kickoff	SF 24	3	14	0	14	1	SF 38	Int
6	07:31	05:30	2:01	Fumble	SF 31	4	9	0	9	0	SF 40	Downs
7	04:11	00:36	3:35	Fumble	SF 20	7	80	0	80	3	LV 37	TD
8	11:55	05:21	6:34	Int	SF 20	12	63	0	63	4	LV 17	Field Goal
9	03:50	00:00	3:50	Int	SF 27	6	8	0	8	1	SF 36	End Game

WEEK 10: RAIDERS 13, SEAHAWKS 21

NOVEMBER 15, 2026

RAIDERS

#	RECD	LOST	POSS	OBTAINED	BEGAN	PLAYS	YDS	PEN	NET	1ST	ENDED	GIVEN UP
1	14:02	07:41	6:21	Fumble	SEA 46	11	46	0	46	4	SEA 10	TD
2	02:32	11:13	6:19	Kickoff	LV 35	11	49	0	49	3	SEA 16	Field Goal
3	08:36	04:00	4:36	Punt	LV 9	8	28	0	28	2	LV 37	Punt
4	02:22	00:23	1:59	Punt	LV 29	6	13	0	13	1	LV 42	Punt
5	15:00	13:27	1:33	Kickoff	LV 26	3	-2	0	-2	0	LV 24	Punt
6	09:28	08:12	1:16	Kickoff	LV 32	3	1	0	1	0	LV 33	Punt
7	07:10	05:43	1:27	Kickoff	LV 25	3	-1	0	-1	0	LV 24	Punt
8	12:10	10:41	1:29	Fumble	LV 13	3	-11	0	-11	0	LV 2	Punt
9	07:00	05:59	1:01	Missed FG	LV 35	3	-4	0	-4	0	LV 31	Punt
10	04:22	02:04	2:18	Punt	LV 31	10	44	0	44	2	SEA 25	Field Goal

SEAHAWKS

#	RECD	LOST	POSS	OBTAINED	BEGAN	PLAYS	YDS	PEN	NET	1ST	ENDED	GIVEN UP
1	15:00	14:02	0:58	Kickoff	SEA 42	2	3	0	3	0	SEA 48	Fumble
2	07:41	02:32	5:09	Kickoff	SEA 27	8	83	-10	73	4	LV 34	TD
3	11:13	08:36	2:37	Kickoff	SEA 20	3	13	-5	8	0	SEA 28	Punt
4	04:00	02:22	1:38	Punt	SEA 20	3	7	0	7	0	SEA 27	Punt
5	00:23	00:00	0:23	Punt	SEA 20	1	5	0	5	0	SEA 20	End Half
6	13:27	09:28	3:59	Punt	SEA 13	8	87	0	87	5	LV 12	TD
7	08:12	07:10	1:02	Punt	SEA 22	3	78	0	78	1	SEA 29	TD
8	05:43	12:10	8:33	Punt	SEA 16	14	71	0	71	5	LV 12	Fumble
9	10:41	07:00	3:41	Punt		6	24	0	24	1	LV 26	Missed FG
10	05:59	04:22	1:37	Punt	SEA 16	3	0	0	0	0	SEA 16	Punt
11	02:04	00:00	2:04	Kickoff	SEA 19	5	11	0	11	1	SEA 31	End Game

WEEK 11: RAIDERS 24, BRONCOS 38

NOVEMBER 22, 2026

RAIDERS

#	RECD	LOST	POSS	OBTAINED	BEGAN	PLAYS	YDS	PEN	NET	1ST	ENDED	GIVEN UP
1	11:44	10:08	1:36	Punt	LV 13	3	9	0	9	0	LV 22	Punt
2	08:43	05:41	3:02	Kickoff	LV 25	4	12	-10	2	1	LV 27	Punt
3	14:50	13:43	1:07	Kickoff	LV 14	3	0	0	0	0	LV 14	Punt
4	10:35	06:43	3:52	Kickoff	LV 25	10	75	-10	65	2	DEN 10	Field Goal
5	04:39	02:45	1:54	Punt	LV 16	5	84	0	84	2	LV 32	TD
6	01:17	00:11	1:06	Punt	LV 26	3	2	-5	-3	0	LV 23	Punt
7	15:00	12:36	2:24	Kickoff	LV 28	3	8	0	8	0	LV 36	Punt
8	07:55	05:13	2:42	Downs	DEN 39	5	39	0	39	2	DEN 19	TD
9	00:20	12:12	3:08	Kickoff	LV 30	7	25	0	25	1	DEN 45	Downs
10	09:21	08:24	0:57	Kickoff	LV 27	4	11	0	11	1	LV 38	Punt
11	07:31	04:29	3:02	Punt	LV 31	8	84	-15	69	3	DEN 7	TD
12	02:23	01:52	0:31	Punt	LV 26	3	5	0	5	0	LV 31	Int
13	01:52	00:57	0:55	Kickoff	LV 35	9	16	5	21	2	DEN 37	Downs

BRONCOS

#	RECD	LOST	POSS	OBTAINED	BEGAN	PLAYS	YDS	PEN	NET	1ST	ENDED	GIVEN UP
1	15:00	11:44	3:16	Kickoff	DEN 22	6	27	-5	22	1	DEN 44	Punt
2	10:08	08:43	1:25	Punt	LV 24	4	4	0	4	0	LV 20	Field Goal
3	05:41	14:50	5:51	Punt	DEN 26	12	66	8	74	7	LV 1	TD
4	13:43	10:35	3:08	Punt	DEN 28	6	72	0	72	4	LV 1	TD
5	06:43	04:39	2:04	Kickoff	DEN 35	3	1	0	1	0	DEN 36	Punt
6	02:45	01:17	1:28	Kickoff	DEN 26	6	11	5	16	2	DEN 42	Punt
7	00:11	00:00	0:11	Punt		2	0	0	0	0		Int
8	12:36	07:55	4:41	Punt	DEN 4	9	35	0	35	2	DEN 39	Downs
9	05:13	00:20	4:53	Kickoff	DEN 28	10	72	0	72	5	LV 4	TD
10	12:12	09:21	2:51	Downs	DEN 46	5	54	0	54	4	LV 7	TD
11	08:24	07:31	0:53	Punt	DEN 22	3	2	0	2	0	DEN 24	Punt
12	04:29	02:23	2:06	Kickoff	DEN 20	3	9	0	9	0	DEN 29	Punt
13	00:57	00:00	0:57	Downs	DEN 44	2	-2	0	-2	0	DEN 43	End Game

DRIVE CHARTS - OPENING DRIVES

2026 REGULAR SEASON

		RAIDERS								OPPONENT							
		FIRST HALF				SECOND HALF				FIRST HALF				SECOND HALF			
DATE	OPPONENT	PLAYS	YDS	TIME	RESULT	PLAYS	YDS	TIME	RESULT	PLAYS	YDS	TIME	RESULT	PLAYS	YDS	TIME	RESULT
09/13	Dolphins	16	93	8:58	TD	2	3	0:31	INT	8	31	4:29	Punt	4	52	1:45	TD
09/20	at Chargers	5	20	2:42	INT	3	1	1:04	Punt	8	28	3:21	Miss FG	7	74	4:07	TD
09/27	at Saints	12	53	6:32	FG	3	5	1:30	Punt	3	2	0:53	Punt	12	87	6:50	TD
10/04	Chiefs	4	50	2:16	TD	7	49	3:28	Downs	8	22	4:34	Downs	6	15	2:54	Punt
10/11	at Patriots	3	4	1:04	Punt	3	5	1:32	Punt	5	79	2:33	TD	4	68	2:02	TD
10/18	Bills	9	70	5:45	TD	3	0	0:35	Punt	9	30	4:48	FG	9	37	4:40	FG
10/25	Rams	3	1	1:29	Punt	11	62	4:47	Downs	3	-3	1:47	Punt	3	-2	1:34	Punt
11/01	at Jets	10	60	5:27	TD	10	65	5:01	TD	7	62	2:10	FG	3	58	1:39	TD
11/08	at 49ers	3	7	1:11	Punt	1	0	0:17	INT	12	69	5:28	TD	3	14	1:43	INT
11/15	Seahawks	11	46	6:21	TD	3	-2	1:33	Punt	2	3	0:58	FUM	8	87	3:59	TD
11/22	at Broncos	3	9	1:36	Punt	3	8	2:24	Punt	6	22	3:16	Punt	9	35	4:41	Downs

ADVANCES CHART

2026 REGULAR SEASON RAIDERS ADVANCES					
DATE	**OPPONENT**	**RUSHES**	**COMPLETIONS**	**ADVANCES**	**OUTCOME**
09/13	Miami	37	21	58	W 27-13
09/20	at L.A. Chargers	29	19	48	W 26-14
09/27	at New Orleans	27	22	49	W 35-27
10/04	Kansas City	26	31	57	L 30-27
10/11	at New England	18	25	43	L 45-17
10/18	Buffalo	20	23	43	L 33-30
10/25	L.A. Rams	17	27	44	L 35-21
11/01	at N.Y. Jets	33	19	52	W 38-33
11/08	at San Francisco	15	22	37	L 38-17
11/15	Seattle	24	17	41	L 21-13
11/22	at Denver	24	18	42	L 38-24
11/29	at Cleveland	--	--	--	--
12/13	L.A. Chargers	--	--	--	--
12/20	Denver	--	--	--	--
12/27	Tennessee	--	--	--	--
01/03	at Arizona	--	--	--	--
01/10	at Kansas City	--	--	--	--
TOTALS		**270**	**244**	**514**	

2026 REGULAR SEASON OPPONENT ADVANCES					
DATE	**OPPONENT**	**RUSHES**	**COMPLETIONS**	**ADVANCES**	**OUTCOME**
09/13	Miami	18	15	33	W 27-13
09/20	at L.A. Chargers	32	15	47	W 26-14
09/27	at New Orleans	28	29	57	W 35-27
10/04	Kansas City	26	15	41	L 30-27
10/11	at New England	31	26	57	L 45-17
10/18	Buffalo	29	23	52	L 33-30
10/25	L.A. Rams	38	23	61	L 35-21
11/01	at N.Y. Jets	27	20	47	W 38-33
11/08	at San Francisco	43	17	60	L 38-17
11/15	Seattle	35	14	49	L 21-13
11/22	at Denver	34	19	53	L 38-24
11/29	at Cleveland	--	--	--	--
12/13	L.A. Chargers	--	--	--	--
12/20	Denver	--	--	--	--
12/27	Tennessee	--	--	--	--
01/03	at Arizona	--	--	--	--
01/10	at Kansas City	--	--	--	--
TOTALS		**341**	**216**	**557**	

RAIDERS RECORD WHEN:	
Having 45 or more advances	4 - 1
Having 50 or more advances	2 - 1
Having less than 45 advances	0 - 6
Having less than 50 advances	2 - 6
Allowing 45 or more advances	3 - 6
Allowing 50 or more advances	1 - 5
Allowing less than 45 advances	1 - 1
Allowing less than 50 advances	3 - 2

NOTE: Advances equal to all rushing attempts plus completions.

THIRD DOWN EFFICIENCY TEAM/OPPONENTS

RAIDERS 2026 REGULAR SEASON THIRD DOWN EFFICIENCY

RAIDERS

Date	Opponent	3rd & 1	3rd & 2	3rd & 3	3rd & 4	3rd & 5	3rd & 6	3rd & 7	3rd & 8	3rd & 9	3rd & 10+	Total
09/13	Miami	0 / 0	0 / 0	1 / 1	1 / 2	0 / 0	2 / 2	0 / 1	1 / 1	0 / 1	0 / 5	5 / 13
09/20	at L.A. Chargers	0 / 1	0 / 1	0 / 2	0 / 0	1 / 1	1 / 1	0 / 0	0 / 1	0 / 3	3 / 5	5 / 15
09/27	at New Orleans	0 / 0	1 / 1	2 / 2	2 / 2	0 / 3	0 / 0	0 / 0	1 / 1	0 / 0	1 / 3	7 / 12
10/04	Kansas City	0 / 0	1 / 2	1 / 1	0 / 0	0 / 1	1 / 1	0 / 1	0 / 1	1 / 2	1 / 5	5 / 14
10/11	at New England	0 / 0	2 / 2	0 / 1	1 / 2	1 / 3	1 / 2	0 / 0	0 / 0	0 / 0	0 / 3	5 / 13
10/18	Buffalo	1 / 1	0 / 0	0 / 0	0 / 3	0 / 0	1 / 1	1 / 1	2 / 2	0 / 0	2 / 4	7 / 12
10/25	L.A. Rams	1 / 2	0 / 1	1 / 1	1 / 1	0 / 3	0 / 0	0 / 0	0 / 0	0 / 1	0 / 5	3 / 14
11/01	at N.Y. Jets	1 / 1	3 / 5	1 / 1	0 / 1	0 / 1	0 / 0	1 / 1	0 / 0	0 / 0	1 / 1	7 / 11
11/08	at San Francisco	0 / 0	1 / 1	0 / 1	1 / 1	1 / 1	1 / 1	0 / 0	0 / 0	1 / 1	1 / 3	6 / 9
11/15	Seattle	1 / 2	1 / 2	1 / 1	0 / 0	3 / 4	0 / 1	0 / 0	0 / 0	0 / 1	1 / 7	7 / 18
11/22	at Denver	0 / 0	2 / 2	1 / 3	0 / 0	1 / 3	1 / 1	0 / 1	1 / 1	0 / 0	2 / 7	8 / 18
11/29	at Cleveland	--	--	--	--	--	--	--	--	--	--	--
12/13	L.A. Chargers	--	--	--	--	--	--	--	--	--	--	--
12/20	Denver	--	--	--	--	--	--	--	--	--	--	--
12/27	Tennessee	--	--	--	--	--	--	--	--	--	--	--
01/03	at Arizona	--	--	--	--	--	--	--	--	--	--	--
01/10	at Kansas City	--	--	--	--	--	--	--	--	--	--	--
	TOTALS	**4 / 7**	**11 / 17**	**8 / 14**	**6 / 12**	**7 / 20**	**8 / 10**	**2 / 5**	**5 / 7**	**2 / 9**	**12 / 48**	**65 / 149**
		57.1%	**64.7%**	**57.1%**	**50.0%**	**35.0%**	**80.0%**	**40.0%**	**71.4%**	**22.2%**	**25.0%**	**43.6%**
		3RD & 1-3: 23 / 38 = 60.5%			**3RD & 4-6: 21 / 42 = 50.0%**			**3RD & 7-10+: 21 / 69 = 30.4%**				

OPPONENT 2026 REGULAR SEASON THIRD DOWN EFFICIENCY

OPPONENT

Date	Opponent	3rd & 1	3rd & 2	3rd & 3	3rd & 4	3rd & 5	3rd & 6	3rd & 7	3rd & 8	3rd & 9	3rd & 10+	Total
09/13	Miami	0 / 1	0 / 0	1 / 1	0 / 0	1 / 2	0 / 1	0 / 1	0 / 0	0 / 0	0 / 4	2 / 10
09/20	at L.A. Chargers	0 / 1	1 / 3	0 / 1	0 / 0	1 / 2	0 / 0	0 / 1	0 / 1	0 / 1	3 / 4	5 / 14
09/27	at New Orleans	3 / 4	1 / 1	1 / 1	0 / 1	1 / 1	1 / 2	0 / 0	0 / 1	1 / 1	1 / 3	9 / 15
10/04	Kansas City	1 / 1	1 / 2	1 / 2	0 / 1	1 / 1	0 / 0	0 / 1	0 / 1	0 / 0	1 / 4	5 / 13
10/11	at New England	1 / 1	2 / 2	1 / 2	0 / 0	1 / 1	0 / 1	0 / 0	0 / 0	0 / 1	1 / 4	6 / 12
10/18	Buffalo	1 / 1	0 / 0	1 / 3	0 / 0	0 / 0	0 / 0	0 / 0	2 / 2	0 / 2	0 / 3	4 / 11
10/25	L.A. Rams	1 / 1	2 / 2	1 / 1	0 / 0	1 / 2	0 / 0	0 / 1	0 / 0	0 / 0	0 / 3	5 / 10
11/01	at N.Y. Jets	1 / 1	0 / 2	0 / 1	1 / 1	0 / 0	0 / 1	0 / 0	0 / 0	0 / 1	2 / 4	4 / 11
11/08	at San Francisco	1 / 1	1 / 2	2 / 3	1 / 1	2 / 2	0 / 2	0 / 0	0 / 0	0 / 0	1 / 2	8 / 13
11/15	Seattle	0 / 0	4 / 4	1 / 3	0 / 0	0 / 0	0 / 1	1 / 1	0 / 1	0 / 0	1 / 2	7 / 12
11/22	at Denver	1 / 2	0 / 1	0 / 0	1 / 1	1 / 1	0 / 1	1 / 2	0 / 1	1 / 1	1 / 3	6 / 13
11/29	at Cleveland	--	--	--	--	--	--	--	--	--	--	--
12/13	L.A. Chargers	--	--	--	--	--	--	--	--	--	--	--
12/20	Denver	--	--	--	--	--	--	--	--	--	--	--
12/27	Tennessee	--	--	--	--	--	--	--	--	--	--	--
01/03	at Arizona	--	--	--	--	--	--	--	--	--	--	--
01/10	at Kansas City	--	--	--	--	--	--	--	--	--	--	--
	TOTALS	**10 / 14**	**12 / 19**	**9 / 18**	**3 / 5**	**9 / 12**	**1 / 9**	**2 / 7**	**2 / 7**	**2 / 7**	**11 / 36**	**61 / 134**
		71.4%	**63.2%**	**50.0%**	**60.0%**	**75.0%**	**11.1%**	**28.6%**	**28.6%**	**28.6%**	**30.6%**	**45.5%**
		3RD & 1-3: 31 / 51 = 60.8%			**3RD & 4-6: 13 / 26 = 50.0%**			**3RD & 7-10+: 17 / 57 = 29.8%**				

FOURTH DOWN EFFICIENCY

2026 REGULAR SEASON FOURTH DOWN EFFICIENCY

		RAIDERS						OPPONENT					
Date	**Opponent**	**4th & 1**	**4th & 2**	**4th & 3**	**4th & 4**	**4th & 5+**	**Total**	**4th & 1**	**4th & 2**	**4th & 3**	**4th & 4**	**4th & 5+**	**Total**
09/13	Miami	1 / 1	0 / 0	0 / 0	0 / 0	0 / 0	1 / 1	0 / 0	0 / 0	0 / 0	0 / 0	0 / 1	0 / 1
09/20	at L.A. Chargers	1 / 2	0 / 0	0 / 0	0 / 0	0 / 0	1 / 2	0 / 0	0 / 0	0 / 0	0 / 0	0 / 0	0 / 0
09/27	at New Orleans	0 / 0	0 / 0	0 / 0	0 / 0	0 / 0	0 / 0	0 / 1	0 / 0	0 / 0	0 / 0	0 / 0	0 / 1
10/04	Kansas City	1 / 1	0 / 1	0 / 0	0 / 0	1 / 1	2 / 3	0 / 0	0 / 1	0 / 0	0 / 0	1 / 1	1 / 2
10/11	at New England	0 / 0	0 / 0	0 / 1	0 / 1	0 / 0	0 / 2	0 / 0	1 / 1	1 / 1	0 / 0	0 / 0	2 / 2
10/18	Buffalo	0 / 0	0 / 0	0 / 0	0 / 0	0 / 0	0 / 0	0 / 0	0 / 0	0 / 0	0 / 0	0 / 0	0 / 0
10/25	L.A. Rams	0 / 0	0 / 1	0 / 1	0 / 0	2 / 3	2 / 5	0 / 0	0 / 0	0 / 0	0 / 0	0 / 0	0 / 0
11/01	at N.Y. Jets	0 / 1	0 / 0	0 / 0	0 / 0	0 / 0	0 / 1	1 / 1	0 / 0	0 / 0	0 / 0	0 / 0	1 / 1
11/08	at San Francisco	0 / 0	0 / 0	0 / 0	0 / 0	0 / 1	0 / 1	1 / 2	1 / 1	0 / 0	0 / 0	0 / 0	2 / 3
11/15	Seattle	1 / 1	0 / 0	0 / 0	0 / 0	1 / 1	2 / 2	0 / 0	0 / 0	0 / 0	0 / 0	0 / 0	0 / 0
11/22	at Denver	0 / 0	0 / 1	0 / 0	0 / 0	0 / 1	0 / 2	0 / 1	0 / 0	0 / 0	0 / 0	0 / 0	0 / 1
11/29	at Cleveland	--	--	--	--	--	--	--	--	--	--	--	--
12/13	L.A. Chargers	--	--	--	--	--	--	--	--	--	--	--	--
12/20	Denver	--	--	--	--	--	--	--	--	--	--	--	--
12/27	Tennessee	--	--	--	--	--	--	--	--	--	--	--	--
01/03	at Arizona	--	--	--	--	--	--	--	--	--	--	--	--
01/10	at Kansas City	--	--	--	--	--	--	--	--	--	--	--	--
	TOTALS	**4 / 6**	**0 / 3**	**0 / 2**	**0 / 1**	**4 / 7**	**8 / 19**	**2 / 5**	**2 / 3**	**1 / 1**	**0 / 0**	**1 / 2**	**6 / 11**
		66.7%	**0.0%**	**0.0%**	**0.0%**	**57.1%**	**42.1%**	**40.0%**	**66.7%**	**100.0%**	**0.0%**	**50.0%**	**54.5%**

100.0+ PASSER RATING

2026 REGULAR SEASON 100.0+ PASSER RATING

RAIDERS

PASSING GAMES

DATE	OPPONENT	PLAYER	ATT	CMP	YDS	CMP%	YDS/ATT	YDS/CMP	TD	TD%	INT	INT%	LONG	SACK/LOST	RATING
09/20	at L.A. Chargers	Kirk Cousins	29	19	253	65.52%	8.72	13.32	3	10.34%	1	3.45%	42	2/5	113.10
09/27	at New Orleans	Kirk Cousins	33	22	248	66.67%	7.52	11.27	3	9.09%	0	0.00%	22	3/21	119.30
10/11	at New England	Kirk Cousins	28	19	243	67.86%	8.68	12.79	1	3.57%	0	0.00%	31	3/23	106.70
11/01	at N.Y. Jets	Kirk Cousins	26	19	247	73.08%	9.50	13.00	3	11.54%	0	0.00%	45	1/9	141.00

2026 OPPONENTS 100.0+ PASSER RATING

PASSING GAMES

DATE	OPPONENT	PLAYER	ATT	CMP	YDS	CMP%	YDS/ATT	YDS/CMP	TD	TD%	INT	INT%	LONG	SACK/LOST	RATING
09/27	at New Orleans	Tyler Shough	42	29	255	69.05%	6.07	8.79	4	9.52%	1	2.38%	22	2/22	106.70
10/11	at New England	Drake Maye	34	26	374	76.47%	11.00	14.38	4	11.76%	0	0.00%	49	1/3	150.90
10/18	vs. Buffalo	Josh Allen	33	23	255	69.70%	7.73	11.09	2	6.06%	0	0.00%	37	2/13	112.60
10/25	vs. L.A. Rams	Matthew Stafford	29	23	195	79.31%	6.72	8.48	3	10.34%	1	3.45%	15	1/8	114.80
11/08	at San Francisco	Brock Purdy	25	17	232	68.00%	9.28	13.65	2	8.00%	1	4.00%	37t	1/8	107.40

*Need minimum of 20 attempts to qualify

COMPLETIONS BY DISTANCE

2026 REGULAR SEASON

DATE	OPPONENT	QUARTERBACK	LOSS	0-9	10-19	20-29	30-39	40-49	50+
09/13	Miami	Cousins	1	14	5 (3)	1	--	--	--
09/20	at L.A. Chargers	Cousins	--	9	6 (2)	2	--	2 (1)	--
09/27	at New Orleans	Cousins	--	10 (3)	11	2	--	--	--
10/04	Kansas City	Cousins	2	14	10	6 (2)	--	--	--
10/11	at New England	Cousins	1	6	8 (1)	3	1	--	--
		Mendoza	--	5	1	--	--	--	--
10/18	Buffalo	Cousins	1	10	9 (1)	3	--	1 (1)	--
10/25	L.A. Rams	Cousins	1	12	9 (1)	2	1 (1)	1	--
		Cole	--	--	1	--	--	--	--
11/01	at N.Y. Jets	Cousins	--	8 (2)	8 (1)	2	--	1	--
11/08	at San Francisco	Cousins	4	9	5	3 (1)	1	--	--
11/15	Seattle	Mendoza	2	12	2	1	1	--	--
11/22	at Denver	Mendoza	--	9	7 (1)	--	1	--	1 (1)
11/29	at Cleveland	--	--	--	--	--	--	--	--
12/13	L.A. Chargers	--	--	--	--	--	--	--	--
12/20	Denver	--	--	--	--	--	--	--	--
12/27	Tennessee	--	--	--	--	--	--	--	--
01/03	at Arizona	--	--	--	--	--	--	--	--
01/10	at Kansas City	--	--	--	--	--	--	--	--
PLAYER TOTALS		Cousins	10	92 (5)	71 (9)	24 (3)	3 (1)	5 (2)	--
		Mendoza	2	26	10 (1)	1	2	--	1 (1)
		Cole	--	--	1	--	--	--	--
		TEAM TOTALS	**12**	**118 (5)**	**82 (10)**	**25 (3)**	**5 (1)**	**5 (2)**	**1 (1)**

YARDS GAINED BY DOWN

RAIDERS 2026 REGULAR SEASON YARDS GAINED BY DOWN

		RAIDERS												OPPONENT											
		1ST DOWN			2ND DOWN			3RD DOWN			4TH DOWN			1ST DOWN			2ND DOWN			3RD DOWN			4TH DOWN		
Date	**Opponent**	**Att**	**Yds**	**Avg**	**Att**	**Yds**	**Avg**	**Att**	**Yds**	**Avg**	**Att**	**Yds**	**Avg**	**Att**	**Yds**	**Avg**	**Att**	**Yds**	**Avg**	**Att**	**Yds**	**Avg**	**Att**	**Yds**	**Avg**
09/13	Miami	28	102	3.6	25	117	4.7	13	70	5.4	1	1	1.0	21	58	2.8	18	154	8.6	10	47	4.7	1	0	0.0
09/20	at L.A. Chargers	24	146	6.1	20	104	5.2	14	54	3.9	2	1	0.5	27	115	4.3	21	90	4.3	14	105	7.5	0	0	0.0
09/27	at New Orleans	29	157	5.4	22	152	6.9	12	72	6.0	0	0	0.0	33	242	7.3	23	102	4.4	15	54	3.6	1	-12	-12.0
10/04	Kansas City	35	207	5.9	26	150	5.8	14	74	5.3	3	13	4.3	25	208	8.3	18	63	3.5	13	115	8.8	1	1	1.0
10/11	at New England	24	107	4.5	18	119	6.6	13	63	4.8	2	18	9.0	32	197	6.2	20	209	10.5	12	117	9.8	2	13	6.5
10/18	Buffalo	29	188	6.5	20	80	4.0	12	110	9.2	0	0	0.0	30	168	5.6	23	133	5.8	11	44	4.0	0	0	0.0
10/25	L.A. Rams	26	137	5.3	19	91	4.8	14	93	6.6	4	16	4.0	34	185	5.4	24	148	6.2	10	53	5.3	0	0	0.0
11/01	at N.Y. Jets	28	184	6.6	20	113	5.7	11	36	3.3	1	0	0.0	31	278	9.0	18	107	5.9	11	42	3.8	1	12	12.0
11/08	at San Francisco	21	79	3.8	16	71	4.4	9	90	10.0	1	0	0.0	32	209	6.5	21	95	4.5	13	102	7.8	3	8	2.7
11/15	Seattle	21	48	2.3	20	72	3.6	17	33	1.9	1	7	7.0	25	156	6.2	18	95	5.3	12	131	10.9	0	0	0.0
11/22	at Denver	24	56	2.3	22	175	8.0	18	162	9.0	2	-7	-3.5	33	212	6.4	23	58	2.5	13	81	6.2	1	0	0.0
11/29	at Cleveland	--			--			--			--			--			--			--			--		
12/13	L.A. Chargers	--			--			--			--			--			--			--			--		
12/20	Denver	--			--			--			--			--			--			--			--		
12/27	Tennessee	--			--			--			--			--			--			--			--		
01/03	at Arizona	--			--			--			--			--			--			--			--		
01/10	at Kansas City	--			--			--			--			--			--			--			--		
	TOTALS	**289**	**1,411**	**4.9**	**228**	**1,244**	**5.5**	**147**	**857**	**5.8**	**17**	**49**	**2.9**	**323**	**2,028**	**6.3**	**227**	**1,254**	**5.5**	**134**	**891**	**6.6**	**10**	**22**	**2.2**

BIG RETURNS: KICKOFF AND PUNT

DATE	OPPONENT	QTR	RETURN	RAIDERS PLAYER	YDS.	DOWN	RESULT
09/13	Miami	2	Punt	Malik Benson	23	LV 33	Field Goal
		2	Kickoff	Dylan Laube	45	LV 35	Field Goal
		3	Kickoff	Dylan Laube	50	LV 35	Interception
09/20	at L.A. Chargers	3	Kickoff	Dylan Laube	21	LV 35	Punt
09/27	at New Orleans	3	Kickoff	Dareke Young	32	NO 13	Touchdown
		3	Kickoff	Dylan Laube	28	LV 32	Touchdown
		3	Kickoff	Dareke Young	23	LV 35	Punt
10/04	Kansas City	2	Kickoff	Dylan Laube	23	KC 14	Punt
		3	Kickoff	Dareke Young	26	KC 35	Downs
		3	Kickoff	Dareke Young	30	KC 19	Punt
		4	Kickoff	Dylan Laube	53	LV 35	Punt
10/11	at New England	1	Kickoff	Deven Thompkins	32	NE 21	Touchdown
		2	Kickoff	Deven Thompkins	24	NE 28	Punt
		3	Kickoff	Dylan Laube	24	LV 35	Touchdown
		3	Kickoff	Dylan Laube	25	NE 13	Punt
		3	Kickoff	Deven Thompkins	24	NE 34	Field Goal
		4	Kickoff	Dylan Laube	20	LV 35	Touchdown
10/18	Buffalo	1	Kickoff	Dareke Young	24	LV 35	Field Goal
		2	Kickoff	Dareke Young	27	BUF 15	Touchdown
		2	Kickoff	Dareke Young	22	LV 35	Punt
		3	Kickoff	Dareke Young	25	BUF 35	Field Goal
		3	Kickoff	Dareke Young	26	LV 32	Touchdown
		4	Kickoff	Dareke Young	26	LV 35	Punt
		4	Kickoff	Dylan Laube	25	LV 49	Field Goal
		4	Kickoff	Dylan Laube	29	LV 35	End Game
10/25	L.A. Rams	1	Kickoff	Dylan Laube	36	LAR 20	Punt
		1	Kickoff	Dylan Laube	42	LV 35	Touchdown
11/01	at N.Y. Jets	2	Kickoff	Dylan Laube	23	NYJ 30	Touchdown
		2	Kickoff	**Dylan Laube**	**95T**	LV 35	Touchdown
		2	Kickoff	Dylan Laube	26	NYJ 46	Field Goal
11/08	at San Francisco	1	Kickoff	Dareke Young	21	SF 11	Touchdown
		2	Kickoff	Dylan Laube	30	LV 35	Touchdown
		2	Kickoff	Dylan Laube	54	LV 35	End Half
		3	Kickoff	Dylan Laube	29	SF 35	Touchdown
		3	Kickoff	Dylan Laube	26	LV 35	Interception
		4	Kickoff	Dylan Laube	24	SF 20	Field Goal
11/15	Seattle	3	Kickoff	Dylan Laube	24	SEA 13	Touchdown
		3	Kickoff	Dareke Young	29	SEA 22	Touchdown
		3	Kickoff	Dylan Laube	22	SEA 16	Fumble
11/22	at Denver	1	Kickoff	Dylan Laube	22	DEN 26	Touchdown
		2	Kickoff	Dylan Laube	21	LV 35	Punt
		3	Kickoff	Dylan Laube	24	DEN 4	Downs
		4	Kickoff	Dylan Laube	28	DEN 46	Touchdown
		4	Kickoff	Dylan Laube	22	DEN 22	Punt
11/29	at Cleveland	--	--	--	--	--	--
12/13	L.A. Chargers	--	--	--	--	--	--
12/20	Denver	--	--	--	--	--	--
12/27	Tennessee	--	--	--	--	--	--
01/03	at Arizona	--	--	--	--	--	--
01/10	at Kansas City	--	--	--	--	--	--

OPPONENT BIG RETURNS: KICKOFF AND PUNT

DATE	OPPONENT	QTR	RETURN	OPP. PLAYER	YDS.	DOWN	RESULT
09/13	Miami	1	Kickoff	Malik Washington	22	LV 7	Punt
		3	Kickoff	Jaylen Wright	27	MIA 35	Field Goal
		3	Kickoff	Jaylen Wright	79	LV 31	Missed FG
09/20	at L.A. Chargers	1	Kickoff	Keaton Mitchell	28	LV 48	Missed FG
		2	Kickoff	Kimani Vidal	26	LAC 35	Touchdown
09/27	at New Orleans	1	Kickoff	Jayden Price	22	LV 24	Punt
		2	Kickoff	Jayden Price	22	NO 35	Touchdown
		4	Kickoff	Jalen Cropper	22	NO 4	Interception
		4	Kickoff	Jayden Price	20	LV 32	Fumble
10/04	Kansas City	1	Kickoff	Emmett Johnson	25	50	Downs
		1	Kickoff	Emmett Johnson	24	KC 35	Touchdown
		3	Punt	Nikko Remigio	27	KC 42	Punt
		4	Kickoff	Nikko Remigio	27	LV 10	Punt
10/11	at New England	1	Kickoff	Kyle Williams	20	NE 35	Touchdown
		3	Kickoff	Kyle Williams	27	NE 35	Touchdown
		3	Kickoff	Kyle Williams	24	NE 35	Touchdown
10/18	Buffalo	1	Kickoff	Ray Davis	40	BUF 35	Field Goal
		2	Kickoff	Ray Davis	21	BUF 35	Field Goal
		2	Kickoff	Greg Dortch	27	LV 33	Punt
		3	Punt	Greg Dortch	22	BUF 35	Punt
		4	Kickoff	Greg Dortch	20	LV 9	Punt
		4	Kickoff	Ray Davis	24	BUF 35	Touchdown
10/25	L.A. Rams	3	Kickoff	Jordan Whittington	23	LV 25	Punt
		4	Kickoff	Jordan Whittington	31	LAR 34	Interception
11/01	at N.Y. Jets	3	Kickoff	Isaiah Williams	41	NYJ 35	Touchdown
		4	Kickoff	Isaiah Williams	25	LV 29	Punt
11/08	at San Francisco	1	Kickoff	Kaelon Black	31	SF 35	Touchdown
		3	Kickoff	Jordan James	21	SF 31	Interception
11/15	Seattle	1	Kickoff	Jadarian Price	42	SEA 46	Fumble
		1	Kickoff	Rashid Shaheed	28	SEA 35	Touchdown
		0	Kickoff	Rashid Shaheed	22		End Game
11/22	at Denver	1	Kickoff	Cody Schrader	22	LV 13	Punt
		1	Punt	Marvin Mims Jr.	22	DEN 26	Punt
		2	Kickoff	Cody Schrader	25	LV 26	Punt
		3	Kickoff	Cody Schrader	24	DEN 35	Touchdown
11/29	at Cleveland	--	--	--	--	--	--
12/13	L.A. Chargers	--	--	--	--	--	--
12/20	Denver	--	--	--	--	--	--
12/27	Tennessee	--	--	--	--	--	--
01/03	at Arizona	--	--	--	--	--	--
01/10	at Kansas City	--	--	--	--	--	--

TAKEAWAYS AND OPPONENT TAKEAWAYS

2026 REGULAR SEASON - DEFENSIVE TAKEAWAYS

DATE	OPPONENT	TAKEAWAY	QTR.	SCORE	YD-LINE	RESULT
09/13	Miami	T. Stukes INT (M. Willis) Q. Walker FR (J. Chinn FF)	3 4	20-13 23-13	LV-34 MIA-34	FG EOG
09/20	at L.A. Chargers	H. Masses INT (J. Herbert) J. Chinn FR (N. Dean FF) H. Masses INT (J. Herbert)	1 4 4	0-0 17-14 24-14	LV-48 LV-41 LV-49	Downs TD Punt
09/27	at New Orleans	M. Crosby FR (M. Koonce FF) H. Masses INT (T. Shough) T. Johnson FR (M. Crosby FF) E. Stokes FR (N. Dean FF)	4 4 4 4	22-26 28-26 35-26 35-26	LV-45 NO-4 LV-32 NO-35	TD TD Punt EOG
10/04	Kansas City	None				
10/11	at New England	D. Porter FR (A. Butler FF)	2	7-14	NE-38	Missed FG
10/18	Buffalo	None				
10/25	L.A. Rams	J. Chinn FR (J. Pegues FF) N. Dean INT (M. Stafford)	3 4	6-28 12-28	LA-30 LA-34	Downs TD
11/01	at N.Y. Jets	J. Chinn INT (G. Smith: touchback)	4	38-33	LV-(-6)	EOG
11/08	at San Francisco	T. Stukes INT (B. Purdy)	3	17-28	LV-43	Fumble
11/15	Seattle	Q. Walker FR (T. Johnson FF) N. Dean FR (D. Lock fumble)	1 4	0-0 10-21	SEA-46 LV-13	TD Punt
11/22	at Denver	I. Pola-Mao INT (B. Nix)	3	10-17	LV-(-9)	Punt
11/29		--	--	--	--	--
12/13		--	--	--	--	--
12/20		--	--	--	--	--
12/27		--	--	--	--	--
01/03		--	--	--	--	--
01/10		--	--	--	--	--

2026 REGULAR SEASON - OFFENSIVE GIVEAWAYS

DATE	OPPONENT	TAKEAWAY	QTR.	SCORE	YD-LINE	RESULT
09/13	Miami	K. Cousins INT (M. Taaffe) K. Cousins INT (D. Trader Jr.)	3 4	13-6 23-13	MIA-46 MIA-42	TD Punt
09/20	at L.A. Chargers	K. Cousins INT (C. Hart)	1	0-0	LAC-15	Punt
09/27	at New Orleans	None				
10/04	Kansas City	K. Cousins INT (X. Nwankpa)	4	27-30	KC-36	EOG
10/11	at New England	B. Bowers fumble (K. Byard III FF; C. Woodson FR)	3	10-34	NE-34	FG
10/18	Buffalo	K. Cousins INT (D. Williams)	3	13-16	LV-32	TD
10/25	L.A. Rams	None				
11/01	at N.Y. Jets	None				
11/08	at San Francisco	K. Cousins INT (J. Dugger) B. Bowers fumble (F. Warner FF; D. Greenlaw FR) M. Mayer fumble (U. Stout FF; F. Warner FR: touchback) K. Cousins INT (R. Green: touchback) K. Cousins INT (M. Mustapha)	3 3 3 4 4	10-28 17-28 17-28 17-35 17-38	LV-35 SF-31 SF-(-2) SF-(-5) SF-27	TD Downs TD FG EOG
11/15	Seattle	None				
11/22	at Denver	F. Mendoza INT (J. McMillian)	4	24-38	LV-35	TD
11/29		--	--	--	--	--
12/13		--	--	--	--	--
12/20		--	--	--	--	--
12/27		--	--	--	--	--
01/03		--	--	--	--	--
01/10		--	--	--	--	--

2026 REGULAR SEASON - SPECIAL TEAMS/MISC GIVEAWAYS

DATE	OPPONENT	TAKEAWAY	QTR.	SCORE	YD-LINE	RESULT
09/27	at New Orleans	D. Laube fumble (A. Jennings FF; J. Howden FR)	3	16-20	LV-32	TD
10/04	Kansas City	D. Young fumble (J. Bassa FF; J. Cochrane FR)	4	19-23	LV-22	TD

2026 REGULAR SEASON - TURNOVERS

Offense:	12 Giveaways 37 Points (5 TD, 2 FG)	**Ratio** +3 (17 takes, 14 gives)
Defense:	17 Takeaways 33 Points (5 TD, 1 FG)	
Special Teams:	2 Giveaways 12 Points (2 TD, 0 FG)	**Points Off Turnovers Ratio** -16 (33 scored, 49 allowed)
	0 Takeaways 0 Points (0 TD, 0 FG)	

TURNOVER BREAKDOWN CHART - TEAM AND OPPONENT

		FORCED TURNOVERS			TURNOVERS CONVERTED					OUTCOME	
DATE	OPPONENT	FUM	INTS	TOTAL	TD	FG	PTS.	PTS. PCT.	TD PCT.	NET DIFF.	RESULT
09/13	Las Vegas	1	1	2	0	1	3	50.0	0.0	0	27-13 Las Vegas
	Miami	0	2	2	1	0	7	50.0	50.0	0	
09/20	Las Vegas	1	2	3	1	0	7	33.3	33.3	+2	26-14 Las Vegas
	at L.A. Chargers	0	1	1	0	0	0	0.0	0.0	-2	
09/27	Las Vegas	3	1	4	2	0	13	50.0	50.0	+3	35-27 Las Vegas
	at New Orleans	1	0	1	1	0	7	100.0	100.0	-3	
10/04	Las Vegas	0	0	0	0	0	0	0.0	0.0	-2	30-27 Kansas City
	Kansas City	1	1	2	1	0	7	50.0	50.0	+2	
10/11	Las Vegas	1	0	1	0	0	0	0.0	0.0	0	45-17 New England
	at New England	1	0	1	0	1	3	100.0	0.0	0	
10/18	Las Vegas	0	0	0	0	0	0	0.0	0.0	-1	33-30 Buffalo
	Buffalo	0	1	1	1	0	7	100.0	100.0	+1	
10/25	Las Vegas	1	1	2	1	0	6	50.0	50.0	+2	35-21 L.A. Rams
	L.A. Rams	0	0	0	0	0	0	0.0	0.0	-2	
11/01	Las Vegas	0	1	1	0	0	0	0.0	0.0	+1	38-33 Las Vegas
	at N.Y. Jets	0	0	0	0	0	0	0.0	0.0	-1	
11/08	Las Vegas	0	1	1	0	0	0	0.0	0.0	-4	38-17 San Francisco
	at San Francisco	2	3	5	2	1	16	60.0	40.0	+4	
11/15	Las Vegas	2	0	2	1	0	7	50.0	50.0	+2	21-13 Seattle
	Seattle	0	0	0	0	0	0	0.0	0.0	-2	
11/22	Las Vegas	0	1	1	0	0	0	0.0	0.0	0	38-24 Denver
	at Denver	0	1	1	1	0	7	100.0	100.0	0	
11/29		--	--	--	--	--	--	--	--	--	--
12/13		--	--	--	--	--	--	--	--	--	--
12/20		--	--	--	--	--	--	--	--	--	--
12/27		--	--	--	--	--	--	--	--	--	--
01/03		--	--	--	--	--	--	--	--	--	--
01/10		--	--	--	--	--	--	--	--	--	--
	RAIDERS	**9**	**8**	**17**	**5**	**1**	**36**	**35.3**	**29.4**	**+3**	**4-7**
	OPPONENTS	**5**	**9**	**14**	**7**	**2**	**54**	**64.3**	**50.0**	**-3**	**7-4**

RED ZONE EFFICIENCY

RAIDERS 2026 REGULAR SEASON INSIDE 20 EFFICIENCY

RAIDERS

						Miss			Blk/				Drive Ends				Score	
Date	Opponent	Pos	TD	PAT	2-Pt.	PAT	FG	FGA	MFG	INT	Fum	Dwns	Half	Game	Pts	TD%	Pct.	Pts/Poss
09/13	Miami	4	3	3	0	0	1	1	0	0	0	0	0	0	24	75.0	100.0	6.0
09/20	at L.A. Chargers	3	2	2	0	0	0	0	0	0	0	1	0	0	14	66.7	66.7	4.7
09/27	at New Orleans	6	3	2	0	0	3	3	0	0	0	0	0	0	29	50.0	100.0	4.8
10/04	Kansas City	2	0	0	0	0	1	1	0	0	0	1	0	0	3	0.0	50.0	1.5
10/11	at New England	3	2	2	0	0	0	0	0	0	0	1	0	0	14	66.7	66.7	4.7
10/18	Buffalo	5	2	2	0	0	3	3	0	0	0	0	0	0	23	40.0	100.0	4.6
10/25	L.A. Rams	5	1	0	0	0	3	3	0	0	0	1	0	0	15	20.0	80.0	3.0
11/01	at N.Y. Jets	4	4	4	0	0	0	0	0	0	0	0	0	0	28	100.0	100.0	7.0
11/08	at San Francisco	2	1	1	0	0	0	0	0	1	0	0	0	0	7	50.0	50.0	3.5
11/15	Seattle	3	1	1	0	0	2	2	0	0	0	0	0	0	13	33.3	100.0	4.3
11/22	at Denver	3	2	2	0	0	1	1	0	0	0	0	0	0	17	66.7	100.0	5.7
11/29	at Cleveland	--	--	--	--	--	--	--	--	--	--	--	--	--	--	--	--	--
12/13	L.A. Chargers	--	--	--	--	--	--	--	--	--	--	--	--	--	--	--	--	--
12/20	Denver	--	--	--	--	--	--	--	--	--	--	--	--	--	--	--	--	--
12/27	Tennessee	--	--	--	--	--	--	--	--	--	--	--	--	--	--	--	--	--
01/03	at Arizona	--	--	--	--	--	--	--	--	--	--	--	--	--	--	--	--	--
01/10	at Kansas City	--	--	--	--	--	--	--	--	--	--	--	--	--	--	--	--	--
	TOTALS	**40**	**21**	**19**	**0**	**0**	**14**	**14**	**0**	**1**	**0**	**4**	**0**	**0**	**187**	**52.5**	**87.5**	**4.7**

OPPONENT 2026 REGULAR SEASON INSIDE 20 EFFICIENCY

OPPONENT

						Miss			Blk/				Drive Ends				Score	
Date	Opponent	Pos	TD	PAT	2-Pt.	PAT	FG	FGA	MFG	INT	Fum	Dwns	Half	Game	Pts	TD%	Pct.	Pts/Poss
09/13	Miami	3	1	1	0	0	1	2	1	0	0	0	0	0	10	33.3	66.7	3.3
09/20	at L.A. Chargers	2	2	2	0	0	0	0	0	0	0	0	0	0	14	100.0	100.0	7.0
09/27	at New Orleans	4	4	3	0	1	0	0	0	0	0	0	0	0	27	100.0	100.0	6.8
10/04	Kansas City	4	3	2	0	0	1	1	0	0	0	0	0	0	23	75.0	100.0	5.8
10/11	at New England	5	4	3	0	0	1	1	0	0	0	0	0	0	30	80.0	100.0	6.0
10/18	Buffalo	5	3	3	0	0	2	2	0	0	0	0	0	0	27	60.0	100.0	5.4
10/25	L.A. Rams	5	5	5	0	0	0	0	0	0	0	0	0	0	35	100.0	100.0	7.0
11/01	at N.Y. Jets	6	2	2	0	0	4	4	0	0	0	0	0	0	26	33.3	100.0	4.3
11/08	at San Francisco	4	3	3	0	0	1	1	0	0	0	0	0	0	24	75.0	100.0	6.0
11/15	Seattle	2	1	1	0	0	0	0	0	0	1	0	0	0	7	50.0	50.0	3.5
11/22	at Denver	4	4	4	0	0	0	0	0	0	0	0	0	0	28	100.0	100.0	7.0
11/29	at Cleveland	--	--	--	--	--	--	--	--	--	--	--	--	--	--	--	--	--
12/13	L.A. Chargers	--	--	--	--	--	--	--	--	--	--	--	--	--	--	--	--	--
12/20	Denver	--	--	--	--	--	--	--	--	--	--	--	--	--	--	--	--	--
12/27	Tennessee	--	--	--	--	--	--	--	--	--	--	--	--	--	--	--	--	--
01/03	at Arizona	--	--	--	--	--	--	--	--	--	--	--	--	--	--	--	--	--
01/10	at Kansas City	--	--	--	--	--	--	--	--	--	--	--	--	--	--	--	--	--
	TOTALS	**44**	**32**	**29**	**0**	**1**	**10**	**11**	**1**	**0**	**1**	**0**	**0**	**0**	**251**	**72.7**	**95.5**	**5.7**

RAIDERS

Date/Opp.	Quarter	Score	Kicker	Recovered by	Yard line recovered at
9/13 vs. Mia.	----	----	----	----	----
9/20 at LAC	----	----	----	----	----
9/27 at NO	----	----	----	----	----
10/4 vs. KC	4	LV 27, KC 30	M.Gay	X.Worthy	KC 45
10/11 at NE	4	LV 17, NE 38	M.Gay	H.Henry	LV 44
10/18 vs. Buf.	4	LV 30, BUF 33	M.Gay	K.Shakir	BUF 45
10/25 vs. LAR	4	LV 21, LAR 35	M.Gay	K.Mumpfield	LV 46
11/1 at NYJ	----	----	----	----	----
11/8 at SF	----	----	----	----	----
11/15 vs. Sea.	----	----	----	----	----
11/22 at Den.	----	----	----	----	----
11/29 at Cle.	----	----	----	----	----
12/13 vs. LAC	----	----	----	----	----
12/20 vs. Den.	----	----	----	----	----
12/27 vs. Ten.	----	----	----	----	----
1/3 at Ari.	----	----	----	----	----
TBD at KC	----	----	----	----	----

OPPONENTS

Date/Opp.	Quarter	Score	Kicker	Recovered by	Yard line recovered at
9/13 vs. Mia.	----	----	----	----	----
9/20 at LAC	----	----	----	----	----
9/27 at NO	----	----	----	----	----
10/4 vs. KC	----	----	----	----	----
10/11 at NE	----	----	----	----	----
10/18 vs. Buf.	----	----	----	----	----
10/25 vs. LAR	----	----	----	----	----
11/1 at NYJ	----	----	----	----	----
11/8 at SF	----	----	----	----	----
11/15 vs. Sea.	----	----	----	----	----
11/22 at Den.	----	----	----	----	----
11/29 at Cle.	----	----	----	----	----
12/13 vs. LAC	----	----	----	----	----
12/20 vs. Den.	----	----	----	----	----
12/27 vs. Ten.	----	----	----	----	----
1/3 at Ari.	----	----	----	----	----
TBD at KC	----	----	----	----	----

BLOCKED KICKS

RAIDERS						
DATE	OPPONENT	QUARTER	SCORE	TYPE	BLOCKED BY	RECOVERED BY
09/13	Miami	--	--	--	--	--
09/20	at L.A. Chargers	--	--	--	--	--
09/27	at New Orleans	1	6-3, LV	PAT	Thomas Booker IV	
10/04	Kansas City	--	--	--	--	--
10/11	at New England	--	--	--	--	--
10/18	Buffalo	--	--	--	--	--
10/25	L.A. Rams	--	--	--	--	--
11/01	at N.Y. Jets	--	--	--	--	--
11/08	at San Francisco	--	--	--	--	--
11/15	Seattle	--	--	--	--	--
11/22	at Denver	--	--	--	--	--
11/29	at Cleveland	--	--	--	--	--
12/13	L.A. Chargers	--	--	--	--	--
12/20	Denver	--	--	--	--	--
12/27	Tennessee	--	--	--	--	--
01/03	at Arizona	--	--	--	--	--
01/10	at Kansas City	--	--	--	--	--

OPPONENTS						
DATE	OPPONENT	QUARTER	SCORE	TYPE	BLOCKED BY	RECOVERED BY
09/13	Miami	--	--	--	--	--
09/20	at L.A. Chargers	--	--	--	--	--
09/27	at New Orleans	--	--	--	--	--
10/04	Kansas City	--	--	--	--	--
10/11	at New England	--	--	--	--	--
10/18	Buffalo	--	--	--	--	--
10/25	L.A. Rams	--	--	--	--	--
11/01	at N.Y. Jets	--	--	--	--	--
11/08	at San Francisco	--	--	--	--	--
11/15	Seattle	--	--	--	--	--
11/22	at Denver	--	--	--	--	--
11/29	at Cleveland	--	--	--	--	--
12/13	L.A. Chargers	--	--	--	--	--
12/20	Denver	--	--	--	--	--
12/27	Tennessee	--	--	--	--	--
01/03	at Arizona	--	--	--	--	--
01/10	at Kansas City	--	--	--	--	--

TWO-POINT CONVERSIONS

RAIDERS					
DATE	**OPPONENT**	**QUARTER**	**SCORE BEFORE TRY**	**RESULT**	**PLAY**
09/13	Miami	--	--	--	--
09/20	at L.A. Chargers	--	--	--	--
09/27	at New Orleans	3	26-22, LV	Failed	Kirk Cousins pass to Ashton Jeanty
		TWO-POINT CONVERSION ATTEMPT. K.Cousins pass to A.Jeanty is incomplete. ATTEMPT FAILS.			
		4	28-26, LV	Failed	Kirk Cousins
		TWO-POINT CONVERSION ATTEMPT. K.Cousins is sacked. ATTEMPT FAILS.			
10/04	Kansas City	4	30-27, KC	Converted	Kirk Cousins pass to Cody White
		TWO-POINT CONVERSION ATTEMPT. K.Cousins pass to C.White is complete. ATTEMPT SUCCEEDS.			
10/11	at New England	--	--	--	--
10/18	Buffalo	--	--	--	--
10/25	L.A. Rams	4	28-12, LAR	Failed	Kirk Cousins pass to Brock Bowers
		TWO-POINT CONVERSION ATTEMPT. K.Cousins pass to B.Bowers is incomplete. ATTEMPT FAILS.			
		4	28-18, LAR	Failed	Kirk Cousins pass to Jalen Nailor
		TWO-POINT CONVERSION ATTEMPT. K.Cousins pass to J.Nailor is incomplete. ATTEMPT FAILS.			
11/01	at N.Y. Jets	--	--	--	--
11/08	at San Francisco	--	--	--	--
11/15	Seattle	--	--	--	--
11/22	at Denver	--	--	--	--
11/29	at Cleveland	--	--	--	--
12/13	L.A. Chargers	--	--	--	--
12/20	Denver	--	--	--	--
12/27	Tennessee	--	--	--	--
01/03	at Arizona	--	--	--	--
01/10	at Kansas City	--	--	--	--

OPPONENTS					
DATE	**OPPONENT**	**QUARTER**	**SCORE BEFORE TRY**	**RESULT**	**PLAY**
09/13	Miami	--	--	--	--
09/20	at L.A. Chargers	--	--	--	--
09/27	at New Orleans	--	--	--	--
10/04	Kansas City	4	23-19, KC	Failed	Patrick Mahomes pass to Kenneth Walker
		TWO-POINT CONVERSION ATTEMPT. P.Mahomes pass to K.Walker is incomplete. ATTEMPT FAILS.			
10/11	at New England	--	--	--	--
10/18	Buffalo	--	--	--	--
10/25	L.A. Rams	--	--	--	--
11/01	at N.Y. Jets	--	--	--	--
11/08	at San Francisco	--	--	--	--
11/15	Seattle	--	--	--	--
11/22	at Denver	--	--	--	--
11/29	at Cleveland	--	--	--	--
12/13	L.A. Chargers	--	--	--	--
12/20	Denver	--	--	--	--
12/27	Tennessee	--	--	--	--
01/03	at Arizona	--	--	--	--
01/10	at Kansas City	--	--	--	--

SCORING BREAKDOWN

RAIDERS									
DATE	OPPONENT	FIRST QUARTER	SECOND QUARTER	FIRST HALF	THIRD QUARTER	FOURTH QUARTER	SECOND HALF	OVERTIME	TOTAL
09/13	Miami	7	10	17	10	0	10	--	27
09/20	at L.A. Chargers	0	10	10	7	9	16	--	26
09/27	at New Orleans	3	13	16	6	13	19	--	35
10/04	Kansas City	7	6	13	0	14	14	--	27
10/11	at New England	7	0	7	3	7	10	--	17
10/18	Buffalo	7	6	13	0	17	17	--	30
10/25	L.A. Rams	3	3	6	0	15	15	--	21
11/01	at N.Y. Jets	7	7	14	14	10	24	--	38
11/08	at San Francisco	0	10	10	7	0	7	--	17
11/15	Seattle	7	3	10	0	3	3	--	13
11/22	at Denver	0	10	10	7	7	14	--	24
11/29	at Cleveland	--	--	--	--	--	--	--	--
12/13	L.A. Chargers	--	--	--	--	--	--	--	--
12/20	Denver	--	--	--	--	--	--	--	--
12/27	Tennessee	--	--	--	--	--	--	--	--
01/03	at Arizona	--	--	--	--	--	--	--	--
01/10	at Kansas City	--	--	--	--	--	--	--	--
TOTALS		**48**	**78**	**126**	**54**	**95**	**149**	**--**	**275**

OPPONENTS									
DATE	OPPONENT	FIRST QUARTER	SECOND QUARTER	FIRST HALF	THIRD QUARTER	FOURTH QUARTER	SECOND HALF	OVERTIME	TOTAL
09/13	Miami	0	6	6	7	0	7	--	13
09/20	at L.A. Chargers	0	7	7	7	0	7	--	14
09/27	at New Orleans	6	7	13	14	0	14	--	27
10/04	Kansas City	7	3	10	0	20	20	--	30
10/11	at New England	14	7	21	14	10	24	--	45
10/18	Buffalo	3	10	13	10	10	20	--	33
10/25	L.A. Rams	7	21	28	0	7	7	--	35
11/01	at N.Y. Jets	6	17	23	7	3	10	--	33
11/08	at San Francisco	14	7	21	14	3	17	--	38
11/15	Seattle	7	0	7	14	0	14	--	21
11/22	at Denver	3	14	17	7	14	21	--	38
11/29	at Cleveland	--	--	--	--	--	--	--	--
12/13	L.A. Chargers	--	--	--	--	--	--	--	--
12/20	Denver	--	--	--	--	--	--	--	--
12/27	Tennessee	--	--	--	--	--	--	--	--
01/03	at Arizona	--	--	--	--	--	--	--	--
01/10	at Kansas City	--	--	--	--	--	--	--	--
TOTALS		**67**	**99**	**166**	**94**	**67**	**161**	**--**	**327**

GOAL TO GO SITUATIONS

DATE	OPPONENT	OFFENSE	DEFENSE
09/13	Miami	Field Goal - 30 yards	NONE
09/20	at L.A. Chargers	Lost on Downs	TD - Run TD - Pass
09/27	at New Orleans	TD - Pass Field Goal - 25 yards TD - Pass TD - Pass	TD - Pass TD - Pass TD - Pass
10/04	Kansas City	NONE	TD - Pass Field Goal - 28 yards TD - Pass TD - Run
10/11	at New England	TD - Run	TD - Run Field Goal - 28 yards
10/18	Buffalo	TD - Run Field Goal - 23 yards	Field Goal - 28 yards TD - Run
10/25	L.A. Rams	NONE	TD - Pass TD - Pass TD - Run
11/01	at N.Y. Jets	TD - Pass TD - Pass TD - Run TD - Pass	Field Goal - 21 yards
11/08	at San Francisco	Interception	TD - Run TD - Run
11/15	Seattle	TD - Run	NONE
11/22	at Denver	Field Goal - 28 yards	TD - Pass TD - Run TD - Run TD - Run
11/29	at Cleveland	--	--
12/13	L.A. Chargers	--	--
12/20	Denver	--	--
12/27	Tennessee	--	--
01/03	at Arizona	--	--
01/10	at Kansas City	--	--

	OFFENSE	DEFENSE
Goal-To-Go Situations	16	23
Scores	14	23
Touchdowns	10	19
Field Goals	4	4
Total Points	81	143
Fumbles	0	0
Interceptions	1	0
Missed Field Goals	0	0
Missed Field Goals (G2G)	0	0
Lost on Downs	1	0
End of Half/Game	0	0
Goal-to-Go Percentage	62.5	82.6

GOAL TO GO SITUATIONS - DETAILED

RAIDERS 2026 REGULAR SEASON GOAL-TO-GO

RAIDERS

						Miss			Blk/				Drive Ends				Score	
Date	Opponent	Pos	TD	PAT	2-Pt.	PAT	FG	FGA	MFG	INT	Fum	Dwns	Half	Game	Pts	TD%	Pct.	Pts/Poss
09/13	Miami	1	0	0	0	0	1	1	0	0	0	0	0	0	3	0.0	100.0	3.0
09/20	at L.A. Chargers	1	0	0	0	0	0	0	0	0	0	1	0	0	0	0.0	0.0	0.0
09/27	at New Orleans	4	3	2	0	0	1	1	0	0	0	0	0	0	23	75.0	100.0	5.8
10/04	Kansas City	0	0	0	0	0	0	0	0	0	0	0	0	0	0	0.0	0.0	0.0
10/11	at New England	1	1	1	0	0	0	0	0	0	0	0	0	0	7	100.0	100.0	7.0
10/18	Buffalo	2	1	1	0	0	1	1	0	0	0	0	0	0	10	50.0	100.0	5.0
10/25	L.A. Rams	0	0	0	0	0	0	0	0	0	0	0	0	0	0	0.0	0.0	0.0
11/01	at N.Y. Jets	4	4	4	0	0	0	0	0	0	0	0	0	0	28	100.0	100.0	7.0
11/08	at San Francisco	1	0	0	0	0	0	0	0	1	0	0	0	0	0	0.0	0.0	0.0
11/15	Seattle	1	1	1	0	0	0	0	0	0	0	0	0	0	7	100.0	100.0	7.0
11/22	at Denver	1	0	0	0	0	1	1	0	0	0	0	0	0	3	0.0	100.0	3.0
11/29	at Cleveland	--	--	--	--	--	--	--	--	--	--	--	--	--	--	--	--	--
12/13	L.A. Chargers	--	--	--	--	--	--	--	--	--	--	--	--	--	--	--	--	--
12/20	Denver	--	--	--	--	--	--	--	--	--	--	--	--	--	--	--	--	--
12/27	Tennessee	--	--	--	--	--	--	--	--	--	--	--	--	--	--	--	--	--
01/03	at Arizona	--	--	--	--	--	--	--	--	--	--	--	--	--	--	--	--	--
01/10	at Kansas City	--	--	--	--	--	--	--	--	--	--	--	--	--	--	--	--	--
	TOTALS	**16**	**10**	**9**	**0**	**0**	**4**	**4**	**0**	**1**	**0**	**1**	**0**	**0**	**81**	**62.5**	**87.5**	**5.1**

OPPONENT 2026 REGULAR SEASON GOAL-TO-GO

OPPONENT

						Miss			Blk/				Drive Ends				Score	
Date	Opponent	Pos	TD	PAT	2-Pt.	PAT	FG	FGA	MFG	INT	Fum	Dwns	Half	Game	Pts	TD%	Pct.	Pts/Poss
09/13	Miami	0	0	0	0	0	0	0	0	0	0	0	0	0	0	0.0	0.0	0.0
09/20	at L.A. Chargers	2	2	2	0	0	0	0	0	0	0	0	0	0	14	100.0	100.0	7.0
09/27	at New Orleans	3	3	2	0	1	0	0	0	0	0	0	0	0	20	100.0	100.0	6.7
10/04	Kansas City	4	3	2	0	0	1	1	0	0	0	0	0	0	23	75.0	100.0	5.8
10/11	at New England	2	1	1	0	0	1	1	0	0	0	0	0	0	10	50.0	100.0	5.0
10/18	Buffalo	2	1	1	0	0	1	1	0	0	0	0	0	0	10	50.0	100.0	5.0
10/25	L.A. Rams	3	3	3	0	0	0	0	0	0	0	0	0	0	21	100.0	100.0	7.0
11/01	at N.Y. Jets	1	0	0	0	0	1	1	0	0	0	0	0	0	3	0.0	100.0	3.0
11/08	at San Francisco	2	2	2	0	0	0	0	0	0	0	0	0	0	14	100.0	100.0	7.0
11/15	Seattle	0	0	0	0	0	0	0	0	0	0	0	0	0	0	0.0	0.0	0.0
11/22	at Denver	4	4	4	0	0	0	0	0	0	0	0	0	0	28	100.0	100.0	7.0
11/29	at Cleveland	--	--	--	--	--	--	--	--	--	--	--	--	--	--	--	--	--
12/13	L.A. Chargers	--	--	--	--	--	--	--	--	--	--	--	--	--	--	--	--	--
12/20	Denver	--	--	--	--	--	--	--	--	--	--	--	--	--	--	--	--	--
12/27	Tennessee	--	--	--	--	--	--	--	--	--	--	--	--	--	--	--	--	--
01/03	at Arizona	--	--	--	--	--	--	--	--	--	--	--	--	--	--	--	--	--
01/10	at Kansas City	--	--	--	--	--	--	--	--	--	--	--	--	--	--	--	--	--
	TOTALS	**23**	**19**	**17**	**0**	**1**	**4**	**4**	**0**	**0**	**0**	**0**	**0**	**0**	**143**	**82.6**	**100.0**	**6.2**

RAIDERS

Date/Opp.	Quarter	Score	Initial Ruling	Final Ruling
9/27 at NO	3	LV 16, NO 27	M.Washington right guard pushed ob at NO 1 for 35 yards (J.Reid). Las Vegas challenged the short of the goal line ruling. M.Washington right guard for 36 yards, TOUCHDOWN	REVERSED
10/18 vs. BUF	3	LV 13, BUF 23	K.Cousins pass incomplete short left to T.Tucker. Las Vegas challenged the incomplete pass ruling	UPHELD

OPPONENTS

Date/Opp.	Quarter	Score	Initial Ruling	Final Ruling
9/13 vs. MIA	3	LV 17, MIA 6	M.Willis pass incomplete short right to C.Douglas	REVERSED

REPLAY OFFICIAL

Date/Opp.	Quarter	Score	Initial Ruling	Final Ruling
9/13 vs. MIA	1	LV 0, MIA 0	C.Heyward up the middle to MIA 34 for no gain (W.Gay; Z.Anderson)	REVERSED
9/13 vs. MIA	2	LV 7, MIA 0	K.Cousins pass short right to M.Mayer to MIA 29 for 5 yards (M.Taaffe; J.Brents). FUMBLES (M.Taaffe), RECOVERED by MIA-Z.Anderson at MIA 45	REVERSED
9/27 at NO	2	LV 13, NO 13	K.Cousins pass short left to B.Bowers pushed ob at NO 14 for 15 yards (J.Sanker)	UPHELD
10/4 vs. KC	4	LV 27, KC 30	K.Cousins pass short middle to C.White to LV 23 for 7 yards (M.Delane).	REVERSED
11/1 at NYJ	1	LV 7, NYJ 3	G.Smith pass short left to G.Wilson to NYJ 33 for -2 yards (T.Eichenberg). FUMBLES (T.Eichenberg), RECOVERED by LV-T.Keenan at NYJ 31.	REVERSED
11/1 at NYJ	2	LV 14, NYJ 20	Direct snap to C.Heyward. C.Heyward up the middle to NYJ 46 for no gain (A.Thomas; D.Davis)	UPHELD
11/8 at SF	3	LV 17, SF 28	K.Cousins pass short left to B.Bowers to SF 26 for 5 yards (F.Warner; R.Green). FUMBLES (F.Warner), touched at SF 26, RECOVERED by SF-D.Greenlaw at SF 31.	UPHELD
11/15 vs. SEA	3	SEA 14, LV 10	F.Mendoza scrambles right end to LV 33 for 1 yard (D.Lawrence, J.Reed). FUMBLES (J.Reed), RECOVERED by SEA-E.Jones at LV 33	REVERSED
11/22 at DEN	3	DEN 17, LV 10	B.Nix up the middle to DEN 39 for no gain (M.Crosby; F.Fatukasi). The Replay Official reviewed the short of the line to gain ruling	UPHELD
11/22 at DEN	4	DEN 31, LV 17	F.Mendoza pass short left to T.Tucker pushed ob at LV 38 for 11 yards (P.Surtain). The first down was assisted by replay	REVERSED
11/22 at DEN	4	DEN 31, LV 17	F.Mendoza pass short left to J.Bech for 7 yards, TOUCHDOWN. The touchdown was assisted by replay.	REVERSED

TEAM RECORD WHEN...

RAIDERS 2026 REGULAR SEASON RECORD WHEN...

CATEGORY	2026 SEASON W-L	CATEGORY	2026 SEASON W-L
RAIDERS AT ALLEGIANT STADIUM	1-4	IN SEPTEMBER	3-0
RAIDERS ON THE ROAD	3-3	IN OCTOBER	0-4
RAIDERS ON GRASS	1-6	IN NOVEMBER	1-3
RAIDERS ON ARTIFICIAL TURF	3-1	IN DECEMBER	0-0
RAIDERS IN DOMES	0-0	IN JANUARY	0-0
RAIDERS IN RETRACTABLE ROOF STADIUMS	0-0		
RAIDERS OUTDOORS	0-0	ON SUNDAY NIGHT	0-0
RAIDERS INDOORS	0-1	ON THURSDAY NIGHT	0-0
ALLEGIANT STADIUM ROOF OPEN	0-0	ON MONDAY NIGHT	0-0
ALLEGIANT STADIUM ROOF CLOSED	0-0	ON SATURDAY	0-0
RAIDERS SCORE FIRST	3-2	DAY GAMES	4-7
OPPONENT SCORES FIRST	1-5	KICKOFF AT 12:00 PST	0-0
RAIDERS SCORE ON FIRST POSSESSION	3-3	KICKOFF AT 3:00/3:05/3:15/3:35 PST	0-0
RAIDERS SCORE 20 OR MORE POINTS	4-4	NIGHT GAMES	0-0
RAIDERS SCORE 19 OR LESS POINTS	0-3		
RAIDERS ALLOW 20 OR MORE	2-7	VS. AFC WEST OVERALL	1-2
RAIDERS ALLOW 19 OR LESS POINTS	2-0	VS. AFC WEST AT HOME	0-1
		VS. AFC WEST ON THE ROAD	1-1
RAIDERS LEAD AFTER 1ST QUARTER	2-1		
RAIDERS TRAIL AFTER 1ST QUARTER	1-4	VS. AFC	3-4
SCORE TIED AFTER 1ST QUARTER	1-2	VS. AFC EAST	2-2
RAIDERS LEAD AT HALFTIME	3-2	VS. AFC SOUTH	0-0
RAIDERS TRAIL AT HALFTIME	1-4	VS. AFC NORTH	0-0
SCORE TIED AT HALFTIME	0-1		
RAIDERS LEAD AFTER 3RD QUARTER	2-1	VS. NFC	1-3
RAIDERS TRAIL AFTER 3RD QUARTER	2-6	VS. NFC EAST	0-0
SCORE TIED AFTER 3RD QUARTER	0-0	VS. NFC SOUTH	1-0
GAME GOES TO OVERTIME	0-0	VS. NFC NORTH	0-0
		VS. NFC WEST	0-3
RAIDERS HAVE + TURNOVER RATIO	3-2		
RAIDERS HAVE - TURNOVER RATIO	0-3		
TURNOVER RATIO EVEN	1-2		
RAIDERS HAVE 30:00+TOP	1-1		
RAIDERS HAVE LESS THAN 30:00 TOP	3-6		
RAIDERS HAVE 100-YARD RUSHER	1-0		
RAIDERS HAVE 300 NET PASSING YARDS	0-3		
RAIDERS HAVE 1 100-YARD RECEIVER	2-3		
RAIDERS HAVE 2 100-YARD RECEIVERS	0-0		
RAIDERS WIN COIN TOSS	4-6		
RAIDERS LOSE COIN TOSS	0-1		

THE LAST TIME

BY RAIDERS		BY OPPONENT
PASSING		
Kirk Cousins @ N.Y. Jets, 11/01/26	100-POINT PASSER RATING	Drew Lock vs. Seattle, 11/15/26
513 yards, Derek Carr @ Tampa Bay, 10/30/16	500 YARDS PASSING	504 yards, Elvis Grbac vs. Kansas City, 11/05/00
44 att., Kirk Cousins vs. L.A. Rams, 10/25/26	40+ PASS ATTEMPTS	42 att., Tyler Shough @ New Orleans, 09/27/26
52 att., Kirk Cousins vs. Kansas City, 10/04/26	50+ PASS ATTEMPTS	64 att., Justin Herbert vs. L.A. Chargers, 01/09/22
435 yards, Derek Carr vs. Baltimore, 09/13/21	400 YARDS PASSING	406 yards, Patrick Mahomes vs. Kansas City, 11/14/21
313 yards, Kirk Cousins vs. Buffalo, 10/18/26	300 YARDS PASSING	374 yards, Drake Maye @ New England, 10/11/26
6 tds, Daryle Lamonica vs. Buffalo, 10/19/69	SIX TOUCHDOWN PASSES	6 tds, Dan Fouts vs. San Diego, 11/22/81
* Never Has Happened *	SEVEN TOUCHDOWN PASSES	7 tds, Nick Foles: (2, 17, 63, 15, 25, 46, 5) vs. Philadelphia, 11/03/13
5 tds, Kerry Collins: (18, 32, 18, 45, 3) vs. Tennessee, 12/19/04	FIVE TOUCHDOWN PASSES	5 tds, Joe Burrow: (1, 10, 2, 11, 47) @ Cincinnati, 11/03/24
4 tds, Geno Smith: (7, 15, 27, 2) vs. Jacksonville, 11/02/25	FOUR TOUCHDOWN PASSES	4 tds, Drake Maye: (35, 11, 34, 8) @ New England, 10/11/26
3 tds, Fernando Mendoza: (68, 19, 7) @ Denver, 11/22/26	THREE TOUCHDOWN PASSES	3 tds, Matthew Stafford: (3, 5, 11) vs. L.A. Rams, 10/25/26
26 comp, Kirk Cousins vs. L.A. Rams, 10/25/26	25+ Completions	26 comp, Drake Maye @ New England, 10/11/26
31 comp, Kirk Cousins vs. Kansas City, 10/04/26	30+ Completions	31 comp, Bo Nix vs. Denver, 12/07/25
31 comp, Kirk Cousins vs. Kansas City, 10/04/26	30-39 PASSING COMPLETIONS	31 comp, Bo Nix vs. Denver, 12/07/25
40 comp, Derek Carr @ Tampa Bay, 10/30/16	40+ PASSING COMPLETIONS	40 comp, Billy Volek vs. Tennessee, 12/19/04
68 yards, Fernando Mendoza: (2:55) (Shotgun) 15-F.Mendoza pass deep right to 2-A.Jeanty for 68 yards, TOUCHDOWN. @ Denver, 11/22/26	PASS PLAY OF 50-OR-MORE YARDS	71 yards, Drew Lock: (7:24) (Shotgun) 2-D.Lock pass deep middle to 11-J.Smith-Njigba for 71 yards, TOUCHDOWN. vs. Seattle, 11/15/26
85 yards, Derek Carr: (3:56) (Shotgun) 4-D.Carr pass deep right to 15-N.Agholor for 85 yards, TOUCHDOWN. vs. Miami, 12/26/20	PASS PLAY OF 80-OR-MORE YARDS	92 yards, Drew Lock: (6:43) (Shotgun) 3-D.Lock pass deep middle to 10-J.Jeudy for 92 yards, TOUCHDOWN. @ Denver, 01/03/21
7 ints, Ken Stabler vs. Denver, 10/16/77	SEVEN+ INTERCEPTIONS THROWN	* Never Has Happened *
6 ints, Donald Hollas vs. Miami, 12/06/98	SIX INTERCEPTIONS THROWN	* Never Has Happened *
5 ints, Jim Plunkett vs. Kansas City, 10/05/80	FIVE INTERCEPTIONS THROWN	5 ints, Steve Pelluer @ Dallas, 11/09/86
4 ints, Matthew McGloin vs. Kansas City, 12/15/13	FOUR INTERCEPTIONS THROWN	4 ints, Drew Lock vs. Denver, 11/15/20
3 ints, Kirk Cousins @ San Francisco, 11/08/26	THREE INTERCEPTIONS THROWN	3 ints, Jordan Love vs. Green Bay, 10/09/23
3 ints, Kirk Cousins @ San Francisco, 11/08/26	TWO INTERCEPTIONS THROWN	2 ints, Justin Herbert @ L.A. Chargers, 09/20/26
RUSHING		
229 yards, Josh Jacobs @ Seattle, 11/27/22	200 YARDS RUSHING	203 yards, Adrian Peterson vs. Minnesota, 11/15/15
154 yards, Josh Jacobs @ Kansas City, 10/10/22	150-199 YARDS RUSHING	177 yards, Kenneth Walker vs. Kansas City, 10/04/26
102 yards, Ashton Jeanty vs. Miami, 09/13/26	100 YARDS RUSHING	111 yards, Jonah Coleman @ Denver, 11/22/26
102 yards, Ashton Jeanty vs. Miami, 09/13/26	100-149 YARDS RUSHING	111 yards, Jonah Coleman @ Denver, 11/22/26
* Never Has Happened *	FOUR TOUCHDOWNS RUSHING	4 tds, Doug Martin: (45, 67, 70, 1) vs. Tampa Bay, 11/04/12
3 tds, Josh Jacobs: (4, 7, 15) vs. Houston, 10/23/22	THREE TOUCHDOWNS RUSHING	3 tds, Jonah Coleman: (1, 4, 7) @ Denver, 11/22/26
2 tds, Josh Jacobs: (2, 1) vs. N.Y. Giants, 11/05/23	TWO TOUCHDOWNS RUSHING	3 tds, Jonah Coleman: (1, 4, 7) @ Denver, 11/22/26
Josh Jacobs: (11, 5)/Devontae Booker: (7, 23) vs. Denver, 11/15/20	TWO PLAYERS WITH TWO TD RUSHING	* Never Has Happened *
229 yards, Josh Jacobs @ Seattle, 11/27/22	150 YARDS RUSHING	177 yards, Kenneth Walker vs. Kansas City, 10/04/26
33 att., Josh Jacobs @ Seattle, 11/27/22	30+ RUSHING ATTEMPTS	30 att., Joe Mixon vs. Cincinnati, 11/21/21
58 yards, Ashton Jeanty vs. Kansas City, 10/04/26	50-74 YARD RUSHING	70 yards/68 yards, Kaelon Black/Christian McCaffrey @ San Francisco, 11/08/26
79 yards, Ashton Jeanty @ Denver, 11/22/26	75+ YARD RUSHING	111 yards, Jonah Coleman @ Denver, 11/22/26
33 att., Josh Jacobs @ Seattle, 11/27/22	30-39 RUSHING ATTEMPTS	30 att., Joe Mixon vs. Cincinnati, 11/21/21
40 att., Las Vegas 40, Seattle 34 @ Seattle, 11/27/22	40-49 RUSHING ATTEMPTS (TEAM)	43 att., San Francisco 38, Las Vegas 17 @ San Francisco, 11/08/26
52 att., Las Vegas 28, L.A. Chargers 13 @ San Diego, 12/05/10	50+ RUSHING ATTEMPTS (TEAM)	54 att., N.Y. Jets 38, Las Vegas 0 vs. N.Y. Jets, 10/25/09
328 yards, Las Vegas 59, Denver 14 @ Denver, 10/24/10	300 YARDS RUSHING (TEAM)	316 yards, N.Y. Jets 38, Las Vegas 0 vs. N.Y. Jets, 10/25/09
240 yards, Chicago 25, Las Vegas 24 vs. Chicago, 09/28/25	200 YARDS RUSHING (TEAM)	201 yards, Washington 41, Las Vegas 24 @ Washington, 09/21/25

THE LAST TIME

240 yards, Chicago 25, Las Vegas 24 vs. Chicago, 09/28/25	200-299 YARDS RUSHING (TEAM)	201 yards, Washington 41, Las Vegas 24 @ Washington, 09/21/25
240 yards, Chicago 25, Las Vegas 24 vs. Chicago, 09/28/25	200+ YARDS RUSHING (TEAM)	201 yards, Washington 41, Las Vegas 24 @ Washington, 09/21/25
328 yards, Las Vegas 59, Denver 14 @ Denver, 10/24/10	300+ YARDS RUSHING (TEAM)	316 yards, N.Y. Jets 38, Las Vegas 0 vs. N.Y. Jets, 10/25/09
51 yards, Ashton Jeanty: (5:34) (No Huddle, Shotgun) 2-A.Jeanty up the middle for 51 yards, TOUCHDOWN. @ Houston, 12/21/25	RUN OF 50-74 YARDS	59 yards, Kimani Vidal: (14:13) (Shotgun) 30-K.Vidal left end for 59 yards, TOUCHDOWN. @ L.A. Chargers, 11/30/25
86 yards, Josh Jacobs: (4:32) 28-J.Jacobs right guard for 86 yards, TOUCHDOWN. @ Seattle, 11/27/22	RUN OF 75+ YARDS	76 yards, Kenneth Walker: (:30) 9-K.Walker right guard pushed ob at LV 8 for 76 yards (3-T.Johnson). vs. Kansas City, 10/04/26
86 yards, Josh Jacobs: (4:32) 28-J.Jacobs right guard for 86 yards, TOUCHDOWN. @ Seattle, 11/27/22	RUN OF 70+ YARDS	76 yards, Kenneth Walker: (:30) 9-K.Walker right guard pushed ob at LV 8 for 76 yards (3-T.Johnson). vs. Kansas City, 10/04/26
64 yards, Ashton Jeanty: (4:15) 2-A.Jeanty left guard for 64 yards, TOUCHDOWN. vs. Chicago, 09/28/25	RUN OF 60-69 YARDS	60 yards, Jeremy McNichols: (3:42) (No Huddle, Shotgun) 26-J.McNichols up the middle for 60 yards, TOUCHDOWN. @ Washington, 09/21/25
51 yards, Ashton Jeanty: (5:34) (No Huddle, Shotgun) 2-A.Jeanty up the middle for 51 yards, TOUCHDOWN. @ Houston, 12/21/25	RUN OF 50-59 YARDS	59 yards, Kimani Vidal: (14:13) (Shotgun) 30-K.Vidal left end for 59 yards, TOUCHDOWN. @ L.A. Chargers, 11/30/25
	RECEIVING	
134 yards/102 yards, Hunter Renfrow/DeSean Jackson @ Dallas, 11/25/21	TWO 100-YARD RECEIVERS	106 yards/104 yards, Michael Gallup/Cedrick Wilson @ Dallas, 11/25/21
200 yards, Darren Waller @ N.Y. Jets, 12/06/20	200 YARDS RECEIVING	284 yards, Antonio Brown @ Pittsburgh, 11/08/15
111 yards, Brock Bowers @ San Francisco, 11/08/26	100 YARDS RECEIVING	171 yards, Jaxon Smith-Njigba vs. Seattle, 11/15/26
4 tds, Art Powell vs. Houston, 12/22/63	FOUR TOUCHDOWN RECEPTIONS	4 tds, Travis Kelce: (1, 4, 8, 1) @ Kansas City, 10/10/22
* Never Has Happened *	FIVE TOUCHDOWN RECEPTIONS	5 tds, Kellen Winslow vs. San Diego, 11/22/81
3 tds, Brock Bowers: (7, 27, 2) vs. Jacksonville, 11/02/25	THREE TOUCHDOWN RECEPTIONS	4 tds, Travis Kelce: (1, 4, 8, 1) @ Kansas City, 10/10/22
2 tds, Brock Bowers: (12, 2) @ N.Y. Jets, 11/01/26	TWO TOUCHDOWN RECEPTIONS	2 tds, Davis Allen: (3, 5) vs. L.A. Rams, 10/25/26
Rickey Dudley/Jeremy Brigham vs. Carolina, 12/24/00	TWO PLAYERS WITH TWO TD RECEPTIONS	Juwan Johnson: (2, 1)/Noah Fant: (3, 16) @ New Orleans, 09/27/26
172 yards, Davante Adams vs. Pittsburgh, 09/24/23	150 YARDS RECEIVING	171 yards, Jaxon Smith-Njigba vs. Seattle, 11/15/26
10 , Brock Bowers @ New Orleans, 09/27/26	10 OR MORE RECEPTIONS	11 , Wan'Dale Robinson vs. N.Y. Giants, 12/28/25
111 yards, Brock Bowers @ San Francisco, 11/08/26	100-149 YARDS RECEIVING	142 yards, Adonai Mitchell @ N.Y. Jets, 11/01/26
172 yards, Davante Adams vs. Pittsburgh, 09/24/23	150-199 YARDS RECEIVING	171 yards, Jaxon Smith-Njigba vs. Seattle, 11/15/26
200 yards, Darren Waller @ N.Y. Jets, 12/06/20	200-299 YARDS RECEIVING	284 yards, Antonio Brown @ Pittsburgh, 11/08/15
85 yards, Nelson Agholor: (3:56) (Shotgun) 4-D.Carr pass deep right to 15-N.Agholor for 85 yards, TOUCHDOWN. vs. Miami, 12/26/20	70-YARD RECEPTION	71 yards, Jaxon Smith-Njigba: (7:24) (Shotgun) 2-D.Lock pass deep middle to 11-J.Smith-Njigba for 71 yards, TOUCHDOWN. vs. Seattle, 11/15/26
68 yards, Ashton Jeanty: (2:55) (Shotgun) 15-F.Mendoza pass deep right to 2-A.Jeanty for 68 yards, TOUCHDOWN. @ Denver, 11/22/26	60-YARD RECEPTION	66 yards, Dylan Sampson: (8:29) (Shotgun) 12-S.Sanders pass short right to 22-D.Sampson for 66 yards, TOUCHDOWN. vs. Cleveland, 11/23/25
58 yards, Tre Tucker: (15:00) 12-A.O'Connell pass deep left to 11-T.Tucker for 58 yards, TOUCHDOWN. @ Kansas City, 11/29/24	50-YARD RECEPTION	55 yards, Tyquan Thornton: (3:35) (Shotgun) 15-P.Mahomes pass deep left to 2-T.Thornton to LV 5 for 55 yards (31-T.Stukes). KC-2-T.Thornton was injured during the play. PENALTY on LV-7-Q.Walker, Unnecessary Roughness, 3 yards, enforced at LV 5. vs. Kansas City, 10/04/26
	COMBINED YARDS	
109 yards/307 yards, Josh Jacobs/Derek Carr @ Denver, 11/20/22	100-YARD RUSHER AND 300-YARD PASSER	114 yards/319 yards, Chuba Hubbard/Andy Dalton vs. Carolina, 09/22/24
103 yards/362 yards, Brock Bowers/Geno Smith @ New England, 09/07/25	100-YARD RECEIVER AND 300-YARD PASSER	186 yards/346 yards, Quentin Johnston/Justin Herbert vs. L.A. Chargers, 01/05/25
144 yards/177 yards, Josh Jacobs/Davante Adams vs. L.A. Chargers, 12/04/22	100-YARD RUSHER AND 100-YARD RECEIVER	147 yards/142 yards, Braelon Allen/Adonai Mitchell @ N.Y. Jets, 11/01/26
109 yards/307 yards/141 yards, Josh Jacobs/Derek Carr Davante Adams @ Denver, 11/20/22	100-YARD RUSHER, 300-YARD PASSER, 100-YARD RECEIVER	114 yards/319 yards/122 yards, Chuba Hubbard/Andy Dalton Diontae Johnson vs. Carolina, 09/22/24
130 yards/128/110 yards, Marshawn Lynch/Amari Cooper/Jared Cook vs. Cleveland, 09/30/18	100-YARD RUSHER/TWO 100-YARD RECEIVERS	117 yards/118/101 yards, Rudi Johnson/T.J. Houshmandzadeh/Chad Johnson @ Cincinnati, 12/10/06
134/102 yards/373 yards, Hunter Renfrow/DeSean Jackson/Derek Carr @ Dallas, 11/25/21	TWO 100-YARD RECEIVERS/300-YARD PASSER	106/104 yards/375 yards, Michael Gallup/Cedrick Wilson/Dak Prescott @ Dallas, 11/25/21
	DEFENSE	

THE LAST TIME

29 yards, Jack Jones: (13:23) (Shotgun) 9-J.Burrow pass short right intended for 1-J.Chase INTERCEPTED by 18-J.Jones at CIN 29. 18-J.Jones for 29 yards, TOUCHDOWN. @ Cincinnati, 11/03/24	INTERCEPTED PASS RETURNED FOR A TOUCHDOWN	35 yards, Ja'Quan McMillian: (2:00) (Shotgun) 15-F.Mendoza pass short left intended for 1-T.Tucker INTERCEPTED by 29-J.McMillian at LV 35. 29-J.McMillian for 35 yards, TOUCHDOWN. @ Denver, 11/22/26
8 yards, Bilal Nichols: (5:00) (Shotgun) Direct snap to 10-I.Pacheco. 10-I.Pacheco FUMBLES (Aborted) at KC 8, RECOVERED by LV-91-B.Nichols at KC 8. 91-B.Nichols for 8 yards, TOUCHDOWN. @ Kansas City, 12/25/23	FUMBLE RETURNED FOR A TOUCHDOWN	33 yards, Kam Curl: (1:23) (Shotgun) 15-G.Minshew sacked at LV 37 for -7 yards (14-C.Durant). FUMBLES (14-C.Durant) [14-C.Durant], RECOVERED by LA-3-K.Curl at LV 33. 3-K.Curl for 33 yards, TOUCHDOWN. @ L.A. Rams, 10/20/24
(1:46) (Shotgun) 10-J.Herbert pass incomplete deep left to 12-D.Davis.PENALTY on LAC-76-J.Alt, Offensive Holding, 6 yards, enforced in End Zone, SAFETY - No Play. @ L.A. Chargers, 09/20/26	SAFETY SCORED	Donovan Ezeiruaku: (11:43) 2-A.Jeanty up the middle tackled in End Zone for -1 yards, SAFETY (41-D.Ezeiruaku, 26-D.Bland). vs. Dallas, 11/17/25
Las Vegas 15, Kansas City 0 vs. Kansas City, 12/16/12	SHUTOUT	Philadelphia 31, Las Vegas 0 @ Philadelphia, 12/14/25
5.0 sk, Khalil Mack @ Denver, 12/13/15	FIVE+ SACK GAME	6.0 sk, Khalil Mack @ L.A. Chargers, 10/01/23
4.0 sk, Maxx Crosby vs. Cincinnati, 11/17/19	FOUR SACK GAME	4.0 sk, Trey Hendrickson @ Cincinnati, 11/03/24
3.0 sk, Malcolm Koonce @ Kansas City, 12/25/23	THREE SACK GAME	3.0 sk, Myles Garrett vs. Cleveland, 11/23/25
2.0 sk, Kwity Paye vs. Miami, 09/13/26	TWO SACK GAME	2.0 sk, Jonathon Cooper @ Denver, 11/22/26
Eric Allen/William Thomas vs. N.Y. Jets, 12/10/00	TWO INTERCEPTIONS BY TEAMMATES	* Never Has Happened *
75t yards, Marcus Peters @ Detroit, 10/30/23	70+ YARD INTERCEPTION RETURN	100t yards, Pat Surtain II @ Denver, 10/06/24
3 int, Rod Woodson vs. Tennessee, 09/29/02	THREE INTERCEPTION GAME	3 int, Walt Harris @ San Francisco, 10/08/06
2 ints, Hezekiah Masses @ L.A. Chargers, 09/20/26	TWO INTERCEPTIONS	2 ints, Kevin Byard III vs. Chicago, 09/28/25
2 int, Hezekiah Masses @ L.A. Chargers, 09/20/26	TWO INTERCEPTION GAME	2 int, Kevin Byard III vs. Chicago, 09/28/25
3 ints, Rod Woodson vs. Tennessee, 09/29/02	THREE INTERCEPTIONS	3 ints, Walt Harris @ San Francisco, 10/08/06
24 yards, San Francisco 38, Las Vegas 17 @ San Francisco, 11/08/26	LESS THAN 25 RUSHING YARDS	18 yards, Las Vegas 17, Denver 13 vs. Denver, 12/26/21
24 yards, San Francisco 38, Las Vegas 17 @ San Francisco, 11/08/26	LESS THAN 50 RUSHING YARDS	48 yards, Las Vegas 27, Denver 14 vs. Denver, 01/07/24
74 yards, Las Vegas 27, Miami 13 vs. Miami, 09/13/26	LESS THAN 100 RUSHING YARDS	65 yards, Seattle 21, Las Vegas 13 vs. Seattle, 11/15/26
29 yards, Philadelphia 31, Las Vegas 0 @ Philadelphia, 12/14/25	LESS THAN 50 NET PASSING YARDS	26 yards, Tennessee 13, Las Vegas 9 @ Tennessee, 10/28/07
98 yards, Seattle 21, Las Vegas 13 vs. Seattle, 11/15/26	LESS THAN 100 NET PASSING YARDS	84 yards, Las Vegas 14, Kansas City 12 vs. Kansas City, 01/04/26
98 yards, Seattle 21, Las Vegas 13 vs. Seattle, 11/15/26	LESS THAN 150 NET PASSING YARDS	84 yards, Las Vegas 14, Kansas City 12 vs. Kansas City, 01/04/26
119 yards, Las Vegas 15, Kansas City 0 vs. Kansas City, 12/16/12	LESS THAN 150 YARDS NET OFFENSE	75 yards, Philadelphia 31, Las Vegas 0 @ Philadelphia, 12/14/25
168 yards, Las Vegas 14, Kansas City 12 vs. Kansas City, 01/04/26	LESS THAN 200 YARDS NET OFFENSE	163 yards, Seattle 21, Las Vegas 13 vs. Seattle, 11/15/26
259 yards, Las Vegas 27, Miami 13 vs. Miami, 09/13/26	LESS THAN 300 YARDS NET OFFENSE	163 yards, Seattle 21, Las Vegas 13 vs. Seattle, 11/15/26
4 to, Chicago 25, Las Vegas 24 vs. Chicago, 09/28/25	FORCED FOUR TURNOVERS	4 to, Las Vegas 35, New Orleans 27 @ New Orleans, 09/27/26
5 to, San Francisco 38, Las Vegas 17 @ San Francisco, 11/08/26	FORCED FIVE+ TURNOVERS	5 to, Las Vegas 63, L.A. Chargers 21 vs. L.A. Chargers, 12/14/23
1 to, Denver 38, Las Vegas 24 @ Denver, 11/22/26	AT LEAST ONE TURNOVER	1 to, Denver 38, Las Vegas 24 @ Denver, 11/22/26
4 to, Las Vegas 35, New Orleans 27 @ New Orleans, 09/27/26	FORCED THREE+ TURNOVERS	5 to, San Francisco 38, Las Vegas 17 @ San Francisco, 11/08/26
	SPECIAL TEAMS	
95 yards, Dylan Laube: 14-A.McNamara kicks 60 yards from NYJ 35 to LV 5. 23-D.Laube for 95 yards, TOUCHDOWN. @ N.Y. Jets, 11/01/26	KICKOFF RETURNED FOR A TOUCHDOWN	95 yards, Deonte Banks: 8-D.Carlson kicks 60 yards from LV 35 to NYG 5. 2-D.Banks for 95 yards, TOUCHDOWN. PENALTY on NYG, Unsportsmanlike Conduct, 15 yards, enforced between downs. vs. N.Y. Giants, 12/28/25
99 yards, Dwayne Harris: (10:35) 3-C.Wadman punts 65 yards to OAK 1, Center-42-C.Kreiter. 17-D.Harris for 99 yards, TOUCHDOWN. The Replay Official reviewed the kick touched ruling, and the play was Upheld. The ruling on the field stands. vs. Denver, 12/24/18	PUNT RETURNED FOR A TOUCHDOWN	48 yards, Marvin Mims Jr.: (6:44) 6-A.Cole punts 42 yards to LV 48, Center-50-J.Bobenmoyer. 19-M.Mims for 48 yards, TOUCHDOWN. vs. Denver, 12/07/25
* Never Has Happened *	BLOCKED FIELD GOAL RETURNED FOR A TOUCHDOWN	72 yards, Ray Mickens (Cole Ford, kicker) @ N.Y. Jets, 09/21/97
Denico Autry: (14:03) 9-J.Ryan punt is BLOCKED by 96-D.Autry, Center-49-C.Gresham, RECOVERED by OAK-12-B.Butler at SEA 0. TOUCHDOWN. @ Seattle, 11/02/14	BLOCKED PUNT RETURNED FOR A TOUCHDOWN	Antonio Allen: (4:00) 7-M.King punt is BLOCKED by 39-A.Allen, Center-59-J.Condo, RECOVERED by NYJ-39-A.Allen at OAK 0. TOUCHDOWN. @ N.Y. Jets, 12/08/13

THE LAST TIME

50 yards, Matt Gay: (1:16) 14-M.Gay 50 yard field goal is GOOD, Center-47-A.Ward, Holder-6-A.Cole. @ San Francisco, 11/08/26	MADE FIELD GOAL OF 50 YARDS OR LONGER	55 yards, Ka'imi Fairbairn: (9:17) 15-K.Fairbairn 55 yard field goal is GOOD, Center-40-A.Brinkman, Holder-6-T.Townsend. @ Houston, 12/21/25
54 yards, Daniel Carlson: (:38) 8-D.Carlson 54 yard field goal is BLOCKED (39-J.Blackwell), Center-50-J.Bobenmoyer, Holder-6-A.Cole. vs. Chicago, 09/28/25	BLOCKED FIELD GOAL	25 yards, Brandon McManus: (:02) 8-B.McManus 25 yard field goal is BLOCKED (98-M.Crosby), Center-46-J.Bobenmoyer, Holder-17-C.Waitman. @ Denver, 11/20/22
AJ Cole: (1:37) 6-A.Cole punt is BLOCKED by 34-J.Skinner, Center-50-J.Bobenmoyer, RECOVERED by DEN-28-T.Badie at LV 12. 28-T.Badie pushed ob at LV 12 for no gain (87-M.Mayer). @ Denver, 11/06/25	BLOCKED PUNT	Michael Palardy: (:35) 17-M.Palardy punt is BLOCKED by 51-M.Koonce, Center-49-J.Cardona, recovered by NE-3-J.Peppers at NE 28. 3-J.Peppers to NE 20 for -8 yards (34-B.Bolden, 98-M.Crosby). vs. New England, 12/18/22
Las Vegas 30, Seattle 21 vs. Seattle, 12/05/99	NO PUNTS	San Francisco 38, Las Vegas 17 @ San Francisco, 11/08/26
Daniel Carlson: 8-D.Carlson extra point is No Good, Wide Right, Center-50-J.Bobenmoyer, Holder-6-A.Cole. vs. Jacksonville, 11/02/25	MISSED POINT AFTER TOUCHDOWN ATTEMPT	Joshua Karty: 16-J.Karty extra point is No Good, Wide Right, Center-47-A.Ward, Holder-42-E.Evans. @ L.A. Rams, 10/20/24
Daniel Carlson [Thomas Booker IV blocked]: 10-D.Carlson extra point is Blocked (99-T.Booker), Center-46-C.Adomitis, Holder-17-R.Wright. @ New Orleans, 09/27/26	POINT AFTER TOUCHDOWN ATTEMPT BLOCKED	Daniel Carlson [Carl Granderson blocked]: 2-D.Carlson extra point is Blocked (96-C.Granderson), Center-50-J.Bobenmoyer, Holder-6-A.Cole. @ New Orleans, 12/29/24
Erik Harris: 2-G.Tavecchio kicks onside 22 yards from OAK 35 to KC 43, impetus ends at OAK 49, out of bounds. Oakland challenged the runner was out of bounds ruling, and the play was REVERSED. 2-G.Tavecchio kicks onside 22 yards from OAK 35 to KC 43, impetus ends at OAK 49. RECOVERED by OAK-41-E.Harris. @ Kansas City, 12/10/17	SUCCESSFUL ONSIDE KICK	Eric Saubert: 8-B.McManus kicks onside 9 yards from DEN 35 to DEN 44. RECOVERED by DEN-82-E.Saubert. @ Denver, 10/17/21
5 fg, Daniel Carlson: (38, 47, 38, 27, 27) @ L.A. Rams, 10/20/24	FIVE FIELD GOALS	5 fg, Wil Lutz: (38, 53, 54, 45, 33) vs. Denver, 11/24/24
6 fg, Sebastian Janikowski: (40, 47, 42, 19, 37, 44) vs. Chicago, 11/27/11	SIX FIELD GOALS	6 fg, Greg Davis vs. San Diego, 10/05/97
50 yards, Matt Gay: (1:16) 14-M.Gay 50 yard field goal is GOOD, Center-47-A.Ward, Holder-6-A.Cole. @ San Francisco, 11/08/26	50-59 YARD FIELD GOAL	55 yards, Ka'imi Fairbairn: (3:14) 15-K.Fairbairn 49 yard field goal is GOOD, Center-40-A.Brinkman, Holder-6-T.Townsend. @ Houston, 12/21/25
4 fg, Matt Gay: (32, 48, 44, 48) vs. Kansas City, 10/04/26	FOUR FIELD GOALS	4 fg, Jason Sanders: (21, 36, 39, 31) @ N.Y. Jets, 11/01/26
60 yards, Daniel Carlson: (:13) 8-D.Carlson 60 yard field goal is GOOD, Center-50-J.Bobenmoyer, Holder-6-A.Cole. vs. Kansas City, 01/04/26	60+ YARD FIELD GOAL	68 yards, Cam Little: (:20) 39-C.Little 48 yard field goal is GOOD, Center-46-R.Matiscik, Holder-9-L.Cooke. vs. Jacksonville, 11/02/25
3 fg, Matt Gay: (30, 27, 36) vs. L.A. Rams, 10/25/26	THREE FIELD GOALS	4 fg, Jason Sanders: (21, 36, 39, 31) @ N.Y. Jets, 11/01/26
53 yards, Johnnie Lee Higgins vs. St. Louis, 09/19/10	50-69 YARD PUNT RETURN	50 yards, Tyreek Hill vs. Kansas City, 10/16/16
80t yards, Johnnie Lee Higgins vs. Houston, 12/21/08	70-89 YARD PUNT RETURN	71 yards, Tarik Cohen vs. Chicago, 10/06/19
69 yds, AJ Cole @ Denver, 11/22/26	60-69 YARD PUNT	63 yds, Michael Dickson vs. Seattle, 11/15/26
99t yards, Dwayne Harris vs. Denver, 12/24/18	90+ YARD PUNT RETURN	90t yards, Jaylin Lane @ Washington, 09/21/25
72 yds, AJ Cole vs. Miami, 09/13/26	70+ YARD PUNT	84 yds, Corey Bojorquez vs. Cleveland, 09/29/24
83 yds, AJ Cole vs. Minnesota, 12/10/23	80+ YARD PUNT	84 yds, Corey Bojorquez vs. Cleveland, 09/29/24
23 yards, Malik Benson vs. Miami, 09/13/26	20 YARD PUNT RETURN	22 yards, Marvin Mims Jr. @ Denver, 11/22/26
54 yards, Dylan Laube @ San Francisco, 11/08/26	50-69 YARD KICKOFF RETURN	54 yards, Austin Trammell vs. Jacksonville, 11/02/25
10 punts, Marquette King @ Denver, 12/13/15	PUNTED 10+ TIMES	10 punts, Darren Bennett @ San Diego, 12/28/03
72 yards, Dwayne Harris vs. Denver, 09/09/19	70-89 YARD KICKOFF RETURN	79 yards, Jaylen Wright vs. Miami, 09/13/26
95t yards, Dylan Laube @ N.Y. Jets, 11/01/26	90+ YARD KICKOFF RETURN	95t yards, Deonte Banks vs. N.Y. Giants, 12/28/25
	TEAM/MISCELLANEOUS	
500 yards, Las Vegas 500, San Francisco 454 vs. San Francisco, 01/01/23	500 TOTAL YARDS OF OFFENSE	536 yards, New England 536, Las Vegas 306 @ New England, 10/11/26
626 yards, Las Vegas 626, Tampa Bay 270 @ Tampa Bay, 10/30/16	600 TOTAL YARDS OF OFFENSE	* Never Has Happened *
437 yards, Las Vegas 437, Kansas City 399 vs. Kansas City, 10/04/26	400 TOTAL YARDS OF OFFENSE	414 yards, San Francisco 414, Las Vegas 240 @ San Francisco, 11/08/26

THE LAST TIME

ST: (1:10) (Shotgun) P.Rivers sacked at OAK 36 for -3 yards (M.Huff). FUMBLES (M.Huff), RECOVERED by OAK-T.Branch at OAK 36. T.Branch for 64 yards, TOUCHDOWN. The Replay Assistant challenged the fumble ruling, and the play was Upheld.DEF: (3:43) (Shotgun) M.Bush up the middle for 3 yards, TOUCHDOWN.DEF: (1:21) J.Campbell pass short right to Z.Miller for 1 yard, TOUCHDOWN. San Diego challenged the pass completion ruling, and the play was Upheld. (Timeout #1 at 01:13.)OFF: (10:37) M.Scifres punt is BLOCKED by B.Myers, Center-E.Albright, RECOVERED by OAK-H.Eugene at SD 5. H.Eugene for 5 yards, TOUCHDOWN. vs. San Diego, 10/10/10	TOUCHDOWN ON OFFENSE, DEFENSE AND SPECIAL TEAMS	ST: (8:16) L.Jackson left end for 5 yards, TOUCHDOWN.ST: (11:20) (Shotgun) L.Jackson pass short right to M.Crabtree for 8 yards, TOUCHDOWN.DEF: (6:11) (No Huddle, Shotgun) D.Carr sacked at OAK 33 for -5 yards (M.Judon). FUMBLES (M.Judon) [M.Judon], RECOVERED by BLT-T.Suggs at OAK 43. T.Suggs for 43 yards, TOUCHDOWN. Suggs' 3rd career touchdown.OFF: (13:01) (Punt formation) J.Townsend punts 52 yards to BLT 30, Center-T.Sieg. C.Jones for 70 yards, TOUCHDOWN. @ Baltimore, 11/25/18
Kirk Cousins: TWO-POINT CONVERSION ATTEMPT. 8-K.Cousins pass to 82-C.White is complete. ATTEMPT SUCCEEDS. vs. Kansas City, 10/04/26	MADE TWO-POINT CONVERSION	Jonathan Taylor: TWO-POINT CONVERSION ATTEMPT. 28-J.Taylor rushes left end. ATTEMPT SUCCEEDS. @ Indianapolis, 10/05/25
Kirk Cousins/Kirk Cousins: TWO-POINT CONVERSION ATTEMPT. 8-K.Cousins pass to 9-J.Nailor is incomplete. ATTEMPT FAILS.TWO-POINT CONVERSION ATTEMPT. 8-K.Cousins pass to 89-B.Bowers is incomplete. ATTEMPT FAILS. vs. L.A. Rams, 10/25/26	FAILED TWO-POINT CONVERSION	Patrick Mahomes: TWO-POINT CONVERSION ATTEMPT. 15-P.Mahomes pass to 9-K.Walker is incomplete. ATTEMPT FAILS. vs. Kansas City, 10/04/26
Las Vegas 63, L.A. Chargers 21 vs. L.A. Chargers, 12/14/23	50 POINTS	L.A. Rams 52, Las Vegas 0 @ St. Louis, 11/30/14
Las Vegas 40, Seattle 34 @ Seattle, 11/27/22	40 POINTS	New England 45, Las Vegas 17 @ New England, 10/11/26
Las Vegas 40, Seattle 34 @ Seattle, 11/27/22	OVERTIME WIN	Jacksonville 30, Las Vegas 29 vs. Jacksonville, 11/02/25
Jacksonville 30, Las Vegas 29 vs. Jacksonville, 11/02/25	OVERTIME GAME	-
Jacksonville 30, Las Vegas 29 vs. Jacksonville, 11/02/25	OVERTIME LOSS	Las Vegas 40, Seattle 34 @ Seattle, 11/27/22
Oakland 23, Denver 23 @ Denver, 10/22/73	OVERTIME TIE	Oakland 23, Denver 23 @ Denver, 10/22/73
Oakland 23, Denver 23 @ Denver, 10/22/73	TIE GAME	* Never Has Happened *
Las Vegas 21, L.A. Chargers 0 vs. L.A. Chargers, 12/14/23	20 FIRST-QUARTER POINTS	L.A. Rams 21, Las Vegas 0 @ St. Louis, 11/30/14
Las Vegas 21, L.A. Chargers 0 vs. L.A. Chargers, 12/14/23	20 SECOND-QUARTER POINTS	L.A. Rams 21, Las Vegas 3 vs. L.A. Rams, 10/25/26
Las Vegas 21, Denver 7 @ Denver, 10/24/10	20 THIRD-QUARTER POINTS	Indianapolis 20, Las Vegas 0 @ Indianapolis, 10/05/25
Las Vegas 21, Houston 0 vs. Houston, 10/23/22	20 FOURTH-QUARTER POINTS	Kansas City 20, Las Vegas 14 vs. Kansas City, 10/04/26
Las Vegas 15, Kansas City 0 vs. Kansas City, 12/16/12	SHUTOUT AT HOME	Minnesota 3, Las Vegas 0 vs. Minnesota, 12/10/23
* Never Has Happened *	SHUTOUT ON THE ROAD	Philadelphia 31, Las Vegas 0 @ Philadelphia, 12/14/25
Las Vegas 35, L.A. Chargers 32 vs. L.A. Chargers, 01/09/22	OVERTIME WIN AT HOME	Jacksonville 30, Las Vegas 29 vs. Jacksonville, 11/02/25
Las Vegas 40, Seattle 34 @ Seattle, 11/27/22	OVERTIME WIN ON THE ROAD	Denver 23, Las Vegas 20 @ Denver, 09/16/07
13 pen, Cleveland 24, Las Vegas 10 vs. Cleveland, 11/23/25	10 PENALTIES	12 pen, New England 45, Las Vegas 17 @ New England, 10/11/26
3 td, Denver 38, Las Vegas 24 (2:55) (Shotgun) F.Mendoza pass deep right to A.Jeanty for 68 yards, TOUCHDOWN. (5:20) F.Mendoza pass short right to I.Thomas for 19 yards, TOUCHDOWN. (4:33) (Shotgun) F.Mendoza pass short left to J.Bech for 7 yards, TOUCHDOWN. The touchdown was assisted by replay. @ Denver, 11/22/26	THREE TOTAL TOUCHDOWNS	3 td, Seattle 21, Las Vegas 13 (2:43) (Shotgun) D.Lock pass deep middle to C.Kupp for 34 yards, TOUCHDOWN. (9:34) J.Price left end for 12 yards, TOUCHDOWN. (7:24) (Shotgun) D.Lock pass deep middle to J.Smith-Njigba for 71 yards, TOUCHDOWN. vs. Seattle, 11/15/26
0 to, Seattle 21, Las Vegas 13 vs. Seattle, 11/15/26	NO TURNOVERS	0 to, Buffalo 33, Las Vegas 30 vs. Buffalo, 10/18/26
0 pen, Seattle 21, Las Vegas 13 vs. Seattle, 11/15/26	NO PENALTIES	0 pen, Kansas City 40, Las Vegas 9 @ Kansas City, 12/01/19

THE LAST TIME

4 td, Las Vegas 35, New Orleans 27 (5:49) T.Zuhn reported in as eligible. K.Cousins pass short right to M.Mayer for 3 yards, TOUCHDOWN. (3:29) M.Washington right guard pushed ob at NO 1 for 35 yards (J.Reid).Las Vegas challenged the short of the goal line ruling, and the play was REVERSED.M.Washington right guard for 36 yards, TOUCHDOWN. (9:27) K.Cousins pass short left to C.White for 4 yards, TOUCHDOWN. (6:28) (Shotgun) K.Cousins pass short left to B.Bowers for 4 yards, TOUCHDOWN. @ New Orleans, 09/27/26	FOUR TOTAL TOUCHDOWNS	4 td, Kansas City 30, Las Vegas 27 (2:26) (Shotgun) P.Mahomes pass short right to T.Thornton for 2 yards, TOUCHDOWN. (14:54) (Shotgun) P.Mahomes pass short left to T.Thornton for 8 yards, TOUCHDOWN. (3:25) K.Walker up the middle for 2 yards, TOUCHDOWN. (3:10) K.Walker right end for 22 yards, TOUCHDOWN. vs. Kansas City, 10/04/26
Las Vegas 14, Kansas City 12 vs. Kansas City, 01/04/26	GAME WITHOUT TOUCHDOWNS	Las Vegas 14, Kansas City 12 vs. Kansas City, 01/04/26
41:28 TOP, Las Vegas 30, Denver 20 vs. Denver, 11/06/16	OVER 40:00 TIME OF POSSESSION (NON-OT)	42:08 TOP, Kansas City 31, Las Vegas 0 @ Kansas City, 10/19/25
vs. N.Y. Giants, 11/05/23	NO SACKS/NO INTERCEPTIONS ALLOWED	@ Houston, 12/21/25
(21, 21, 14, 7 Points), Las Vegas 63, L.A. Chargers 21 vs. L.A. Chargers, 12/14/23	SCORE TOUCHDOWN IN EACH QUARTER	(7, 10, 10, 7 Points), N.Y. Giants 34, Las Vegas 10 vs. N.Y. Giants, 12/28/25
42 (first half), Las Vegas 63, L.A. Chargers 21 vs. L.A. Chargers, 12/14/23	30 ONE-HALF POINTS	35 (first half), Kansas City 48, Las Vegas 9 @ Kansas City, 12/12/21
21 (Q1), 21 (Q2), Las Vegas 63, L.A. Chargers 21 vs. L.A. Chargers, 12/14/23	SCORED 20+ POINTS IN ONE QUARTER	21 (Q2), L.A. Rams 35, Las Vegas 21 vs. L.A. Rams, 10/25/26
Philadelphia 31, Las Vegas 0 @ Philadelphia, 12/14/25	ZERO POINTS SCORED IN FIRST HALF	Las Vegas 20, Tennessee 10 vs. Tennessee, 10/12/25
Las Vegas 63, L.A. Chargers 21 vs. L.A. Chargers, 12/14/23	WON GAME BY 20+ POINTS	San Francisco 38, Las Vegas 17 @ San Francisco, 11/08/26
3 tds, Brock Bowers: (7-Pass Reception, 27-Pass Reception, 2-Pass Reception) vs. Jacksonville, 11/02/25	THREE TOUCHDOWNS BY A PLAYER	3 tds, Jonah Coleman: (1-Rushing, 4-Rushing, 7-Rushing) @ Denver, 11/22/26
4 tds, Darren McFadden: (4-Rushing, 19-Pass Reception, 4-Rushing, 57-Rushing) @ Denver, 10/24/10	FOUR TOUCHDOWNS BY A PLAYER	4 tds, Travis Kelce: (1-Pass Reception, 4-Pass Reception, 8-Pass Reception, 1-Pass Reception) @ Kansas City, 10/10/22
* Never Has Happened *	FIVE TOUCHDOWNS BY A PLAYER	5 tds, Jamaal Charles: (49-Pass Reception, 39-Pass Reception, 1-Rushing, 16-Pass Reception, 71-Pass Reception) vs. Kansas City, 12/15/13

LAS VEGAS RAIDERS

UPDATED PLAYER BIOS

WEEKLY RELEASE 2026

RAIDERS





TRANSACTIONS: *Selected by Las Vegas Raiders in the second round (58th overall) of the 2025 NFL Draft, April 25, 2025.*

AT A GLANCE
- As a rookie in 2025, appeared in 16 games with five starts and recorded 20 receptions for 224 yards (11.2 avg.).
- Played in 49 career games between LSU (2021-22) and TCU (2023-24), totaling 133 catches for 1,869 yards (14.1 avg.) and 13 touchdowns.
- His 1,034 receiving yards in 2024 were the fourth most in TCU history, trailing only former first-round draft picks Josh Doctson (1,327, 2015), Quentin Johnston (1,069, 2022) and Jalen Reagor (1,061, 2018).

2026: (9/13) vs. Mia.: Finished with three receptions for 23 yards (7.7 avg.) and one touchdown...Notched his first career touchdown on a 15-yard reception from QB Kirk Cousins in the first quarter...**(9/20) at LAC:** Finished with two receptions for 25 yards (12.5 avg.)...**(9/27) at NO:** Saw action on offense and special teams...Bech got injured late in the second quarter and was ruled out...**(11/1) at NYJ:** Saw action on offense...**(11/8) at SF:** Finished with one catch for nine yards...**(11/15) vs. Sea.:** Finished with two receptions for 10 yards (5.0 avg)...**(11/22) at Den.:** Finished with eight receptions for 88 yards (11.0 avg.) and one touchdown.

2025: Played in 16 games with five starts and registered 20 receptions for 224 yards (11.2 avg.)**…(9/7) at NE:** Recorded one reception for 23 yards in NFL debut...**(9/15) vs. LAC:** Appeared on offense and special teams...**(9/21) at Was.:** Caught one pass for 10 yards…**(9/28) vs. Chi.:** Played on offense and recorded one tackle on special teams...**(10/5) at Ind.:** Recorded three first-down catches for 27 yards (9.0 avg.)…**(10/12) vs. Ten.:** Made first career start at wide receiver...**(10/19) at KC:** Hauled in two passes for 13 yards (6.5 avg.)…**(11/2) vs. Jac.:** Appeared on offense and special teams, posting one tackle...**(11/6) at Den.:** Started at wide receiver...**(11/17) vs. Dal.:** Recorded one catch for 19 yards...**(11/23) vs. Cle.:** Saw action on offense and special teams...**(11/30) at LAC:** Posted two receptions for 22 yards (11.0 avg.)…**(12/7) vs. Den.:** Started at wide receiver and led the team with a career-high six catches for 50 yards (8.3 avg.)…**(12/14) at Phi.:** Made the start and recorded two receptions for 17 yards (8.5 avg.)…**(12/21) at Hou.:** Made his third consecutive start on offense and caught two passes for 43 yards (21.5 avg.), including a 37-yard long...**(12/28) vs. NYG:** Inactive due to a back injury...**(1/4/26) vs. KC:** Saw action on offense and special teams.

COLLEGE: Spent two seasons at LSU (2021-22) before transferring to TCU for the final two seasons of his college career (2023-24)…Played in 49 career games with 23 starts, totaling 133 catches for 1,869 yards (14.1 avg) and 13 touchdowns…As a senior in 2024, recorded 62 receptions for 1,034 yards (16.7 avg.) and nine touchdowns, becoming just the fifth player in TCU history to record a 1,000-yard receiving season...Selected Phil Steele Honorable Mention All-American, Second Team All-Big 12 and was a Biletnikoff Award semifinalist, Earl Campbell Tyler Rose award semifinalist and the Senior Bowl Most Valuable Player…His 1,034 receiving yards in 2024 were the fourth most in TCU history, trailing only former first-round draft picks Josh Doctson (1,327, 2015), Quentin Johnston (1,069, 2022) and Jalen Reagor (1,061, 2018), while his nine touchdown catches and 62 receptions ranked fifth and seventh, respectively, for a single season in program history…Was one of just five Power Four Conference players to reach 200 receiving yards in a game...Was limited to eight games due to injury in his junior year in 2023, and first season with TCU, finishing with 12 receptions for 146 yards (12.2 avg.)…In 2022, played in 12 games with four starts in his final season at LSU and finished with 16 receptions for 200 yards (12.5 avg.) and one touchdown…As a true freshman in 2021, appeared in 12 games with seven starts and led LSU as a true freshman with 43 receptions while ranking third on the team with 489 yards receiving…Also recorded three receiving touchdowns.

PERSONAL: Attended St. Thomas More Catholic High School in Lafayette, La., where he played both basketball and football, winning five combined Louisiana Division II State Championships during his prep career – two on the football team as a junior and season as well as three straight championships on the basketball team (2019-21)… Closed his high school football career with 173 receptions for 3,236 yards and 37 touchdowns in 35 games…As a senior, caught 69 passes for 1,391 yards and 16 touchdowns…As a junior, had 91 receptions for 1,668 yards and 20 touchdowns, helping St. Thomas to an 11-2 record and the Division II Louisiana State Championship.

ADDITIONAL STATISTICS: Special teams tackles – 2 in 2025. NFL Totals: 2.

SINGLE-GAME HIGHS: RECEIVING: Receptions – 6, 12/7/25 vs. Den. Yards – 50, 12/7/25 vs. Den. Long – 37, 12/7/25 vs. Den.

JACK BECH'S NFL REGULAR SEASON RUSHING/RECEIVING STATISTICS

				RECEIVING					RUSHING				
DATE	TEAM	GP	GS	NO.	YDS.	AVG.	LG	TD	NO.	YDS.	AVG.	LG	TD
2025	Raiders	16	5	20	224	11.2	37	0	0	0	0.0	0	0
2026	Raiders	7	2	16	155	9.7	20	2	0	0	0.0	0	0
NFL TOTALS		**23**	**7**	**36**	**379**	**10.5**	**37**	**2**	**0**	**0**	**0.0**	**0**	**0**

JACK BECH'S 2026 GXG REGULAR-SEASON STATISTICS (RAIDERS)

			RECEIVING					RUSHING						
DATE	OPPONENT	P/S	NO.	YDS.	AVG.	LG	TD	NO.	YDS.	AVG.	LG	TD	W/L	SCORE
09/13	Dolphins	P	3	23	7.7	15t	1	0	0	0.0	0	0	W	27-13
09/20	at Chargers	S	2	25	12.5	20	0	0	0	0.0	0	0	W	26-14
09/27	at Saints	P	0	0	0.0	0	0	0	0	0.0	0	0	W	35-27
10/04	Chiefs		INJURED RESERVE										L	27-30
10/11	at Patriots		INJURED RESERVE										L	17-45
10/18	Bills		INJURED RESERVE										L	30-33
10/25	Rams		INJURED RESERVE										L	21-35
11/01	at Jets	P	0	0	0.0	0	0	0	0	0.0	0	0	W	38-33
11/08	at 49ers	P	1	9	9.0	9	0	0	0	0.0	0	0	L	17-38
11/15	Seahawks	P	2	10	5.0	6	0	0	0	0.0	0	0	L	13-21
11/22	at Broncos	S	8	88	11.0	19	1	0	0	0.0	0	0	L	24-38
2026 TOTALS		**7-2**	**16**	**155**	**9.7**	**20**	**2**	**0**	**0**	**0.0**	**0**	**0**	**4-7**	

JACK BECH'S 2025 GXG REGULAR-SEASON STATISTICS (RAIDERS)

			RECEIVING					RUSHING						
DATE	OPPONENT	P/S	NO.	YDS.	AVG.	LG	TD	NO.	YDS.	AVG.	LG	TD	W/L	SCORE
09/07	at Patriots	P	1	23	23.0	23	0	0	0	0.0	0	0	W	20-13
09/15	Chargers	P	0	0	0.0	0	0	0	0	0.0	0	0	L	9-20
09/21	at Commanders	P	1	10	10.0	10	0	0	0	0.0	0	0	L	24-41
09/28	Bears	P	0	0	0.0	0	0	0	0	0.0	0	0	L	24-25
10/05	at Colts	P	3	27	9.0	11	0	0	0	0.0	0	0	L	6-40
10/12	Titans	S	0	0	0.0	0	0	0	0	0.0	0	0	W	20-10
10/19	at Chiefs	P	2	13	6.5	7	0	0	0	0.0	0	0	L	0-31
11/02	Jaguars	P	0	0	0.0	0	0	0	0	0.0	0	0	L	29-30+
11/06	at Broncos	S	0	0	0.0	0	0	0	0	0.0	0	0	L	7-10
11/17	Cowboys	P	1	19	19.0	19	0	0	0	0.0	0	0	L	16-33
11/23	Browns	P	0	0	0.0	0	0	0	0	0.0	0	0	L	10-24
11/30	at Chargers	P	2	22	11.0	16	0	0	0	0.0	0	0	L	14-31
12/07	Broncos	S	6	50	8.3	17	0	0	0	0.0	0	0	L	17-24
12/14	at Eagles	S	2	17	8.5	10	0	0	0	0.0	0	0	L	0-31
12/21	at Texans	S	2	43	21.5	37	0	0	0	0.0	0	0	L	21-23
12/28	Giants		ON INACTIVE LIST										L	10-34
01/04	Chiefs	P	0	0	0.0	0	0	0	0	0.0	0	0	W	14-12
2025 TOTALS		**16-5**	**20**	**224**	**11.2**	**37**	**0**	**0**	**0**	**0.0**	**0**	**0**	**3-14**	

+ - Overtime

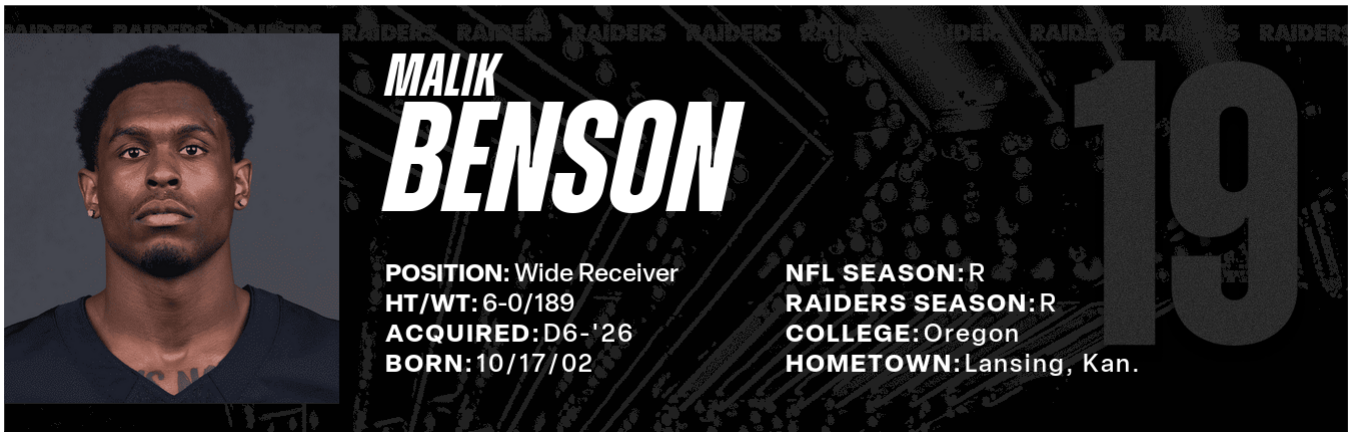

TRANSACTIONS: *Selected by Las Vegas Raiders in the sixth round (195th overall) of the 2026 NFL Draft, April 25, 2026.*

AT A GLANCE
- As a senior in 2025, played in all 15 games with nine starts at Oregon and finished as the Ducks' leading receiver, posting a career-high 43 receptions for 716 yards (16.7 avg.) and six touchdowns, earning All-Big Ten honorable mention.
- Played in 41 games career games over his final three FBS seasons at Alabama (2023), Florida State (2024) and Oregon (2025) finishing with 81 receptions for 1,192 yards (14.7 avg) and eight receiving touchdowns.

2026: (9/13) vs. Mia.: Made his NFL debut and finished with one catch for six yards and also returned two punts for 35 yards (17.5 avg.), including a long return of 23 yards...His 17.5 punt return average is the best mark in a game by a Raiders rookie since 2016 (Jalen Richard, 24.0 at Bal.)...**(9/20) at LAC:** Saw action on offense and returned one punt for 16 yards...**(9/27) at NO:** Finished with one punt return for 13 yards...**(10/4) vs. KC:** Finished with one punt return for four yards...**(10/11) at NE:** Finished with one reception for six yards...**(10/18) vs. Buf.:** Saw action on offense and special teams...**(10/25) vs. LAR.:** Saw action on both offense and special teams...**(11/1) at NYJ:** Inactive...**(11/8) at SF:** Inactive...**(11/15) vs. Sea.:** Inactive...**(11/22) at Den.:** Inactive.

COLLEGE: Played in 41 career games over his final three FBS seasons at Alabama (2023), Florida State (2024), and Oregon (2025), finishing with 81 receptions for 1,192 yards (14.7 avg.) and eight receiving touchdowns…Began his collegiate career at Hutchinson Community College (2021-22)…**Fifth-Year Senior (2025):** Played in all 15 games with nine starts at Oregon and finished as the team's leading receiver after posting a career-high 43 receptions for 716 yards (16.7 avg.) and six touchdowns, to earn All-Big Ten honorable mention…He also recorded nine punt returns for 161 yards (17.9 avg.) and one touchdown…Registered five receptions of 40+ yards, a mark that led Oregon and ranked tied for third in the Big Ten...His 16.7 yards per reception average ranked fourth in the Big Ten… Recorded at least one reception in 14 of 15 games, including four games with 5+ receptions and totaled 50+ receiving yards in seven games, including five of the final six games…**Senior (2024):** Played in 12 games for Florida State and caught 25 passes for 311 yards and one touchdown, ranking second on the team in both receptions and receiving yards…**Junior (2023):** His first FBS experience came at Alabama in 2023, where he played in all 14 games for the Crimson Tide and made six starts…Caught 13 passes for 162 yards and one touchdown…Started at Hutchinson (Kan.) Community College, where he played two seasons (2021-22) and broke the school record with 2,152 receiving yards and ranked second in program history with 21 receiving touchdowns…In 2021, earned first-team NJCAA DI All-America honors after recording 43 receptions for 1,229 yards and 11 touchdowns, breaking the program's single-season receiving yards record that stood since 1970…He was the top ranked junior college recruit in the class of 2023.

PERSONAL: A native of Lansing, Kan., Benson played three varsity seasons at Lansing High School, totaling 1,119 receiving yards and 11 touchdowns...He also ran track in High School, qualifying for state championships in 100-meter, 200-meter, 4x100-relay and long jump.

MALIK BENSON'S NFL REGULAR SEASON RUSHING/RECEIVING STATISTICS

				RECEIVING					RUSHING				
DATE	TEAM	GP	GS	NO.	YDS.	AVG.	LG	TD	NO.	YDS.	AVG.	LG	TD
2026	Raiders	7	0	2	12	6.0	6	0	1	-8	-8.0	-8	0
NFL TOTALS		**7**	**0**	**2**	**12**	**6.0**	**6**	**0**	**1**	**-8**	**-8.0**	**0**	**0**

MALIK BENSON'S NFL REGULAR SEASON RETURN STATISTICS

		KICKOFF RETURNS					PUNT RETURNS					
DATE	TEAM	RET.	YDS.	AVG.	LG	TD	NO.	FC	YDS.	AVG.	LG	TD
2026	Raiders	0	0	0.0	0	0	7	5	94	13.4	23	0
NFL TOTALS		**0**	**0**	**0.0**	**0**	**0**	**7**	**5**	**94**	**13.4**	**23**	**0**

MALIK BENSON'S 2026 GXG REGULAR-SEASON STATISTICS (RAIDERS)

			RECEIVING					RUSHING						
DATE	OPPONENT	P/S	NO.	YDS.	AVG.	LG	TD	NO.	YDS.	AVG.	LG	TD	W/L	SCORE
09/13	Dolphins	P	1	6	6.0	6	0	1	-8	-8.0	-8	0	W	27-13
09/20	at Chargers	P	0	0	0.0	0	0	0	0	0.0	0	0	W	26-14
09/27	at Saints	P	0	0	0.0	0	0	0	0	0.0	0	0	W	35-27
10/04	Chiefs	P	0	0	0.0	0	0	0	0	0.0	0	0	L	27-30
10/11	at Patriots	P	1	6	6.0	6	0	0	0	0.0	0	0	L	17-45
10/18	Bills	P	0	0	0.0	0	0	0	0	0.0	0	0	L	30-33
10/25	Rams	P	0	0	0.0	0	0	0	0	0.0	0	0	L	21-35
11/01	at Jets		ON INACTIVE LIST										W	38-33
11/08	at 49ers		ON INACTIVE LIST										L	17-38
11/15	Seahawks		ON INACTIVE LIST										L	13-21
11/22	at Broncos		ON INACTIVE LIST										L	24-38
2026 TOTALS		**7-0**	**2**	**12**	**6.0**	**6**	**0**	**1**	**-8**	**-8.0**	**-8**	**0**	**4-7**	



DAVID BLAY JR.'S NFL REGULAR SEASON DEFENSIVE STATISTICS

				TACKLES								INTERCEPTIONS					O. FUMB				ST					MISC	
DATE	TEAM	GP	GS	TK	S	A	TFL	YDS	SK	YDS	QBH	NO	YDS	LG	TD	PD	FF	FR	TD	YDS	TK	S	A	FF	FR	S	A
2026	Packers	0	0	0	0	0	0	0	0.0	0.0	0	0	0	0	0	0	0	0	0	0	0	0	0	0	0	0	0
NFL TOTALS		**0**	**0**	**0**	**0**	**0**	**0**	**0**	**0.0**	**0.0**	**0**	**0**	**0**	**0**	**0**	**0**	**0**	**0**	**0**	**0**	**0**	**0**	**0**	**0**	**0**	**0**	**0**

DAVID BLAY JR.'S 2026 GXG REGULAR-SEASON STATISTICS (PACKERS)

			TACKLES								INTERCEPTIONS					O. FUMB				ST					MISC			
DATE	OPPONENT	P/S	TK	S	A	SK	YDS	TFL	YDS	QBH	NO	YDS	LG	TD	PD	FF	FR	TD	YDS	TK	S	A	FF	FR	S	A	W/L	SCORE
10/04	at Buccaneers		PRACTICE SQUAD																								W	17-14
10/11	Bears		PRACTICE SQUAD																								W	31-7
10/18	Cowboys		PRACTICE SQUAD																								W	23-13
10/25	at Lions		PRACTICE SQUAD																								L	17-20
10/29	Panthers		PRACTICE SQUAD																								W	27-19
11/08	at Patriots		PRACTICE SQUAD																								W	45-27
11/15	Vikings		PRACTICE SQUAD																								L	10-30
2026 TOTALS			**0**	**0**	**0**	**0.0**	**0.0**	**0**	**0**	**0**	**0**	**0**	**0**	**0**	**0**	**0**	**0**	**0**	**0**	**0**	**0**	**0**	**0**	**0**	**0**	**0**	**5-2**	

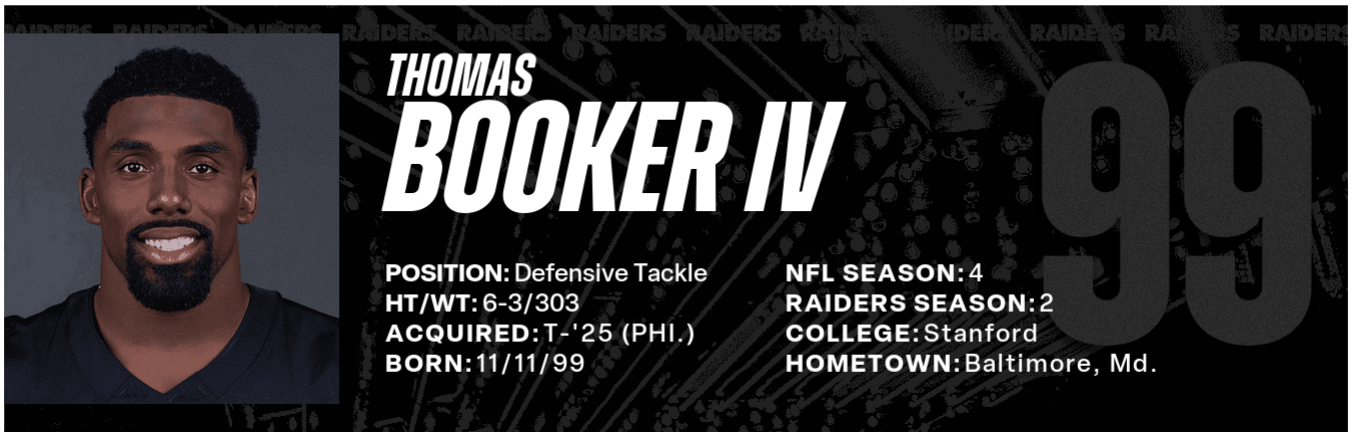

TRANSACTIONS: *Selected by Houston Texans in the fifth round (150th overall) of the 2022 NFL Draft, April 30, 2022…Waived by Texans, Aug. 29, 2023…Signed by Philadelphia Eagles to practice squad, Aug. 31, 2023…Signed by Eagles to active roster, Jan. 18, 2024…Acquired by Las Vegas Raiders via trade with Philadelphia, Aug. 5, 2025.*

AT A GLANCE
- In 2025, played in all 17 games with 13 starts and registered career highs in tackles (44), passes defensed (5) and quarterback hits (7) while recording his first career forced fumble and fumble recovery.
- His five passes defensed in 2025 ranked tied for eighth in the NFL among defensive linemen.
- Was a member of Philadelphia's Super Bowl LIX-winning team in 2024, playing in all 17 games and recording 18 tackles (eight solo), two tackles for loss, 1.0 sack and one pass defensed.

CAREER: Veteran defensive tackle enters his fourth season in the NFL and second with the Raiders…Originally entered the league as a fifth-round pick with the Houston Texans in 2022…Last season (2025), played in all 17 games with 13 starts and posted career highs in tackles (44), passes defensed (5) and quarterback hits (7)…In 2024, appeared in 17 games with one start for the Philadelphia Eagles, recording 18 tackles (eight solo), two tackles for loss, 1.0 sack and one pass defensed…Spent the entire 2023 season on the Eagles' practice squad…As a rookie in 2022 with the Houston Texans, played in 10 games with one start and tallied 15 tackles (11), 0.5 sacks, one tackle for loss, one quarterback hit and one pass defensed…Career totals include 44 games played with 15 starts, 77 tackles (35), 1.5 sacks, four tackles for loss, seven passes defensed, one forced fumble and one fumble recovery.

2026: (9/13) vs. Mia.: Finished with three tackles, one tackle for loss and one quarterback hit...**(9/20) at LAC:** Posted one solo tackle...**(9/27) at NO:** Played on defense and special teams and notched one blocked punt...**(10/4) vs. KC:** Posted three solo tackles...**(10/11) at NE:** Finished with two tackles (one)...**(10/18) vs. Buf.:** Recorded two tackles...**(10/25) vs. LAR:** Inactive...**(11/1) at NYJ:** Posted two tackles (one)...**(11/8) at SF:** Inactive...**(11/15) vs. Sea.:** Inactive...**(11/22) at Den.:** Played on defense and special teams.

2025: Played in all 17 games with 13 starts and recorded career highs in tackles (44), passes defensed (5) and quarterback hits (7)…Logged his first career forced fumble and fumble recovery while adding one tackle for loss…**(9/7) at NE:** Finished with three tackles (one solo) and one pass defensed...**(9/15) vs. LAC:** Posted one tackle on defense...**(9/21) at Was.:** Recorded three tackles (two) and one forced fumble...**(9/28) vs. Chi.:** Logged one tackle...**(10/5) at Ind.:** Recorded one tackle and one pass defensed...**(10/12) vs. Ten.:** Tallied one tackle, one quarterback hit and first-career fumble recovery...**(10/19) at KC:** Recorded six tackles (two)...**(11/2) vs. Jax.:** Logged one tackle...**(11/6) at Den.:** Registered two solo tackles...**(11/17) vs. Dal.:** Posted five tackles (one) and one pass defensed...**(11/23) vs. Cle.:** Recorded two tackles...**(11/30) at LAC:** Finished with five tackles (three)...**(12/7) vs. Den.:** Tallied three tackles (one) and one quarterback hit...**(12/14) at Phi.:** Registered three tackles (one) and one tackle for loss...**(12/21) at Hou.:** Collected three tackles...**(12/28) vs. NYG:** Posted three tackles (one) and one quarterback hit...**(1/4/26) vs. KC:** Recorded one tackle, three quarterback hits, and two passes defensed.

2024 (with Phi.): Played in all 17 games with one start and recorded18 tackles (eight solo), two tackles for loss, 1.0 sack and one pass defensed…**(9/6) vs. GB:** Posted one tackle…**(9/16) vs. Atl.:** Logged three tackles and two tackles for loss…**(9/22) at NO:** Registered one pass defensed…**(9/29) at TB:** Recorded four tackles (two solo)…**(10/13) vs. Cle.:** Tallied one tackle and 0.5 sacks…**(10/20) at NYG:** Recorded three tackles (one)….**(12/29) vs. Dal.:** Registered a season-high five tackles (two) and added 0.5 sacks and one quarterback hit…**(1/5/25) vs. NYG:** Posted one tackle.

2022 (with Hou.): Appeared in 10 games with one start and tallied 15 tackles (11 solo), 0.5 sacks, one tackle for loss, one quarterback hit and one pass defensed in his rookie season…**(9/18) at Den.:** Made his NFL debut and recorded one tackle…**(10/2) vs. LAC:** Registered his first career sack and added two tackles and one quarterback hit…**(10/23) at LV:** Posted two tackles (one)…**(10/30) vs. Ten.:** Made his first career start and recorded two tackles…**(11/3) vs. Phi.:** Recorded two tackles…**(11/13) at NYG:** Logged two tackles and one tackle for loss…**(12/11) at Dal.:** Posted his first career pass defensed….**(12/18) vs. KC:** Recorded two tackles…**(12/24) at Ten.:** Notched two tackles (one).

COLLEGE: Played four seasons (2018-21) at Stanford, where he appeared in 43 games (27 starts) and finished with 158 tackles, 10.0 sacks, one interception, eight passes defensed and one forced fumble…In 2021, started all 12 games and totaled a career-high 59 tackles (28 solo), adding 1.5 sacks and one pass defensed…Earned All-Pac-12 second-team defensive line recognition by the league's coaches…In 2020, started all six games he appeared in and finished with 21 tackles, three tackles for loss, 1.0 sack, two passes defensed, one fumble recovery and two blocked extra point attempts…Named an All-Pac-12 first-team all-purpose/special teams selection by the league's coaches and an All-Pac-12 second-team defensive line honoree by the coaches and Phil Steele…Recipient of Stanford's Phill Moffatt Award and the Frank Rehm Award, given to the most outstanding special teams player and to the most outstanding player of the Big Game (California vs. Stanford), respectively…In 2019, finished fourth on the team with 50 tackles, ranked third with 4.0 sacks and third with 8.5 tackles for loss in 12 games (six starts)…Selected as an All-Pac-12 honorable mention

and listed on the Pac-12 All-Academic Honor Roll…In 2018, played all 13 games (three starts) as a true freshman and finished with 28 tackles (14), 3.5 sacks, 4.0 tackles for loss, one interception, one fumble recovery and two passes defensed.

PERSONAL: Attended Gilman (Md.) High School…As a senior, posted 39 tackles, 5.0 sacks, 9.0 tackles for loss, one forced fumble and two passes defensed…Logged 77 tackles, 4.0 sacks, 14 tackles for loss, one interception and two blocked field goals as a junior…Named to the 2016 USA Today All-State first-team…Was a two-time All-Metro first team selection (2016-17)…Led his team to the 2015 state title and to two football league titles…Also competed in basketball and track…Ranked first in shot put at the Maryland Interscholastic Athletics Association Indoor Track Championships…Father, Earl Thomas Booker III, played football at Wisconsin as an outside linebacker.

SINGLE-GAME HIGHS: TACKLES: Total – 6, 10/19/25 at KC. Solo – 3, two times; last: 11/30/25 at LAC. Sacks – 0.5, three times; last: 12/29/24 vs. Dal. Pass Defensed – 2, 1/4/26 vs KC.

THOMAS BOOKER IV'S NFL REGULAR SEASON DEFENSIVE STATISTICS

				TACKLES								INTERCEPTIONS					O. FUMB				ST					MISC	
DATE	TEAM	GP	GS	TK	S	A	TFL	YDS	SK	YDS	QBH	NO	YDS	LG	TD	PD	FF	FR	TD	YDS	TK	S	A	FF	FR	S	A
2022	Texans	10	1	15	11	4	1	2	0.5	1.0	1	0	0	0	0	1	0	0	0	0	0	0	0	0	0	0	0
2023	Texans	0	0	0	0	0	0	0	0.0	0.0	0	0	0	0	0	0	0	0	0	0	0	0	0	0	0	0	0
2024	Eagles	17	1	18	8	10	2	3	1.0	5.5	2	0	0	0	0	1	0	0	0	0	0	0	0	0	0	0	0
2025	Raiders	17	13	44	16	28	1	2	0.0	0.0	7	0	0	0	0	5	1	1	0	0	0	0	0	0	0	0	0
2026	Raiders	8	0	13	9	4	1	1	0.0	0.0	1	0	0	0	0	0	0	0	0	0	0	0	0	0	0	0	0
NFL TOTALS		**52**	**15**	**90**	**44**	**46**	**5**	**8**	**1.5**	**6.5**	**11**	**0**	**0**	**0**	**0**	**7**	**1**	**1**	**0**	**0**	**0**	**0**	**0**	**0**	**0**	**0**	**0**

THOMAS BOOKER IV'S NFL POSTSEASON DEFENSIVE STATISTICS

				TACKLES								INTERCEPTIONS					O. FUMB				ST					MISC	
DATE	TEAM	GP	GS	TK	S	A	TFL	YDS	SK	YDS	QBH	NO	YDS	LG	TD	PD	FF	FR	TD	YDS	TK	S	A	FF	FR	S	A
2023	Eagles	0	0	0	0	0	0	0	0.0	0.0	0	0	0	0	0	0	0	0	0	0	0	0	0	0	0	0	0
2024	Eagles	4	0	0	0	0	0	0	0.0	0.0	0	0	0	0	0	0	0	0	0	0	0	0	0	0	0	0	0
NFL TOTALS		**4**	**0**	**0**	**0**	**0**	**0**	**0**	**0.0**	**0.0**	**0**	**0**	**0**	**0**	**0**	**0**	**0**	**0**	**0**	**0**	**0**	**0**	**0**	**0**	**0**	**0**	**0**

THOMAS BOOKER IV'S 2026 GXG REGULAR-SEASON STATISTICS (RAIDERS)

			TACKLES								INTERCEPTIONS					O. FUMB				ST					MISC			
DATE	OPPONENT	P/S	TK	S	A	SK	YDS	TFL	YDS	QBH	NO	YDS	LG	TD	PD	FF	FR	TD	YDS	TK	S	A	FF	FR	S	A	W/L	SCORE
09/13	Dolphins	P	3	1	2	0.0	0.0	1	1	1	0	0	0	0	0	0	0	0	0	0	0	0	0	0	0	0	W	27-13
09/20	at Chargers	P	1	1	0	0.0	0.0	0	0	0	0	0	0	0	0	0	0	0	0	0	0	0	0	0	0	0	W	26-14
09/27	at Saints	P	0	0	0	0.0	0.0	0	0	0	0	0	0	0	0	0	0	0	0	0	0	0	0	0	0	0	W	35-27
10/04	Chiefs	P	3	3	0	0.0	0.0	0	0	0	0	0	0	0	0	0	0	0	0	0	0	0	0	0	0	0	L	27-30
10/11	at Patriots	P	2	1	1	0.0	0.0	0	0	0	0	0	0	0	0	0	0	0	0	0	0	0	0	0	0	0	L	17-45
10/18	Bills	P	2	2	0	0.0	0.0	0	0	0	0	0	0	0	0	0	0	0	0	0	0	0	0	0	0	0	L	30-33
10/25	Rams		ON INACTIVE LIST																								L	21-35
11/01	at Jets	P	2	1	1	0.0	0.0	0	0	0	0	0	0	0	0	0	0	0	0	0	0	0	0	0	0	0	W	38-33
11/08	at 49ers		ON INACTIVE LIST																								L	17-38
11/15	Seahawks		ON INACTIVE LIST																								L	13-21
11/22	at Broncos	P	0	0	0	0.0	0.0	0	0	0	0	0	0	0	0	0	0	0	0	0	0	0	0	0	0	0	L	24-38
2026 TOTALS		**8-0**	**13**	**9**	**4**	**0.0**	**0.0**	**1**	**1**	**1**	**0**	**0**	**0**	**0**	**0**	**0**	**0**	**0**	**0**	**0**	**0**	**0**	**0**	**0**	**0**	**0**	**4-7**	

THOMAS BOOKER IV'S 2025 GXG REGULAR-SEASON STATISTICS (RAIDERS)

			TACKLES								INTERCEPTIONS					O. FUMB				ST					MISC			
DATE	OPPONENT	P/S	TK	S	A	SK	YDS	TFL	YDS	QBH	NO	YDS	LG	TD	PD	FF	FR	TD	YDS	TK	S	A	FF	FR	S	A	W/L	SCORE
09/07	at Patriots	S	3	1	2	0.0	0.0	0	0	1	0	0	0	0	1	0	0	0	0	0	0	0	0	0	0	0	W	20-13
09/15	Chargers	S	1	0	1	0.0	0.0	0	0	0	0	0	0	0	0	0	0	0	0	0	0	0	0	0	0	0	L	9-20
09/21	at Commanders	S	3	2	1	0.0	0.0	0	0	0	0	0	0	0	0	1	0	0	0	0	0	0	0	0	0	0	L	24-41
09/28	Bears	S	1	0	1	0.0	0.0	0	0	0	0	0	0	0	0	0	0	0	0	0	0	0	0	0	0	0	L	24-25
10/05	at Colts	S	1	1	0	0.0	0.0	0	0	0	0	0	0	0	1	0	0	0	0	0	0	0	0	0	0	0	L	6-40
10/12	Titans	P	1	0	1	0.0	0.0	0	0	1	0	0	0	0	0	0	1	0	0	0	0	0	0	0	0	0	W	20-10
10/19	at Chiefs	S	6	2	4	0.0	0.0	0	0	0	0	0	0	0	0	0	0	0	0	0	0	0	0	0	0	0	L	0-31
11/02	Jaguars	P	1	0	1	0.0	0.0	0	0	0	0	0	0	0	0	0	0	0	0	0	0	0	0	0	0	0	L	29-30+
11/06	at Broncos	S	2	2	0	0.0	0.0	0	0	0	0	0	0	0	0	0	0	0	0	0	0	0	0	0	0	0	L	7-10
11/17	Cowboys	S	5	1	4	0.0	0.0	0	0	0	0	0	0	0	1	0	0	0	0	0	0	0	0	0	0	0	L	16-33
11/23	Browns	S	2	0	2	0.0	0.0	0	0	0	0	0	0	0	0	0	0	0	0	0	0	0	0	0	0	0	L	10-24
11/30	at Chargers	P	5	3	2	0.0	0.0	0	0	0	0	0	0	0	0	0	0	0	0	0	0	0	0	0	0	0	L	14-31
12/07	Broncos	S	3	1	2	0.0	0.0	0	0	1	0	0	0	0	0	0	0	0	0	0	0	0	0	0	0	0	L	17-24
12/14	at Eagles	S	3	1	2	0.0	0.0	1	2	0	0	0	0	0	0	0	0	0	0	0	0	0	0	0	0	0	L	0-31
12/21	at Texans	S	3	0	3	0.0	0.0	0	0	0	0	0	0	0	0	0	0	0	0	0	0	0	0	0	0	0	L	21-23
12/28	Giants	P	3	1	2	0.0	0.0	0	0	1	0	0	0	0	0	0	0	0	0	0	0	0	0	0	0	0	L	10-34
01/04	Chiefs	S	1	1	0	0.0	0.0	0	0	3	0	0	0	0	2	0	0	0	0	0	0	0	0	0	0	0	W	14-12
2025 TOTALS		**17-13**	**44**	**16**	**28**	**0.0**	**0.0**	**1**	**2**	**7**	**0**	**0**	**0**	**0**	**5**	**1**	**1**	**0**	**0**	**0**	**0**	**0**	**0**	**0**	**0**	**0**	**3-14**	

+ - Overtime

THOMAS BOOKER IV'S 2024 GXG REGULAR-SEASON STATISTICS (EAGLES)

			TACKLES								INTERCEPTIONS					O. FUMB				ST					MISC			
DATE	OPPONENT	P/S	TK	S	A	SK	YDS	TFL	YDS	QBH	NO	YDS	LG	TD	PD	FF	FR	TD	YDS	TK	S	A	FF	FR	S	A	W/L	SCORE
09/06	Packers	P	1	0	1	0.0	0.0	0	0	0	0	0	0	0	0	0	0	0	0	0	0	0	0	0	0	0	W	34-29
09/16	Falcons	P	3	3	0	0.0	0.0	2	3	0	0	0	0	0	0	0	0	0	0	0	0	0	0	0	0	0	L	21-22
09/22	at Saints	P	0	0	0	0.0	0.0	0	0	0	0	0	0	0	1	0	0	0	0	0	0	0	0	0	0	0	W	15-12
09/29	at Buccaneers	P	4	2	2	0.0	0.0	0	0	0	0	0	0	0	0	0	0	0	0	0	0	0	0	0	0	0	L	16-33
10/13	Browns	P	1	0	1	0.5	2.0	0	0	1	0	0	0	0	0	0	0	0	0	0	0	0	0	0	0	0	W	20-16
10/20	at Giants	P	3	1	2	0.0	0.0	0	0	0	0	0	0	0	0	0	0	0	0	0	0	0	0	0	0	0	W	28-3
10/27	at Bengals	P	0	0	0	0.0	0.0	0	0	0	0	0	0	0	0	0	0	0	0	0	0	0	0	0	0	0	W	37-17
11/03	Jaguars	P	0	0	0	0.0	0.0	0	0	0	0	0	0	0	0	0	0	0	0	0	0	0	0	0	0	0	W	28-23
11/10	at Cowboys	P	0	0	0	0.0	0.0	0	0	0	0	0	0	0	0	0	0	0	0	0	0	0	0	0	0	0	W	34-6
11/14	Commanders	P	0	0	0	0.0	0.0	0	0	0	0	0	0	0	0	0	0	0	0	0	0	0	0	0	0	0	W	26-18
11/24	at Rams	P	0	0	0	0.0	0.0	0	0	0	0	0	0	0	0	0	0	0	0	0	0	0	0	0	0	0	W	37-20
12/01	at Ravens	P	0	0	0	0.0	0.0	0	0	0	0	0	0	0	0	0	0	0	0	0	0	0	0	0	0	0	W	24-19
12/08	Panthers	P	0	0	0	0.0	0.0	0	0	0	0	0	0	0	0	0	0	0	0	0	0	0	0	0	0	0	W	22-16
12/15	Steelers	P	0	0	0	0.0	0.0	0	0	0	0	0	0	0	0	0	0	0	0	0	0	0	0	0	0	0	W	27-13
12/22	at Commanders	P	0	0	0	0.0	0.0	0	0	0	0	0	0	0	0	0	0	0	0	0	0	0	0	0	0	0	L	33-36
12/29	Cowboys	P	5	2	3	0.5	3.5	0	0	1	0	0	0	0	0	0	0	0	0	0	0	0	0	0	0	0	W	41-7
01/05	Giants	S	1	0	1	0.0	0.0	0	0	0	0	0	0	0	0	0	0	0	0	0	0	0	0	0	0	0	W	20-13
2024 TOTALS		**17-1**	**18**	**8**	**10**	**1.0**	**5.5**	**2**	**3**	**2**	**0**	**0**	**0**	**0**	**1**	**0**	**0**	**0**	**0**	**0**	**0**	**0**	**0**	**0**	**0**	**0**	**14-3**	

THOMAS BOOKER IV'S 2022 GXG REGULAR-SEASON STATISTICS (TEXANS)

			TACKLES								INTERCEPTIONS					O. FUMB				ST					MISC			
DATE	OPPONENT	P/S	TK	S	A	SK	YDS	TFL	YDS	QBH	NO	YDS	LG	TD	PD	FF	FR	TD	YDS	TK	S	A	FF	FR	S	A	W/L	SCORE
09/11	Colts		ON INACTIVE LIST																								T	20-20
09/18	at Broncos	P	1	1	0	0.0	0.0	0	0	0	0	0	0	0	0	0	0	0	0	0	0	0	0	0	0	0	L	9-16
09/25	at Bears	P	0	0	0	0.0	0.0	0	0	0	0	0	0	0	0	0	0	0	0	0	0	0	0	0	0	0	L	20-23
10/02	Chargers	P	2	0	2	0.5	1.0	0	0	1	0	0	0	0	0	0	0	0	0	0	0	0	0	0	0	0	L	24-34
10/09	at Jaguars		ON INACTIVE LIST																								W	13-6
10/23	at Raiders	P	2	1	1	0.0	0.0	0	0	0	0	0	0	0	0	0	0	0	0	0	0	0	0	0	0	0	L	20-38
10/30	Titans	S	2	2	0	0.0	0.0	0	0	0	0	0	0	0	0	0	0	0	0	0	0	0	0	0	0	0	L	10-17
11/03	Eagles	P	2	2	0	0.0	0.0	0	0	0	0	0	0	0	0	0	0	0	0	0	0	0	0	0	0	0	L	17-29
11/13	at Giants	P	2	2	0	0.0	0.0	1	2	0	0	0	0	0	0	0	0	0	0	0	0	0	0	0	0	0	L	16-24
11/20	Commanders		ON INACTIVE LIST																								L	10-23
11/27	at Dolphins		ON INACTIVE LIST																								L	15-30
12/04	Browns		ON INACTIVE LIST																								L	14-27
12/11	at Cowboys	P	0	0	0	0.0	0.0	0	0	0	0	0	0	0	1	0	0	0	0	0	0	0	0	0	0	0	L	23-27
12/18	Chiefs	P	2	2	0	0.0	0.0	0	0	0	0	0	0	0	0	0	0	0	0	0	0	0	0	0	0	0	L	24-30+
12/24	at Titans	P	2	1	1	0.0	0.0	0	0	0	0	0	0	0	0	0	0	0	0	0	0	0	0	0	0	0	W	19-14
01/01	Jaguars		ON INACTIVE LIST																								L	3-31
01/08	at Colts		ON INACTIVE LIST																								W	32-31
2022 TOTALS		**10-1**	**15**	**11**	**4**	**0.5**	**1.0**	**1**	**2**	**1**	**0**	**0**	**0**	**0**	**1**	**0**	**0**	**0**	**0**	**0**	**0**	**0**	**0**	**0**	**0**	**0**	**3-13-1**	

+ - Overtime

THOMAS BOOKER IV'S 2024 GXG POSTSEASON STATISTICS (EAGLES)

			TACKLES								INTERCEPTIONS					O. FUMB				ST					MISC			
DATE	OPPONENT	P/S	TK	S	A	SK	YDS	TFL	YDS	QBH	NO	YDS	LG	TD	PD	FF	FR	TD	YDS	TK	S	A	FF	FR	S	A	W/L	SCORE
01/12	Packers	P	0	0	0	0.0	0.0	0	0	0	0	0	0	0	0	0	0	0	0	0	0	0	0	0	0	0	W	22-10
01/19	Rams	P	0	0	0	0.0	0.0	0	0	0	0	0	0	0	0	0	0	0	0	0	0	0	0	0	0	0	W	28-22
01/26	Commanders	P	0	0	0	0.0	0.0	0	0	0	0	0	0	0	0	0	0	0	0	0	0	0	0	0	0	0	W	55-23
02/09	Chiefs	P	0	0	0	0.0	0.0	0	0	0	0	0	0	0	0	0	0	0	0	0	0	0	0	0	0	0	W	40-22
2024 TOTALS		**4-0**	**0**	**0**	**0**	**0.0**	**0.0**	**0**	**0**	**0**	**0**	**0**	**0**	**0**	**0**	**0**	**0**	**0**	**0**	**0**	**0**	**0**	**0**	**0**	**0**	**0**	**4-0**	



TRANSACTIONS: *Selected by Las Vegas Raiders in the first round (13th overall) of the 2024 NFL Draft, April 25, 2024.*

AT A GLANCE
- Has played in 29 games (24 starts) in his first two seasons with the Raiders (2024-25), totaling 176 catches for 1,874 yards (10.6 avg.) and 12 touchdowns.
- Finished his rookie season with 112 receptions for 1,194 yards (10.7 avg.) and five touchdowns. His 112 receptions finished as the third most in the NFL in 2024 and his 1,194 receiving yards also finished tied for eighth in the NFL - first in the NFL among tight ends.
- Established multiple rookie records, recording the most receiving yards by a rookie tight end in NFL history (1,194), breaking Hall of Fame TE Mike Ditka's record set in 1961, as well as the most receptions in a season by a rookie in NFL history (112), breaking Puka Nacua's record set in 2023.
- His 112 receptions in 2024 are the most in a single season in Raiders history and are the third most in NFL history among tight ends.
- Recorded four games with 10+ receptions in 2024, becoming the first tight end in NFL history to record four games of 10+ receptions in his rookie season, passing Jeremy Shockey (2 in 2002).

CAREER: Enters his third season with the Silver and Black after being drafted by the Raiders in the first round (13th overall) of the 2024 NFL Draft…Has played in 29 games (24 starts) over his first two seasons with the Raiders, totaling 176 catches for 1,874 yards (10.6 avg.) and 12 touchdowns…Among tight ends in NFL history through their first 29 career games, Bowers ranks first in receptions (176) and third in receiving yards (1,874), as well as fourth in NFL history among players at all positions through 29 games…Has posted four games of 100+ receiving yards, tied for the sixth most in NFL history among tight ends in their first two seasons…Also owns five career games with 10+ receptions, the most in NFL history among players in their first two seasons…His 12 receiving touchdowns rank tied for second in Raiders history among players in their first two seasons, the second most among TEs - only behind Raymond Chester (14)…Last season (2025), recorded 64 receptions for 680 yards (10.6 avg.) and seven touchdowns in 12 games played…Among tight ends in 2025, Bowers ranked second in receptions per game (5.3), fourth in receiving yards per game (56.7) and tied for fifth in receiving touchdowns (7)…As a rookie in 2024, recorded 112 receptions for 1,194 yards (10.7 avg.) and five touchdowns...His 112 receptions finished as the third most in the NFL in 2024 and his 1,194 receiving yards also finished tied for eighth in the NFL - first in the NFL among tight ends…Established multiple rookie records in 2024, recording the most receiving yards by a rookie tight end in NFL history (1,194), breaking Hall of Fame TE Mike Ditka's record set in 1961, as well as the most receptions in a season by a rookie in NFL history (112), breaking Puka Nacua's record set in 2023…His 112 receptions in 2024 are also the most in a single season in Raiders history and are the third most in NFL history among tight ends…Recorded four games with 10+ receptions in 2024, becoming the first tight end in NFL history to record four games of 10+ receptions in his rookie season, passing Jeremy Shockey (2 in 2002).

2026: (9/13) vs. Mia.: Inactive...**(9/20) at LAC:** Inactive...**(9/27) at NO:** Finished with 10 catches for 116 yards (11.6 avg.) and one touchdown...Bowers notched the fifth 100-yard game of his career, tying Rob Gronkowski for the fourth most in NFL history by a tight end in their first 30 career games...**(10/4) vs. KC:** Finished with six catches for 86 yards (14.3 avg.) and one touchdown...Bowers also recorded four catches of 10+ yards in the game. He now has 10 catches of 10+ yards in 2026, tied for the second most among tight ends in the NFL in just two games played...**(10/11) at NE:** Led the team with eight catches for 110 yards (13.8 avg.) and one touchdown...Bowers recorded his second game with 100+ receiving yards...**(10/18) vs. Buf.:** Finished with four catches for 70 yards (17.5 avg.), including a 29 yard catch...**(10/25) vs. LAR:** Finished with six catches for 73 yards (12.2 avg.)...**(11/1) at NYJ:** Finished with seven catches for 92 yards (13.1 avg.) and two touchdowns...Bowers became the first tight end in NFL history with at least 70 recieving yards in each of his first six games of a season...**(11/8) at SF:** Finished with seven catches for 111 yards (15.9 avg.) and one touchdown...Bowers became the first tight end in NFL history with at least 70 receiving yards in each of his first seven games of a season...**(11/15) vs. Sea.:** Finished with two catches for 18 yards (9.0 avg.) in the game before leaving with an injury...**(11/22) at Den.:** Inactive.

2025: Played in 12 games (eight starts) in his second season, totaling 64 receptions for 680 yards (10.6 avg.) and seven touchdowns…Missed five games due to injury (knee), including the final two games of the season after being placed on the Reserve/Injured list…**(9/7) at NE:** Recorded five receptions for a team-leading 103 yards (20.6 avg.), including three receptions of 20+ yards...Notched the third 100-yard receiving game of his career, tied for the third most 100-yard games among tight ends in their first 18 career games - behind only Kellen Winslow (4) and Charle Young (4)...Finished Week 1 with a 20.6 yards per reception average, the sixth-highest average in a single game by a tight end in Raiders history (min. 5 receptions) and the highest since 2020...**(9/15) vs. LAC:** Pulled in five catches for 38 yards (7.6 avg.)...**(9/21) at Was.:** Recorded four receptions for 38 yards...**(9/28) vs. Chi.:** Led the team with five catches for 46 yards (9.2 avg.)...Logged his 21st straight game with multiple catches…**(10/5) at Ind.:** Inactive due to injury (knee)...**(10/12) vs. Ten.:** Inactive due to injury (knee)...**(10/19) at KC:** Inactive due to injury (knee)...**(11/2) vs. Jax.:** Led the team with 12 receptions for 127 yards (10.6 avg.) and three touchdowns...Also added one run for six yards...Notched the first multi-touchdown game of his career and became the third TE in Raiders history and the first since 1983 (Todd Christensen) to record three receiving touchdowns in a single game...Logged his 22nd straight game with multiple catches, passing Sam LaPorta (21) for the longest streak to start a career in NFL history among tight ends...**(11/6) at Den.:** Finished with one catch for 31 yards...His 31-yard reception was the longest of the game for the Raiders...**(11/17) vs. Dal.:** Led the Raiders with seven catches for 72 yards (10.3 avg.), including three catches of 10+ yards...**(11/23) vs. Cle.:** Finished the game with six catches for 55 yards (9.2 avg.), including a 15-yard grab...**(11/30) at LAC:** Finished the game with four catches for a team-high 63 yards (15.8 avg.) and two touchdowns, including two receptions of 20+ yards...Logged his second career game with multiple receiving touchdowns, the third most in Raiders history among tight ends in their first 26 career games...**(12/7) vs. Den.:** Recorded four receptions for 46

yards (11.5 avg.) and one touchdown...Notched his sixth touchdown of the season, setting a new single-season career high...**(12/14) at Phi.:** Led the team with six catches for 28 yards (4.7 avg.)...**(12/21) at Hou.:** Led the team with five catches for 33 yards (6.6 avg.) and one touchdown.

2024: Played in all 17 games with 16 starts and finished with 112 receptions for 1,194 yards (10.7 avg.) and five touchdowns…Also added five rushes for 13 yards (2.6 avg.)…Established multiple rookie records in 2024, recording the most receiving yards by a rookie tight end in NFL history (1,194), breaking Hall of Fame TE Mike Ditka's record set in 1961 as well as the most receptions in a season by a rookie in NFL history (112), breaking Puka Nacua's record set in 2023… His 112 receptions finished as the third most in the NFL in 2024 and his 1,194 receiving yards also finished tied for eighth in the NFL - first in the NFL among tight ends…Recorded four games with 10+ receptions in 2024, becoming the first tight end in NFL history to record four games of 10+ receptions in his rookie season, passing Jeremy Shockey (2 in 2002) – also tied with Tim Brown (4 in 1997) for the most in a single season in Raiders history…**(9/8) at LAC:** Led the team with six catches for 58 yards (9.7 avg.), including a 26-yard grab in the second quarter...His six receptions are the most by a Raiders tight end in their NFL debut and tied for the second most in NFL history by a tight end in their NFL debut, only behind Keith McKeller's 9 receptions on Oct. 18, 1987...**(9/15) at Bal.:** Tied for the team lead with nine receptions for 98 yards (10.9 avg.) - the first Raiders rookie tight end to record nine catches in a single game...**(9/22) vs. Car.:** Finished with three receptions for 41 yards (13.7 avg.)...**(9/29) vs. Cle.:** Posted two receptions for 19 yards (9.5 avg.) and one rush for 12 yards...**(10/6) at Den.:** Led the team with eight catches for 97 yards (12.1 avg.) and one touchdown - a 57-yard touchdown reception in the first quarter, his first career touchdown...**(10/13) vs. Pit.:** Led the team with nine catches for 71 yards (7.9 avg.)...**(10/20) at LAR:** Led the team with a career-high 10 catches for 93 yards (9.3 avg.)... Became just the fourth tight end in NFL history to post a game of 10+ receptions in the first seven games of his rookie season - the first since 2014 (Jace Amaro)…**(10/27) vs. KC:** Led the team with 58 receiving yards on five catches (11.6 avg.)...**(11/3) at Cin.:** Finished the game with five receptions for 45 yards (9.0 avg.) and one touchdown...**(11/17) at Mia.:** Led the team and established single-game career highs with 13 receptions for 126 yards (9.7 avg.) and one touchdown...His 13 receptions are the most by a rookie tight end in a single game since at least 1960 - also just the 10th rookie of any position in NFL history with at least 13 catches in a game…**(11/24) vs. Den.:** Finished with four receptions for 38 yards (9.5 avg.)...**(11/29) at KC:** Finished with 10 receptions for a single-game career-high 140 yards (14.0 avg.) and one touchdown...His 140 yards notched his second 100-yard receiving game this season, making him one of just eight rookie tight ends in NFL history to record multiple games with 100+ receiving yards in their first season - he joins Raymond Chester (2 in 1970) as the only two rookie tight ends in Raiders history to accomplish the feat…**(12/8) at TB:** Finished with three receptions for 49 yards (16.3 avg.)...**(12/15) vs. ATL:** Finished with three receptions for 35 yards (11.7 avg.)...**(12/22) vs. Jax.:** Led the team with 11 receptions for 99 yards (9.0 avg)…Notched his fourth game with 10+ receptions, tied for the most in a season in Raiders history, tied for the most by a rookie in NLF history and the most by a rookie tight end in NFL history…**(12/29) at NO:** Led the team with seven receptions for 77 yards (11.0 avg)...Passed Hall of Fame TE Mike Ditka (1,076 in 1961) for the most receiving yards by a rookie tight end in a single season in NFL history...**(1/5/25) vs. LAC:** Finished the game with four receptions for 50 yards (12.5 avg.) and one touchdown.

COLLEGE: A three-year starter at Georgia (2020-23), played in 40 career games, totaling 175 receptions for 2,538 yards (14.5 avg.) and 26 touchdowns, while adding 19 carries for 193 yards and five rushing touchdowns…Won the John Mackey Award in both 2022 and 2023, becoming the first ever back-to-back winner of the award…Also earned All-America honors in each of his three years at Georgia, just the third player in program history to accomplish the feat…Despite playing tight end, was also named a finalist for the Lombardi Award in 2023, given to the nation's top offensive/defensive lineman…As a junior in 2023, started in 10 games and recorded 56 receptions for 714 yards (12.8 avg.) and six touchdowns, ranking second in the nation in receiving yards among tight ends and sixth nationally in receiving touchdowns…Added six carries for 28 yards and one touchdown…As a sophomore in 2022, played in all 15 games (14 starts) for Georgia's CFP National Championship run, notching team highs in receptions (63), receiving yards (942) and receiving touchdowns (seven)…Added 109 rushing yards and three touchdowns on nine carries (12.1 avg.)…As a true freshman in 2021, played in all 15 games (13 starts) and finished as Georgia's leading receiver for their CFP National Championship run…Established UGA tight end records for single-season receptions (56), receiving yards (882) and receiving touchdowns (13)…His 13 touchdown catches were also a single-season UGA record by either a receiver or tight end…Added four rushes for 56 yards and one touchdown…Earned 2021 First Team All-America honors, True Freshman All-America, Shaun Alexander Freshman of the Year Award, Football Writers Association Freshman of the Year Award, Coaches' SEC Freshman of the Year, AP SEC Newcomer of the Year, AP and Coaches' All-SEC First Team.

PERSONAL: Attended Napa (Calif.) High School…Selected to the 2021 All-American Bowl…Helped lead Napa HS to a 7-4 record in his 2019 junior season, advancing to the CIF North Coast Division II Sectional Playoffs…Played tight end, running back, wide receiver, linebacker, and kick returner…finished season with 1,499 all-purpose yards and 18 total touchdowns, including 39 receptions for 1,098 receiving yards and school-record 14 touchdowns, as well as 22 carries for 316 rushing yards and three touchdowns…Finished fifth on team in tackles with 25, in addition to an 85-yard kickoff return touchdown…In 2019, was named San Francisco Chronicle All-Metro First Team offense, Napa Valley Register All-Napa County Football Player of the Year, Vine Valley Athletic League Most Valuable Player…Alsop played power forward on the high school basketball team.

SINGLE-GAME HIGHS: RECEIVING: Receptions – 13, 11/17/24 at Mia. Yards – 140, 11/29/24 at KC. Long – 57t, 10/6/24 at Den. Touchdowns – 3, 11/2/25 vs. Jax. RUSHING: Attempts – 1, six times; last: 11/6/25 at Den. Yards – 12, 9/29/24 vs. Cle. Long – 12, 9/29/24 vs. Cle.

BROCK BOWERS' NFL REGULAR SEASON RUSHING/RECEIVING STATISTICS

				RECEIVING					RUSHING				
DATE	TEAM	GP	GS	NO.	YDS.	AVG.	LG	TD	NO.	YDS.	AVG.	LG	TD
2024	Raiders	17	16	112	1,194	10.7	57t	5	5	13	2.6	12	0
2025	Raiders	12	8	64	680	10.6	38	7	2	2	1.0	6	0
2026	Raiders	8	8	50	676	13.5	33	6	1	2	2.0	2	0
NFL TOTALS		**37**	**32**	**226**	**2,550**	**11.3**	**57T**	**18**	**8**	**17**	**2.1**	**12**	**0**

BROCK BOWERS' 2026 GXG REGULAR-SEASON STATISTICS (RAIDERS)

			RECEIVING					RUSHING						
DATE	OPPONENT	P/S	NO.	YDS.	AVG.	LG	TD	NO.	YDS.	AVG.	LG	TD	W/L	SCORE
09/13	Dolphins		ON INACTIVE LIST										W	27-13
09/20	at Chargers		ON INACTIVE LIST										W	26-14
09/27	at Saints	S	10	116	11.6	20	1	0	0	0.0	0	0	W	35-27
10/04	Chiefs	S	6	86	14.3	21	1	0	0	0.0	0	0	L	27-30
10/11	at Patriots	S	8	110	13.8	27	1	0	0	0.0	0	0	L	17-45
10/18	Bills	S	4	70	17.5	29	0	0	0	0.0	0	0	L	30-33
10/25	Rams	S	6	73	12.2	18	0	0	0	0.0	0	0	L	21-35
11/01	at Jets	S	7	92	13.1	27	2	0	0	0.0	0	0	W	38-33
11/08	at 49ers	S	7	111	15.9	33	1	1	2	2.0	2	0	L	17-38
11/15	Seahawks	S	2	18	9.0	12	0	0	0	0.0	0	0	L	13-21
11/22	at Broncos		ON INACTIVE LIST										L	24-38
2026 TOTALS		**8-8**	**50**	**676**	**13.5**	**33**	**6**	**1**	**2**	**2.0**	**2**	**0**	**4-7**	

BROCK BOWERS' 2025 GXG REGULAR-SEASON STATISTICS (RAIDERS)

			RECEIVING					RUSHING						
DATE	OPPONENT	P/S	NO.	YDS.	AVG.	LG	TD	NO.	YDS.	AVG.	LG	TD	W/L	SCORE
09/07	at Patriots	S	5	103	20.6	38	0	0	0	0.0	0	0	W	20-13
09/15	Chargers	P	5	38	7.6	9	0	0	0	0.0	0	0	L	9-20
09/21	at Commanders	P	4	38	9.5	18	0	0	0	0.0	0	0	L	24-41
09/28	Bears	P	5	46	9.2	19	0	0	0	0.0	0	0	L	24-25
10/05	at Colts		ON INACTIVE LIST										L	6-40
10/12	Titans		ON INACTIVE LIST										W	20-10
10/19	at Chiefs		ON INACTIVE LIST										L	0-31
11/02	Jaguars	S	12	127	10.6	27t	3	1	6	6.0	6	0	L	29-30+
11/06	at Broncos	P	1	31	31.0	31	0	1	-4	-4.0	-4	0	L	7-10
11/17	Cowboys	S	7	72	10.3	18	0	0	0	0.0	0	0	L	16-33
11/23	Browns	S	6	55	9.2	15	0	0	0	0.0	0	0	L	10-24
11/30	at Chargers	S	4	63	15.8	27	2	0	0	0.0	0	0	L	14-31
12/07	Broncos	S	4	46	11.5	15t	1	0	0	0.0	0	0	L	17-24
12/14	at Eagles	S	6	28	4.7	10	0	0	0	0.0	0	0	L	0-31
12/21	at Texans	S	5	33	6.6	13	1	0	0	0.0	0	0	L	21-23
12/28	Giants		INJURED RESERVE										L	10-34
01/04	Chiefs		INJURED RESERVE										W	14-12
2025 TOTALS		**12-8**	**64**	**680**	**10.6**	**38**	**7**	**2**	**2**	**1.0**	**6**	**0**	**3-14**	

+ - Overtime

BROCK BOWERS' 2024 GXG REGULAR-SEASON STATISTICS (RAIDERS)

			RECEIVING					RUSHING						
DATE	OPPONENT	P/S	NO.	YDS.	AVG.	LG	TD	NO.	YDS.	AVG.	LG	TD	W/L	SCORE
09/08	at Chargers	P	6	58	9.7	26	0	0	0	0.0	0	0	L	10-22
09/15	at Ravens	S	9	98	10.9	27	0	0	0	0.0	0	0	W	26-23
09/22	Panthers	S	3	41	13.7	21	0	0	0	0.0	0	0	L	22-36
09/29	Browns	S	2	19	9.5	13	0	1	12	12.0	12	0	W	20-16
10/06	at Broncos	S	8	97	12.1	57t	1	0	0	0.0	0	0	L	18-34
10/13	Steelers	S	9	71	7.9	18	0	0	0	0.0	0	0	L	13-32
10/20	at Rams	S	10	93	9.3	25	0	0	0	0.0	0	0	L	15-20
10/27	Chiefs	S	5	58	11.6	19	0	0	0	0.0	0	0	L	20-27
11/03	at Bengals	S	5	45	9.0	22t	1	0	0	0.0	0	0	L	24-41
11/17	at Dolphins	S	13	126	9.7	23t	1	1	-3	-3.0	-3	0	L	19-34
11/24	Broncos	S	4	38	9.5	13	0	0	0	0.0	0	0	L	19-29
11/29	at Chiefs	S	10	140	14.0	33t	1	1	2	2.0	2	0	L	17-19
12/08	at Buccaneers	S	3	49	16.3	25	0	1	3	3.0	3	0	L	13-28
12/16	Falcons	S	3	35	11.7	22	0	0	0	0.0	0	0	L	9-15
12/22	Jaguars	S	11	99	9.0	32	0	0	0	0.0	0	0	W	19-14
12/29	at Saints	S	7	77	11.0	17	0	1	-1	-1.0	-1	0	W	25-10
01/05	Chargers	S	4	50	12.5	21	1	0	0	0.0	0	0	L	20-34
2024 TOTALS		**17-16**	**112**	**1,194**	**10.7**	**57T**	**5**	**5**	**13**	**2.6**	**12**	**0**	**4-13**	



TRANSACTIONS: *Selected by San Francisco 49ers in the fourth round (134th overall) of the 2022 NFL Draft, April 30, 2022…Signed by Las Vegas Raiders as an unrestricted free agent, March 17, 2026.*

AT A GLANCE
- Has appeared in 56 games with 38 starts at both right and left guard during his four seasons with the 49ers (2022-25).
- In 2025, saw action in 11 games with nine starts at left guard and allowed just two sacks, tied for the second fewest on the team (min. 250 snaps).
- Played in 45 career games with 43 starts during four seasons at UTSA (2018-21).

CAREER: Veteran guard enters his fifth season in the NFL and first season with the Silver and Black after being selected by the 49ers in the fourth round (134th overall) of the 2022 NFL Draft…Has appeared in 56 games and made 38 starts during his career…In 2025, saw action in 11 games with nine starts at left guard and allowed just two sacks, tied for the second fewest on the team (min. 250 snaps)…In 2024, appeared in 15 games before being placed on the Reserve/Injured List…In 2023, saw action in 14 games with 13 starts at right guard and appeared in all three postseason games en route to San Francisco's appearance in Super Bowl LVIII…Part of the second best offense (398.4 avg.) and third best rushing offense (140.5 avg.)…As a rookie in 2022, started all 16 games he appeared in and also started all three postseason games…Helped allow zero sacks in five games, matching the most registered by the 49ers in a single season since 1980 (2000 – five games without a sack).

2026: (9/13) vs. Mia.: Started at left guard and was part of an offensive line that allowed zero sacks, the first game with no sacks allowed by the Raiders since Week 4 of 2025 (0 vs. Chi.)...**(9/20) at LAC:** Was part of a unit that posted 305 total yards on offense, including 248 passing yards and 57 rushing yards...**(9/27) vs. NO:** Was part of a unit that posted 340 total yards, including 113 yards rushing and 227 yards passing. 340 yards is also the most by the Raiders in a game since Week 4 of 2025 (357 vs. Chi.)...**(10/4) vs. KC:** Was part of a unit that recorded 437 total net yards, a season high for the offense and the most by the Raiders in a game since Week 17 of 2022 (500 vs. SF)...Finished with 365 total passing yards, the most in a game for the Raiders since Week 17 of 2022 (365 vs. SF)...Averaged 7.0 yards per pass play and are now averaging 6.7 yards per pass play in 2026, the ninth best mark in the NFL...Allowed zero sacks in the game, the second time this season allowing no sacks. They have now allowed five total sacks in 2026, tied for the second fewest in the NFL...The Raiders have a sack differential of +7 in 2026, the best mark in the NFL...**(10/11) at NE:** Was part of a unit that recorded 306 total net yard of offense, including 268 passing yards and 38 rushing yards...**(10/18) vs. Buf.:** Was part of a unit that recorded 378 total yards of offense, including 313 net passing yards and 65 rushing yards...**(10/25) vs. LAR:** Was part of a unit that posted 308 total passing yards in the game, their third game this season with 300+ passing yards, tied for the second most of such games in the NFL this season, trailing only the Rams (4). The Raiders are averaging 269.0 passing yards per game in 2026, the fourth most in the NFL...**(11/1) at NYJ:** Was part of an offensive unit that finished with 333 total yards of offense, including 238 passing yards and 95 rushing yards...The Raiders offense set a new season-high with 38 points, their most points scored in a game since Week 15 of 2023 (63 points vs. Chargers, 12/14/2023...**(11/8) at SF:** Was part of an offensive line that allowed zero sacks in the game, the fourth game this season surrendering zero sacks, tied for the most of such games in the NFL in 2026 (San Francisco & Atlanta)...**(11/15) vs. Sea.:** Was part of an offensive unit that converted on 7-of-17 (41.2%) of third down attempts in the game and they have now converted on 43.4% of third downs in 2026, the sixth best mark in the NFL...**(11/22) at Den.:** Was part of an offensive unit that finished with 370 total yards of offense, including a season-high 143 rushing yards and 227 passing yards. The Raiders have posted 300+ yards of offense in eight games this season, tied for the fifth most of such games in the NFL. The Raiders have gained at least 300 net yards eight times in their first 11 games of the season for the first time since 2022 (11 games).

2025 (with SF): Saw action in 11 games with nine starts at left guard and allowed just two sacks, tied for the second fewest on the team (min. 250 snaps)…His average time-to-pressure was 3.5 seconds, the best mark on the team and the sixth-best mark in the NFL among guards (min. 250 snaps)…Part of an offensive line that allowed just 34.0 sacks, tied for the sixth fewest in the NFL…Missed Weeks 3-8 while on Reserve/Injured List due to a knee injury…**(9/7) at Sea.:** Appeared on offense and special teams…**(9/14) at NO:** Appeared on special teams…**(11/2) at NYG:** Made first start of the season at left guard and was part of an offensive line that paved the way for QB Mac Jones to record 235 passing yards, two touchdowns and a 135.2 passer rating…Also helped the offense record 159 total rushing yards, including 106 yards from RB Christian McCaffrey…**(11/9) vs. LAR:** Started and was part of a unit that helped record 393 total net yards of offense, including 319 passing yards and 74 rushing yards…**(11/16) at Ari.:** Started and was part of an offensive line that allowed QB Brock Purdy to complete 19-of-26 passes (73.1%) for 200 yards, three touchdowns and a 133.5 passer rating…**(11/24) vs. Car.:** Started and helped pave the way for the offense to rush for 147 yards and one touchdown…**(11/30) at Cle.:** Started and was part of a unit that finished with 252 total yards of offense, including 168 passing yards and 91 rushing yards…**(12/14) vs. Ten.:** Started and was part of an offensive line that paved the way for Purdy to complete 23-of-30 (76.7%) passes for 295 yards, three touchdowns and a 140.3 passer rating, along with 138 total rushing yards…**(12/22) at Ind.:** Started and was part of a unit that finished with 440 total yards of offense, including 295 passing yards and 145 rushing yards…Helped Purdy throw for a career-high five touchdowns, the first 49ers quarterback to accomplish the feat since Joe Montana (six touchdown passes at Atl.; 10/14/90)…**(12/28) vs. Chi.:** Started and was part of an offense that recorded a season-high 496 total yards of offense, including 303

passing yards and a season-high 200 rushing yards (5.9 avg.)…**(1/3/26) vs. Sea.:** Started at left guard…**Postseason: (1/11/26) at Phi.:** Started and was part of an offensive line that only allowed one sack in Wild Card victory…**(1/17/26) at Sea.:** Started and was part of a unit that helped record 108 rushing yards on 27 attempts (4.0 avg.).

2024 (with SF): Appeared in 15 games before being placed on the Reserve/Injured List in Week 18 due to a calf injury…**(9/9) vs. NYJ:** Saw action on offense and special teams…**(9/15) at Min.:** Appeared on special teams…**(9/22) at LAR:** Played on special teams…**(9/29) vs. NE:** Appeared on offense and special teams…**(10/6) vs. Ari.:** Saw action on special teams…**(10/10) at Sea.:** Played on offense and special teams and helped allow zero sacks on 28 pass attempts by QB Brock Purdy…**(10/20) vs. KC:** Appeared on special teams…**(10/27) vs. Dal.:** Played on special teams…**(11/10) at TB:** Saw action on special teams…**(11/17) vs. Sea.:** Appeared on special teams…**(11/24) at GB:** Appeared on special teams…**(12/1) at Buf.:** Played on special teams…**(12/8) vs. Chi.:** Played a majority of the snaps at guard after G Ben Bartch left the game due to injury…Part of a unit that recorded 452 total yards of offense, including 325 passing yards and 131 rushing yards…**(12/12) vs. LAR:** Appeared on special teams…**(12/22) at Mia.:** Played on the offensive line in the absence of G Aaron Banks, who left the game due to injury, and helped Purdy throw for 313 yards, two touchdowns and a 95.1 passer rating…**(12/30) vs. Det.:** Inactive due to a calf injury.

2023 (with SF): Saw action in 14 games with 13 starts at right guard and appeared in all three postseason games on the way to San Francisco's appearance in Super Bowl LVIII…Part of the second best offense (398.4 avg.) and third best rushing offense (140.5 avg.)…Was part of a unit that scored 30+ points in nine of their 12 regular season victories…**(9/10) at Pit.:** Started and helped pave the way for RB Christian McCaffrey to rush 22 times for an individual season-high 152 yards (6.9 avg.), including a 65-yard touchdown run…**(9/17) at LAR:** Started and was part of a unit that finished with 365 total yards of offense, including another 100-yard rushing game from McCaffrey…**(9/21) vs. NYG:** Started and was past of an offensive line that helped pave the way for QB Brock Purdy to record 310 passing yards, two touchdowns and a 111.3 passer rating…**(10/1) vs. Ari.:** Started and was part of a unit that finished with 395 yards of offense, including 124 rushing yards and 283 passing yards from Purdy, who completed 20-of-21 (95.2%) and finished with a 134.6 passer rating…**(10/8) vs. Dal.:** Started and was part of an offense that scored 42 points and led the way for Purdy to complete 17-of-24 (71.0%) passes for 252 yards, four touchdowns and a 144.4 passer rating…**(10/15) at Cle.:** Started at right guard…**(10/23) at Min.:** Started and was part of an offense that converted 5-of-9 (55.6%) third downs…**(10/29) vs. Cin.:** Started and was part of an offense that finished with 460 total yards of offense, including 365 passing yards and 113 rushing yards…**(11/12) at Jax.:** Started and was part of a unit that recorded 437 total yards of offense, including 296 passing yards and 144 rushing yards…**(11/19) vs. TB:** Started and protected Purdy as he completed 21-of-25 (84.0%) passing yards for 333 yards, three touchdowns and a 158.3 passer rating…**(11/23) at Sea.:** Inactive due to a knee injury…**(12/3) at Phi.:** Started and was part of an offense that finished with 456 total yards of offense, including 314 passing yards and 146 rushing yards, while also converting 8-of-11 (72.7%) third downs…**(12/10) vs. Sea.:** Inactive…**(12/17) at Ari.:** Inactive…**(12/25) vs. Bal.:** Saw action on offense and special teams…**(12/31) at Was.:** Started and helped pave the way for Purdy to complete 22-of-28 (78.6%) passes for 230 yards, two touchdowns and a 124.7 passer rating…**(1/7/24) vs. LAR:** Started and was part of an offense that converted 5-of-10 (50.0%) third downs…**Postseason: (1/20/24) vs. GB:** Saw action on offense and special teams in the Divisional Round victory…**(1/28/24) vs. Det.:** Appeared on special teams in NFC Championship…**(2/11/24) at KC:** Played a majority of the snaps at guard and helped the offense complete 24-of-39 (61.5%) passes for 276 yards, two touchdowns and a 99.9 passer rating in Super Bowl LVIII.

2022 (with SF): As a rookie, started all 16 games he appeared in at right guard and also started all three postseason games…Helped allow zero sacks in five games, matching the most registered by the 49ers in a single season since 1980 (2000 – five games without a sack)…**(9/11) at Chi.:** Made first career start at right guard and was part of a unit that finished with 176 rushing yards on 37 attempts (4.8 avg.)…**(9/18) vs. Sea.:** Started and helped the offense record 189 rushing yards on 45 carries (4.2 avg.)…**(9/25) at Den.:** Started and was part of an offense that recorded 267 total yards of offense, including 211 passing yards and 88 rushing yards…**(10/3) vs. LAR:** Started and helped pave the way for QB Jimmy Garoppolo to complete 16-of-27 (59.3%) passes for 239 yards, one touchdown and a 100.7 passer rating…**(10/9) at Car.:** Started and led the way for RB Jeff Wilson to rush for 120 yards and one touchdown on 17 carries (7.1 avg.)…Also forced a fumble on special teams…**(10/16) at Atl.:** Started and was part of a unit that finished with 346 total yards of offense, including 296 passing yards and 50 rushing yards…**(10/23) vs. KC:** Started and helped the offense complete 25-of-37 (67.6%) passes for 369 yards, two touchdowns, two interceptions and a 84.4 passer rating…**(10/30) at LAR:** Started and was part of a unit that helped Garoppolo complete 21-of-25 (84.0%) passes for 235 yards, two touchdowns and a 132.5 passer rating…**(11/13) vs. LAC:** Started and helped pave the way for the offense to record 41 carries for 157 yards (3.8 avg.) and two touchdowns…**(11/21) at Ari.:** Started and was part of a unit that finished with 387 total yards of offense, including 228 passing yards and 159 rushing yards…**(11/27) vs. NO:** Started and helped Garoppolo complete 26-of-37 (70.3%) passes for 222 yards, one touchdown and a 94.7 passer rating…**(12/4) vs. Mia.:** Inactive due to an ankle injury…**(12/11) vs. TB:** Started and paved the way for the offense to rush for 209 yards and three touchdowns on 36 carries (5.8 avg.)…**(12/15) at Sea.:** Started and was part of a unit that recorded 381 total yards of offense, including 217 passing yards and 170 rushing yards…**(12/24) vs. Was.:** Started and was part of an offense that finished with 234 passing yards and 153 rushing yards…**(1/1/23) at LV:** Started and paved the way for McCaffrey to log 19 carries for 121 yards (6.4 avg.) and one touchdown…**(1/8/23) vs. Ari.:** Started and helped the offense finish with 169 rushing yards on 37 attempts (4.6 avg.)…**Postseason: (1/14/23) vs. Sea.:** Started and led the way for Purdy to complete 18-of-30 (60.0%) passes for 332 yards, three touchdowns and a 131.5 passer rating…**(1/22/23) vs. Dal.:** Started and helped the offense convert 7-of-14 (50.0%) third downs in Divisional Round…**(1/29/23) at Phi.:** Started and saw action on offense in NFC Championship.

COLLEGE: Appeared in 45 games with 43 starts in four years (2018-21) at Texas-San Antonio…As a senior in 2021, started all 12 games and helped pave the way for school records in total yards (6,146), passing yards (3,577) and points scored (516)…As a junior in 2020, was named Second-Team All-Conference USA after appearing in 11 games with 10 starts and helping block for a program-best 2,585 rushing yards…Appeared in all 12 games with 11 starts as a sophomore in 2019 and was named All-Conference USA Honorable Mention…As a freshman in 2018, started all 10 games he appeared in.

PERSONAL: Attended Wagner High School in San Antonio, Texas, where he earned first-team all-area and all-district

accolades…Selected to compete in the Blue-Grey All-American Bowl in December at AT&T Stadium in Arlington, Texas…Played in the San Antonio Sports All-Star game in January at the Alamodome…Earned first-team All-District 27-6A honors on the offensive line as a junior.

ADDITIONAL STATISTICS: Special teams tackles – 1 in 2022. NFL Totals: 1.

SPENCER BURFORD'S NFL REGULAR SEASON STATISTICS

DATE	TEAM	GP	GS
2022	49ers	16	16
2023	49ers	14	13
2024	49ers	15	0
2025	49ers	11	9
2026	Raiders	11	11
NFL TOTALS		**67**	**49**

SPENCER BURFORD'S NFL POSTSEASON STATISTICS

DATE	TEAM	GP	GS
2022	49ers	3	3
2023	49ers	3	0
2025	49ers	2	2
NFL TOTALS		**8**	**5**

SPENCER BURFORD'S 2026 GXG REGULAR-SEASON STATISTICS (RAIDERS)

DATE	OPPONENT	P/S		W/L	SCORE
09/13	Dolphins	S		W	27-13
09/20	at Chargers	S		W	26-14
09/27	at Saints	S		W	35-27
10/04	Chiefs	S		L	27-30
10/11	at Patriots	S		L	17-45
10/18	Bills	S		L	30-33
10/25	Rams	S		L	21-35
11/01	at Jets	S		W	38-33
11/08	at 49ers	S		L	17-38
11/15	Seahawks	S		L	13-21
11/22	at Broncos	S		L	24-38
2026 TOTALS		**11-11**		**4-7**	

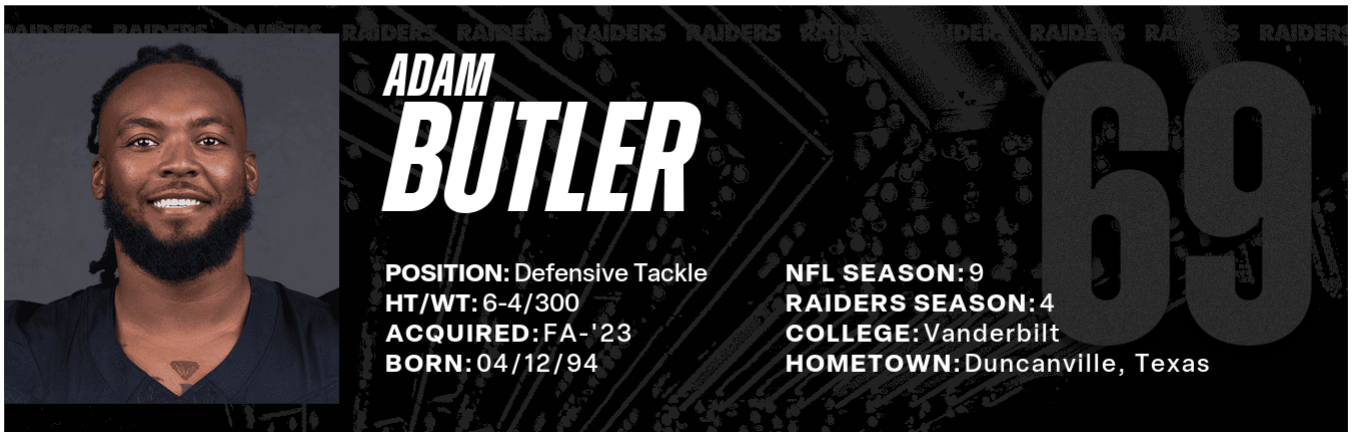

TRANSACTIONS: *Signed by New England Patriots as an undrafted free agent, May 5, 2017…Signed by Miami Dolphins as an unrestricted free agent, March 19, 2021…Released by Dolphins, Aug. 2, 2022…Signed by Las Vegas Raiders as a Reserve/future free agent, Jan. 27, 2023…Re-signed by Raiders as an unrestricted free agent, March 18, 2024.*

AT A GLANCE
- Has played in 129 career games with 44 starts and totaled 256 tackles (135 solo), 28.0 sacks, 41tackles for loss, three forced fumbles and 18 passes defensed.
- Finished third on the team in sacks (5.0) while adding eight tackles for loss, one forced fumble, two passes defensed and a career-high 65 tackles (36) in 2024.
- Appeared in seven career postseason games with New England and won Super Bowl LIII.

CAREER: Veteran defensive tackle enters his fourth season with the Raiders and his ninth season in the NFL…Originally entered the NFL as an undrafted free agent with the New England Patriots and spent four seasons with the club from 2017-20...In 2025, started all 15 games he appeared in and recorded 50 tackles (20 solo), three tackles for loss, 1.0 sack and one fumble recovery…In 2024, played in 17 games with 16 starts and totaled a career-high 65 tackles (36 solo), 5.0 sacks, eight tackles for loss, one forced fumble and two passes defensed…In 2023, totaled 28 tackles (16), 5.0 sacks, four passes defensed, eight tackles for loss and one forced fumble…In 2021, played in 17 games with one start and recorded 17 tackles (nine), two sacks and two passes defensed…Played in 15 games with four starts in 2020 and registered a career-high 34 tackles (18), six tackles for loss, four sacks and two passes defensed…In 2019, played in 16 games with two starts and registered 26 tackles (17), six sacks and five passes defensed...In 2018, appeared in 16 games and recorded 17 tackles (eight), three sacks, two passes defensed and one forced fumble...Played in 16 games with six starts in 2017 and totaled 19 tackles (11) and two sacks… Has played in 129 career games with 44 starts and totaled 256 tackles (135 solo), 28.0 sacks, 41tackles for loss, three forced fumbles and 18 passes defensed.

2026: (9/13) vs. Mia.: Finished with one assisted tackle...**(9/20) at LAC:** Posted one assisted tackle...**(9/27) at NO:** Recorded three assisted tackles and one fumble recovery...**(10/4) vs. KC:** Finished with four tackles (one), 0.5 sacks, one tackle for loss and one quarterback hit...**(10/11) at NE:** Finished with three tackles and one forced fumble, reaching the fourth forced fumble of his career since 2024...**(10/18) vs. Buf.:** Posted one assisted tackle...**(10/25) vs. LAR:** Recorded five tackles (one) and one quarterback hit...**(11/1) at NYJ:** Finished with one assisted tackle...**(11/8) at SF:** Posted one assisted tackle...**(11/15) vs. Sea.:** Recorded one assisted tackle...**(11/22) at Den.:** Played on defense.

2025: Started all 15 games he appeared in and recorded 50 tackles (20 solo), three tackles for loss, 1.0 sack and one fumble recovery… **(9/7) at NE:** Finished with three tackles...**(9/15) vs. LAC:** Recorded three tackles and one fumble recovery...**(9/21) at Was.:** Logged five tackles (four)...**(9/28) vs. Chi.:** Posted two tackles (one)...**(10/5) at Ind.:** Recorded three tackles and one quarterback hit...**(10/12) vs. Ten.:** Finished with three tackles (one)...**(10/19) at KC:** Active but did not play...**(11/2) vs. Jax.:** Posted five tackles (four), two tackles for loss, and one quarterback hit...**(11/6) at Den.:** Compiled two tackles, 1.0 sack, one tackle for loss and one quarterback hit...**(11/17) vs. Dal.:** Posted five tackles (one)...**(11/23) vs. Cle.:** Logged two tackles and one quarterback hit...**(11/30) at LAC:** Finished with six tackles (one)...**(12/7) vs. Den.:** Recorded three tackles...**(12/14) at Phi.:** Registered five tackles (three)...**(12/21) at Hou.:** Finished with two tackles...**(12/28) vs. NYG:** Recorded one tackle before exiting the game with a bicep injury...**(1/4/26) vs. KC:** Inactive.

2024: Played in 17 games with 16 starts and totaled a career-high 65 tackles (36 solo), 5.0 sacks, eight tackles for loss, one forced fumble and two passes defensed…**(9/8) at LAC:** Recorded four tackles (three)...**(9/15) at Bal.:** Posted two tackles...**(9/22) vs. Car.:** Recorded three tackles (one)...**(9/29) vs. Cle.:** Registered six tackles (four) and one tackle for loss...**(10/6) at Den.:** Posted two tackles...**(10/13) vs. Pit.:** Recorded five tackles (three)...**(10/20) at LAR:** Logged six tackles (four)...**(10/27) vs. KC:** Posted three tackles (one)...**(11/3) at Cin.:** Made two tackles (one)...**(11/17) at Mia.:** Totaled five tackles (two), 1.0 sack and two tackles for loss...**(11/24) vs. Den.:** Recorded two tackles and one tackle for loss...**(12/8) at TB:** Compiled four tackles (two), 1.0 sack and one tackle for loss...**(12/16) vs. Atl.:** Registered six tackles (three), 1.0 sack, one tackle for loss and one pass defensed...**(12/22) vs. Jac.:** Saw action on defense...**(12/29) at NO:** Recorded four tackles (one), 0.5 sacks and one forced fumble...**(1/5/25) vs LAC:** Totaled four tackles (three), 1.0 sack and one tackle for loss.

2023: Appeared in 17 games and registered 28 tackles (16 solo), 5.0 sacks, eight tackles for loss, four passes defensed and one forced fumble… **(9/10) at Den.:** Saw action on both defense and special teams...**(9/17) at Buf.:** Recorded two tackles...**(9/24) vs. Pit.:** Posted one tackle...**(10/1) at LAC:** Totaled three tackles (two), one quarterback hit, and one tackle for loss...**(10/9) vs. GB:** Recorded two tackles (one)...**(10/15) vs. NE:** Tallied two tackles, one sack and one tackle for loss...**(10/22) at Chi.:** Registered one pass defensed...**(10/30) at Det.:** Compiled three tackles (one), one tackle for loss, one quarterback hit, and one pass defensed...**(11/5) vs. NYG:** Totaled two tackles (one), 1.0 sack, one tackle for loss and one quarterback hit...**(11/12) vs. NYJ:** Posted three tackles (two), one tackle for loss and one pass defensed...**(11/19) at Mia.:** Played on defense and special teams...**(11/26) vs. KC:** Recorded one tackle...**(12/10) vs. Min.:** Notched two quarterback hits...**(12/14) vs. LAC:** Posted four tackles (one) and one tackle for loss...**(12/25) at KC:** Recorded two tackles, 1.0 sack, one quarterback hit and one forced fumble...**(12/31) at Ind.:** Finished with

two tackles, 1.0 sack, one quarterback hit and one tackle for loss...**(1/7/24) vs. Den.:** Totaled two tackles (one), 1.0 sack, one tackle for loss, one quarterback hit and one pass defensed.

2021 (with Mia.): Appeared in 17 games with one start and recorded 17 tackles (nine), two sacks and two passes defensed…**(9/12) at NE:** Posted two tackles (one)…**(9/19) vs. Buf.:** Made his only start of the season on the defensive line and recorded one tackle…**(9/26) at LV:** Notched one tackle…**(10/17) at Jac.:** Made one tackle…**(10/31) at Buf.:** Finished with a season-high four tackles (two)…**(11/7) vs. Hou.:** Totaled two tackles and two passes defensed…**(11/11) vs. Bal.:** Recorded two tackles and one sack…Brought down QB Lamar Jackson for a loss of five yards in the third quarter…**(11/21) at NYJ:** Posted one tackle…**(11/28) vs. Car.:** Recorded one pass defensed…**(12/5) vs. NYG:** Registered two tackles and one sack…Sacked QB Mike Glennon for a loss of eight yards in the fourth quarter…**(1/2/22) at Ten.:** Logged one tackle…

2020 (with NE): Played in 15 games with four starts and registered 34 tackles (18 solo), six tackles for loss, four sacks and two passes defensed…**(9/13) vs. Mia.:** Recorded three tackles (two)…**(9/20) at Sea.:** Posted two tackles (one)…**(9/27) vs. LV:** Totaled three tackles (one) and one tackle for loss…**(10/5) at KC:** Recorded one tackle…**(10/18) vs. Den.:** Made first start of the season…**(10/25) vs. SF:** Appeared in a reserve role on the defensive line…**(11/1) at Buf.:** Posted one tackle…**(11/15) vs. Bal.:** Registered three tackles (two)…**(11/29) vs. Ari.:** Started at defensive tackle and tallied a career-high five tackles (two)…Added one sack and one pass defensed…**(12/6) at LAC:** Recorded three tackles and sacked QB Justin Herbert for a nine-yard loss...Also registered one pass defensed…**(12/10) at LAR:** Posted three tackles (one)…**(12/20) at Mia.:** Recorded four tackles (two)…Sacked QB Tua Tagovailoa for a three-yard loss…**(12/28) vs. Buf.:** Started on the defensive line and made two tackles…**(1/3/21) vs. NYJ:** Posted four total tackles and a 10-yard sack of Jets QB Sam Darnold in the third quarter.

2019 (with NE): Played in 16 with two starts and posted 26 tackles (17 solo), a career-high six sacks and five passes defensed as part of a team that finished No. 1 in the NFL in total defense (275.9 yards per game) and scoring (14.1 points allowed per game)…His six sacks were third most on the team…**(9/15) at Mia.:** Totaled four tackles (three), two sacks and one pass defensed…Marked his first career multi-sack game…**(9/22) vs. NYJ:** Posted three tackles…**(9/29) at Buf.:** Tallied two tackles, one tackle for loss and one pass defensed…**(10/6) at Was.:** Recorded two tackles (one)…**(10/27) vs. Cle.:** Registered his second career multi-sack game…Finished with four tackles (two), two sacks and two tackles for loss…**(11/3) at Bal.:** Registered one pass defensed…**(11/17) at Phi.:** Tallied one tackle, one sack and one pass defensed…Sacked QB Carson Wentz for a loss of three yards in the second quarter…**(12/8) vs. KC:** Tied a season-high with four tackles, including one tackle for loss…**(12/15) at Cin.:** Finished with three tackles (two) and one pass defensed…**(12/21) vs. Buf.:** Registered two tackles (one) and 0.5 sacks…**(12/29) vs. Mia.:** Recorded one tackle for loss…**Postseason: (1/4/20) vs. Ten.:** Totaled three tackles and added one pass defensed in the AFC Wild Card.

2018 (with NE): Appeared in 16 games and recorded 17 tackles (eight solo), three sacks, one forced fumble and two passes defensed…**(9/9) vs. Hou.:** Posted a season-high five tackles (one)…**(9/16) at Jac.:** Notched one tackle…**(9/30) vs. Mia.:** Recorded two tackles, one sack and one pass defensed…Brought down QB Ryan Tannehill for a loss of nine yards in the third quarter…**(10/4) vs. Ind.:** Posted one tackle for loss…**(12/2) vs. Min.:** Tallied one tackle and one sack, taking down QB Kirk Cousins for a loss of eight yards in the first quarter…**(12/21) vs. Buf.:** Recorded two tackles and 0.5 sacks…**(12/30) vs. NYJ:** Compiled one tackle, one sack and one forced fumble…Strip-sacked Darnold in the third quarter and the fumble was recovered by LB Kyle Van Noy and returned 46 yards for a TD…**Postseason: (1/13/19) vs. LAC:** Logged one tackle…**(1/20/19) at KC:** Saw action on defense in the AFC Championship…**(2/3/19) vs. LAR:** Played in Super Bowl LIII.

2017 (with NE): Played in 16 games with six starts and totaled 19 tackles (11 solo) and two sacks…**(9/7) vs. KC:** Made his NFL debut and recorded one tackle…**(9/17) at NO:** Made his first career start at defensive tackle…**(9/24) vs. Hou.:** Posted three tackles (one)…**(10/5) at TB:** Recorded two tackles(one)**(10/15) at NYJ:** Notched one tackle…**(10/22) vs. Atl.:** Recorded three tackles (two) while adding the firs sack of his career by taking down QB Matt Ryan for a loss of 10 yards in the second quarter…**(10/29) vs. LAC:** Posted two tackles (one)…**(11/12) at Den.:** Recorded three tackles (two)…**(12/3) at Buf.:** Logged two tackles (one)…**(12/11) at Mia.:** Posted two tackles (one) and one sack…Brought down QB Jay Cutler for a loss of 10 yards in the third quarter…**Postseason: (1/13/18) vs. Ten.:** Sacked QB Marcus Mariota for a loss of five yards in the third quarter…Added one tackle…**(1/21/18) vs. Jac.:** Totaled one tackle and one sack, bringing down QB Blake Bortles for a loss of six yards…**(2/4/18) vs. Phi.:** Posted one tackle in Super Bowl LII.

COLLEGE: A four-year starter at Vanderbilt from 2013-16…Played in 47 games with 34 starts…As a senior in 2016, started all 13 games and recorded 31 tackles (18 solo), four sacks and one pass defensed…Played in all 12 games as a junior in 2015 and posted 18 tackles (12) and three sacks…As a sophomore in 2014, played in 12 games with nine starts and totaled 35 tackles (16), 2.5 sacks, three passes defensed and one fumble recovery returned for a TD…Also blocked one kick…As a redshirt freshman in 2013, switched from offensive line to defensive line in the spring…Appeared in 12 games with six starts and registered 25 tackles (16), two passes defensed, one forced fumble and one fumble recovery…Added two blocked kicks…Redshirted in 2012.

PERSONAL: Attended Duncanville (Texas) High School…Played left tackle and defensive end…A two-time first team 5A All-District selection…Helped team to District titles and 5A playoff appearances as a junior and senior…As a senior, blocked eight field goal attempts...Also lettered in track and field as a thrower.

SINGLE-GAME HIGHS: TACKLES: Total – 6, five times; last: 11/30/25 at LAC. Solo – 4, five times; last: 11/2/25 vs. Jax. Sacks – 2, two times, last: 10/27/19 vs. Cle. Passes Defensed – 2, 11/7/21 vs. Hou. Forced Fumbles – 1, three times; last: 12/29/24 at NO.

ADAM BUTLER'S NFL REGULAR SEASON DEFENSIVE STATISTICS

				TACKLES								INTERCEPTIONS					O. FUMB				ST					MISC	
DATE	TEAM	GP	GS	TK	S	A	TFL	YDS	SK	YDS	QBH	NO	YDS	LG	TD	PD	FF	FR	TD	YDS	TK	S	A	FF	FR	S	A
2017	Patriots	16	6	19	11	8	2	20	2.0	20.0	2	0	0	0	0	0	0	0	0	0	0	0	0	0	0	0	0
2018	Patriots	16	0	17	8	9	4	24	3.0	22.0	4	0	0	0	0	2	1	0	0	0	0	0	0	0	0	0	0
2019	Patriots	16	2	26	17	9	8	27	6.0	35.5	9	0	0	0	0	5	0	0	0	0	0	0	0	0	0	0	0
2020	Patriots	15	4	34	18	16	6	32	4.0	31.0	7	0	0	0	0	2	0	0	0	0	0	0	0	0	0	0	0
2021	Dolphins	17	1	17	9	8	2	13	2.0	13.0	5	0	0	0	0	3	0	0	0	0	0	0	0	0	0	0	0
2022	Dolphins	0	0	0	0	0	0	0	0.0	0.0	0	0	0	0	0	0	0	0	0	0	0	0	0	0	0	0	0
2023	Raiders	17	0	28	16	12	8	35	5.0	38.0	9	0	0	0	0	4	1	0	0	0	0	0	0	0	0	0	0
2024	Raiders	17	16	65	36	29	8	42	5.0	41.5	10	0	0	0	0	2	1	0	0	0	0	0	0	0	0	0	0
2025	Raiders	15	15	50	20	30	3	11	1.0	9.0	5	0	0	0	0	0	0	1	0	0	0	0	0	0	0	0	0
2026	Raiders	11	7	21	4	17	1	1	0.5	4.0	2	0	0	0	0	0	1	1	0	0	0	0	0	0	0	0	0
NFL TOTALS		**140**	**51**	**277**	**139**	**138**	**42**	**205**	**28.5**	**214.0**	**53**	**0**	**0**	**0**	**0**	**18**	**4**	**2**	**0**	**0**	**0**	**0**	**0**	**0**	**0**	**0**	**0**

ADAM BUTLER'S NFL POSTSEASON DEFENSIVE STATISTICS

				TACKLES								INTERCEPTIONS					O. FUMB				ST					MISC	
DATE	TEAM	GP	GS	TK	S	A	TFL	YDS	SK	YDS	QBH	NO	YDS	LG	TD	PD	FF	FR	TD	YDS	TK	S	A	FF	FR	S	A
2017	Patriots	3	0	3	3	0	3	11	2.0	11.0	2	0	0	0	0	0	0	0	0	0	0	0	0	0	0	0	0
2018	Patriots	3	0	1	0	1	0	0	0.0	0.0	2	0	0	0	0	0	0	0	0	0	0	0	0	0	0	0	0
2019	Patriots	1	0	3	2	1	0	0	0.0	0.0	0	0	0	0	0	1	0	0	0	0	0	0	0	0	0	0	0
NFL TOTALS		**7**	**0**	**7**	**5**	**2**	**3**	**11**	**2.0**	**11.0**	**4**	**0**	**0**	**0**	**0**	**1**	**0**	**0**	**0**	**0**	**0**	**0**	**0**	**0**	**0**	**0**	**0**

ADAM BUTLER'S 2026 GXG REGULAR-SEASON STATISTICS (RAIDERS)

			TACKLES								INTERCEPTIONS					O. FUMB				ST					MISC			
DATE	OPPONENT	P/S	TK	S	A	SK	YDS	TFL	YDS	QBH	NO	YDS	LG	TD	PD	FF	FR	TD	YDS	TK	S	A	FF	FR	S	A	W/L	SCORE
09/13	Dolphins	P	1	0	1	0.0	0.0	0	0	0	0	0	0	0	0	0	0	0	0	0	0	0	0	0	0	0	W	27-13
09/20	at Chargers	S	1	0	1	0.0	0.0	0	0	0	0	0	0	0	0	0	0	0	0	0	0	0	0	0	0	0	W	26-14
09/27	at Saints	P	3	0	3	0.0	0.0	0	0	0	0	0	0	0	0	0	1	0	0	0	0	0	0	0	0	0	W	35-27
10/04	Chiefs	P	4	1	3	0.5	4.0	1	1	1	0	0	0	0	0	0	0	0	0	0	0	0	0	0	0	0	L	27-30
10/11	at Patriots	P	3	2	1	0.0	0.0	0	0	0	0	0	0	0	0	1	0	0	0	0	0	0	0	0	0	0	L	17-45
10/18	Bills	S	1	0	1	0.0	0.0	0	0	0	0	0	0	0	0	0	0	0	0	0	0	0	0	0	0	0	L	30-33
10/25	Rams	S	5	1	4	0.0	0.0	0	0	1	0	0	0	0	0	0	0	0	0	0	0	0	0	0	0	0	L	21-35
11/01	at Jets	S	1	0	1	0.0	0.0	0	0	0	0	0	0	0	0	0	0	0	0	0	0	0	0	0	0	0	W	38-33
11/08	at 49ers	S	1	0	1	0.0	0.0	0	0	0	0	0	0	0	0	0	0	0	0	0	0	0	0	0	0	0	L	17-38
11/15	Seahawks	S	1	0	1	0.0	0.0	0	0	0	0	0	0	0	0	0	0	0	0	0	0	0	0	0	0	0	L	13-21
11/22	at Broncos	S	0	0	0	0.0	0.0	0	0	0	0	0	0	0	0	0	0	0	0	0	0	0	0	0	0	0	L	24-38
2026 TOTALS		**11-7**	**21**	**4**	**17**	**0.5**	**4.0**	**1**	**1**	**2**	**0**	**0**	**0**	**0**	**0**	**1**	**1**	**0**	**0**	**0**	**0**	**0**	**0**	**0**	**0**	**0**	**4-7**	

ADAM BUTLER'S 2025 GXG REGULAR-SEASON STATISTICS (RAIDERS)

			TACKLES								INTERCEPTIONS					O. FUMB				ST					MISC			
DATE	OPPONENT	P/S	TK	S	A	SK	YDS	TFL	YDS	QBH	NO	YDS	LG	TD	PD	FF	FR	TD	YDS	TK	S	A	FF	FR	S	A	W/L	SCORE
09/07	at Patriots	S	3	0	3	0.0	0.0	0	0	1	0	0	0	0	0	0	0	0	0	0	0	0	0	0	0	0	W	20-13
09/15	Chargers	S	3	0	3	0.0	0.0	0	0	0	0	0	0	0	0	0	1	0	0	0	0	0	0	0	0	0	L	9-20
09/21	at Commanders	S	5	4	1	0.0	0.0	0	0	0	0	0	0	0	0	0	0	0	0	0	0	0	0	0	0	0	L	24-41
09/28	Bears	S	2	1	1	0.0	0.0	0	0	0	0	0	0	0	0	0	0	0	0	0	0	0	0	0	0	0	L	24-25
10/05	at Colts	S	3	3	0	0.0	0.0	0	0	1	0	0	0	0	0	0	0	0	0	0	0	0	0	0	0	0	L	6-40
10/12	Titans	S	3	1	2	0.0	0.0	0	0	0	0	0	0	0	0	0	0	0	0	0	0	0	0	0	0	0	W	20-10
10/19	at Chiefs		DID NOT PLAY (NON-INJURY)																								L	0-31
11/02	Jaguars	S	5	4	1	0.0	0.0	2	2	1	0	0	0	0	0	0	0	0	0	0	0	0	0	0	0	0	L	29-30+
11/06	at Broncos	S	2	2	0	1.0	9.0	1	9	1	0	0	0	0	0	0	0	0	0	0	0	0	0	0	0	0	L	7-10
11/17	Cowboys	S	5	1	4	0.0	0.0	0	0	0	0	0	0	0	0	0	0	0	0	0	0	0	0	0	0	0	L	16-33
11/23	Browns	S	2	0	2	0.0	0.0	0	0	1	0	0	0	0	0	0	0	0	0	0	0	0	0	0	0	0	L	10-24
11/30	at Chargers	S	6	1	5	0.0	0.0	0	0	0	0	0	0	0	0	0	0	0	0	0	0	0	0	0	0	0	L	14-31
12/07	Broncos	S	3	0	3	0.0	0.0	0	0	0	0	0	0	0	0	0	0	0	0	0	0	0	0	0	0	0	L	17-24
12/14	at Eagles	S	5	3	2	0.0	0.0	0	0	0	0	0	0	0	0	0	0	0	0	0	0	0	0	0	0	0	L	0-31
12/21	at Texans	S	2	0	2	0.0	0.0	0	0	0	0	0	0	0	0	0	0	0	0	0	0	0	0	0	0	0	L	21-23
12/28	Giants	S	1	0	1	0.0	0.0	0	0	0	0	0	0	0	0	0	0	0	0	0	0	0	0	0	0	0	L	10-34
01/04	Chiefs		ON INACTIVE LIST																								W	14-12
2025 TOTALS		**15-15**	**50**	**20**	**30**	**1.0**	**9.0**	**3**	**11**	**5**	**0**	**0**	**0**	**0**	**0**	**0**	**1**	**0**	**0**	**0**	**0**	**0**	**0**	**0**	**0**	**0**	**3-14**	

+ - Overtime

ADAM BUTLER'S 2024 GXG REGULAR-SEASON STATISTICS (RAIDERS)

			TACKLES								INTERCEPTIONS					O. FUMB				ST					MISC			
DATE	OPPONENT	P/S	TK	S	A	SK	YDS	TFL	YDS	QBH	NO	YDS	LG	TD	PD	FF	FR	TD	YDS	TK	S	A	FF	FR	S	A	W/L	SCORE
09/08	at Chargers	S	4	3	1	0.0	0.0	0	0	1	0	0	0	0	0	0	0	0	0	0	0	0	0	0	0	0	L	10-22
09/15	at Ravens	S	2	2	0	0.0	0.0	0	0	0	0	0	0	0	0	0	0	0	0	0	0	0	0	0	0	0	W	26-23
09/22	Panthers	P	3	1	2	0.0	0.0	0	0	0	0	0	0	0	0	0	0	0	0	0	0	0	0	0	0	0	L	22-36
09/29	Browns	S	6	4	2	0.0	0.0	1	3	1	0	0	0	0	1	0	0	0	0	0	0	0	0	0	0	0	W	20-16
10/06	at Broncos	S	2	2	0	0.0	0.0	0	0	0	0	0	0	0	0	0	0	0	0	0	0	0	0	0	0	0	L	18-34
10/13	Steelers	S	5	3	2	0.0	0.0	0	0	0	0	0	0	0	0	0	0	0	0	0	0	0	0	0	0	0	L	13-32
10/20	at Rams	S	6	4	2	0.0	0.0	0	0	0	0	0	0	0	0	0	0	0	0	0	0	0	0	0	0	0	L	15-20
10/27	Chiefs	S	4	1	3	0.0	0.0	0	0	0	0	0	0	0	0	0	0	0	0	0	0	0	0	0	0	0	L	20-27
11/03	at Bengals	S	2	1	1	0.0	0.0	0	0	1	0	0	0	0	0	0	0	0	0	0	0	0	0	0	0	0	L	24-41
11/17	at Dolphins	S	5	2	3	1.0	8.0	2	10	1	0	0	0	0	0	0	0	0	0	0	0	0	0	0	0	0	L	19-34
11/24	Broncos	S	2	2	0	0.0	0.0	1	2	0	0	0	0	0	0	0	0	0	0	0	0	0	0	0	0	0	L	19-29
11/29	at Chiefs	S	6	2	4	0.5	2.5	1	1	1	0	0	0	0	0	0	0	0	0	0	0	0	0	0	0	0	L	17-19
12/08	at Buccaneers	S	4	2	2	1.0	8.0	1	8	2	0	0	0	0	0	0	0	0	0	0	0	0	0	0	0	0	L	13-28
12/16	Falcons	S	6	3	3	1.0	8.0	1	8	1	0	0	0	0	1	0	0	0	0	0	0	0	0	0	0	0	L	9-15
12/22	Jaguars	S	0	0	0	0.0	0.0	0	0	0	0	0	0	0	0	0	0	0	0	0	0	0	0	0	0	0	W	19-14
12/29	at Saints	S	4	1	3	0.5	5.0	0	0	1	0	0	0	0	0	1	0	0	0	0	0	0	0	0	0	0	W	25-10
01/05	Chargers	S	4	3	1	1.0	10.0	1	10	1	0	0	0	0	0	0	0	0	0	0	0	0	0	0	0	0	L	20-34
2024 TOTALS		**17-16**	**65**	**36**	**29**	**5.0**	**41.5**	**8**	**42**	**10**	**0**	**0**	**0**	**0**	**2**	**1**	**0**	**0**	**0**	**0**	**0**	**0**	**0**	**0**	**0**	**0**	**4-13**	

ADAM BUTLER'S 2023 GXG REGULAR-SEASON STATISTICS (RAIDERS)

			TACKLES								INTERCEPTIONS					O. FUMB				ST					MISC			
DATE	OPPONENT	P/S	TK	S	A	SK	YDS	TFL	YDS	QBH	NO	YDS	LG	TD	PD	FF	FR	TD	YDS	TK	S	A	FF	FR	S	A	W/L	SCORE
09/10	at Broncos	P	0	0	0	0.0	0.0	0	0	0	0	0	0	0	0	0	0	0	0	0	0	0	0	0	0	0	W	17-16
09/17	at Bills	P	1	0	1	0.0	0.0	0	0	0	0	0	0	0	0	0	0	0	0	0	0	0	0	0	0	0	L	10-38
09/24	Steelers	P	1	0	1	0.0	0.0	0	0	0	0	0	0	0	0	0	0	0	0	0	0	0	0	0	0	0	L	18-23
10/01	at Chargers	P	3	2	1	0.0	0.0	1	1	1	0	0	0	0	0	0	0	0	0	0	0	0	0	0	0	0	L	17-24
10/09	Packers	P	2	1	1	0.0	0.0	0	0	0	0	0	0	0	0	0	0	0	0	0	0	0	0	0	0	0	W	17-13
10/15	Patriots	P	2	2	0	1.0	11.0	1	11	1	0	0	0	0	0	0	0	0	0	0	0	0	0	0	0	0	W	21-17
10/22	at Bears	P	0	0	0	0.0	0.0	0	0	0	0	0	0	0	1	0	0	0	0	0	0	0	0	0	0	0	L	12-30
10/30	at Lions	P	3	1	2	0.0	0.0	1	2	1	0	0	0	0	1	0	0	0	0	0	0	0	0	0	0	0	L	14-26
11/05	Giants	P	2	1	1	1.0	2.0	1	2	1	0	0	0	0	0	0	0	0	0	0	0	0	0	0	0	0	W	30-6
11/12	Jets	P	3	2	1	0.0	0.0	1	0	0	0	0	0	0	1	0	0	0	0	0	0	0	0	0	0	0	W	16-12
11/19	at Dolphins	P	0	0	0	0.0	0.0	0	0	0	0	0	0	0	0	0	0	0	0	0	0	0	0	0	0	0	L	13-20
11/26	Chiefs	P	1	1	0	0.0	0.0	0	0	0	0	0	0	0	0	0	0	0	0	0	0	0	0	0	0	0	L	17-31
12/10	Vikings	P	0	0	0	0.0	0.0	0	0	2	0	0	0	0	0	0	0	0	0	0	0	0	0	0	0	0	L	0-3
12/14	Chargers	P	4	1	3	0.0	0.0	1	3	0	0	0	0	0	0	0	0	0	0	0	0	0	0	0	0	0	W	63-21
12/25	at Chiefs	P	2	2	0	1.0	9.0	0	0	1	0	0	0	0	0	1	0	0	0	0	0	0	0	0	0	0	W	20-14
12/31	at Colts	P	2	2	0	1.0	9.0	1	9	1	0	0	0	0	0	0	0	0	0	0	0	0	0	0	0	0	L	20-23
01/07	Broncos	P	2	1	1	1.0	7.0	1	7	1	0	0	0	0	1	0	0	0	0	0	0	0	0	0	0	0	W	27-14
2023 TOTALS		**17-0**	**28**	**16**	**12**	**5.0**	**38.0**	**8**	**35**	**9**	**0**	**0**	**0**	**0**	**4**	**1**	**0**	**0**	**0**	**0**	**0**	**0**	**0**	**0**	**0**	**0**	**8-9**	

ADAM BUTLER'S 2021 GXG REGULAR-SEASON STATISTICS (DOLPHINS)

			TACKLES								INTERCEPTIONS					O. FUMB				ST					MISC			
DATE	OPPONENT	P/S	TK	S	A	SK	YDS	TFL	YDS	QBH	NO	YDS	LG	TD	PD	FF	FR	TD	YDS	TK	S	A	FF	FR	S	A	W/L	SCORE
09/12	at Patriots	P	2	1	1	0.0	0.0	0	0	0	0	0	0	0	0	0	0	0	0	0	0	0	0	0	0	0	W	17-16
09/19	Bills	S	1	0	1	0.0	0.0	0	0	0	0	0	0	0	0	0	0	0	0	0	0	0	0	0	0	0	L	0-35
09/26	at Raiders	P	1	0	1	0.0	0.0	0	0	0	0	0	0	0	0	0	0	0	0	0	0	0	0	0	0	0	L	28-31+
10/03	Colts	P	0	0	0	0.0	0.0	0	0	1	0	0	0	0	0	0	0	0	0	0	0	0	0	0	0	0	L	17-27
10/10	at Buccaneers	P	0	0	0	0.0	0.0	0	0	1	0	0	0	0	0	0	0	0	0	0	0	0	0	0	0	0	L	17-45
10/17	at Jaguars	P	1	0	1	0.0	0.0	0	0	1	0	0	0	0	0	0	0	0	0	0	0	0	0	0	0	0	L	20-23
10/24	Falcons	P	0	0	0	0.0	0.0	0	0	0	0	0	0	0	0	0	0	0	0	0	0	0	0	0	0	0	L	28-30
10/31	at Bills	P	4	2	2	0.0	0.0	0	0	0	0	0	0	0	0	0	0	0	0	0	0	0	0	0	0	0	L	11-26
11/07	Texans	P	2	2	0	0.0	0.0	0	0	0	0	0	0	0	2	0	0	0	0	0	0	0	0	0	0	0	W	17-9
11/11	Ravens	P	2	2	0	1.0	5.0	1	5	1	0	0	0	0	0	0	0	0	0	0	0	0	0	0	0	0	W	22-10
11/21	at Jets	P	1	0	1	0.0	0.0	0	0	0	0	0	0	0	0	0	0	0	0	0	0	0	0	0	0	0	W	24-17
11/28	Panthers	P	0	0	0	0.0	0.0	0	0	0	0	0	0	0	1	0	0	0	0	0	0	0	0	0	0	0	W	33-10
12/05	Giants	P	2	2	0	1.0	8.0	1	8	1	0	0	0	0	0	0	0	0	0	0	0	0	0	0	0	0	W	20-9
12/19	Jets	P	0	0	0	0.0	0.0	0	0	0	0	0	0	0	0	0	0	0	0	0	0	0	0	0	0	0	W	31-24
12/27	at Saints	P	0	0	0	0.0	0.0	0	0	0	0	0	0	0	0	0	0	0	0	0	0	0	0	0	0	0	W	20-3
01/02	at Titans	P	1	0	1	0.0	0.0	0	0	0	0	0	0	0	0	0	0	0	0	0	0	0	0	0	0	0	L	3-34
01/09	Patriots	P	0	0	0	0.0	0.0	0	0	0	0	0	0	0	0	0	0	0	0	0	0	0	0	0	0	0	W	33-24
2021 TOTALS		**17-1**	**17**	**9**	**8**	**2.0**	**13.0**	**2**	**13**	**5**	**0**	**0**	**0**	**0**	**3**	**0**	**0**	**0**	**0**	**0**	**0**	**0**	**0**	**0**	**0**	**0**	**9-8**	

+ - Overtime

ADAM BUTLER'S 2020 GXG REGULAR-SEASON STATISTICS (PATRIOTS)

			TACKLES								INTERCEPTIONS					O. FUMB				ST					MISC			
DATE	OPPONENT	P/S	TK	S	A	SK	YDS	TFL	YDS	QBH	NO	YDS	LG	TD	PD	FF	FR	TD	YDS	TK	S	A	FF	FR	S	A	W/L	SCORE
09/13	Dolphins	P	3	2	1	0.0	0.0	0	0	0	0	0	0	0	0	0	0	0	0	0	0	0	0	0	0	0	W	21-11
09/20	at Seahawks	P	2	1	1	0.0	0.0	0	0	0	0	0	0	0	0	0	0	0	0	0	0	0	0	0	0	0	L	30-35
09/27	Raiders	P	3	1	2	0.0	0.0	1	1	0	0	0	0	0	0	0	0	0	0	0	0	0	0	0	0	0	W	36-20
10/05	at Chiefs	P	1	0	1	0.0	0.0	0	0	0	0	0	0	0	0	0	0	0	0	0	0	0	0	0	0	0	L	10-26
10/18	Broncos	S	0	0	0	0.0	0.0	0	0	0	0	0	0	0	0	0	0	0	0	0	0	0	0	0	0	0	L	12-18
10/25	49ers	P	0	0	0	0.0	0.0	0	0	0	0	0	0	0	0	0	0	0	0	0	0	0	0	0	0	0	L	6-33
11/01	at Bills	P	1	0	1	0.0	0.0	0	0	0	0	0	0	0	0	0	0	0	0	0	0	0	0	0	0	0	L	21-24
11/09	at Jets	P	0	0	0	0.0	0.0	0	0	1	0	0	0	0	0	0	0	0	0	0	0	0	0	0	0	0	W	30-27
11/15	Ravens	P	3	2	1	0.0	0.0	0	0	0	0	0	0	0	0	0	0	0	0	0	0	0	0	0	0	0	W	23-17
11/22	at Texans		ON INACTIVE LIST																								L	20-27
11/29	Cardinals	S	5	2	3	1.0	9.0	2	9	3	0	0	0	0	1	0	0	0	0	0	0	0	0	0	0	0	W	20-17
12/06	at Chargers	P	3	3	0	1.0	9.0	1	9	1	0	0	0	0	1	0	0	0	0	0	0	0	0	0	0	0	W	45-0
12/10	at Rams	P	3	1	2	0.0	0.0	0	0	0	0	0	0	0	0	0	0	0	0	0	0	0	0	0	0	0	L	3-24
12/20	at Dolphins	P	4	2	2	1.0	3.0	1	3	1	0	0	0	0	0	0	0	0	0	0	0	0	0	0	0	0	L	12-22
12/28	Bills	S	2	1	1	0.0	0.0	0	0	0	0	0	0	0	0	0	0	0	0	0	0	0	0	0	0	0	L	9-38
01/03	Jets	S	4	3	1	1.0	10.0	1	10	1	0	0	0	0	0	0	0	0	0	0	0	0	0	0	0	0	W	28-14
2020 TOTALS		**15-4**	**34**	**18**	**16**	**4.0**	**31.0**	**6**	**32**	**7**	**0**	**0**	**0**	**0**	**2**	**0**	**0**	**0**	**0**	**0**	**0**	**0**	**0**	**0**	**0**	**0**	**7-9**	

ADAM BUTLER'S 2019 GXG REGULAR-SEASON STATISTICS (PATRIOTS)

			TACKLES								INTERCEPTIONS					O. FUMB				ST					MISC			
DATE	OPPONENT	P/S	TK	S	A	SK	YDS	TFL	YDS	QBH	NO	YDS	LG	TD	PD	FF	FR	TD	YDS	TK	S	A	FF	FR	S	A	W/L	SCORE
09/08	Steelers	P	0	0	0	0.0	0.0	0	0	0	0	0	0	0	0	0	0	0	0	0	0	0	0	0	0	0	W	33-3
09/15	at Dolphins	S	4	3	1	2.0	9.0	2	9	2	0	0	0	0	1	0	0	0	0	0	0	0	0	0	0	0	W	43-0
09/22	Jets	P	3	0	3	0.5	3.0	0	0	1	0	0	0	0	0	0	0	0	0	0	0	0	0	0	0	0	W	30-14
09/29	at Bills	P	2	2	0	0.0	0.0	1	1	0	0	0	0	0	1	0	0	0	0	0	0	0	0	0	0	0	W	16-10
10/06	at Redskins	S	2	1	1	0.0	0.0	0	0	0	0	0	0	0	0	0	0	0	0	0	0	0	0	0	0	0	W	33-7
10/10	Giants	P	0	0	0	0.0	0.0	0	0	0	0	0	0	0	0	0	0	0	0	0	0	0	0	0	0	0	W	35-14
10/21	at Jets	P	0	0	0	0.0	0.0	0	0	0	0	0	0	0	0	0	0	0	0	0	0	0	0	0	0	0	W	33-0
10/27	Browns	P	4	2	2	2.0	17.5	2	12	3	0	0	0	0	0	0	0	0	0	0	0	0	0	0	0	0	W	27-13
11/03	at Ravens	P	0	0	0	0.0	0.0	0	0	0	0	0	0	0	1	0	0	0	0	0	0	0	0	0	0	0	L	20-37
11/17	at Eagles	P	1	1	0	1.0	3.0	1	3	1	0	0	0	0	1	0	0	0	0	0	0	0	0	0	0	0	W	17-10
11/24	Cowboys	P	0	0	0	0.0	0.0	0	0	0	0	0	0	0	0	0	0	0	0	0	0	0	0	0	0	0	W	13-9
12/01	at Texans	P	0	0	0	0.0	0.0	0	0	0	0	0	0	0	0	0	0	0	0	0	0	0	0	0	0	0	L	22-28
12/08	Chiefs	P	4	4	0	0.0	0.0	1	0	0	0	0	0	0	0	0	0	0	0	0	0	0	0	0	0	0	L	16-23
12/15	at Bengals	P	3	2	1	0.0	0.0	0	0	0	0	0	0	0	1	0	0	0	0	0	0	0	0	0	0	0	W	34-13
12/21	Bills	P	2	1	1	0.5	3.0	0	0	1	0	0	0	0	0	0	0	0	0	0	0	0	0	0	0	0	W	24-17
12/29	Dolphins	P	1	1	0	0.0	0.0	1	2	1	0	0	0	0	0	0	0	0	0	0	0	0	0	0	0	0	L	24-27
2019 TOTALS		**16-2**	**26**	**17**	**9**	**6.0**	**35.5**	**8**	**27**	**9**	**0**	**0**	**0**	**0**	**5**	**0**	**0**	**0**	**0**	**0**	**0**	**0**	**0**	**0**	**0**	**0**	**12-4**	

ADAM BUTLER'S 2018 GXG REGULAR-SEASON STATISTICS (PATRIOTS)

			TACKLES								INTERCEPTIONS					O. FUMB				ST					MISC			
DATE	OPPONENT	P/S	TK	S	A	SK	YDS	TFL	YDS	QBH	NO	YDS	LG	TD	PD	FF	FR	TD	YDS	TK	S	A	FF	FR	S	A	W/L	SCORE
09/09	Texans	P	5	1	4	0.0	0.0	0	0	0	0	0	0	0	0	0	0	0	0	0	0	0	0	0	0	0	W	27-20
09/16	at Jaguars	P	1	1	0	0.0	0.0	0	0	0	0	0	0	0	0	0	0	0	0	0	0	0	0	0	0	0	L	20-31
09/23	at Lions	P	0	0	0	0.0	0.0	0	0	0	0	0	0	0	0	0	0	0	0	0	0	0	0	0	0	0	L	10-26
09/30	Dolphins	P	2	2	0	1.0	9.0	1	9	1	0	0	0	0	1	0	0	0	0	0	0	0	0	0	0	0	W	38-7
10/04	Colts	P	1	1	0	0.0	0.0	1	3	0	0	0	0	0	1	0	0	0	0	0	0	0	0	0	0	0	W	38-24
10/14	Chiefs	P	0	0	0	0.0	0.0	0	0	1	0	0	0	0	0	0	0	0	0	0	0	0	0	0	0	0	W	43-40
10/21	at Bears	P	0	0	0	0.0	0.0	0	0	0	0	0	0	0	0	0	0	0	0	0	0	0	0	0	0	0	W	38-31
10/29	at Bills	P	0	0	0	0.0	0.0	0	0	0	0	0	0	0	0	0	0	0	0	0	0	0	0	0	0	0	W	25-6
11/04	Packers	P	3	0	3	0.0	0.0	0	0	0	0	0	0	0	0	0	0	0	0	0	0	0	0	0	0	0	W	31-17
11/11	at Titans	P	1	0	1	0.0	0.0	0	0	0	0	0	0	0	0	0	0	0	0	0	0	0	0	0	0	0	L	10-34
11/25	at Jets	P	0	0	0	0.0	0.0	0	0	1	0	0	0	0	0	0	0	0	0	0	0	0	0	0	0	0	W	27-13
12/02	Vikings	P	1	1	0	1.0	8.0	1	8	1	0	0	0	0	0	0	0	0	0	0	0	0	0	0	0	0	W	24-10
12/09	at Dolphins	P	1	1	0	0.0	0.0	1	4	0	0	0	0	0	0	0	0	0	0	0	0	0	0	0	0	0	L	33-34
12/16	at Steelers	P	1	0	1	0.0	0.0	0	0	0	0	0	0	0	0	0	0	0	0	0	0	0	0	0	0	0	L	10-17
12/23	Bills	P	0	0	0	0.0	0.0	0	0	0	0	0	0	0	0	0	0	0	0	0	0	0	0	0	0	0	W	24-12
12/30	Jets	P	1	1	0	1.0	5.0	0	0	0	0	0	0	0	0	1	0	0	0	0	0	0	0	0	0	0	W	38-3
2018 TOTALS		**16-0**	**17**	**8**	**9**	**3.0**	**22.0**	**4**	**24**	**4**	**0**	**0**	**0**	**0**	**2**	**1**	**0**	**0**	**0**	**0**	**0**	**0**	**0**	**0**	**0**	**0**	**11-5**	

ADAM BUTLER'S 2017 GXG REGULAR-SEASON STATISTICS (PATRIOTS)

			TACKLES								INTERCEPTIONS					O. FUMB				ST					MISC			
DATE	OPPONENT	P/S	TK	S	A	SK	YDS	TFL	YDS	QBH	NO	YDS	LG	TD	PD	FF	FR	TD	YDS	TK	S	A	FF	FR	S	A	W/L	SCORE
09/07	Chiefs	P	1	1	0	0.0	0.0	0	0	0	0	0	0	0	0	0	0	0	0	0	0	0	0	0	0	0	L	27-42
09/17	at Saints	S	0	0	0	0.0	0.0	0	0	0	0	0	0	0	0	0	0	0	0	0	0	0	0	0	0	0	W	36-20
09/24	Texans	S	3	1	2	0.0	0.0	0	0	0	0	0	0	0	0	0	0	0	0	0	0	0	0	0	0	0	W	36-33
10/01	Panthers	S	0	0	0	0.0	0.0	0	0	0	0	0	0	0	0	0	0	0	0	0	0	0	0	0	0	0	L	30-33
10/05	at Buccaneers	S	2	1	1	0.0	0.0	0	0	0	0	0	0	0	0	0	0	0	0	0	0	0	0	0	0	0	W	19-14
10/15	at Jets	P	1	1	0	0.0	0.0	0	0	0	0	0	0	0	0	0	0	0	0	0	0	0	0	0	0	0	W	24-17
10/22	Falcons	P	3	2	1	1.0	10.0	1	10	1	0	0	0	0	0	0	0	0	0	0	0	0	0	0	0	0	W	23-7
10/29	Chargers	S	2	1	1	0.0	0.0	0	0	0	0	0	0	0	0	0	0	0	0	0	0	0	0	0	0	0	W	21-13
11/12	at Broncos	S	3	2	1	0.0	0.0	0	0	0	0	0	0	0	0	0	0	0	0	0	0	0	0	0	0	0	W	41-16
11/19	at Raiders	P	0	0	0	0.0	0.0	0	0	0	0	0	0	0	0	0	0	0	0	0	0	0	0	0	0	0	W	33-8
11/26	Dolphins	P	0	0	0	0.0	0.0	0	0	0	0	0	0	0	0	0	0	0	0	0	0	0	0	0	0	0	W	35-17
12/03	at Bills	P	2	1	1	0.0	0.0	0	0	0	0	0	0	0	0	0	0	0	0	0	0	0	0	0	0	0	W	23-3
12/11	at Dolphins	P	2	1	1	1.0	10.0	1	10	1	0	0	0	0	0	0	0	0	0	0	0	0	0	0	0	0	L	20-27
12/17	at Steelers	P	0	0	0	0.0	0.0	0	0	0	0	0	0	0	0	0	0	0	0	0	0	0	0	0	0	0	W	27-24
12/24	Bills	P	0	0	0	0.0	0.0	0	0	0	0	0	0	0	0	0	0	0	0	0	0	0	0	0	0	0	W	37-16
12/31	Jets	P	0	0	0	0.0	0.0	0	0	0	0	0	0	0	0	0	0	0	0	0	0	0	0	0	0	0	W	26-6
2017 TOTALS		**16-6**	**19**	**11**	**8**	**2.0**	**20.0**	**2**	**20**	**2**	**0**	**0**	**0**	**0**	**0**	**0**	**0**	**0**	**0**	**0**	**0**	**0**	**0**	**0**	**0**	**0**	**13-3**	

ADAM BUTLER'S 2019 GXG POSTSEASON STATISTICS (PATRIOTS)

			TACKLES								INTERCEPTIONS					O. FUMB				ST					MISC			
DATE	OPPONENT	P/S	TK	S	A	SK	YDS	TFL	YDS	QBH	NO	YDS	LG	TD	PD	FF	FR	TD	YDS	TK	S	A	FF	FR	S	A	W/L	SCORE
01/04	Titans	P	3	2	1	0.0	0.0	0	0	0	0	0	0	0	1	0	0	0	0	0	0	0	0	0	0	0	L	13-20
2019 TOTALS		**1-0**	**3**	**2**	**1**	**0.0**	**0.0**	**0**	**0**	**0**	**0**	**0**	**0**	**0**	**1**	**0**	**0**	**0**	**0**	**0**	**0**	**0**	**0**	**0**	**0**	**0**	**0-1**	

ADAM BUTLER'S 2018 GXG POSTSEASON STATISTICS (PATRIOTS)

			TACKLES								INTERCEPTIONS					O. FUMB				ST					MISC			
DATE	OPPONENT	P/S	TK	S	A	SK	YDS	TFL	YDS	QBH	NO	YDS	LG	TD	PD	FF	FR	TD	YDS	TK	S	A	FF	FR	S	A	W/L	SCORE
01/13	Chargers	P	1	0	1	0.0	0.0	0	0	1	0	0	0	0	0	0	0	0	0	0	0	0	0	0	0	0	W	41-28
01/20	at Chiefs	P	0	0	0	0.0	0.0	0	0	1	0	0	0	0	0	0	0	0	0	0	0	0	0	0	0	0	W	37-31+
02/03	at Rams	P	0	0	0	0.0	0.0	0	0	0	0	0	0	0	0	0	0	0	0	0	0	0	0	0	0	0	W	13-3
2018 TOTALS		**3-0**	**1**	**0**	**1**	**0.0**	**0.0**	**0**	**0**	**2**	**0**	**0**	**0**	**0**	**0**	**0**	**0**	**0**	**0**	**0**	**0**	**0**	**0**	**0**	**0**	**0**	**3-0**	

+ - Overtime

ADAM BUTLER'S 2017 GXG POSTSEASON STATISTICS (PATRIOTS)

			TACKLES								INTERCEPTIONS					O. FUMB				ST					MISC			
DATE	OPPONENT	P/S	TK	S	A	SK	YDS	TFL	YDS	QBH	NO	YDS	LG	TD	PD	FF	FR	TD	YDS	TK	S	A	FF	FR	S	A	W/L	SCORE
01/13	Titans	P	1	1	0	1.0	5.0	1	5	1	0	0	0	0	0	0	0	0	0	0	0	0	0	0	0	0	W	35-14
01/21	Jaguars	P	1	1	0	1.0	6.0	1	6	1	0	0	0	0	0	0	0	0	0	0	0	0	0	0	0	0	W	24-20
02/04	Eagles	P	1	1	0	0.0	0.0	1	0	0	0	0	0	0	0	0	0	0	0	0	0	0	0	0	0	0	L	33-41
2017 TOTALS		**3-0**	**3**	**3**	**0**	**2.0**	**11.0**	**3**	**11**	**2**	**0**	**0**	**0**	**0**	**0**	**0**	**0**	**0**	**0**	**0**	**0**	**0**	**0**	**0**	**0**	**0**	**2-1**	

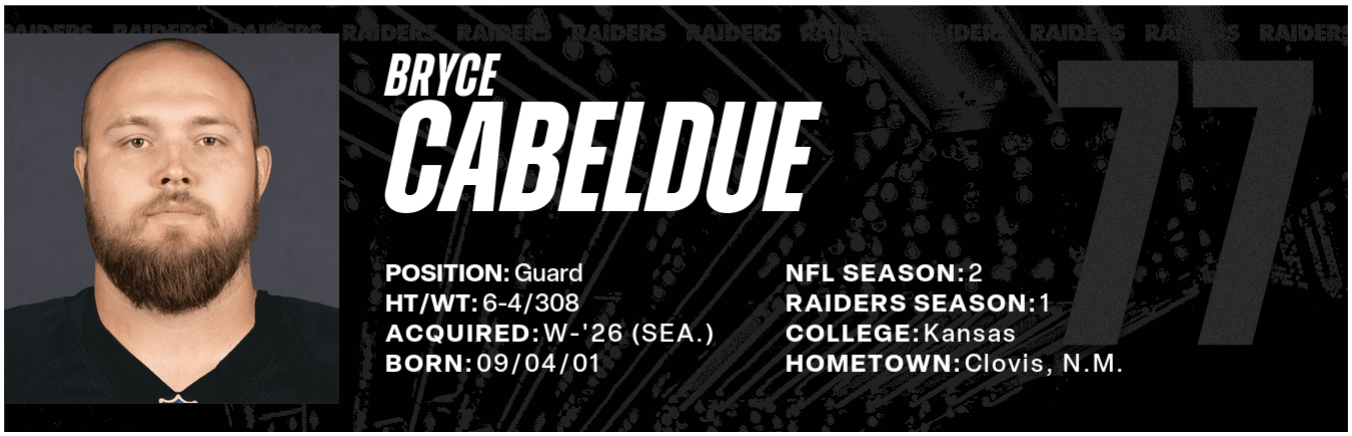

TRANSACTIONS: *Selected by Seattle Seahawks in the sixth round (192nd overall) of the 2025 NFL Draft, April 26, 2025…Waived by Seahawks, Sept. 9, 2026…Claimed via waivers by Las Vegas Raiders, Sept. 10, 2026.*

2026: (9/13) vs. Mia.: Inactive...**(9/20) at LAC:** Inactive...**(9/27) at NO:** Inactive...**(10/4) vs. KC:** Saw action on special teams...**(10/11) at NE:** Saw action on special teams...**(10/18) vs. Buf.:** Inactive...**(10/25) vs. LAR:** Inactive...**(11/1) at NYJ:** Inactive...**(11/8) at SF:** Inactive...**(11/15) at Sea.:** Inactive...**(11/22) at Den.:** Inactive.

AT A GLANCE

- As a rookie, played eight games in a reserve role along the offensive line during Seattle's 2025 Super Bowl LX-winning season.
- Spent five seasons at Kansas (2020-24), where he played in 45 games, primarily at right tackle.
- As a senior in 2024, started in 12 games at right tackle as part of an offensive line that helped pave the way for 211.4 rushing yards per game and allowed just 10 sacks as a group, earning All-Big 12 honorable mention honors.

2025 (with Sea.): Played in eight games in a reserve role along the offensive line…Was inactive for four contests and did not see action in five games…**(9/14) at Pit.:** Appeared on special teams…**(9/21) vs. NO:** Appeared on special teams and offense…**(11/2) at Was.:** Rotated along the offensive line and saw action at guard…**(11/9) vs. Ari.:** Saw limited action at guard and appeared on special teams…**(11/30) vs. Min.:** Played limited snaps at guard and on special teams…**(12/7) at Atl.:** Saw action on special teams and rotated a few snaps at guard.

COLLEGE: Played five years at Kansas (2020-24), where he played in 45 games, primarily at right tackle…As a senior in 2024, he started in 12 games at right tackle as part of an offensive line that helped pave the way for 211.4 rushing yards per game and allowed just 10 sacks as a group, earning All-Big 12 honorable mention honors…In 2023, started eight games as a redshirt junior…Started all 13 games in 2022 as a redshirt sophomore…In 2021, started 12 games at right tackle and helped freshman running back Devin Neal rush for 707 yards and eight touchdowns on 158 carries…Played in four games and made two starts as a true freshman in 2020.

PERSONAL: Attended Clovis High (N.M.), helping lead the Wildcats to the district championship in 2019…Earned all-state first-team honors on offense as a senior…Also named all-state second-team on defense…Also lettered in basketball and baseball…Helped lead the Wildcats to the 2019 district basketball title as a junior, on his way to honorable mention all-district honors.

BRYCE CABELDUE'S NFL REGULAR SEASON STATISTICS

DATE	TEAM	GP	GS
2025	Seahawks	8	0
2026	Raiders	2	0
NFL TOTALS		**10**	**0**

BRYCE CABELDUE'S NFL POSTSEASON STATISTICS

DATE	TEAM	GP	GS
2025	Seahawks	0	0
NFL TOTALS		**0**	**0**

BRYCE CABELDUE'S 2026 GXG REGULAR-SEASON STATISTICS (RAIDERS)

DATE	OPPONENT	P/S		W/L	SCORE
09/13	Dolphins		INACTIVE	W	27-13
09/20	at Chargers		ON INACTIVE LIST	W	26-14
09/27	at Saints		ON INACTIVE LIST	W	35-27
10/04	Chiefs	P		L	27-30
10/11	at Patriots	P		L	17-45
10/18	Bills		ON INACTIVE LIST	L	30-33
10/25	Rams		ON INACTIVE LIST	L	21-35
11/01	at Jets		ON INACTIVE LIST	W	38-33
11/08	at 49ers		ON INACTIVE LIST	L	17-38
11/15	Seahawks		ON INACTIVE LIST	L	13-21
11/22	at Broncos		ON INACTIVE LIST	L	24-38
2026 TOTALS		**2-0**		**4-7**	

BRYCE CABELDUE'S 2025 GXG REGULAR-SEASON STATISTICS (SEAHAWKS)

DATE	OPPONENT	P/S		W/L	SCORE
09/07	49ers		DID NOT PLAY (NON-INJURY)	L	13-17
09/14	at Steelers	P		W	31-17
09/21	Saints	P		W	44-13
09/25	at Cardinals		DID NOT PLAY (NON-INJURY)	W	23-20
10/05	Buccaneers		DID NOT PLAY (NON-INJURY)	L	35-38
10/12	at Jaguars		DID NOT PLAY (NON-INJURY)	W	20-12
10/20	Texans		DID NOT PLAY (NON-INJURY)	W	27-19
11/02	at Commanders	P		W	38-14
11/09	Cardinals	P		W	44-22
11/16	at Rams	P		L	19-21
11/23	at Titans	P		W	30-24
11/30	Vikings	P		W	26-0
12/07	at Falcons	P		W	37-9
12/14	Colts		INACTIVE	W	18-16
12/18	Rams		INACTIVE	W	38-37+
12/28	at Panthers		INACTIVE	W	27-10
01/03	at 49ers		ON INACTIVE LIST	W	13-3
2025 TOTALS		**8-0**		**14-3**	

+ - Overtime

BRYCE CABELDUE'S 2025 GXG POSTSEASON STATISTICS (SEAHAWKS)

DATE	OPPONENT	P/S		W/L	SCORE
01/17	49ers		INACTIVE	W	41-6
01/25	Rams		INJURED RESERVE	W	31-27
02/08	at Patriots		INJURED RESERVE	W	29-13
2025 TOTALS		**0-0**		**3-0**	



TRANSACTIONS: *Selected by Carolina Panthers in the second round (64th overall) of the 2020 NFL Draft, April 24, 2020…Signed by Washington Commanders as an unrestricted free agent, March 3, 2024…Signed by Las Vegas Raiders as an unrestricted free agent, March 12, 2025.*

AT A GLANCE
- Has played in 86 career games with 82 starts and totaled 541 tackles (202 solo), 7.0 sacks, 22 tackles for loss, six forced fumbles, five fumble recoveries, two defensive touchdowns, 24 passes defensed and three interceptions.
- Started in all 15 games he played in 2025 and finished with 114 tackles (63), 1.0 sack, three tackles for loss, two forced fumbles and two passes defensed.
- As a rookie with the Panthers in 2020, finished second in voting for Defensive Rookie of the Year after leading the NFL in tackles by a rookie (116) and being named NFL Defensive Rookie of the Month twice (October and November).
- Became just the third player in NFL history with multiple fumble return touchdowns in a single game, the first since 1948 (Fred Evans).

CAREER: Veteran safety enters his seventh NFL season and second with the Silver and Black after being drafted 64th overall by the Carolina Panthers in the 2020 NFL Draft…In his first season with the Raiders in 2025, started in all 15 games he played in and finished with 114 tackles (63), 1.0 sack, three tackles for loss, two forced fumbles and two passes defensed before missing the last two games of the season with a back injury…In 2024 with Washington, started all 17 games and recorded 107 tackles (67 solo), 2.0 sacks, seven tackles for loss, one forced fumble, two fumble recoveries, five passes defensed and one interception…In 2023 with Carolina, played in 12 games with eight starts and posted 30 tackles (16), two tackles for loss, 1.0 sack and pass defensed. In 2022, started 11 games and recorded 70 tackles (51), six passes defensed, two tackles for loss and 1.0 sack…In 2021, started 16 games and totaled 106 tackles (74), five passes defensed, six tackles for loss, one forced fumble, one fumble recovery, one interception and 1.0 sack…As a rookie in 2020, started 15 games and recorded a career-high 116 tackles (68), five passes defensed, two tackles for loss, two forced fumbles, two fumble recoveries returned for touchdowns, 1.0 sack and one interception…Finished second in voting for Defensive Rookie of the Year…Career totals include 86 games played with 82 starts, totaling 541 tackles (202 solo), 7.0 sacks, 22 tackles for loss, six forced fumbles, five fumble recoveries, two defensive touchdowns, 24 passes defensed and three interceptions.

2026: (9/13) vs. Mia.: Finished with five total tackles (four solo) and one forced fumble, reaching six career forced fumbles...His six forced fumbles rank tied for 13th in the NFL among defensive backs since 2020...**(9/20) at LAC:** Posted four total tackles (two solo) and one fumble recovery...**(9/27) at NO:** Finished with eight tackles (seven solo), 1.0 sack, one tackle for loss, one QB hit and one forced fumble...Reached two forced fumbles in 2026, tied for the third most in the NFL...**(10/4) vs. KC:** Combined for five tackles (three)...**(10/11) at NE:** Posted seven tackles (six) and one pass defensed...**(10/18) vs. Buf.:** Finished the game with 10 total tackles (nine solo) and added one QB hit, notching his 17th career game with 10+ tackles, the second most in the league among defensive backs over that span - only behind Budda Baker (24)...**(10/25) vs. LAR:** Finished with seven tackles (three solo) and one fumble recovery...Notched his second fumble recovery of the season, tied for the most in the NFL after seven games and reached seven career fumble recoveries...**(11/1) at NYJ:** Finished with 10 tackles (four solo) and one interception...Notched his second game with 10+ tackles which tied for the second-most such games among defensive backs in the NFL after eight games...He became one of five defensive backs to record 10+ tackles and at least one interception in a single game...**(11/8) at SF:** Finished with 10 tackles (six solo), notching his third game with 10+ tackles this season, which is tied for the most such games among defensive backs in the NFL in 2026...Reached 66 total tackles in 2026, third most in the NFL among defensive backs after Week 9...**(11/15) vs. Sea.:** Posted seven tackles (three)...**(11/22) at Den.:** Finished with seven tackles (five).

2025: Started in all 15 games he played in and finished with 114 tackles (63), 1.0 sack, three tackles for loss, two forced fumbles and two passes defensed, before missing the last two games of the season with a back injury…**(9/7) at NE:** Finished with three solo tackles...**(9/15) vs. LAC:** Logged six tackles, one tackle for loss and one pass defensed...**(9/21) at Was.:** Recorded five tackles (four)...**(9/28) vs. Chi.:** Posted seven tackles (three)...**(10/5) at Ind.:** Led the defense with a season-high 10 tackles (five) and added one pass defensed...**(10/12) vs. Ten.:** Recorded six tackles (four) and one tackle for loss...**(10/19) at KC:** Posted with 10 tackles (eight) and one forced fumble...**(11/2) vs. Jax.:** Finished with seven tackles (four)...**(11/6) at Den.:** Led the defense with nine tackles and added one tackle for loss...**(11/17) vs. Dal.:** Posted six tackles (two)...**(11/23) vs. Cle.:** Notched six tackles (three) and added one forced fumble...**(11/30) at LAC:** Led the Raiders with a career-high 17 total tackles (eight)...His 17 tackles became the third most in a single game by a Raiders defender since 1987 - the most by a defensive back...Also reached his 15th career game with 10+ tackles, tied for the third most games with double-digit tackles among defensive backs since 2020...**(12/7) vs. Den.:** Logged 11 total tackles (seven), 1.0 sack and two quarterback hits, notching his fourth game this season with 10+ tackles, tied for the 12th most in the NFL among all players and the most in the NFL among defensive backs...**(12/14) at Phi.:** Posted three tackles (one)...**(12/21) at Hou.:** Posted seven tackles (three).

2024 (with Was.): Started all 17 games and recorded 107 tackles (67 solo), 2.0 sacks, seven tackles for loss, one forced fumble, two fumble recoveries, five passes defensed and one interception…**(9/8) at TB:** Recorded three tackles (two)…**(9/15) vs. NYG:** Recorded two tackles (one) and one fumble recovery…**(9/23) at Cin.:** Posted four tackles and one tackle for loss…**(9/29) at Ari.:** Tallied eight tackles (five) on defense and one forced fumble…Added two special teams tackles…**(10/6) vs. Cle:** Posted four tackles

(three)…**(10/13) at Bal.:** Recorded six tackles on defense and two special teams tackles…**(10/20) vs. Car.:** Tallied four tackles (one) on defense and two special teams tackles…**(10/27) vs. Chi.:** Recorded four tackles (two)…**(11/3) at NYG:** Posted 12 tackles (seven), two tackles for loss and one pass defensed…**(11/10) vs. Pit.:** Posted 12 tackles (six), one interception, one fumble recovery and one pass defensed…**(11/14) at Phi.:** Tallied 12 tackles (nine)…**(11/24) vs. Dal.:** Recorded three tackles (two) and one pass defensed…**(12/1) vs. Ten.:** Recorded three tackles (two)…**(12/15) at NO:** Recorded seven tackles (five), 1.0 and two tackles for loss…**(12/22) at Phi.:** Posted six tackles (three)…**(12/29) at Atl.:** Tallied five tackles (two) and two passes defensed…**(1/5/25) at Dal.:** Recorded 12 tackles (seven), 1.0 sack and two tackles for loss…**Postseason: (1/12/25) at TB**: Recorded seven tackles (three) in first-career playoff appearance…**(1/18/25) at Det.:** Posted 12 tackles (seven) and first-career playoff interception in NFC Divisional playoff with…**(1/26/25) at Phi.:** Registered seven tackles (five) in NFC Championship game.

2023 (with Car.): Played in 12 games with eight starts and posted 30 tackles (16 solo), two tackles for loss, 1.0 sack and pass defensed…**(9/10) at Atl.:** Recorded seven tackles (three)…**(9/18) vs. NO:** Posted two tackles, one tackle for loss and one pass defensed…**(9/24) at Sea.:** Recorded five tackles (two)…**(10/1) vs. Min.:** Recorded six tackles, 1.0 and one tackle for loss…**(10/8) at Det.:** Tallied two tackles (one)…**(10/15) at Mia.:** Saw action on defense…**(12/3) at TB:** Appeared on defense…**(12/10) at NO:** Recorded three tackles…**(12/17) vs. Atl.:** Recorded one tackle…**(12/24) vs. GB:** Recorded one tackle…**(12/31) at Jax.:** Posted one tackle…**(1/7/24) vs. TB:** Saw action on defense.

2022 (with Car.): Started all 11 games he appeared in and recorded 70 tackles (51 solo), two tackles for loss, 1.0 sack and six passes defensed…**(9/11) vs. Cle.:** Recorded seven tackles (five)…**(9/18) at NYG:** Recorded five tackles (three)…**(9/25) at NO:** Posted eight tackles (six), 1.0, one tackle for loss and two passes defensed…**(10/2) vs. Ari.:** Saw action on defense…**(11/20) at Bal.:** Recorded nine tackles (seven)…**(11/27) vs. Den.:** Posted one tackle…**(12/11) at Sea.:** Recorded five tackles (three), one tackle for loss and one pass defensed…**(12/18) vs. Pit.:** Recorded a career-high 14 tackles (11) in addition to one pass defensed…**(12/24) vs. Det.:** Posted six tackles (five) and one pass defensed…**(1/1/23) at TB:** Recorded 12 tackles (eight)…**(1/8/23) at NO:** Tallied three tackles (two) and one pass defensed.

2021 (with Car.): Started all 16 games he appeared in and recorded 106 tackles (74 solo), 1.0 sack, one interception, six tackles for loss, one forced fumble, one fumble recovery and five passes defensed…**(9/12) vs. NYJ:** Recorded three tackles and one pass defensed…**(9/19) vs. NO:** Recorded three tackles…**(9/23) at Hou.:** Posted five tackles (three)…**(10/3) at Dal.:** Recorded six tackles (five)…**(10/10) vs. Phi.:** Recorded four tackles (three) and one fumble recovery…**(10/17) vs. Min.:** Recorded nine tackles (seven) and one pass defensed…**(10/24) at NYG:** Posted eight tackles (four) and one tackle for loss…**(10/31) at Atl.:** Posted five tackles (four) and one pass defensed…**(11/7) vs. NE:** Recorded 11 tackles (five), two tackles for loss and one forced fumble…**(11/14) at Ari.:** Recorded four tackles and one tackle for loss…**(11/21) vs. Was.:** Posted 13 tackles (nine) and one tackle for loss…**(11/28) at Mia.:** Recorded seven tackles (five) and one pass defensed…**(12/12) vs. Atl.:** Tied a season-high with 13 tackles (eight)…**(12/19) at Buf.:** Recorded seven tackles (five), one interception and one pass defensed…**(12/26) vs. TB:** Posted five tackles (three)…**(1/2/22) at NO:** Tallied three tackles, 1.0 sack and one tackle for loss.

2020 (with Car.): Started all 15 games he appeared in and led all NFL rookies in tackles with 116 (68 solo)…Added 1.0 sack, one interception, two tackles for loss, two forced fumbles, two fumble recoveries returned for touchdowns and five passes defensed…Named NFL Defensive Rookie of the Month twice (October and November) and become the first Panthers player to ever win multiple Defensive Rookie of the Month awards in the same season…Earned PFWA All-Rookie Team honors and finished second in voting for Defensive Rookie of the Year…**(9/13) vs. LV:** Recorded eight tackles (seven)…**(9/20) at TB:** Posted six tackles (one)…**(9/27) at LAC:** Posted 12 tackles (six) and one tackle for loss…**(10/4) vs. Ari.:** Registered eight tackles (five)…**(10/11) at Atl.:** Tallied nine tackles (five) and one pass defensed…**(10/18) vs. Chi.:** Recorded five tackles (four), one interception and two passes defensed…**(10/25) at NO:** Recorded eight tackles (four) and one pass defensed…**(10/29) vs. Atl.:** Posted 10 tackles (six) and one pass defensed…**(11/15) vs. TB:** Finished with three tackles (two)…**(11/22) vs. Det.:** Registered four tackles (two)…**(11/29) at Min.:** Recorded 13 tackles (seven), one forced fumble and two fumble recoveries returned for touchdowns…**(12/13) vs. Den.:** Recorded eight tackles (seven), 1.0 sack, one tackle for loss and one forced fumble…**(12/19) at GB:** Posted seven tackles (five)…**(12/27) at Was.:** Posted eight tackles (six)…**(1/3/21) vs. NO:** Recorded seven tackles (one).

COLLEGE: Played four seasons (2016-19) at Southern Illinois University and recorded 243 career tackles (183 solo), 13 interceptions, 31 passes defensed, six forced fumbles, two fumble recoveries and 1.0 sack…As a senior, earned consensus All-American honors at the FCS level and First-Team All-Missouri Valley Football Conference after starting all 10 games and recording 71 tackles (51), 1.0 sack, 2.5 tackles for loss, four interceptions, seven passes defensed and one fumble recovery…In 2018, started all nine games he appeared in and recorded 55 tackles (46), 0.5 tackles for loss, three interceptions, 10 passes defensed, two forced fumbles and one blocked field goal…In 2017, started all 11 games and recorded 66 tackles (47), 0.5 tackles for loss, three interceptions, nine passes defensed, four forced fumbles and one fumble recovery…In 2016, played in eight games with six starts and recorded 51 tackles (39), 1.5 tackles for loss, three interceptions and five passes defensed.

PERSONAL: Attended Fishers (Ind.) High School…Earned All-State honors as a senior by Associated Press...Named All-Metro Super Team defensive back by the Indianapolis Star, First-team All-County and All-Conference defensive back as a senior...Also named team defensive MVP in 2015...Set single-season school records for interceptions, interception return yards and interceptions in a career...Had seven career interceptions and four in his senior season...Also played running back and averaged 6.9 yards on 101 carries…Is the nephew of Hall of Fame safety Steve Atwater.

ADDITIONAL STATISTICS: Special teams tackles – 1 in 2020, 1 in 2021, 2 in 2023, 10 in 2024. NFL Totals: 14.

SINGLE-GAME HIGHS: TACKLES: Total – 17, 11/30/25 at LAC. Solo – 11, 12/18/22 vs. Pit. Sacks – 1, seven times; last: 12/7/25 vs. Den. Passes Defensed – 2, three times; last: 9/25/22 vs. NO. Interceptions – 1, three times; last: 11/10/24 vs. Pit. Forced Fumbles –

1, six times; last: 11/23/25 vs. Cle.

JEREMY CHINN'S NFL REGULAR SEASON DEFENSIVE STATISTICS

				TACKLES								INTERCEPTIONS					O. FUMB				ST					MISC	
DATE	TEAM	GP	GS	TK	S	A	TFL	YDS	SK	YDS	QBH	NO	YDS	LG	TD	PD	FF	FR	TD	YDS	TK	S	A	FF	FR	S	A
2020	Panthers	15	15	116	68	48	2	3	1.0	11.0	5	1	0	0	0	5	2	2	2	45	1	0	1	0	0	0	0
2021	Panthers	16	16	106	74	32	6	13	1.0	7.0	5	1	0	0	0	5	1	1	0	18	1	1	0	0	0	0	0
2022	Panthers	11	11	70	51	19	2	11	1.0	11.0	1	0	0	0	0	6	0	0	0	0	0	0	0	0	0	0	0
2023	Panthers	12	8	28	16	12	2	8	1.0	8.0	1	0	0	0	0	1	0	0	0	0	2	2	0	0	0	0	0
2024	Commanders	17	17	107	67	40	7	37	2.0	17.0	3	1	0	0	0	5	0	2	0	0	10	6	4	1	0	0	0
2025	Raiders	15	15	114	63	51	3	4	1.0	0.0	2	0	0	0	0	2	2	0	0	0	0	0	0	0	0	0	0
2026	Raiders	11	11	79	52	27	1	12	1.0	12.0	2	1	0	0	0	2	2	2	0	43	0	0	0	0	0	0	0
NFL TOTALS		**97**	**93**	**620**	**391**	**229**	**23**	**88**	**8.0**	**66.0**	**19**	**4**	**0**	**0**	**0**	**26**	**7**	**7**	**2**	**106**	**14**	**9**	**5**	**1**	**0**	**0**	**0**

JEREMY CHINN'S NFL POSTSEASON DEFENSIVE STATISTICS

				TACKLES								INTERCEPTIONS					O. FUMB				ST					MISC	
DATE	TEAM	GP	GS	TK	S	A	TFL	YDS	SK	YDS	QBH	NO	YDS	LG	TD	PD	FF	FR	TD	YDS	TK	S	A	FF	FR	S	A
2024	Commanders	3	3	26	15	11	0	0	0.0	0.0	0	1	7	7	0	1	0	0	0	0	3	2	1	0	0	0	0
NFL TOTALS		**3**	**3**	**26**	**15**	**11**	**0**	**0**	**0.0**	**0.0**	**0**	**1**	**7**	**7**	**0**	**1**	**0**	**0**	**0**	**0**	**3**	**2**	**1**	**0**	**0**	**0**	**0**

JEREMY CHINN'S 2026 GXG REGULAR-SEASON STATISTICS (RAIDERS)

			TACKLES								INTERCEPTIONS					O. FUMB				ST					MISC			
DATE	OPPONENT	P/S	TK	S	A	SK	YDS	TFL	YDS	QBH	NO	YDS	LG	TD	PD	FF	FR	TD	YDS	TK	S	A	FF	FR	S	A	W/L	SCORE
09/13	Dolphins	S	5	4	1	0.0	0.0	0	0	0	0	0	0	0	0	1	0	0	0	0	0	0	0	0	0	0	W	27-13
09/20	at Chargers	S	4	2	2	0.0	0.0	0	0	0	0	0	0	0	0	0	1	0	43	0	0	0	0	0	0	0	W	26-14
09/27	at Saints	S	8	7	1	1.0	12.0	1	12	1	0	0	0	0	0	1	0	0	0	0	0	0	0	0	0	0	W	35-27
10/04	Chiefs	S	5	3	2	0.0	0.0	0	0	0	0	0	0	0	0	0	0	0	0	0	0	0	0	0	0	0	L	27-30
10/11	at Patriots	S	7	6	1	0.0	0.0	0	0	0	0	0	0	0	1	0	0	0	0	0	0	0	0	0	0	0	L	17-45
10/18	Bills	S	10	9	1	0.0	0.0	0	0	1	0	0	0	0	0	0	0	0	0	0	0	0	0	0	0	0	L	30-33
10/25	Rams	S	7	3	4	0.0	0.0	0	0	0	0	0	0	0	0	0	1	0	0	0	0	0	0	0	0	0	L	21-35
11/01	at Jets	S	10	4	6	0.0	0.0	0	0	0	1	0	0	0	1	0	0	0	0	0	0	0	0	0	0	0	W	38-33
11/08	at 49ers	S	9	6	3	0.0	0.0	0	0	0	0	0	0	0	0	0	0	0	0	0	0	0	0	0	0	0	L	17-38
11/15	Seahawks	S	7	3	4	0.0	0.0	0	0	0	0	0	0	0	0	0	0	0	0	0	0	0	0	0	0	0	L	13-21
11/22	at Broncos	S	7	5	2	0.0	0.0	0	0	0	0	0	0	0	0	0	0	0	0	0	0	0	0	0	0	0	L	24-38
2026 TOTALS		**11-11**	**79**	**52**	**27**	**1.0**	**12.0**	**1**	**12**	**2**	**1**	**0**	**0**	**0**	**2**	**2**	**2**	**0**	**43**	**0**	**0**	**0**	**0**	**0**	**0**	**0**	**4-7**	

JEREMY CHINN'S 2025 GXG REGULAR-SEASON STATISTICS (RAIDERS)

			TACKLES								INTERCEPTIONS					O. FUMB				ST					MISC			
DATE	OPPONENT	P/S	TK	S	A	SK	YDS	TFL	YDS	QBH	NO	YDS	LG	TD	PD	FF	FR	TD	YDS	TK	S	A	FF	FR	S	A	W/L	SCORE
09/07	at Patriots	S	4	3	1	0.0	0.0	0	0	0	0	0	0	0	0	0	0	0	0	0	0	0	0	0	0	0	W	20-13
09/15	Chargers	S	6	6	0	0.0	0.0	1	1	0	0	0	0	0	1	0	0	0	0	0	0	0	0	0	0	0	L	9-20
09/21	at Commanders	S	5	4	1	0.0	0.0	0	0	0	0	0	0	0	0	0	0	0	0	0	0	0	0	0	0	0	L	24-41
09/28	Bears	S	7	3	4	0.0	0.0	0	0	0	0	0	0	0	0	0	0	0	0	0	0	0	0	0	0	0	L	24-25
10/05	at Colts	S	10	5	5	0.0	0.0	0	0	0	0	0	0	0	1	0	0	0	0	0	0	0	0	0	0	0	L	6-40
10/12	Titans	S	6	4	2	0.0	0.0	1	1	0	0	0	0	0	0	0	0	0	0	0	0	0	0	0	0	0	W	20-10
10/19	at Chiefs	S	10	8	2	0.0	0.0	0	0	0	0	0	0	0	0	1	0	0	0	0	0	0	0	0	0	0	L	0-31
11/02	Jaguars	S	7	4	3	0.0	0.0	0	0	0	0	0	0	0	0	0	0	0	0	0	0	0	0	0	0	0	L	29-30+
11/06	at Broncos	S	9	2	7	0.0	0.0	1	2	0	0	0	0	0	0	0	0	0	0	0	0	0	0	0	0	0	L	7-10
11/17	Cowboys	S	6	2	4	0.0	0.0	0	0	0	0	0	0	0	0	0	0	0	0	0	0	0	0	0	0	0	L	16-33
11/23	Browns	S	6	3	3	0.0	0.0	0	0	0	0	0	0	0	0	1	0	0	0	0	0	0	0	0	0	0	L	10-24
11/30	at Chargers	S	17	8	9	0.0	0.0	0	0	0	0	0	0	0	0	0	0	0	0	0	0	0	0	0	0	0	L	14-31
12/07	Broncos	S	11	7	4	1.0	0.0	0	0	2	0	0	0	0	0	0	0	0	0	0	0	0	0	0	0	0	L	17-24
12/14	at Eagles	S	3	1	2	0.0	0.0	0	0	0	0	0	0	0	0	0	0	0	0	0	0	0	0	0	0	0	L	0-31
12/21	at Texans	S	7	3	4	0.0	0.0	0	0	0	0	0	0	0	0	0	0	0	0	0	0	0	0	0	0	0	L	21-23
12/28	Giants		INJURED RESERVE																							L	10-34
01/04	Chiefs		INJURED RESERVE																							W	14-12
2025 TOTALS		**15-15**	**114**	**63**	**51**	**1.0**	**0.0**	**3**	**4**	**2**	**0**	**0**	**0**	**0**	**2**	**2**	**0**	**0**	**0**	**0**	**0**	**0**	**0**	**0**	**0**	**0**	**3-14**	

+ - Overtime

JEREMY CHINN'S 2024 GXG REGULAR-SEASON STATISTICS (COMMANDERS)

			TACKLES								INTERCEPTIONS					O. FUMB				ST					MISC			
DATE	OPPONENT	P/S	TK	S	A	SK	YDS	TFL	YDS	QBH	NO	YDS	LG	TD	PD	FF	FR	TD	YDS	TK	S	A	FF	FR	S	A	W/L	SCORE
09/08	at Buccaneers	S	3	2	1	0.0	0.0	0	0	0	0	0	0	0	0	0	0	0	0	0	0	0	0	0	0	0	L	20-37
09/15	Giants	S	2	1	1	0.0	0.0	0	0	0	0	0	0	0	0	0	1	0	0	0	0	0	0	0	0	0	W	21-18
09/23	at Bengals	S	4	4	0	0.0	0.0	1	1	0	0	0	0	0	0	0	0	0	0	0	0	0	0	0	0	0	W	38-33
09/29	at Cardinals	S	8	5	3	0.0	0.0	0	0	0	0	0	0	0	0	0	0	0	0	2	2	0	1	0	0	0	W	42-14
10/06	Browns	S	4	3	1	0.0	0.0	0	0	0	0	0	0	0	0	0	0	0	0	0	0	0	0	0	0	0	W	34-13
10/13	at Ravens	S	6	6	0	0.0	0.0	0	0	0	0	0	0	0	0	0	0	0	0	2	1	1	0	0	0	0	L	23-30
10/20	Panthers	S	4	1	3	0.0	0.0	0	0	0	0	0	0	0	0	0	0	0	0	2	1	1	0	0	0	0	W	40-7
10/27	Bears	S	4	2	2	0.0	0.0	0	0	0	0	0	0	0	0	0	0	0	0	0	0	0	0	0	0	0	W	18-15
11/03	at Giants	S	12	7	5	0.0	0.0	2	11	0	0	0	0	0	1	0	0	0	0	1	0	1	0	0	0	0	W	27-22
11/10	Steelers	S	12	6	6	0.0	0.0	0	0	0	1	0	0	0	1	0	1	0	0	1	0	1	0	0	0	0	L	27-28
11/14	at Eagles	S	12	9	3	0.0	0.0	0	0	0	0	0	0	0	0	0	0	0	0	1	1	0	0	0	0	0	L	18-26
11/24	Cowboys	S	3	2	1	0.0	0.0	0	0	0	0	0	0	0	1	0	0	0	0	0	0	0	0	0	0	0	L	26-34
12/01	Titans	S	3	2	1	0.0	0.0	0	0	1	0	0	0	0	0	0	0	0	0	0	0	0	0	0	0	0	W	42-19
12/15	at Saints	S	7	5	2	1.0	9.0	2	10	1	0	0	0	0	0	0	0	0	0	0	0	0	0	0	0	0	W	20-19
12/22	Eagles	S	6	3	3	0.0	0.0	0	0	0	0	0	0	0	0	0	0	0	0	0	0	0	0	0	0	0	W	36-33
12/29	Falcons	S	5	2	3	0.0	0.0	0	0	0	0	0	0	0	2	0	0	0	0	0	0	0	0	0	0	0	W	30-24+
01/05	at Cowboys	S	12	7	5	1.0	8.0	2	15	1	0	0	0	0	0	0	0	0	0	1	1	0	0	0	0	0	W	23-19
2024 TOTALS		**17-17**	**107**	**67**	**40**	**2.0**	**17.0**	**7**	**37**	**3**	**1**	**0**	**0**	**0**	**5**	**0**	**2**	**0**	**0**	**10**	**6**	**4**	**1**	**0**	**0**	**0**	**12-5**	

+ - Overtime

JEREMY CHINN'S 2023 GXG REGULAR-SEASON STATISTICS (PANTHERS)

			TACKLES								INTERCEPTIONS					O. FUMB				ST					MISC			
DATE	OPPONENT	P/S	TK	S	A	SK	YDS	TFL	YDS	QBH	NO	YDS	LG	TD	PD	FF	FR	TD	YDS	TK	S	A	FF	FR	S	A	W/L	SCORE
09/10	at Falcons	S	7	3	4	0.0	0.0	0	0	0	0	0	0	0	0	0	0	0	0	0	0	0	0	0	0	0	L	10-24
09/18	Saints	S	2	2	0	0.0	0.0	1	0	0	0	0	0	0	1	0	0	0	0	1	1	0	0	0	0	0	L	17-20
09/24	at Seahawks	S	5	2	3	0.0	0.0	0	0	0	0	0	0	0	0	0	0	0	0	0	0	0	0	0	0	0	L	27-37
10/01	Vikings	S	6	6	0	1.0	8.0	1	8	1	0	0	0	0	0	0	0	0	0	0	0	0	0	0	0	0	L	13-21
10/08	at Lions	S	2	1	1	0.0	0.0	0	0	0	0	0	0	0	0	0	0	0	0	0	0	0	0	0	0	0	L	24-42
10/15	at Dolphins	S	0	0	0	0.0	0.0	0	0	0	0	0	0	0	0	0	0	0	0	0	0	0	0	0	0	0	L	21-42
10/29	Texans										INJURED RESERVE																W	15-13
11/05	Colts										INJURED RESERVE																L	13-27
11/09	at Bears										INJURED RESERVE																L	13-16
11/19	Cowboys										INJURED RESERVE																L	10-33
11/26	at Titans										INJURED RESERVE																L	10-17
12/03	at Buccaneers	P	0	0	0	0.0	0.0	0	0	0	0	0	0	0	0	0	0	0	0	0	0	0	0	0	0	0	L	18-21
12/10	at Saints	S	3	0	3	0.0	0.0	0	0	0	0	0	0	0	0	0	0	0	0	0	0	0	0	0	0	0	L	6-28
12/17	Falcons	P	1	1	0	0.0	0.0	0	0	0	0	0	0	0	0	0	0	0	0	0	0	0	0	0	0	0	W	9-7
12/24	Packers	P	1	0	1	0.0	0.0	0	0	0	0	0	0	0	0	0	0	0	0	1	1	0	0	0	0	0	L	30-33
12/31	at Jaguars	P	1	1	0	0.0	0.0	0	0	0	0	0	0	0	0	0	0	0	0	0	0	0	0	0	0	0	L	0-26
01/07	Buccaneers	S	0	0	0	0.0	0.0	0	0	0	0	0	0	0	0	0	0	0	0	0	0	0	0	0	0	0	L	0-9
2023 TOTALS		**12-8**	**28**	**16**	**12**	**1.0**	**8.0**	**2**	**8**	**1**	**0**	**0**	**0**	**0**	**1**	**0**	**0**	**0**	**0**	**2**	**2**	**0**	**0**	**0**	**0**	**0**	**2-15**	

JEREMY CHINN'S 2022 GXG REGULAR-SEASON STATISTICS (PANTHERS)

			TACKLES								INTERCEPTIONS					O. FUMB				ST					MISC			
DATE	OPPONENT	P/S	TK	S	A	SK	YDS	TFL	YDS	QBH	NO	YDS	LG	TD	PD	FF	FR	TD	YDS	TK	S	A	FF	FR	S	A	W/L	SCORE
09/11	Browns	S	7	5	2	0.0	0.0	0	0	0	0	0	0	0	0	0	0	0	0	0	0	0	0	0	0	0	L	24-26
09/18	at Giants	S	5	3	2	0.0	0.0	0	0	0	0	0	0	0	0	0	0	0	0	0	0	0	0	0	0	0	L	16-19
09/25	Saints	S	8	6	2	1.0	11.0	1	11	1	0	0	0	0	2	0	0	0	0	0	0	0	0	0	0	0	W	22-14
10/02	Cardinals	S	0	0	0	0.0	0.0	0	0	0	0	0	0	0	0	0	0	0	0	0	0	0	0	0	0	0	L	16-26
10/09	49ers										INJURED RESERVE																L	15-37
10/16	at Rams										INJURED RESERVE																L	10-24
10/23	Buccaneers										INJURED RESERVE																W	21-3
10/30	at Falcons										INJURED RESERVE																L	34-37+
11/06	at Bengals										INJURED RESERVE																L	21-42
11/10	Falcons										INJURED RESERVE																W	25-15
11/20	at Ravens	S	9	7	2	0.0	0.0	0	0	0	0	0	0	0	0	0	0	0	0	0	0	0	0	0	0	0	L	3-13
11/27	Broncos	S	1	1	0	0.0	0.0	0	0	0	0	0	0	0	0	0	0	0	0	0	0	0	0	0	0	0	W	23-10
12/11	at Seahawks	S	5	3	2	0.0	0.0	1	0	0	0	0	0	0	1	0	0	0	0	0	0	0	0	0	0	0	W	30-24
12/18	Steelers	S	14	11	3	0.0	0.0	0	0	0	0	0	0	0	1	0	0	0	0	0	0	0	0	0	0	0	L	16-24
12/24	Lions	S	6	5	1	0.0	0.0	0	0	0	0	0	0	0	1	0	0	0	0	0	0	0	0	0	0	0	W	37-23
01/01	at Buccaneers	S	12	8	4	0.0	0.0	0	0	0	0	0	0	0	0	0	0	0	0	0	0	0	0	0	0	0	L	24-30
01/08	at Saints	S	3	2	1	0.0	0.0	0	0	0	0	0	0	0	1	0	0	0	0	0	0	0	0	0	0	0	W	10-7
2022 TOTALS		**11-11**	**70**	**51**	**19**	**1.0**	**11.0**	**2**	**11**	**1**	**0**	**0**	**0**	**0**	**6**	**0**	**0**	**0**	**0**	**0**	**0**	**0**	**0**	**0**	**0**	**0**	**7-10**	

+ - Overtime

JEREMY CHINN'S 2021 GXG REGULAR-SEASON STATISTICS (PANTHERS)

			TACKLES								INTERCEPTIONS					O. FUMB				ST					MISC			
DATE	OPPONENT	P/S	TK	S	A	SK	YDS	TFL	YDS	QBH	NO	YDS	LG	TD	PD	FF	FR	TD	YDS	TK	S	A	FF	FR	S	A	W/L	SCORE
09/12	Jets	S	3	3	0	0.0	0.0	0	0	1	0	0	0	0	1	0	0	0	0	0	0	0	0	0	0	0	W	19-14
09/19	Saints	S	3	3	0	0.0	0.0	0	0	1	0	0	0	0	0	0	0	0	0	0	0	0	0	0	0	0	W	26-7
09/23	at Texans	S	5	3	2	0.0	0.0	0	0	0	0	0	0	0	0	0	0	0	0	0	0	0	0	0	0	0	W	24-9
10/03	at Cowboys	S	6	5	1	0.0	0.0	0	0	0	0	0	0	0	0	0	0	0	0	0	0	0	0	0	0	0	L	28-36
10/10	Eagles	S	4	3	1	0.0	0.0	0	0	0	0	0	0	0	0	0	1	0	18	0	0	0	0	0	0	0	L	18-21
10/17	Vikings	S	9	7	2	0.0	0.0	0	0	0	0	0	0	0	1	0	0	0	0	0	0	0	0	0	0	0	L	28-34+
10/24	at Giants	S	8	4	4	0.0	0.0	1	2	1	0	0	0	0	0	0	0	0	0	0	0	0	0	0	0	0	L	3-25
10/31	at Falcons	S	5	4	1	0.0	0.0	0	0	0	0	0	0	0	1	0	0	0	0	0	0	0	0	0	0	0	W	19-13
11/07	Patriots	S	11	5	6	0.0	0.0	2	1	0	0	0	0	0	0	1	0	0	0	0	0	0	0	0	0	0	L	6-24
11/14	at Cardinals	S	4	4	0	0.0	0.0	1	0	0	0	0	0	0	0	0	0	0	0	0	0	0	0	0	0	0	W	34-10
11/21	Football Team	S	13	9	4	0.0	0.0	1	3	0	0	0	0	0	0	0	0	0	0	0	0	0	0	0	0	0	L	21-27
11/28	at Dolphins	S	7	5	2	0.0	0.0	0	0	0	0	0	0	0	1	0	0	0	0	0	0	0	0	0	0	0	L	10-33
12/12	Falcons	S	13	8	5	0.0	0.0	0	0	0	0	0	0	0	0	0	0	0	0	0	0	0	0	0	0	0	L	21-29
12/19	at Bills	S	7	5	2	0.0	0.0	0	0	0	1	0	0	0	1	0	0	0	0	0	0	0	0	0	0	0	L	14-31
12/26	Buccaneers	S	5	3	2	0.0	0.0	0	0	0	0	0	0	0	0	0	0	0	0	0	0	0	0	0	0	0	L	6-32
01/02	at Saints	S	3	3	0	1.0	7.0	1	7	2	0	0	0	0	0	0	0	0	0	1	1	0	0	0	0	0	L	10-18
01/09	at Buccaneers										ON INACTIVE LIST																L	17-41
2021 TOTALS		**16-16**	**106**	**74**	**32**	**1.0**	**7.0**	**6**	**13**	**5**	**1**	**0**	**0**	**0**	**5**	**1**	**1**	**0**	**18**	**1**	**1**	**0**	**0**	**0**	**0**	**0**	**5-12**	

+ - Overtime

JEREMY CHINN'S 2020 GXG REGULAR-SEASON STATISTICS (PANTHERS)

			TACKLES								INTERCEPTIONS					O. FUMB				ST					MISC			
DATE	OPPONENT	P/S	TK	S	A	SK	YDS	TFL	YDS	QBH	NO	YDS	LG	TD	PD	FF	FR	TD	YDS	TK	S	A	FF	FR	S	A	W/L	SCORE
09/13	Raiders	S	8	7	1	0.0	0.0	0	0	0	0	0	0	0	0	0	0	0	0	0	0	0	0	0	0	0	L	30-34
09/20	at Buccaneers	S	6	1	5	0.0	0.0	0	0	0	0	0	0	0	0	0	0	0	0	1	0	1	0	0	0	0	L	17-31
09/27	at Chargers	S	12	6	6	0.0	0.0	1	3	1	0	0	0	0	0	0	0	0	0	0	0	0	0	0	0	0	W	21-16
10/04	Cardinals	S	8	5	3	0.0	0.0	0	0	0	0	0	0	0	0	0	0	0	0	0	0	0	0	0	0	0	W	31-21
10/11	at Falcons	S	9	5	4	0.0	0.0	0	0	0	0	0	0	0	1	0	0	0	0	0	0	0	0	0	0	0	W	23-16
10/18	Bears	S	5	4	1	0.0	0.0	0	0	0	1	0	0	0	2	0	0	0	0	0	0	0	0	0	0	0	L	16-23
10/25	at Saints	S	8	4	4	0.0	0.0	0	0	0	0	0	0	0	1	0	0	0	0	0	0	0	0	0	0	0	L	24-27
10/29	Falcons	S	10	6	4	0.0	0.0	0	0	1	0	0	0	0	1	0	0	0	0	0	0	0	0	0	0	0	L	17-25
11/08	at Chiefs		GAME INACTIVE																								L	31-33
11/15	Buccaneers	S	3	2	1	0.0	0.0	0	0	0	0	0	0	0	0	0	0	0	0	0	0	0	0	0	0	0	L	23-46
11/22	Lions	S	4	2	2	0.0	0.0	0	0	0	0	0	0	0	0	0	0	0	0	0	0	0	0	0	0	0	W	20-0
11/29	at Vikings	S	13	7	6	0.0	0.0	0	0	1	0	0	0	0	0	1	2	2	45	0	0	0	0	0	0	0	L	27-28
12/13	Broncos	S	8	7	1	1.0	11.0	1	0	1	0	0	0	0	0	1	0	0	0	0	0	0	0	0	0	0	L	27-32
12/19	at Packers	S	7	5	2	0.0	0.0	0	0	0	0	0	0	0	0	0	0	0	0	0	0	0	0	0	0	0	L	16-24
12/27	at Football Team	S	8	6	2	0.0	0.0	0	0	0	0	0	0	0	0	0	0	0	0	0	0	0	0	0	0	0	W	20-13
01/03	Saints	S	7	1	6	0.0	0.0	0	0	1	0	0	0	0	0	0	0	0	0	0	0	0	0	0	0	0	L	7-33
2020 TOTALS		**15-15**	**116**	**68**	**48**	**1.0**	**11.0**	**2**	**3**	**5**	**1**	**0**	**0**	**0**	**5**	**2**	**2**	**2**	**45**	**1**	**0**	**1**	**0**	**0**	**0**	**0**	**5-11**	

JEREMY CHINN'S 2024 GXG POSTSEASON STATISTICS (COMMANDERS)

			TACKLES								INTERCEPTIONS					O. FUMB				ST					MISC			
DATE	OPPONENT	P/S	TK	S	A	SK	YDS	TFL	YDS	QBH	NO	YDS	LG	TD	PD	FF	FR	TD	YDS	TK	S	A	FF	FR	S	A	W/L	SCORE
01/12	at Buccaneers	S	7	3	4	0.0	0.0	0	0	0	0	0	0	0	0	0	0	0	0	1	1	0	0	0	0	0	W	23-20
01/18	at Lions	S	12	7	5	0.0	0.0	0	0	0	1	7	7	0	1	0	0	0	0	0	0	0	0	0	0	0	W	45-31
01/26	at Eagles	S	7	5	2	0.0	0.0	0	0	0	0	0	0	0	0	0	0	0	0	2	1	1	0	0	0	0	L	23-55
2024 TOTALS		**3-3**	**26**	**15**	**11**	**0.0**	**0.0**	**0**	**0**	**0**	**1**	**7**	**7**	**0**	**1**	**0**	**0**	**0**	**0**	**3**	**2**	**1**	**0**	**0**	**0**	**0**	**2-1**	

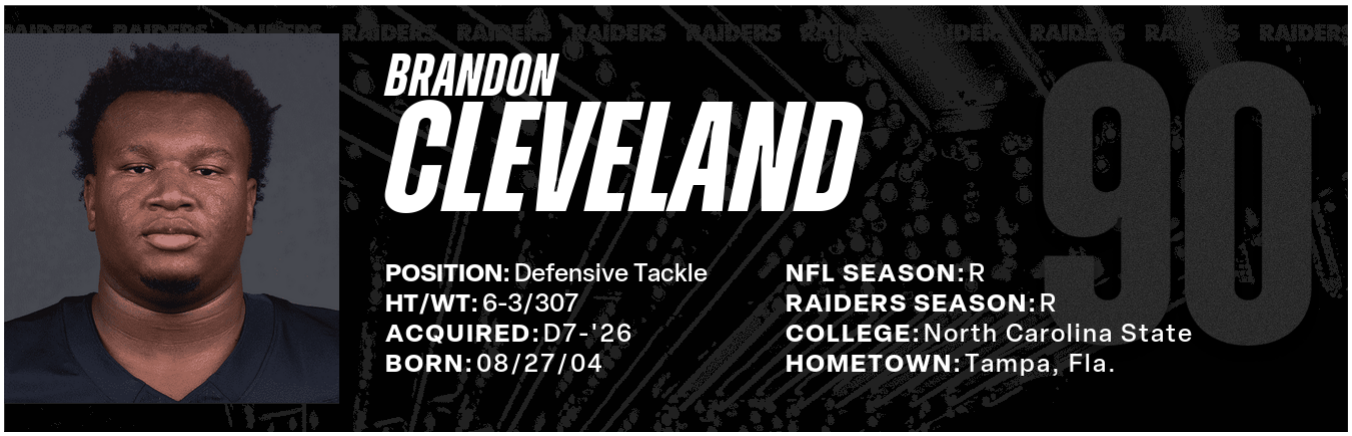

TRANSACTIONS: *Selected by Las Vegas Raiders in the seventh round (229th overall) of the 2026 NFL Draft, April 25, 2026.*

AT A GLANCE

- Played in 45 games over four seasons (2022-25) at North Carolina State and recorded 107 tackles (36 solo), 16 tackles for loss, 6.0 sacks, one pass defensed, two forced fumbles and one fumble recovery.
- As a senior in 2025, played in 13 games with 12 starts and totaled 36 tackles, seven tackles for loss and 2.0 sacks.
- Started every game at nose tackle in 2024 and recorded 36 tackles, 3.5 tackles for loss, 0.5 sacks, one pass defensed and one forced fumble.

COLLEGE: Played in 45 games over four seasons (2022-25) at North Carolina State and recorded 107 tackles (36 solo), 16 tackles for loss, 6.0 sacks, one pass defensed, two forced fumbles and one fumble recovery…**Senior (2025):** Played in all 13 games with 12 starts and totaled 36 tackles (12 solo – a career-high), seven tackles for loss and 2.0 sacks…Tallied five tackles (two), a season-best 2.5 tackles for loss and 1.0 sack at Duke…Finished with a season-high six tackles at Pitt., matching a career best…Registered two tackles (one), 1.5 tackles for loss and 1.0 sack against North Carolina…**Junior (2024):** In his first season as a full-time starter, finished with a then career-high 36 tackles (10), 3.5 tackles for loss, half a sack, one pass defensed and one fumble recovery…Finished inside the Top 30 in the country among Power 4 interior linemen with a 75.5 overall grade and 80.5 rush defense grade, according to PFF…Also finished with 14 total pressures…Finished with five tackles and 1.0 sack against Duke…Posted six tackles (two) and one pass defensed at Georgia Tech…**Sophomore (2023):** Appeared in all 13 games as a backup nose tackle and finished with 28 tackles (13), 4.5 tackles for loss, 3.0 sacks and two forced fumbles…Earned the start in the Pop-Tarts Bowl against Kansas State...Notched four tackles in 22 snaps against Marshall, including two tackles for loss and 1.5 sacks - all while playing just 22 snaps...Forced a fumble and tallied a career-high four tackles against No. 10 Notre Dame…**Freshman (2022):** Played in six games and recorded seven tackles (one), one tackle for loss and a half sack...Tallied two tackles against Louisville and against Maryland in the Duke's Mayo Bowl...Named to the ACC Academic Honor Roll.

PERSONAL: Played on the defensive line at Carrollwood Day School in Tampa, Fla. ...Played his first two years at Seffner Christian...Career totals include 211 tackles (119 solo), 73 tackles for loss and 32.5 sacks...Picked off a pair of passes and blocked a punt...As a senior, finished with 50 tackles, 26 tackles for loss and 8.0 sacks, helping lead his team to a 7-3 record and the Florida 3A state playoffs...As a junior, posted 46 tackles, 18 tackles for loss and 11.0 sacks, as his team reached the second round of the Florida 2A state playoffs...As a sophomore, tallied 76 tackles, 18 tackles for loss and 9.5 sacks...Named a Tampa Bay Times All-Hillsborough honorable mention selection...Helped Seffner Christian reach the Florida 2A semifinals...During his freshman year, posted 39 tackles, six tackles for loss and 2.0 sacks...Ranked as a four-star recruit by Rivals and 247Sports.

BRANDON CLEVELAND'S NFL REGULAR SEASON DEFENSIVE STATISTICS

				TACKLES								INTERCEPTIONS					O. FUMB				ST					MISC	
DATE	TEAM	GP	GS	TK	S	A	TFL	YDS	SK	YDS	QBH	NO	YDS	LG	TD	PD	FF	FR	TD	YDS	TK	S	A	FF	FR	S	A
2026	Raiders	0	0	0	0	0	0	0	0.0	0.0	0	0	0	0	0	0	0	0	0	0	0	0	0	0	0	0	0
NFL TOTALS		**0**	**0**	**0**	**0**	**0**	**0**	**0**	**0.0**	**0.0**	**0**	**0**	**0**	**0**	**0**	**0**	**0**	**0**	**0**	**0**	**0**	**0**	**0**	**0**	**0**	**0**	**0**

BRANDON CLEVELAND'S 2026 GXG REGULAR-SEASON STATISTICS (RAIDERS)

			TACKLES								INTERCEPTIONS					O. FUMB				ST					MISC			
DATE	OPPONENT	P/S	TK	S	A	SK	YDS	TFL	YDS	QBH	NO	YDS	LG	TD	PD	FF	FR	TD	YDS	TK	S	A	FF	FR	S	A	W/L	SCORE
09/13	Dolphins										PRACTICE SQUAD																W	27-13
09/20	at Chargers										PRACTICE SQUAD																W	26-14
09/27	at Saints										PRACTICE SQUAD																W	35-27
10/04	Chiefs										PRACTICE SQUAD																L	27-30
10/11	at Patriots										PRACTICE SQUAD																L	17-45
10/18	Bills										PRACTICE SQUAD																L	30-33
10/25	Rams										PRACTICE SQUAD																L	21-35
11/01	at Jets										PRACTICE SQUAD																W	38-33
11/08	at 49ers										PRACTICE SQUAD																L	17-38
11/15	Seahawks										PRACTICE SQUAD																L	13-21
11/22	at Broncos										PRACTICE SQUAD																L	24-38
2026 TOTALS			**0**	**0**	**0**	**0.0**	**0.0**	**0**	**0**	**0**	**0**	**0**	**0**	**0**	**0**	**0**	**0**	**0**	**0**	**0**	**0**	**0**	**0**	**0**	**0**	**0**	**4-7**	



TRANSACTIONS: *Signed by Oakland Raiders as an undrafted free agent, May 6, 2019.*

AT A GLANCE

- Finished 2025 with 71 punts for 3,379 yards (47.6 avg.) and downed 24 punts inside the 20-yard line. He also downed 12 punts inside the 10-yard line in 2025, tied for the fourth most in the NFL.
- In 2024, established a single-season career-high 50.8 yards per punt. His 50.8 yards per punt average is tied for the second-best mark in a single season in Raiders history (min. 50 punts).
- Logged 17 punts of 60+ yards in 2024, the second most in the NFL. He also passed his previous record of 16 punts of 60+ yards in a single season (2023), establishing a new franchise record (since 2000).
- Owns a 48.5 gross punting average since entering the league in 2019, the best mark in the NFL over that span (min. 300 punts). Also has 70 punts of 60+ yards since 2019, the second most in the league over that span.
- In 2023, earned his third-straight Pro Bowl selection and First Team All-Pro in 2023 after finishing with a league-leading 45.1 net punting average, the best average in a single season in Raiders history (since 1976).
- Established an NFL record in 2023, notching the highest single-game punting average in NFL history (63.6), punting five times for 318 yards in Week 9.
- Owns the longest punt in Raiders history and tied for the fourth longest punt in the NFL since 2000 – an 83-yard punt in Week 14 of 2023.

CAREER: Punter enters his eighth year with the Silver and Black, making the team after participating on a tryout basis at the team's rookie mini-camp in 2019…Last season (2025), punted 71 times for 3,379 yards (47.6 avg.) and downed 24 punts inside the 20-yard line…Also downed 12 punts inside the 10-yard line in 2025, tied for the fourth most in the NFL…Finished 2024 with 65 punts for 3,304 yards, establishing a single-season career-high 50.8 yards per punt, tied for the second-best mark in a single season in Raiders history (min. 50 punts)…Logged 17 punts of 60+ yards in 2024, the second most in the NFL and setting a new franchise record (since 2000)…In 2023, Cole finished with a league-leading 45.1 net punting average, the best average in a single season in Raiders history (since 1976), earning him his third-straight Pro Bowl appearance and an Associated Press first team All-Pro selection…Also ranked tied for second in the NFL in gross punting average in 2023 (50.4)…Logged 16 punts of 60-plus yards in 2023, passing Shane Lechler (14 in 2008 and 2011) for the most 60+ yard punts in a single season in Raiders history...In 2022, finished fourth in the NFL with a 48.9 gross punting average on 59 punts and was named to his second career Pro Bowl…In 2021, earned his first Pro Bowl selection after leading the NFL with a 50.0 yard average on 64 punts and placing 28 inside the 20-yard line…In 2020, appeared in all 16 contests for the second consecutive season and set a career high with an average of 40.1 net yards per punt…As a rookie in 2019, set rookie club records for punting average (46.0), net average (39.4) and punts downed inside the 20-yard line (33)…Career totals include 83 games played with 309 punts for 14,889 yards (48.2 avg.), a net average of 42.4 yards and 141 punts downed inside the 20-yard line with a long of 83 yards.

2026: (9/13) vs. Mia.: Punted three times for 190 yards (63.3 avg.), including a game long of 72 yards and downed one punt inside the 20-yard line...Logged two punts of 60+ yards today, one of three punters in the NFL with multiple in Week 1 and reached 72 punts of 60+ yards since 2019, the second most in the NFL over that span (Corey Bojorquez)...**(9/20) at LAC:** Punted six times for 277 yards (46.2 avg.), including a long of 56 yards and downed four punts inside the 20-yard line...Notched his eighth career game with four punts downed inside the 20, tied for the ninth most in the NFL since 2019...**(9/27) at NO:** Punted three times for 147 yards (49.0 avg.), including a long of 62 yards and downed one punt inside the 20-yard line...Reached a 51.2 yards per punt in the first three games, the best mark in the NFL among punters with 10 punts...**(10/4) vs. KC:** Punted three times for 142 yards (47.3 avg.) with a 50 long...**(10/11) at NE:** Punted four times for 192 yards (48.0 avg.) and a 59 long...**(10/18) vs. Buf.:** Punted three times for 166 yards (55.3 avg.) and a 57 long...**(10/25) vs. LAR:** Punted twice for 112 yards (56.0 avg.), including a 61-yard punt and downed one punt inside the 20 yard line...Also completed one pass for 13 yards to convert for a first down on a fake punt...His 13-yard pass was the second pass completion (and attempt) of his career (also: Week 12, 2024 vs. Denver)...Became the first NFL punter this season with a pass completion...Cole joined Ray Guy and Shane Lechler as the only punters in Raiders history with multiple career pass completions (Guy and Lechler had two each)...**(11/1) at NYJ:** Finished with two punts for 107 yards (53.3 avg.) and a 57 long...**(11/8) at SF:** Punted one time for 45 yards (45.0 avg.)...**(11/15) vs. Sea.:** Punted seven times for 395 yards (56.4 avg.), including three punts downed inside the 20-yard line...Notched his second game this season with 3+ punts downed inside the 20...Now has 28 career games with 3+ punts downed inside the 20, the sixth most in the NFL since 2019...**(11/22) at Den.:** Punted six times for 256 yards (42.7 avg.) and a long of 69.

2025: Recorded 71 punts for 3,379 yards (47.6 avg.) and downed 24 punts inside the 20-yard line…Also downed 12 punts inside the 10-yard line in 2025, tied for the fourth most in the NFL…**(9/7) at NE:** Punted five times for 249 yards (49.8 avg.), including a long of 60 yards...**(9/15) vs. LAC:** Punted two times for 114 yards (57.0 avg.), including a long of 60 yards...**(9/21) at Was.:** Punted six times for 294 yards with a long of 56...**(9/28) vs. Chi.:** Punted once for 60 yards...**(10/5) at Ind.:** Left the game with a right ankle injury in the second quarter after his lone punt attempt was blocked...**(10/12) vs. Ten.:** Punted four times for 147 yards (41.8 avg.), including four punts downed inside the 20-yard line...**(10/19) at KC:** Punted six times for 283 yards (47.2 avg.), including three punts downed inside the 20-yard line...**(11/2) vs. Jax.:** Punted one time for 56 yards...**(11/6) at Den.:** Punted seven times for 299 yards (42.7 avg.) and downed three punts inside the 20-yard line...Also downed two punts inside the two-yard line, the first Raiders punter with multiple such punts in a game since Marquette King on November 6, 2016...Reached 68 punts downed inside the 10-yard line since entering the league in 2019 - tied for the third most in the NFL over that span...**(11/17) vs. Dal.:** Punted three times for 160 yards (53.3 avg.) and downed one punt inside the five yard line...Has now downed three punts inside the five-yard line this season, tied for the fourth most in the NFL...Reached 19 punts downed inside the five since 2019, tied for the ninth most in the NFL over that span...**(11/23) vs. Cle.:** Punted eight times for 374 yards (46.8 avg.) with a long of 56...**(11/30) at LAC:** Punted four times for 186

yards (46.5 avg.) with a long of 51...**(12/7) vs. Den.:** Punted three times for 143 yards (47.7 avg.), including along of 58 yards and downed two punts inside the 20-yard line...Notched his 59th career game with multiple punts downed inside the 20-yard line, the second most of such games in the NFL since 2019...Reached 186 punts downed inside the 20-yard line since 2019, the second most in the NFL over that span...**(12/14) at Phi.:** Punted five times for 223 total yards (44.6 avg.) with a long of 52...**(12/21) at Hou.:** Punted seven times for 293 yards (41.9) with a long of 52...**(12/28) vs. NYG:** Punted three times for 171 yards (57.0 avg.) and downed one punt inside the 20-yard line...Also notched a 63-yard punt, reaching 70 career punts of 60+ yards, the second most in the NFL since 2019…**(1/4/26) vs. KC:** Punted six times for 307 yards (51.2 avg.) and downed two punts inside the 20-yard line...Notched his 32nd career game with a punting average of 50.0 or better...His 32 games are the second most in the NFL since 2019 and rank 13th in the NFL since 2000...His 32 games are also the second most in Raiders history...Also notched his 61st career game with multiple punts downed inside the 20-yard line, tied for the second most in the NFL since 2019...His 61 games are also tied for the fifth most in the NFL since 2000 among players in their first 117 career games.

2024: Logged 65 punts for 3,304 yards, establishing a single-season career-high 50.8 yards per punt average. His 50.8 yards per punt average is tied for the second-best mark in a single season in Raiders history (min. 50 punts)…Posted 17 punts of 60+ yards in 2024, the second most in the NFL and passing his previous record of 16 punts of 60+ yards in a single season (2023), establishing a new franchise record (since 2000)… Also averaged 42.5 net yards per punt in 2024, the seventh best mark in the NFL among punters with 50+ punts…**(9/8) at LAC:** Punted five times for 265 yards (53.0 avg.), including a 62-yard punt...Downed three punts inside the 20-yard line...**(9/15) at Bal.:** Punted three times for 128 yards (42.7 avg.), with a 54 long...**(9/22) vs. Car.:** Punted five times for 261 yards (52.2 avg.), including three downed inside the 20-yard line and a 58-yard long...**(9/29) vs. Cle.:** Punted four times for 232 yards (58.0 avg.), including a 66-yard punt and a 67-yard punt...Downed two punts inside the 20-yard line...**(10/6) at Den.:** Punted five times for 267 yards (53.4 avg.) and downed two punts inside the 20-yard line...**(10/13) vs. Pit.:** Punted three times for 170 yards (56.7 avg.)...**(10/20) at LAR:** Punted four times, including one downed inside the 20, for a 47.5 average with a 56 long...**(10/27) vs. KC:** Punted two times for 128 yards and a 51.0 net average...**(11/3) at Cin.:** Punted five times for 280 yards (56.0 avg.) and downed three punts inside the 20-yard line...**(11/17) at Mia.:** Punted one time for 54 yards...**(11/24) vs. Den.:** Punted four times for 190 yards (47.5 avg.) and downed two punts inside the 20-yard line…He also completed a 34-yard pass to LB Divine Deablo on a fake punt in the second quarter for a first down, his first career completion and the longest completion by a punter in the NFL since Pat O'Donnell completed a 38-yard pass to Benny Cunningham for the Bears on October 9, 2017...**(12/8) at TB:** Punted four times for 177 yards (44.3 avg.) and a long of 51...**(12/16) vs. Atl.:** Punted five times (one blocked) for a total 159 yards and a 29.4 net average...**(12/22) vs. Jac.:** Punted six times for 285 yards (47.5 avg.), including one 60-yard punt and three punts downed inside the 20-yard line...**(12/29) at NO:** Punted four times for 198 yards (49.5 avg.), including a season-long 71-yard punt and two punts downed inside the 20-yard line...(1/5/25) vs. LAC: Punted three times for 180 yards (60.0 avg.), including a 62-yard punt and a 60-yard punt, along with two punts downed inside the 20-yard line.

2023: Led the league in net punting average (45.1), earning him his third-straight Pro Bowl appearance and garnering an Associated Press first team All-Pro selection… Also ranked tied for second in the NFL in gross punting average in 2023 (50.4)… Logged 16 punts of 60-plus yards in 2023, the second most in the NFL and passed Shane Lechler (14 in 2008 and 2011) for the most 60-plus yard punts in a single season in Raiders history…**(9/10) at Den.:** Totaled 49 yards on one punt...**(9/17) at Buf.:** Totaled 149 yards on three punts (49.7 avg.), placing two punts inside the 20 yard-yard line...**(9/24) vs. Pit.:** Punted five times for 262 yards (52.4 avg.)...**(10/1) at LAC:** Punted five times for 269 yards (53.8 avg.), including a long of 70 yards and three punts downed inside the 20-yard line...Now has 35 punts of 60+ yards since entering the league in 2019, tied for the most in the NFL over that span (Corey Bojorquez, 35)...**(10/9) vs. GB:** Punted four times for 189 yards (47.3 avg.), including a long of 55 yards and four punts downed inside the 20-yard line...**(10/15) vs. NE:** Totaled 103 yards on two punts (51.5 avg.) and had one punt downed inside the 20-yard line...**(10/22) at Chi.:** Punted twice for 82 yards (41.0 avg.) and downed both punts inside the 20-yard line...**(10/30) at Det.:** Punted five times for 242 yards (48.4 avg.) and downed two punts inside the 20-yard line...**(11/5) vs. NYG:** Punted five times for 318 yards (63.6 avg.) and downed one punt inside the 20-yard line...Averaged 63.6 yards per punt in the game, the highest single-game punting average in NFL history (min. four punts)...**(11/12) vs. NYJ:** Punted five times for 253 yards (50.6 avg.) and downed three punts inside the 20-yard line...Booted two punts over 60 yards...**(11/19) at Mia.:** Punted six times for 315 yards (52.5 avg.) and downed two punts inside the 20-yard line...Logged a 61-yard punt in the second quarter...**(11/26) vs. KC:** Punted three times for 117 yards (39.0 avg.) and a 51 long...**(12/10) vs. Min.:** Logged eight punts for 433 yards (54.1 avg.) with an 83 long and two touchbacks...His 83-yard punt is the longest punt in Raiders history and tied for the fourth longest punt in the NFL since 2000…**(12/14) vs. LAC:** Punted six times for 310 yards (51.7 avg.) with a 68-yard long and two touchbacks...**(12/25) at KC:** Punted six times for 271 yards (45.2 avg.),with three punts inside the 20-yard line and a 50-yard long...**(12/31) at Ind.:** Punted six times for a total 187 yards (37.4 avg.) and a 56 long...**(1/7/24) vs. Den.:** Punted four times for 234 yards (58.5 avg.) and downed one punt inside the 20-yard line.

2022: Earned his second Pro Bowl selection, finishing fourth in the NFL with a 48.9 gross punting average on 59 punts, while his 43.9 net punting average ranked fifth in the league (min. 50 attempts)….Downed 20.3 percent of his punts (12) inside the 10-yard line this season, the fifth-best percentage in the NFL…His five punts downed inside the 5-yard line (8.5 percent) ranked second in the league…**(9/11) at LAC:** Netted 106 yards (53 avg.) on two punts, downing one punt inside the 20-yard line, with a 56-yard long...**(9/18) vs. Ari.:** Totaled three punts for 161 yards (53.7 avg.) with a 66-yard long...**(9/25) at Ten.:** Recorded 144 yards (48.0 avg.) on three punts, placing two inside the 20-yard line...**(10/2) vs. Den**.: Totaled 215 yards on four punts, averaging 53.8 yards…**(10/10) at KC.:** Punted two times for 104 yards (52 avg.) with a 60-yard long...**(10/23) vs. Hou.:** Averaged 46.5 yards on two punts with a 50-yard long...**(10/30) at NO**: Punted five times for 229 yards (45.8 avg.) with a 54-yard long...**(11/6) at Jac.:** Totaled 196 yards on four punts (49.0 avg.), downing three inside the 20-yard line...**(11/13) vs. Ind.:** Netted 294 yards (53.4 avg.) on five punts with a season-high 67-yard long...**(11/20) at Den.:** Averaged 46.8 yards on four punts...**(11/27) at Sea.:** Totaled 91 yards on two punts with a 50-yard long...**(12/4) vs. LAC:** Averages 34.5 yards on four punts, downing two inside the 20-yard line...**(12/8) at LAR:** Punted three times for 148 yards (49.3 avg.) with a 64-yard long...**(12/18) vs. NE:** Punted a season-high seven times for 324 yards (46.3 avg.)…Downed two punts inside the 20-yard line…**(12/24) at Pit.:** Averages 41.6 yards on five punts...**(1/1/23) vs. SF:** Totaled 81 yards on two punts (40.5 avg.)…**(1/7/23) vs. KC:** Averaged 61.0 yards on two punts, downing one inside the 20-yard line.

2021: Earned his first Pro Bowl selection, averaging 50.0 yards on 64 punts and placing 28 inside the 20-yard line...Led the NFL with 50.0 yard average, which also ranked eighth in NFL history...**(9/13) vs. Bal.:** Averaged 52.7 yards, placing two punts inside the 20-yard line...**(9/19) at Pit.:** Averaged 47.5 yards, placing two punts inside the 20-yard line...**(9/26) vs. Mia.:** Averaged 54.0 yards, placing two punts inside the 20-yard line...**(10/4) at LAC:** Averaged 51.2 yards and placed one punt inside the 20-yard line...**(10/10) vs. Chi.:** Averaged 56.0 yards in the contest...Also recorded a season-high three punts inside the 20-yard line...**(10/17) at Den.:** Averaged a career-high 57.0 yards, placing two punts inside the 20-yard line...Recorded a 71-yard punt, marking the second-longest of his career...**(10/24) vs. Phi.:** Averaged 47.0 yards in the win, placing one punt inside the 20-yard line...**(11/7) at NYG:** Averaged 50.0 yards on the day...**(11/14) vs. KC:** Punted five times for 250 yards (50.0 avg.), placing one punt inside the 20-yard line...Added one tackle and one forced fumble...**(11/21) vs. Cin.:** Averaged 46.5 yards, placing two punts inside the 20-yard line...**(11/25) at Dal.:** Averaged 48.6 yards, placing four punts inside the 20-yard line...**(12/5) vs. Was.:** Averaged 50.5 yards and placed two punts inside the 20-yard line...**(12/12) at KC:** Averaged 50.0 yards on three punts...**(12/20) at Cle.:** Averaged 44.3 yards in the win, placing one punt inside the 20-yard line...**(12/26) vs. Den.:** Averaged 42.5 yards on two punt, both of which were placed inside the 20-yard line...**(1/2/22) at Ind.:** Averaged 52.0 yards on two punts with one punt placed inside the 20-yard line...**(1/9/22) vs. LAC:** Averaged 45.3 yards on four punts in the win, placing two punts inside the 20-yard line...**Postseason: (1/15/22) at Cin.:** Averaged 49.5 yards on two punts in is first postseason appearance.

2020: Played in 16 games and recorded 44 punts for 1,939 yards (44.1 avg.)...Finished tied for 16th in the NFL with 20 punts placed inside the 20-yard line, while his percentage of punts downed inside the 20-yard line (45.5 percent) ranked fourth in the league...His 133 opponent punt return yards allowed ranked seventh-fewest in the NFL...**(9/13) at Car.:** Punted three times for 127 yards (42.3 avg.) with a long of 52 yards...**(9/21) vs. NO:** Punted two times for 80 yards with a long of 44 yards...**(9/27) at NE:** Punted three times for 136 yards (45.3 avg.), placing one punt inside the 20-yard line...**(10/4) vs. Buf.:** Punted one time for 57 yards...**(10/11) at KC:** Punted two times for 106 yards (53.0 avg.), placing one punt inside the 20-yard line...**(10/25) vs. TB:** Punted three times for 121 yards (40.3 avg.), placing two punts inside the 20-yard line...**(11/1) at Cle.:** Punted one time for 56 yards, placing the punt inside the 20-yard line...**(11/8) at LAC:** Punted four times for 150 yards (37.5 avg.), placing two punts inside the 20-yard line...**(11/15) vs. Den.:** Punted four times for 174 yards (43.5 avg.), placing a season-high three punts inside the 20-yard line...**(11/22) vs. KC:** Punted two times for 73 yards (36.5 avg.), placing one punt inside the 20-yard line...**(11/29) at Atl.:** Punted a season-high five times for 243 yards (48.6 avg.) with a long of 63 yards...Tied his season-high by placing three punts inside the 20-yard line, while his 63-yard punt marked a new season-long...**(12/6) at NYJ:** Punted three times for 129 yards (43.0 avg.), placing two punts inside the 20-yard line...**(12/13) vs. Ind.:** Punted one time for 47 yards...**(12/17) vs. LAC:** Punted two times for 75 yards (37.5 avg.) with a 56-yard long...**(12/26) vs. Mia.:** Punted four times for 168 yards (42.0 avg.) with a 58-yard long, placing two punts inside the 20-yard line...(**1/3/21) at Den.:** Punted four times for 199 yards (49.8 avg.), placing two punts inside the 20-yard line...His 49.8 average was his highest of the season in games with multiple punts.

2019: Played all 16 games in his rookie season and set rookie club records in punting average (46.0), net average (39.4 avg.) and punts downed inside the 20-yard line (33)...Totaled 67 punts for 3,081 yards…Led the league from Weeks 11-17 with 18 punts downed inside the 20-yard line, while his 33 total for the year tied P Shane Lechler for third-most in franchise history and ranked fifth in the NFL...Also booted a 74-yard punt, the third-longest punt in team history, sixth-longest by a rookie in NFL history and third-longest overall in 2019...**(9/9) vs. Den.:** Averaged 44.7 yards on three punts with a 52-yard long, placing one punt inside the 20-yard line in his NFL debut...**(9/15) vs. KC:** Totaled 264 yards on six punts for a 44-yard average and a long of 60 yards...**(9/22) at Min.:** Averaged a season-best 54.3 yards on four punts with a net average of 49.0 yards per punt...Tied a career-long with a 60-yarder, placing two punts inside the 20-yard line...**(9/29) at Ind.:** Punted five times for 253 yards (50.6 avg.) with a long of 59 yards, placing three punts inside the 20-yard line...**(10/6) vs. Chi.:** Averaged 42.5 yards on four punts, placing one punt inside the 20-yard line...**(10/20) at GB:** Punted two times for 106 yards (53.0 avg.) with a long of 59 yards, placing both punts inside the 20-yard line...**(10/27) at Hou.:** Punted six times for 292 yards (48.7 avg.) with a long of 57 yards, placing three punts inside the 20-yard line...**(11/3) vs. Det.:** Punted two times for 96 yards (48.0 avg.) with a long of 52 yards...**(11/7) vs. LAC:** Punted four times for 170 yards (42.5 avg.) with a long of 50 yards, placing one punt inside the 20-yard line...**(11/17) vs. Cin.:** Averaged 42.3 yards on five punts with a 50-yard long, placing one punt inside the 20-yard line...**(11/24) at NYJ:** Punted a career-high seven times for 315 yards (45.0 avg.) with a long of 57 yards, while placing four punts inside the 20-yard line...**(12/1) at KC:** Averaged 38.5 yards on two punts, placing one punt inside the 20-yard line...**(12/8) vs. Ten.:** Totaled 221 yards on five punts for a 44.2 average, placing four punts inside the 20-yard line...**(12/15) vs. Jac.:** Punted four times for 167 yards (41.8 avg.) with a long of 52 yards, placing three punts inside the 20-yard line...**(12/22) at LAC:** Punted five times for 259 yards (51.8 avg.) with a career long of 74 yards, placing three punts inside the 20-yard line...His 74-yard punt was the third-longest in the NFL this season and longest for Raiders players since Lechler's 76-yarder at KC on Dec. 24, 2011...**(12/29) at Den.:** Punted three times for 124 yards (41.3 avg.) with a long of 49 yards...Placed two punts inside the 20-yard line, tying Lechler for third-most punts inside the 20-yard line in a single season in franchise history (33).

COLLEGE: Four-year letterman at North Carolina State (2015-18), appearing in 52 career games...Finished collegiate career ranked second in program history in punting yards (9,288) and third in punts (220)…Also ranked third in the program record book with a 42.2-yard punting average…Had 89 career punts downed inside the 20-yard line…As a senior, punted 49 times for 2,076 yards (42.4 avg.), marking fourth-straight year eclipsing the 2,000-yard mark…Had 22 punts downed inside the 20-yard line…Semifinalist for the Wuerffel Trophy, presented annually to the player "who best combines exemplary community service with athletic and academic achievement"…As a junior, averaged 43.7 yards per punt, which ranked fifth in the ACC and marked the fifth-best single-season average in program history…Totaled 54 punts for 2,358 yards and set a career best by notching 18 punts of 50-or-more yards…Had two punts of 60-plus yards…Named to the preseason watch list for the Ray Guy Award…Finalist for the Wuerffel Trophy…Named to the Allstate AFCA Good Works Team…CoSIDA Academic All-District and Academic All-ACC selection…As a sophomore, punted 51 times for 2,104 yards (41.3 avg.)…As a freshman, set single-season personal standards in punts (66), yards (2,750), touchbacks (six), fair catches (25) and punts inside the 20-yard line (28)…Graduated with a degree in industrial engineering.

PERSONAL: Attended Woodward Academy in College Park, Ga. …As a senior, averaged 40.1 yards per punt and converted 7-of-9 FG attempts and 33-of-38 PAT attempts…Named to the Atlanta Journal-Constitution All-Metro Team…Also named all-region and second-team all-state…Ranked as the No. 13 punter in the nation by Kohl's Kicking, the No. 5 kicker and No. 70 player in Georgia by Rivals.com and the No. 19 kicker in the nation by ESPN.com…Helped team to a 9-3 record and a quarterfinal appearance in the Georgia 3A playoffs…Also played tight end and defensive end.

ADDITIONAL STATISTICS: Special teams tackles – 1 in 2019, 1 in 2021. NFL Totals: 2.

SINGLE-GAME HIGHS: PUNTING: Punts – 8, twice; last: 11/23/25 vs. Cle. Gross Average – 64.0, 10/27/24 vs. KC. Net average – 58.5, 1/7/23 vs KC. Punts inside 20 – four, seven times; last: 10/12/25 vs. Ten. Long – 83, 12/10/23 vs Min.

AJ COLE'S NFL REGULAR SEASON PUNTING STATISTICS

DATE	TEAM	GP	NO.	YDS.	AVG.	OPP. RET.	OPP. YDS.	NET YDS.	NET AVG.	TB	IN20	LG	BK
2019	Raiders	16	67	3,081	46.0	30	318	2,643	39.4	6	33	74	0
2020	Raiders	16	44	1,939	44.1	14	133	1,766	40.1	2	20	63	0
2021	Raiders	17	64	3,202	50.0	28	341	2,721	42.5	7	28	71	0
2022	Raiders	17	59	2,884	48.9	25	274	2,590	43.9	1	26	67	0
2023	Raiders	17	75	3,783	50.4	31	283	3,380	45.1	6	34	83	0
2024	Raiders	17	65	3,304	50.8	26	294	2,850	42.5	8	27	71	2
2025	Raiders	17	71	3,379	47.6	33	400	2,899	39.7	4	24	64	2
2026	Raiders	11	40	2,029	50.7	17	195	1,754	43.9	4	15	72	0
NFL TOTALS		**128**	**485**	**23,601**	**48.7**	**204**	**2,238**	**20,603**	**42.1**	**38**	**207**	**83**	**4**

AJ COLE'S NFL POSTSEASON PUNTING STATISTICS

DATE	TEAM	GP	NO.	YDS.	AVG.	OPP. RET.	OPP. YDS.	NET YDS.	NET AVG.	TB	IN20	LG	BK
2021	Raiders	1	2	99	49.5	2	26	73	36.5	0	0	58	0
NFL TOTALS		**1**	**2**	**99**	**49.5**	**2**	**26**	**73**	**36.5**	**0**	**0**	**58**	**0**

AJ COLE'S 2026 GXG REGULAR-SEASON STATISTICS (RAIDERS)

DATE	OPPONENT		NO.	YDS.	AVG.	OPP. RET.	OPP. YDS.	NET YDS.	NET AVG	TB	IN20	LG	BK	W/L	SCORE
09/13	Dolphins	P	3	190	63.3	1	17	153	51.0	1	1	72	0	W	27-13
09/20	at Chargers	P	6	277	46.2	0	0	277	46.2	0	4	56	0	W	26-14
09/27	at Saints	P	3	147	49.0	1	11	136	45.3	0	1	62	0	W	35-27
10/04	Chiefs	P	3	142	47.3	2	27	115	38.3	0	1	50	0	L	27-30
10/11	at Patriots	P	4	192	48.0	2	29	143	35.8	1	0	59	0	L	17-45
10/18	Bills	P	3	166	55.3	3	37	129	43.0	0	1	57	0	L	30-33
10/25	Rams	P	2	112	56.0	1	5	87	43.5	1	1	61	0	L	21-35
11/01	at Jets	P	2	107	53.5	2	22	85	42.5	0	1	57	0	W	38-33
11/08	at 49ers	P	1	45	45.0	0	0	45	45.0	0	1	45	0	L	17-38
11/15	Seahawks	P	7	395	56.4	4	25	350	50.0	1	3	63	0	L	13-21
11/22	at Broncos	P	6	256	42.7	1	22	234	39.0	0	1	69	0	L	24-38
2026 TOTALS		**11**	**40**	**2,029**	**50.7**	**17**	**195**	**1,754**	**43.9**	**4**	**15**	**72**	**0**	**4-7**	

AJ COLE'S 2025 GXG REGULAR-SEASON STATISTICS (RAIDERS)

DATE	OPPONENT		NO.	YDS.	AVG.	OPP. RET.	OPP. YDS.	NET YDS.	NET AVG	TB	IN20	LG	BK	W/L	SCORE
09/07	at Patriots	P	5	249	49.8	2	16	193	38.6	2	0	60	0	W	20-13
09/15	Chargers	P	2	114	57.0	1	7	107	53.5	0	1	60	0	L	9-20
09/21	at Commanders	P	6	294	49.0	5	127	167	27.8	0	0	56	0	L	24-41
09/28	Bears	P	1	60	60.0	1	19	41	41.0	0	0	60	0	L	24-25
10/05	at Colts	P	0	0	0.0	0	0	0	0.0	0	0	0	1	L	6-40
10/12	Titans	P	4	167	41.8	0	0	167	41.8	0	4	47	0	W	20-10
10/19	at Chiefs	P	6	283	47.2	3	15	268	44.7	0	3	63	0	L	0-31
11/02	Jaguars	P	1	56	56.0	1	4	52	52.0	0	1	56	0	L	29-30+
11/06	at Broncos	P	7	299	42.7	1	-1	280	35.0	1	3	48	1	L	7-10
11/17	Cowboys	P	3	160	53.3	1	14	126	42.0	1	1	64	0	L	16-33
11/23	Browns	P	8	374	46.8	4	61	313	39.1	0	1	56	0	L	10-24
11/30	at Chargers	P	4	186	46.5	2	18	168	42.0	0	2	51	0	L	14-31
12/07	Broncos	P	3	143	47.7	1	48	95	31.7	0	2	58	0	L	17-24
12/14	at Eagles	P	5	223	44.6	3	22	201	40.2	0	0	52	0	L	0-31
12/21	at Texans	P	7	293	41.9	2	19	274	39.1	0	3	52	0	L	21-23
12/28	Giants	P	3	171	57.0	2	18	153	51.0	0	1	63	0	L	10-34
01/04	Chiefs	P	6	307	51.2	4	13	294	49.0	0	2	56	0	W	14-12
2025 TOTALS		**17**	**71**	**3,379**	**47.6**	**33**	**400**	**2,899**	**39.7**	**4**	**24**	**64**	**2**	**3-14**	

+ - Overtime

AJ COLE'S 2024 GXG REGULAR-SEASON STATISTICS (RAIDERS)

DATE	OPPONENT		NO.	YDS.	AVG.	OPP. RET.	OPP. YDS.	NET YDS.	NET AVG	TB	IN20	LG	BK	W/L	SCORE
09/08	at Chargers	P	5	265	53.0	1	9	236	47.2	1	3	62	0	L	10-22
09/15	at Ravens	P	3	128	42.7	1	15	113	37.7	0	0	54	0	W	26-23
09/22	Panthers	P	5	261	52.2	3	33	228	45.6	0	3	58	0	L	22-36
09/29	Browns	P	4	232	58.0	2	30	202	50.5	0	2	67	0	W	20-16
10/06	at Broncos	P	5	267	53.4	2	54	213	42.6	0	2	61	0	L	18-34
10/13	Steelers	P	3	170	56.7	0	0	130	32.5	2	0	66	1	L	13-32
10/20	at Rams	P	4	190	47.5	1	8	162	40.5	1	1	56	0	L	15-20
10/27	Chiefs	P	2	128	64.0	1	6	102	51.0	1	1	68	0	L	20-27
11/03	at Bengals	P	5	280	56.0	3	26	254	50.8	0	3	70	0	L	24-41
11/17	at Dolphins	P	1	54	54.0	1	0	54	54.0	0	1	54	0	L	19-34
11/24	Broncos	P	4	190	47.5	1	22	168	42.0	0	2	60	0	L	19-29
11/29	at Chiefs	P	3	140	46.7	1	8	132	44.0	0	1	55	0	L	17-19
12/08	at Buccaneers	P	4	177	44.3	1	3	154	38.5	1	0	51	0	L	13-28
12/16	Falcons	P	4	159	39.8	1	12	147	29.4	0	1	47	1	L	9-15
12/22	Jaguars	P	6	285	47.5	4	37	248	41.3	0	3	60	0	W	19-14
12/29	at Saints	P	4	198	49.5	1	21	157	39.3	1	2	71	0	W	25-10
01/05	Chargers	P	3	180	60.0	2	10	150	50.0	1	2	62	0	L	20-34
2024 TOTALS		**17**	**65**	**3,304**	**50.8**	**26**	**294**	**2,850**	**42.5**	**8**	**27**	**71**	**2**	**4-13**	

AJ COLE'S 2023 GXG REGULAR-SEASON STATISTICS (RAIDERS)

DATE	OPPONENT		NO.	YDS.	AVG.	OPP. RET.	OPP. YDS.	NET YDS.	NET AVG	TB	IN20	LG	BK	W/L	SCORE
09/10	at Broncos	P	1	49	49.0	0	0	49	49.0	0	0	49	0	W	17-16
09/17	at Bills	P	3	149	49.7	0	0	149	49.7	0	2	53	0	L	10-38
09/24	Steelers	P	5	262	52.4	2	5	237	47.4	1	1	60	0	L	18-23
10/01	at Chargers	P	5	269	53.8	3	18	251	50.2	0	3	70	0	L	17-24
10/09	Packers	P	4	189	47.3	1	2	187	46.8	0	4	55	0	W	17-13
10/15	Patriots	P	2	103	51.5	1	14	89	44.5	0	1	57	0	W	21-17
10/22	at Bears	P	2	82	41.0	0	0	82	41.0	0	2	43	0	L	12-30
10/30	at Lions	P	5	242	48.4	2	18	224	44.8	0	2	52	0	L	14-26
11/05	Giants	P	5	318	63.6	3	33	245	49.0	2	1	69	0	W	30-6
11/12	Jets	P	5	253	50.6	1	5	228	45.6	1	3	63	0	W	16-12
11/19	at Dolphins	P	6	315	52.5	3	30	285	47.5	0	2	61	0	L	13-20
11/26	Chiefs	P	3	117	39.0	1	10	107	35.7	0	1	51	0	L	17-31
12/10	Vikings	P	8	433	54.1	5	48	345	43.1	2	2	83	0	L	0-3
12/14	Chargers	P	6	310	51.7	3	44	266	44.3	0	2	68	0	W	63-21
12/25	at Chiefs	P	6	271	45.2	3	23	248	41.3	0	3	50	0	W	20-14
12/31	at Colts	P	5	187	37.4	0	0	187	37.4	0	4	56	0	L	20-23
01/07	Broncos	P	4	234	58.5	3	33	201	50.3	0	1	66	0	W	27-14
2023 TOTALS		**17**	**75**	**3,783**	**50.4**	**31**	**283**	**3,380**	**45.1**	**6**	**34**	**83**	**0**	**8-9**	

AJ COLE'S 2022 GXG REGULAR-SEASON STATISTICS (RAIDERS)

DATE	OPPONENT		NO.	YDS.	AVG.	OPP. RET.	OPP. YDS.	NET YDS.	NET AVG	TB	IN20	LG	BK	W/L	SCORE
09/11	at Chargers	P	2	106	53.0	0	0	106	53.0	0	1	56	0	L	19-24
09/18	Cardinals	P	3	161	53.7	2	21	140	46.7	0	0	66	0	L	23-29+
09/25	at Titans	P	3	144	48.0	1	21	123	41.0	0	2	58	0	L	22-24
10/02	Broncos	P	4	215	53.8	3	66	149	37.3	0	1	62	0	W	32-23
10/10	at Chiefs	P	2	104	52.0	1	7	97	48.5	0	0	60	0	L	29-30
10/23	Texans	P	2	93	46.5	1	1	92	46.0	0	1	50	0	W	38-20
10/30	at Saints	P	5	229	45.8	2	15	214	42.8	0	4	54	0	L	0-24
11/06	at Jaguars	P	4	196	49.0	2	16	180	45.0	0	3	60	0	L	20-27
11/13	Colts	P	5	294	58.8	3	27	267	53.4	0	3	67	0	L	20-25
11/20	at Broncos	P	4	187	46.8	2	27	160	40.0	0	1	58	0	W	22-16+
11/27	at Seahawks	P	2	91	45.5	1	11	80	40.0	0	1	50	0	W	40-34+
12/04	Chargers	P	4	181	45.3	1	23	138	34.5	1	2	60	0	W	27-20
12/08	at Rams	P	3	148	49.3	1	0	148	49.3	0	2	64	0	L	16-17
12/18	Patriots	P	7	324	46.3	3	25	299	42.7	0	2	50	0	W	30-24
12/24	at Steelers	P	5	208	41.6	1	9	199	39.8	0	1	47	0	L	10-13
01/01	49ers	P	2	81	40.5	0	0	81	40.5	0	1	52	0	L	34-37+
01/07	Chiefs	P	2	122	61.0	1	5	117	58.5	0	1	63	0	L	13-31
2022 TOTALS		**17**	**59**	**2,884**	**48.9**	**25**	**274**	**2,590**	**43.9**	**1**	**26**	**67**	**0**	**6-11**	

+ - Overtime

AJ COLE'S 2021 GXG REGULAR-SEASON STATISTICS (RAIDERS)

DATE	OPPONENT		NO.	YDS.	AVG.	OPP. RET.	YDS.	NET YDS.	AVG	TB	IN20	LG	BK	W/L	SCORE
09/13	Ravens	P	6	316	52.7	4	67	249	41.5	0	2	67	0	W	33-27+
09/19	at Steelers	P	4	190	47.5	2	21	149	37.3	1	2	55	0	W	26-17
09/26	Dolphins	P	4	216	54.0	3	27	189	47.3	0	2	67	0	W	31-28+
10/04	at Chargers	P	5	256	51.2	2	20	236	47.2	0	1	56	0	L	14-28
10/10	Bears	P	4	224	56.0	2	38	186	46.5	0	3	70	0	L	9-20
10/17	at Broncos	P	4	228	57.0	0	0	188	47.0	2	2	71	0	W	34-24
10/24	Eagles	P	2	94	47.0	1	6	88	44.0	0	1	59	0	W	33-22
11/07	at Giants	P	2	100	50.0	2	26	74	37.0	0	0	58	0	L	16-23
11/14	Chiefs	P	5	250	50.0	2	46	184	36.8	1	1	63	0	L	14-41
11/21	Bengals	P	4	186	46.5	2	10	156	39.0	1	2	54	0	L	13-32
11/25	at Cowboys	P	5	243	48.6	2	16	227	45.4	0	4	68	0	W	36-33+
12/05	Football Team	P	4	202	50.5	2	29	173	43.3	0	2	67	0	L	15-17
12/12	at Chiefs	P	3	150	50.0	1	11	119	39.7	1	0	60	0	L	9-48
12/20	at Browns	P	4	177	44.3	1	20	157	39.3	0	1	49	0	W	16-14
12/26	Broncos	P	2	85	42.5	0	0	85	42.5	0	2	47	0	W	17-13
01/02	at Colts	P	2	104	52.0	0	0	84	42.0	1	1	60	0	W	23-20
01/09	Chargers	P	4	181	45.3	2	4	177	44.3	0	2	54	0	W	35-32+
2021 TOTALS		**17**	**64**	**3,202**	**50.0**	**28**	**341**	**2,721**	**42.5**	**7**	**28**	**71**	**0**	**10-7**	

+ - Overtime

AJ COLE'S 2020 GXG REGULAR-SEASON STATISTICS (RAIDERS)

DATE	OPPONENT		NO.	YDS.	AVG.	OPP. RET.	YDS.	NET YDS.	AVG	TB	IN20	LG	BK	W/L	SCORE
09/13	at Panthers	P	3	127	42.3	2	29	98	32.7	0	0	52	0	W	34-30
09/21	Saints	P	2	78	39.0	0	0	78	39.0	0	0	42	0	W	34-24
09/27	at Patriots	P	3	136	45.3	1	11	125	41.7	0	1	46	0	L	20-36
10/04	Bills	P	1	57	57.0	1	38	19	19.0	0	0	57	0	L	23-30
10/11	at Chiefs	P	2	106	53.0	1	0	106	53.0	0	1	59	0	W	40-32
10/25	Buccaneers	P	3	121	40.3	0	0	121	40.3	0	2	48	0	L	20-45
11/01	at Browns	P	1	56	56.0	0	0	56	56.0	0	1	56	0	W	16-6
11/08	at Chargers	P	4	150	37.5	2	0	150	37.5	0	2	45	0	W	31-26
11/15	Broncos	P	4	174	43.5	0	0	174	43.5	0	3	61	0	W	37-12
11/22	Chiefs	P	2	73	36.5	1	0	73	36.5	0	1	42	0	L	31-35
11/29	at Falcons	P	5	243	48.6	1	4	239	47.8	0	3	63	0	L	6-43
12/06	at Jets	P	3	129	43.0	0	0	109	36.3	1	2	51	0	W	31-28
12/13	Colts	P	1	47	47.0	1	2	45	45.0	0	0	47	0	L	27-44
12/17	Chargers	P	2	75	37.5	1	10	65	32.5	0	0	56	0	L	27-30+
12/26	Dolphins	P	4	168	42.0	1	7	141	35.3	1	2	58	0	L	25-26
01/03	at Broncos	P	4	199	49.8	2	32	167	41.8	0	2	59	0	W	32-31
2020 TOTALS		**16**	**44**	**1,939**	**44.1**	**14**	**133**	**1,766**	**40.1**	**2**	**20**	**63**	**0**	**8-8**	

+ - Overtime

AJ COLE'S 2019 GXG REGULAR-SEASON STATISTICS (RAIDERS)

DATE	OPPONENT		NO.	YDS.	AVG.	OPP. RET.	YDS.	NET YDS.	AVG	TB	IN20	LG	BK	W/L	SCORE
09/09	Broncos	P	3	134	44.7	0	0	114	38.0	1	1	52	0	W	24-16
09/15	Chiefs	P	6	264	44.0	6	48	216	36.0	0	2	60	0	L	10-28
09/22	at Vikings	P	4	217	54.3	3	21	196	49.0	0	2	60	0	L	14-34
09/29	at Colts	P	5	253	50.6	3	35	218	43.6	0	3	59	0	W	31-24
10/06	Bears	P	4	170	42.5	2	72	78	19.5	1	1	46	0	W	24-21
10/20	at Packers	P	2	106	53.0	0	0	106	53.0	0	2	59	0	L	24-42
10/27	at Texans	P	6	292	48.7	4	32	260	43.3	0	3	57	0	L	24-27
11/03	Lions	P	2	96	48.0	0	0	96	48.0	0	0	52	0	W	31-24
11/07	Chargers	P	4	170	42.5	3	19	151	37.8	0	1	50	0	W	26-24
11/17	Bengals	P	5	216	43.2	3	32	164	32.8	1	1	50	0	W	17-10
11/24	at Jets	P	7	315	45.0	1	26	269	38.4	1	4	57	0	L	3-34
12/01	at Chiefs	P	2	77	38.5	0	0	77	38.5	0	1	41	0	L	9-40
12/08	Titans	P	5	221	44.2	0	0	201	40.2	1	4	55	0	L	21-42
12/15	Jaguars	P	4	167	41.8	1	8	159	39.8	0	3	52	0	L	16-20
12/22	at Chargers	P	5	259	51.8	3	21	218	43.6	1	3	74	0	W	24-17
12/29	at Broncos	P	3	124	41.3	1	4	120	40.0	0	2	49	0	L	15-16
2019 TOTALS		**16**	**67**	**3,081**	**46.0**	**30**	**318**	**2,643**	**39.4**	**6**	**33**	**74**	**0**	**7-9**	

AJ COLE'S 2021 GXG POSTSEASON STATISTICS (RAIDERS)

DATE	OPPONENT		NO.	YDS.	AVG.	OPP. RET.	YDS.	NET YDS.	AVG	TB	IN20	LG	BK	W/L	SCORE
01/15	at Bengals	P	2	99	49.5	2	26	73	36.5	0	0	58	0	L	19-26
2021 TOTALS		**1**	**2**	**99**	**49.5**	**2**	**26**	**73**	**36.5**	**0**	**0**	**58**	**0**	**0-1**	

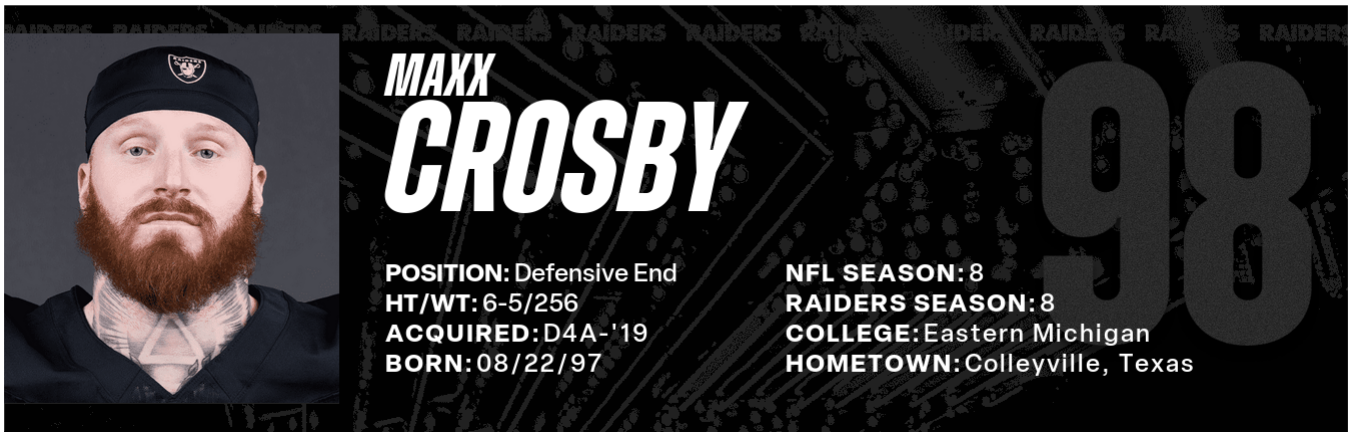

TRANSACTIONS: *Selected by Oakland Raiders in the fourth round (106th overall) of the 2019 NFL Draft, April 27, 2019.*

AT A GLANCE
- Among defensive linemen in the NFL since 2019, ranks first in tackles for loss (133), third in tackles (437), fourth in sacks (69.5), fourth in quarterback hits (164) and third in quarterback pressures (462). He is the only defensive lineman in the NFL to rank in the top five of every one of these categories.
- Owns 69.5 career sacks the third most in Raiders history and the sixth most in the NFL since 2019.
- Finished 2025 with a career-high 28 tackles for loss, the second most in the NFL in 2025 and the most in a single-season in Raiders history.
- Registered career highs in total tackles (90) and sacks (14.5) in 2023.
- In 2022, ranked first in tackles for loss (22), second in total tackles (88), tied for fourth in sacks (12.5) and tied for first in forced fumbles (three) among defensive linemen.
- Finished second in the Associated Press Defensive Rookie of the Year voting after ranking second among all rookies with 10 sacks in 2019.

CAREER: A five-time Pro Bowl defensive end enters his eighth season with the Raiders after originally being drafted by the club in the fourth round (106th overall) of the 2019 NFL Draft…Is one of 12 players in NFL history to register at least seven sacks in each of his first seven seasons…Last season (2025), Crosby finished with 73 tackles, 10.0 sacks, a single-season career-high 28 tackles for loss, 20 QB hits, six passes defensed, and one interception, earning his fifth-straight Pro Bowl selection, tied for the fifth most Pro Bowls in Raiders history…In 2024, played in 12 games and recorded 45 tackles (28), 7.5 sacks, 17 tackles for loss and five passes defensed…In 2023, registered career highs in total tackles (90), tackles for loss (23) and sacks (14.5)…Became just the second defensive lineman in the NFL since 2000 to record 85-plus tackles in consecutive seasons…In 2022, finished with 88 tackles and a league-leading 22 tackles for loss en route to his second consecutive Pro Bowl honors…In 2021, became the first Raider to earn multiple AFC Defensive Player of the Week awards in a single season since 2016…Earned his first Pro Bowl selection and was named second-team AP All-Pro after starting all 17 games, recording 56 tackles (36 solo), eight sacks and seven passes defensed…In 2020, started all 16 games and totaled 39 stops (20), a team-high seven sacks, one fumble recovery and one pass defensed in addition to two blocked kicks on special teams…As a rookie in 2019, posted 46 tackles (35), a career-high 10 sacks, four forced fumbles and four passes defensed…Became just the second rookie in franchise history to record 10 sacks in a season…Also became the second player in franchise annals to record at least 10 sacks and 15 tackles for loss in a single season...Finished second in the Associated Press Defensive Rookie of the Year voting for his superb campaign.

2026: (9/13) vs. Mia.: Finished with two total tackles, 1.5 sacks, one tackle for loss and three quarterback hits, reaching 71.0 career sacks, and tying Brian Burns (71.0) for the fifth-most sacks in the NFL since entering the league in 2019...Also became one of three players in Raiders history to reach 70.0+ career sacks, joining Greg Townsend Sr. (107.5) and Howie Long (84.0)...Also became one of four NFL players since 1999 to record at least 70.0 sacks and 130 tackles for loss before turning 30 years old (Aaron Donald, Myles Garrett, J.J. Watt)...**(9/20) at LAC:** Posted one solo tackle and one quarterback hit...**(9/27) at NO:** Finished with two tackles, two quarterback hits, one pass defensed, one forced fumble and one fumble recovery...Reached six QB hits after three games played, tied for the seventh most in the NFL during that span...Also reached 170 QB hits since entering the league in 2019, the third most in the NFL over that span...**(10/4) vs. KC:** Finished the game with three tackles, 0.5 sack and five QB hits...Reached 11 QB hits in 2026, tied for the fourth most in the NFL and a career total 175 QB hits since entering the league in 2019, the third most in the NFL over that span...Became one of just five players in the NFL in 2026 with five QB hits in a single game...**(10/11) at NE:** Finished with one tackle and two QB hits...Notched his fourth game with multiple QB hits, tied for the most of such games in the NFL this season...Reached 49 career games with mulitple QB hits, the sixth most in the NFL since 2019...**(10/18) vs. Buf.:** Finished with five total tackles (two solo), one tackle for loss, two QB hits and five QB pressures, reaching 15 QB hits, tied for the third most in the NFL after Week 6...**(10/25) vs. LAR:** Totaled four tackles (two), one tackle for loss and one quarterback hit...**(11/1) at NYJ:** Finished with four total tackles (two solo) and added 1.0 sack, one tackle for loss and two quarterback hits...Reached 3.0 sacks in 2026 and owns 72.5 sack since entering the NFL in 2019, the fifth most in the NFL over that span...Also reached 137 tackles for loss since 2019, the most in the NFL...**(11/8) at SF:** Finished with four total tackles (two solo) and added 1.0 sack, one tackle for loss and two quarterback hits...Reached 4.0 sacks and owns 73.5 sacks since entering the NFL in 2019, the fifth most in the NFL over that span...Has recorded at least 4.0 sacks in each of his first eight NFL seasons, one of three players with at least four sacks in every season from 2019 to 2026 (T.J. Watt, DeForest Buckner)...**(11/15) vs. Sea.:** Finished with a season-high eight total tackles (seven solo), 1.0 sack, a season-high four tackles for loss and one quarterback hit...Recorded eight tackles, four tackles for loss and one QB hit in a single game for the third time in his career...His three games with that stat line rank second in the NFL since 2000...Also became one of only two players after 10 games to record 4+ TFLs in a single game (Greg Rousseau, Jalen Ramsey)...Reached his 36th career game with multiple tackles for loss, passing T.J. Watt (35) for the most of such games in the NFL since 2019...Also reached 5.0 and now has 5.0+ sacks in each of his 8 NFL seasons...**(11/22) at Den.:** Totaled one tackle, one QB hit and two passes defensed, notching his fourth career game with 2+ PDs, tied for the fifth most of such games by a defensive lineman in the NFL since 2019...Reached 32 career passes defensed, the fifth most in the NFL among defensive linemen since 2019.

2025: Played in 15 games (15 starts) and finished with 73 tackles (45 solo), 10.0 sacks, a single-season career-high 28 tackles for loss, 20 QB hits, six passes defensed, and one interception, earning his fifth-straight Pro Bowl selection, tied for the fifth most Pro Bowls in Raiders history…His 28 tackles for loss were the second most in the NFL in 2025 and the most in a single-season in Raiders history…His 28 tackles for loss are tied for the fifth most in a single season in the NFL since 2000 and he is now one of just seven players over that span to record a season with 25+ tackles for loss…Notched his third career season with 20+ tackles for loss,

becoming one of only four players in NFL history with 20+ tackles for loss in three of his first seven seasons (J.J. Watt, Aaron Donald and DeMarcus Ware)…His 73 tackles ranked tied for second in the NFL among defensive linemen…Recorded 26 run stuffs, the most among all defenders…His six passes defensed were tied for the third most in the NFL among defensive linemen…Notched his fourth season with 10.0+ sacks, tying Haason Reddick (4) and Trey Hendrickson (4) for the fifth most seasons of 10.0+ sacks since 2019 and joining Greg Townsend Sr. (7 between 1983 and 1991) as the only players in franchise history with 4+ seasons of 10.0+ sacks since sacks became official in 1982…**(9/7) at NE:** Tallied two tackles (one solo), 1.0 sack, one tackle for loss and one pass defensed...Reached 60.5 career sacks, becoming one of only three players in Raiders history (since 1982) to reach 60.0 sacks with the Raiders...**(9/15) vs. LAC:** Finished with five tackles (one solo) and one tackle for loss...**(9/21) at Was.:** Led the team with seven tackles (four solo) and finished with the defense's only sack and added two tackles for loss and two quarterback hits...**(9/28) vs. Chi.:** Tallied five solo tackles, three tackles for loss, one quarterback hit, three passes defensed, one forced fumble and his first career interception...Tied his career high with three passes defensed and became one of only four defensive lineman in the NFL in 2025 with 3+ PDs in a single game...Also became the 10th defensive lineman since 2000 to record 3+ passes defensed and an interception in a single game - the first since 2017 (Kony Ealy)...**(10/5) at Ind.:** Tallied three solo tackles, one tackle for loss, one quarterback hit and one pass defensed...Reached 150 career QB hits in his 100th career game, becoming one of just seven defensive linemen in the NFL since 2000 to reach 150 QB hits in his first 100 career games...**(10/12) vs. Ten.:** Tallied three solo tackles, 2.0 sacks, two tackles for loss and three quarterback hits...Notched his 14th career game with 2.0+ sacks, passing Howie Long (13) for the second most of such games in Raiders history (since 1982)...**(10/19) at KC:** Recorded three tackles (one solo) before leaving the game with a back and knee injury...**(11/2) vs. Jax.:** Finished with four total tackles (three solo), 1.0 sack, three tackles for loss, one quarterback hit and one pass defensed...**(11/6) at Den.:** Posted five tackles (two solo)...**(11/17) vs. Dal.:** Finished with five total tackles (three solo), 1.0 sack, one forced fumble, one tackle for loss and two quarterback hits...Reached 6.0 sacks on the season, a number he has reached in each of his seven NFL seasons...His seven-season streak is the second-longest streak by a Raider since player sacks were first recorded in 1982, behind a nine-season streak by Greg Towsend Sr. (1983-1991)...**(11/23) vs. Cle.:** Led the defense with eight total tackles (five solo), five tackles for loss and three quarterback hits...His five tackles for loss are a single-game career high and tied for the most in a single game in franchise history - tied with Khalil Mack (5 at Den., 12/13/15)...Became one of just 10 defenders in the NFL since 2019 to record a game with 5+ tackles for loss...**(11/30) at LAC:** Finished with a season-high nine tackles (six) and added 2.0 sacks, four tackles for loss and two quarterback hits, notching his 15th career game with 2.0+ sacks and tying Danielle Hunter (15) for the fifth most in the NFL since 2019...Since 2000, Crosby is one of only three players in the NFL to have recorded consecutive games with 4+ tackles for loss, joining Myles Garrett and J.J. Watt...Posted his 33rd career game with multiple tackles for loss, passing T.J. Watt (32) for the most in the NFL since 2019...**(12/7) vs. Den.:** Finished with a four tackles (two solo), 1.0 sack, two tackles for loss and one quarterback hit...Also set a single-season Raiders record with 25 tackles for loss...Became one of only six players in NFL history to record at least one season of 25+ tackles for loss in his first seven seasons (J.J. Watt, DeMarcus Ware, Aaron Donald, Chandler Jones and Von Miller)...**(12/14) at Phi.:** Tallied four tackles (three solo), one tackle for loss, one quarterback hit and 1.0 sack...**(12/21) at Hou.:** Finished with six tackles (three solo), two tackles for loss and one quarterback hit...Notched his 35th career game with multiple tackles for loss, the most in the NFL since 2019 and tied with Danielle Hunter (35) for the ninth most games with multiple TFLs since 2000…Placed on the Reserve/Injured list for the final two games of the season.

2024: Earned his fourth consecutive Pro Bowl selection after playing 12 games and recording 45 tackles (28 solo), a team-high 7.5 sacks, 17 tackles for loss and five passes defensed…**(9/8) at LAC:** Recorded five tackles (two), 1.0 sack and one tackle for loss...**(9/15) at Bal.:** Totaled six tackles (five), 2.0 sacks, four tackles for loss and one pass defensed...Named AFC Defensive Player of the Week…**(9/22) vs. Car.:** Posted three tackles (one) and one pass defensed...**(9/29) vs. Cle.:** Inactive due to an ankle injury...**(10/6) at Den.:** Recorded three tackles, 2.0 sacks and two tackles for loss…Registered his 13th career game with 2.0+ sacks, tying Howie Long (13) for the second most two-sack games in franchise history (since 1982)...**(10/13) vs. Pit.:** Tallied three tackles (two), 0.5 sacks and two tackles for loss...**(10/20) at LAR:** Posted three tackles (one), 1.0 sack, one tackles for loss and one pass defensed…Surpassed Anthony Smith (57.5) for third on the Raiders all-time sacks list after reaching 58.5 career sacks...**(10/27) vs. KC:** Recorded three tackles (two)...**(11/3) at Cin.:** Totaled three tackles, one tackle for loss and one pass defensed...**(11/17) at Mia.:** Posted five tackles (three)...**(11/24) vs. Den.:** Recorded five tackles (four) and three tackles for loss...**(12/8) at TB:** Compiled two tackles (one), 1.0 sack, one tackle for loss and one pass defensed...**(12/16) vs. Atl.:** Inactive due to an ankle injury and was placed on the Reserve/Injured List for the remainder of the season.

2023: Totaled 90 tackles (3rd in NFL among DL), 23 tackles for loss (t-1st in NFL) and 14.5 sacks (6th in NFL)…Became just the fifth defensive lineman in the NFL since 2000 to reach 90-plus tackles in a single season...His 90 tackles are also the most tackles in a single season by a defensive lineman in Raiders history...Also established a single-season career high with 23 tackles for loss, tying Khalil Mack (23) for the most tackles for loss in a single season in Raiders history...His 14.5 sacks tied for fourth-most in a single season in Raiders history…**(9/10) at Den.:** Registered five tackles (two), one sack, one tackle for loss and two quarterback hits...**(9/17) at Buf.:** Finished the game with seven total tackles (six)...**(9/24) vs. Pit.:** Tallied three tackles (one), one sack, one tackle for loss and two quarterback hits...With his one sack, reached 39.5 career sacks, surpassing Derrick Burgess (38.5) for the seventh most sacks in Raiders history...**(10/1) at LAC:** Led the Raiders defense with eight total tackles (five), two sacks, two tackles for loss and two quarterback hits...Notched his ninth career game with 2.0+ sacks, tied for the fifth most two-sack games in the NFL since 2019 and tied for the fifth most two-sack games in Raiders history...Logged eight tackles in a game for the fourth time in his career...**(10/9) vs. GB:** Finished with five tackles (four), one sack, four tackles for loss and one quarterback hit...His four tackles for loss were the most in the NFL in Week 5...**(10/15) vs. NE:** Tied for the team lead with seven tackles (four) and added 0.5 sack, one quarterback hit and one pass defensed...Combined with DT Bilal Nichols to sack Patriots QB Mac Jones in the end zone for a safety with 1:52 left in the game to seal the victory...**(10/22) at Chi.:** Finished with five tackles (two), 1.0 sack, one tackle for loss and one quarterback hit...**(10/30) at Det.:** Totaled eight tackles (five), one tackle for loss, one forced fumble and one fumble recovery...**(11/5) vs. NYG:** Totaled eight tackles (six), 3.0 sacks, three tackle for loss and three quarterback hits...**(11/12) vs. NYJ:** Finished the game with three tackles and two quarterback hits...**(11/19) at Mia.:** Finished the game with six tackles (three), 1.0 sack, one tackle for loss, two quarterback hits and one pass defensed...**(11/26) vs. KC:** Finished the game with one tackle, 1.0 sack, one tackle for loss and one quarterback hit...Brought down Chiefs QB Patrick Mahomes for a loss of seven yards in the third quarter,

forcing a Chiefs punt...**(12/10) vs. Min.:** Tied for the team lead with 10 tackles and added a team-high 2.0 sacks, three tackles for loss and four quarterback hits...**(12/14) vs. LAC:** Finished with four tackles (two), one tackle for loss and two quarterback hits...**(12/25) at KC:** Tallied two tackles, one tackle for loss and two quarterback hits...**(12/31) at Ind.:** Finished with six tackles, one tackle for loss, one quarterback hit and one forced fumble...**(1/7/24) vs. Den.:** Finished the game with two tackles (two), 1.0 sack, two tackles for loss and four quarterback hits.

2022: Started all 17 games and led the team with 88 tackles (58 solo)…Among all defensive linemen in the NFL, ranked first in tackles for loss (22), tied for fourth in sacks (12.5), tied for first in forced fumbles (three) and second in quarterback hits (35)…Joined Jason Pierre-Paul as the only two defensive linemen in the NFL since 1994 to record 85+ tackles and 20+ tackles for loss in a single season…Named to his second career Pro Bowl…**(9/11) at LAC:** Finished with a career-high 10 total tackles (eight)…**(9/18) vs. Ari.:** Tallied four tackles (one), one sack and one tackle for loss...**(9/25) at Ten.:** Totaled nine tackles (five), one sack, two tackles for loss, one forced fumble and one pass defensed...**(10/2) vs. Den.:** Recorded four tackles, a team-high two sacks, and four tackles for loss...**(10/10) at KC:** Notched four tackles and a team-high two sacks and three tackles for loss...Marked his seventh career game with two or more sacks since 2019, tied for sixth-most in the NFL during that span...**(10/23) vs. Hou.:** Recorded four tackles (three) and one pass defensed...**(10/30) at NO:** Tallied seven tackles (five) and one tackle for loss...**(11/6) at Jac.:** Finished with five tackles (three), one tackle for loss and one fumble recovery...**(11/13) vs. Ind.:** Tied a career-high with 10 tackles (four)…Added one sack and one tackle for loss...**(11/20) at Den.:** Compiled six tackles (five), a team-high two sacks, two tackles for loss, one forced fumble and one blocked field goal...**(11/27) at Sea.:** Finished with four total tackles (three), a team-high 1.5 sacks and one tackle for loss...Registered his 10th career games with 1.5 sacks or more since entering the league in 2019, tied for fourth most in the NFL...**(12/4) vs. LAC:** Recorded two tackles and one forced fumble...**(12/8) at LAR:** Tallied four tackles (two), one sack, two tackles for loss and one pass defensed...**(12/18) vs. NE:** Posted four tackles (two)...**(12/24) at Pit.:** Recorded four tackles (two)...**(1/1/23) vs. SF:** Notched two tackles and one tackle for loss…Became the second Raiders defensive lineman since 1999 to reach 20 or more tackles for loss in a single season...**(1/7/23) vs. KC:** Finished with four tackles (three), one sack and two tackles for loss.

2021: Earned his first Pro Bowl selection after starting all 17 games, recording 56 tackles (36 solo), eight sacks and seven passes defensed...Earned AFC Defensive Player of the Week honors in Week 1 and 18...**(9/13) vs. Bal.:** Finished with six tackles (four) and two sacks...Became just the third Raiders player since 2000 to record at least two sacks in a season opener, joining Benson Mayowa (2019) and Richard Seymour (2009, 2011)...Marks the fourth multi-sack game of his career...**(9/19) at Pit.:** Started and recorded two tackles (two), including one tackle for loss...**(9/26) vs. Mia.:** Started and finished with one tackle in the overtime win...**(10/4) at LAC:** Recorded on tackle and one pass defensed...**(10/10) vs. Chi.:** Started and appeared in an extensive role on defense...**(10/17) at Den.:** Finished with six tackles (two), three sacks, one pass defensed and five quarterback hits...His three sacks were tied for the third-highest single-game total in the NFL this season...Became just the eighth player in franchise history with 20-plus sacks in his first three seasons in the NFL...**(10/24) vs. Phi.:** Recorded two tackles in the win...**(11/7) at NYG:** Started and recorded three tackles (three), including one tackle for loss...**(11/14) vs. KC:** Started and recorded five tackles (three)...**(11/21) vs. Cin.:** Started and recorded three tackles (one), including one tackle for loss...**(11/25) at Dal.:** Started and recorded one stop in the win, including one tackle for loss...**(12/5) vs. Was.:** Finished with four tackles (three), including one for loss...Added one pass defensed...**(12/12) at KC:** Recorded five tackles, including one for loss and added one pass defensed...**(12/20) at Cle.:** Recorded four tackles...**(12/26) vs. Den.:** Recorded his sixth sack of the season, taking down QB Drew Lock for a loss of seven yards...Finished with three tackles, including two for a loss and one sack...**(1/2/22) at Ind.:** Recorded two tackles...**(1/9/22) vs. LAC:** Finished with a career-high seven tackles, three tackles for loss, two sacks and three passes defensed...Registered his third multi-sack game of the season and fifth of his career...His three multi-sack games were tied for second-most in the AFC…His three passes defensed marked a career high and the most by a defensive lineman in a single game in the NFL that season...**Postseason: (1/15/22) at Cin.:** Recorded six tackles and one sack in his first postseason appearance.

2020: Started 16 games and finished with 39 tackles (20 solo), seven sacks, one pass defensed and one forced fumble...His seven sacks were a team-high and gave him 17 for his career, the fourth-most for the franchise in a player's first two seasons...Earned AFC Special Teams Player of the Week honors in the season finale...**(9/13) at Car.:** Started at defensive end and recorded two tackles...**(9/21) vs. NO:** Recorded two tackles and one pass defensed...**(9/27) at NE:** Totaled two tackles and two sacks...Recorded his first sack of the season, taking down QB Cam Newton for a loss of 1 yard on third-and-8...Collected his second sack of the game by taking down Newton for a loss of five yards in the third quarter...Marked his second multi-sack game of his career...**(10/4) vs. Buf.:** Recorded one sack in the contest...His 13 sacks through his first 20 career contests ranked first in team history...**(10/11) at KC:** Finished with two tackles and one sack in the contest, giving him 14 for his career, the fourth-most in franchise history by a player through his first two seasons...His 14 sacks through his first 21 games rank first in Raiders history...Recorded a sack in three consecutive games for the first time in his career...**(10/25) vs. TB:** Posted four tackles (three), including one for loss...**(11/1) at Cle.:** Recorded two tackles...**(11/8) at LAC:** Finished with six tackles and one sack...Recorded his fifth sack of the season, taking down QB Justin Herbert for a loss of six...Recorded at least one sack in three straight games against AFC West opponents...**(11/15) vs. Den.:** Finished with three tackles (two), including two for loss and one sack...Recorded his team-leading sixth sack of the season, taking down QB Drew Lock for a loss of one yard...**(11/22) vs. KC:** Recorded two tackles, including one for loss...**(11/29) at Atl.:** Recorded two tackles...**(12/6) at NYJ:** Posted one tackle...Also recorded his first career fumble recovery, picking up a fumble from QB Sam Darnold on a strip sack by DE Clelin Ferrell...**(12/13) vs. Ind.:** Posted three tackles (two), including two for loss...**(12/26) vs. Mia.:** Recorded two tackles (one), including one for a loss...**(1/3/21) at Den.:** Tallied four tackles (three), including two for loss and one sack...Recorded his seventh sack of the season...Blocked two FG attempts in the contest, including a game-winning 63-yard FG attempt by Broncos K Brandon McManus...His two total blocks on the season are tied for third-most total blocks in a single-season in franchise history...His two blocked FG attempts in a single contest are tied for a single-game franchise record with Richard Seymour (Week 16 in 2011 vs. KC)...Became the first Raiders' player to block a FG attempt since Dec. 31, 2017 at Los Angeles Chargers (Justin Ellis blocked a 50-yard FG attempt by Nick Rose).

2019: Appeared in all 16 contests and made 10 starts during his stellar rookie campaign...Tallied 46 tackles (35 solo), including 16

tackles for loss, 10 sacks, four forced fumbles and four passes defensed...Finished second in the NFL among rookies with 10 sacks...Became only the second player in franchise history to record double-digit sacks as a rookie...Earned AFC Defensive Player of the Week honors in Week 11 after recording a Raiders rookie record four sacks, a mark that is tied for second-most in NFL history among rookie single-game sack leaders...Became only the fifth rookie since 2000 to record double-digit sacks and at least four forced fumbles in their rookie season...Is just the second Raider in franchise history to record at least 10 sacks and 15 tackles for loss in a single season...Just the fifth player drafted in the third round or later to record double-digit sacks as a rookie since sacks became an official state in 1982…**(9/9) vs. Den.:** Made his NFL debut and recorded five tackles (two) as a rotational player on the defensive line...Also appeared on special teams...**(9/15) vs. KC:** Saw action on both defense and special teams, recording two tackles (one)...**(9/22) at Min.:** Appeared primarily on special teams and recorded one stop...**(9/29) at Ind.:** Recorded his first career forced fumble, which was recovered by S Karl Joseph...Also added two tackles and a career-high two passes defensed...**(10/6) vs. Chi.:** Made his first career NFL start at defensive end and recorded his first career sack by taking down QB Chase Daniel for a loss of five yards...**(10/20) at GB:** Recorded his second sack of the season, taking down QB Aaron Rodgers for a loss of eight...Recorded a sack in back-to-back weeks for the first time in his career...**(10/27) at Hou.:** Finished with a then-career-high six tackles, including two for a loss, and one forced fumble...**(11/3) vs. Det.:** Made his second start of the season at defensive end and recorded two tackles (one)...**(11/7) vs. LAC:** Started consecutive contests for the first time in his career and finished with three tackles (one), a half-sack and one pass defensed...Combined with DE Clelin Ferrell to take down QB Phillip Rivers for a loss of eight yards on the Chargers' opening possession...**(11/17) vs. Cin.:** Recorded his first career multi-sack game with 4.0 sacks, tied for the second-most sacks in NFL history by a rookie in a single game and the most by a rookie in a single game on the season...Surpassed DE Greg Townsend's franchise rookie record of 3.0 sacks in a single contest...Finished with five tackles (four), a career-high four sacks and one forced fumble...Became the second rookie in franchise history to earn AFC Defensive Player of the Week honors…**(11/24) at NYJ:** Recorded a sack of QB Sam Darnold…Finished with four tackles (three), including two for a loss, and one sack...**(12/1) at KC:** Registered five tackles (four), including two for loss...**(12/8) vs. Ten.:** Recorded two tackles, including one for loss...**(12/15) vs. Jac.:** Recorded a sack by taking down QB Gardner Minshew for a loss of four yards...**(12/22) at LAC:** Recorded two tackles, including one for loss...**(12/29) at Den.:** Finished with five tackles (four), 1.5 sacks, one pass defensed and one forced fumble...Combined with DT Johnathan Hankins to take down QB Drew Lock for a loss of nine yards...Recorded a strip-sack...Surpassed LB Aaron Wallace for second-most sacks (10) by a rookie in franchise history...Became the first rookie since DE Joey Bosa (2016) with 10-plus sacks and 15-plus tackles for loss (16) in a single season.

COLLEGE: Two-year starter at Eastern Michigan who spent four years (2015-18) with the Eagles and appeared in 37 contests total with 24 starts…Recorded 162 tackles (73 solo), including 41 for loss, 20 sacks, one INT returned for a TD, four passes defensed, eight forced fumbles and four fumble recoveries, including one returned for a TD…Finished his career ranking second in school history in both tackles for loss and sacks…Became just the third defensive player in school history to earn All-MAC First Team honors in consecutive seasons (2017-18)…Just the fourth Eagle in school history to collect multiple first-team All-MAC selections in their career…In 2018, started all 12 games for the Eagles, compiling 70 tackles (31), including 19 for loss, 7.5 sacks, one INT returned for a TD, three passes defensed, four forced fumbles and one fumble recovery…In 2017, earned his first All-MAC First Team selection and was named EMU's Team MVP after leading the Eagles with 11 sacks on the campaign, adding 57 total stops, including 16.5 for loss, one pass defensed, four forced fumbles, two fumbles recoveries with one returned for a TD…In 2016, appeared in all 13 contests and totaled 35 tackles, 1.5 sacks and one fumble recovery…Redshirted as a freshman in 2015 and earned Defensive Scout Team Player of the Year honors…Earned his degree in communications.

PERSONAL: Attended Heritage (Texas) High School…Ranked as a two-star recruit by 247Sports and Scout.com…Named All-Area and All-District his senior year in 2014 after posting 62 tackles, six sacks, five passes defensed, two forced fumbles, two fumble recoveries and one blocked punt…Named second-team All-District as a junior in 2013…Also played varsity basketball.

ADDITIONAL STATISTICS: Blocked Kicks – 2 in 2020, 1 in 2022. NFL Totals: 3. Special teams tackles – 1 in 2019, 1 in 2022. NFL Totals: 2.

SINGLE-GAME HIGHS: TACKLES: Total – 10, three times; last: 12/10/23 vs. Min. Solo – 8, 9/11/22 at LAC. Sacks – 4, 11/17/19 vs. Cin. Tackles for Loss – 5, 11/23/25 vs. Cle. Forced Fumbles – 1, 11 times; last: 11/17/25 vs. Dal. Fumbles Recovered – 1, three times; last: 10/30/23 at Det. Passes Defensed – 3, twice; last: 9/28/25 vs. Chi.

MAXX CROSBY'S NFL REGULAR SEASON DEFENSIVE STATISTICS

				TACKLES								INTERCEPTIONS					O. FUMB				ST					MISC	
DATE	TEAM	GP	GS	TK	S	A	TFL	YDS	SK	YDS	QBH	NO	YDS	LG	TD	PD	FF	FR	TD	YDS	TK	S	A	FF	FR	S	A
2019	Raiders	16	10	46	35	11	16	77	10.0	69.5	14	0	0	0	0	4	4	0	0	0	1	1	0	0	0	0	0
2020	Raiders	16	16	39	20	19	14	52	7.0	38.0	13	0	0	0	0	1	0	1	0	0	0	0	0	0	0	0	0
2021	Raiders	17	17	56	36	20	13	54	8.0	52.5	30	0	0	0	0	7	0	0	0	0	0	0	0	0	0	0	0
2022	Raiders	17	17	88	58	30	22	104	12.5	102.0	36	0	0	0	0	4	3	1	0	0	1	0	1	0	0	0	0
2023	Raiders	17	17	90	55	35	23	120	14.5	100.0	31	0	0	0	0	2	2	1	0	0	0	0	0	0	0	0	0
2024	Raiders	12	12	45	28	17	17	81	7.5	63.5	20	0	0	0	0	5	0	0	0	0	0	0	0	0	0	0	0
2025	Raiders	15	15	73	45	28	28	93	10.0	50.0	20	1	19	19	0	6	2	0	0	0	0	0	0	0	0	0	0
2026	Raiders	11	11	35	18	17	9	33	5.0	34.0	22	0	0	0	0	3	1	1	0	0	0	0	0	0	0	0	0
NFL TOTALS		**121**	**115**	**472**	**295**	**177**	**142**	**614**	**74.5**	**509.5**	**186**	**1**	**19**	**19**	**0**	**32**	**12**	**4**	**0**	**0**	**2**	**1**	**1**	**0**	**0**	**0**	**0**

MAXX CROSBY'S NFL POSTSEASON DEFENSIVE STATISTICS

				TACKLES								INTERCEPTIONS					O. FUMB				ST					MISC	
DATE	TEAM	GP	GS	TK	S	A	TFL	YDS	SK	YDS	QBH	NO	YDS	LG	TD	PD	FF	FR	TD	YDS	TK	S	A	FF	FR	S	A
2021	Raiders	1	1	6	3	3	2	11	1.0	11.0	2	0	0	0	0	0	0	0	0	0	0	0	0	0	0	0	0
NFL TOTALS		**1**	**1**	**6**	**3**	**3**	**2**	**11**	**1.0**	**11.0**	**2**	**0**	**0**	**0**	**0**	**0**	**0**	**0**	**0**	**0**	**0**	**0**	**0**	**0**	**0**	**0**	**0**

MAXX CROSBY'S 2026 GXG REGULAR-SEASON STATISTICS (RAIDERS)

			TACKLES								INTERCEPTIONS					O. FUMB				ST					MISC			
DATE	OPPONENT	P/S	TK	S	A	SK	YDS	TFL	YDS	QBH	NO	YDS	LG	TD	PD	FF	FR	TD	YDS	TK	S	A	FF	FR	S	A	W/L	SCORE
09/13	Dolphins	S	2	1	1	1.5	8.0	1	4	3	0	0	0	0	0	0	0	0	0	0	0	0	0	0	0	0	W	27-13
09/20	at Chargers	S	1	1	0	0.0	0.0	0	0	1	0	0	0	0	0	0	0	0	0	0	0	0	0	0	0	0	W	26-14
09/27	at Saints	S	2	1	1	0.0	0.0	0	0	2	0	0	0	0	1	1	1	0	0	0	0	0	0	0	0	0	W	35-27
10/04	Chiefs	S	3	0	3	0.5	4.0	0	0	5	0	0	0	0	0	0	0	0	0	0	0	0	0	0	0	0	L	27-30
10/11	at Patriots	S	1	0	1	0.0	0.0	0	0	2	0	0	0	0	0	0	0	0	0	0	0	0	0	0	0	0	L	17-45
10/18	Bills	S	5	2	3	0.0	0.0	1	1	2	0	0	0	0	0	0	0	0	0	0	0	0	0	0	0	0	L	30-33
10/25	Rams	S	4	2	2	0.0	0.0	1	1	1	0	0	0	0	0	0	0	0	0	0	0	0	0	0	0	0	L	21-35
11/01	at Jets	S	4	2	2	1.0	10.0	1	10	2	0	0	0	0	0	0	0	0	0	0	0	0	0	0	0	0	W	38-33
11/08	at 49ers	S	4	2	2	1.0	8.0	1	8	2	0	0	0	0	0	0	0	0	0	0	0	0	0	0	0	0	L	17-38
11/15	Seahawks	S	8	7	1	1.0	4.0	4	9	1	0	0	0	0	0	0	0	0	0	0	0	0	0	0	0	0	L	13-21
11/22	at Broncos	S	1	0	1	0.0	0.0	0	0	1	0	0	0	0	2	0	0	0	0	0	0	0	0	0	0	0	L	24-38
2026 TOTALS		**11-11**	**35**	**18**	**17**	**5.0**	**34.0**	**9**	**33**	**22**	**0**	**0**	**0**	**0**	**3**	**1**	**1**	**0**	**0**	**0**	**0**	**0**	**0**	**0**	**0**	**0**	**4-7**	

MAXX CROSBY'S 2025 GXG REGULAR-SEASON STATISTICS (RAIDERS)

			TACKLES								INTERCEPTIONS					O. FUMB				ST					MISC			
DATE	OPPONENT	P/S	TK	S	A	SK	YDS	TFL	YDS	QBH	NO	YDS	LG	TD	PD	FF	FR	TD	YDS	TK	S	A	FF	FR	S	A	W/L	SCORE
09/07	at Patriots	S	2	1	1	1.0	1.0	1	1	2	0	0	0	0	1	0	0	0	0	0	0	0	0	0	0	0	W	20-13
09/15	Chargers	S	5	1	4	0.0	0.0	1	1	0	0	0	0	0	0	0	0	0	0	0	0	0	0	0	0	0	L	9-20
09/21	at Commanders	S	7	4	3	1.0	8.0	2	9	2	0	0	0	0	0	0	0	0	0	0	0	0	0	0	0	0	L	24-41
09/28	Bears	S	5	5	0	0.0	0.0	3	14	1	1	19	19	0	3	1	0	0	0	0	0	0	0	0	0	0	L	24-25
10/05	at Colts	S	3	3	0	0.0	0.0	1	2	1	0	0	0	0	1	0	0	0	0	0	0	0	0	0	0	0	L	6-40
10/12	Titans	S	3	3	0	2.0	19.0	2	19	3	0	0	0	0	0	0	0	0	0	0	0	0	0	0	0	0	W	20-10
10/19	at Chiefs	S	3	1	2	0.0	0.0	0	0	0	0	0	0	0	0	0	0	0	0	0	0	0	0	0	0	0	L	0-31
11/02	Jaguars	S	4	3	1	1.0	4.0	3	7	1	0	0	0	0	1	0	0	0	0	0	0	0	0	0	0	0	L	29-30+
11/06	at Broncos	S	5	2	3	0.0	0.0	0	0	0	0	0	0	0	0	0	0	0	0	0	0	0	0	0	0	0	L	7-10
11/17	Cowboys	S	5	3	2	1.0	1.0	1	1	2	0	0	0	0	0	1	0	0	0	0	0	0	0	0	0	0	L	16-33
11/23	Browns	S	8	5	3	0.0	0.0	5	15	3	0	0	0	0	0	0	0	0	0	0	0	0	0	0	0	0	L	10-24
11/30	at Chargers	S	9	6	3	2.0	8.0	4	10	2	0	0	0	0	0	0	0	0	0	0	0	0	0	0	0	0	L	14-31
12/07	Broncos	S	4	2	2	1.0	5.0	2	6	1	0	0	0	0	0	0	0	0	0	0	0	0	0	0	0	0	L	17-24
12/14	at Eagles	S	4	3	1	1.0	4.0	1	4	1	0	0	0	0	0	0	0	0	0	0	0	0	0	0	0	0	L	0-31
12/21	at Texans	S	6	3	3	0.0	0.0	2	4	1	0	0	0	0	0	0	0	0	0	0	0	0	0	0	0	0	L	21-23
12/28	Giants		INJURED RESERVE																								L	10-34
01/04	Chiefs		INJURED RESERVE																								W	14-12
2025 TOTALS		**15-15**	**73**	**45**	**28**	**10.0**	**50.0**	**28**	**93**	**20**	**1**	**19**	**19**	**0**	**6**	**2**	**0**	**0**	**0**	**0**	**0**	**0**	**0**	**0**	**0**	**0**	**3-14**	

+ - Overtime

MAXX CROSBY'S 2024 GXG REGULAR-SEASON STATISTICS (RAIDERS)

			TACKLES								INTERCEPTIONS					O. FUMB				ST					MISC			
DATE	OPPONENT	P/S	TK	S	A	SK	YDS	TFL	YDS	QBH	NO	YDS	LG	TD	PD	FF	FR	TD	YDS	TK	S	A	FF	FR	S	A	W/L	SCORE
09/08	at Chargers	S	5	2	3	1.0	4.0	1	4	3	0	0	0	0	0	0	0	0	0	0	0	0	0	0	0	0	L	10-22
09/15	at Ravens	S	6	5	1	2.0	15.0	4	17	2	0	0	0	0	1	0	0	0	0	0	0	0	0	0	0	0	W	26-23
09/22	Panthers	S	3	1	2	0.0	0.0	0	0	0	0	0	0	0	1	0	0	0	0	0	0	0	0	0	0	0	L	22-36
09/29	Browns										ON INACTIVE LIST																W	20-16
10/06	at Broncos	S	3	3	0	2.0	19.0	2	19	2	0	0	0	0	0	0	0	0	0	0	0	0	0	0	0	0	L	18-34
10/13	Steelers	S	3	2	1	0.5	6.5	2	5	3	0	0	0	0	0	0	0	0	0	0	0	0	0	0	0	0	L	13-32
10/20	at Rams	S	3	1	2	1.0	10.0	1	10	1	0	0	0	0	1	0	0	0	0	0	0	0	0	0	0	0	L	15-20
10/27	Chiefs	S	3	2	1	0.0	0.0	0	0	0	0	0	0	0	0	0	0	0	0	0	0	0	0	0	0	0	L	20-27
11/03	at Bengals	S	3	1	2	0.0	0.0	1	1	3	0	0	0	0	1	0	0	0	0	0	0	0	0	0	0	0	L	24-41
11/17	at Dolphins	S	5	3	2	0.0	0.0	0	0	0	0	0	0	0	0	0	0	0	0	0	0	0	0	0	0	0	L	19-34
11/24	Broncos	S	5	4	1	0.0	0.0	3	8	1	0	0	0	0	0	0	0	0	0	0	0	0	0	0	0	0	L	19-29
11/29	at Chiefs	S	4	3	1	1.0	9.0	2	14	4	0	0	0	0	0	0	0	0	0	0	0	0	0	0	0	0	L	17-19
12/08	at Buccaneers	S	2	1	1	0.0	0.0	1	3	1	0	0	0	0	1	0	0	0	0	0	0	0	0	0	0	0	L	13-28
12/16	Falcons										ON INACTIVE LIST																L	9-15
12/22	Jaguars										INJURED RESERVE																W	19-14
12/29	at Saints										INJURED RESERVE																W	25-10
01/05	Chargers										INJURED RESERVE																L	20-34
2024 TOTALS		**12-12**	**45**	**28**	**17**	**7.5**	**63.5**	**17**	**81**	**20**	**0**	**0**	**0**	**0**	**5**	**0**	**0**	**0**	**0**	**0**	**0**	**0**	**0**	**0**	**0**	**0**	**4-13**	

MAXX CROSBY'S 2023 GXG REGULAR-SEASON STATISTICS (RAIDERS)

			TACKLES								INTERCEPTIONS					O. FUMB				ST					MISC			
DATE	OPPONENT	P/S	TK	S	A	SK	YDS	TFL	YDS	QBH	NO	YDS	LG	TD	PD	FF	FR	TD	YDS	TK	S	A	FF	FR	S	A	W/L	SCORE
09/10	at Broncos	S	5	2	3	1.0	7.0	1	7	2	0	0	0	0	0	0	0	0	0	0	0	0	0	0	0	0	W	17-16
09/17	at Bills	S	7	6	1	0.0	0.0	0	0	0	0	0	0	0	0	0	0	0	0	0	0	0	0	0	0	0	L	10-38
09/24	Steelers	S	3	1	2	1.0	7.0	1	7	2	0	0	0	0	0	0	0	0	0	0	0	0	0	0	0	0	L	18-23
10/01	at Chargers	S	8	5	3	2.0	17.0	2	17	2	0	0	0	0	0	0	0	0	0	0	0	0	0	0	0	0	L	17-24
10/09	Packers	S	5	4	1	1.0	7.0	4	12	1	0	0	0	0	0	0	0	0	0	0	0	0	0	0	0	0	W	17-13
10/15	Patriots	S	7	4	3	0.5	2.0	0	0	1	0	0	0	0	1	0	0	0	0	0	0	0	0	0	0	0	W	21-17
10/22	at Bears	S	5	2	3	1.0	7.0	1	7	1	0	0	0	0	0	0	0	0	0	0	0	0	0	0	0	0	L	12-30
10/30	at Lions	S	8	5	3	0.0	0.0	1	6	1	0	0	0	0	0	1	1	0	0	0	0	0	0	0	0	0	L	14-26
11/05	Giants	S	8	6	2	3.0	12.0	3	12	3	0	0	0	0	0	0	0	0	0	0	0	0	0	0	0	0	W	30-6
11/12	Jets	S	3	0	3	0.0	0.0	0	0	2	0	0	0	0	0	0	0	0	0	0	0	0	0	0	0	0	W	16-12
11/19	at Dolphins	S	6	3	3	1.0	2.0	1	2	2	0	0	0	0	1	0	0	0	0	0	0	0	0	0	0	0	L	13-20
11/26	Chiefs	S	1	1	0	1.0	7.0	1	7	1	0	0	0	0	0	0	0	0	0	0	0	0	0	0	0	0	L	17-31
12/10	Vikings	S	10	7	3	2.0	20.0	3	22	4	0	0	0	0	0	0	0	0	0	0	0	0	0	0	0	0	L	0-3
12/14	Chargers	S	4	2	2	0.0	0.0	1	2	2	0	0	0	0	0	0	0	0	0	0	0	0	0	0	0	0	W	63-21
12/25	at Chiefs	S	2	2	0	0.0	0.0	1	2	2	0	0	0	0	0	0	0	0	0	0	0	0	0	0	0	0	W	20-14
12/31	at Colts	S	6	3	3	0.0	0.0	1	2	1	0	0	0	0	0	1	0	0	0	0	0	0	0	0	0	0	L	20-23
01/07	Broncos	S	2	2	0	1.0	12.0	2	15	4	0	0	0	0	0	0	0	0	0	0	0	0	0	0	0	0	W	27-14
2023 TOTALS		**17-17**	**90**	**55**	**35**	**14.5**	**100.0**	**23**	**120**	**31**	**0**	**0**	**0**	**0**	**2**	**2**	**1**	**0**	**0**	**0**	**0**	**0**	**0**	**0**	**0**	**0**	**8-9**	

MAXX CROSBY'S 2022 GXG REGULAR-SEASON STATISTICS (RAIDERS)

			TACKLES								INTERCEPTIONS					O. FUMB				ST					MISC			
DATE	OPPONENT	P/S	TK	S	A	SK	YDS	TFL	YDS	QBH	NO	YDS	LG	TD	PD	FF	FR	TD	YDS	TK	S	A	FF	FR	S	A	W/L	SCORE
09/11	at Chargers	S	10	8	2	0.0	0.0	1	0	2	0	0	0	0	0	0	0	0	0	0	0	0	0	0	0	0	L	19-24
09/18	Cardinals	S	4	1	3	1.0	7.0	1	7	2	0	0	0	0	0	0	0	0	0	0	0	0	0	0	0	0	L	23-29+
09/25	at Titans	S	9	5	4	1.0	12.0	2	3	1	0	0	0	0	1	1	0	0	0	0	0	0	0	0	0	0	L	22-24
10/02	Broncos	S	4	4	0	2.0	16.0	4	19	2	0	0	0	0	0	0	0	0	0	0	0	0	0	0	0	0	W	32-23
10/10	at Chiefs	S	4	4	0	2.0	20.0	3	22	2	0	0	0	0	0	0	0	0	0	0	0	0	0	0	0	0	L	29-30
10/23	Texans	S	4	3	1	0.0	0.0	0	0	2	0	0	0	0	1	0	0	0	0	0	0	0	0	0	0	0	W	38-20
10/30	at Saints	S	7	5	2	0.0	0.0	1	1	0	0	0	0	0	0	0	0	0	0	0	0	0	0	0	0	0	L	0-24
11/06	at Jaguars	S	5	3	2	0.0	0.0	1	5	1	0	0	0	0	0	0	1	0	0	0	0	0	0	0	0	0	L	20-27
11/13	Colts	S	10	4	6	1.0	14.0	1	14	1	0	0	0	0	0	0	0	0	0	0	0	0	0	0	0	0	L	20-25
11/20	at Broncos	S	6	5	1	2.0	10.0	2	10	3	0	0	0	0	0	1	0	0	0	0	0	0	0	0	0	0	W	22-16+
11/27	at Seahawks	S	4	3	1	1.5	8.5	1	5	6	0	0	0	0	1	0	0	0	0	0	0	0	0	0	0	0	W	40-34+
12/04	Chargers	S	2	2	0	0.0	0.0	0	0	1	0	0	0	0	0	1	0	0	0	0	0	0	0	0	0	0	W	27-20
12/08	at Rams	S	4	2	2	1.0	4.5	2	7	3	0	0	0	0	1	0	0	0	0	0	0	0	0	0	0	0	L	16-17
12/18	Patriots	S	4	2	2	0.0	0.0	0	0	3	0	0	0	0	0	0	0	0	0	1	0	1	0	0	0	0	W	30-24
12/24	at Steelers	S	4	2	2	0.0	0.0	0	0	4	0	0	0	0	0	0	0	0	0	0	0	0	0	0	0	0	L	10-13
01/01	49ers	S	2	2	0	0.0	0.0	1	1	2	0	0	0	0	0	0	0	0	0	0	0	0	0	0	0	0	L	34-37+
01/07	Chiefs	S	5	3	2	1.0	10.0	2	10	1	0	0	0	0	0	0	0	0	0	0	0	0	0	0	0	0	L	13-31
2022 TOTALS		**17-17**	**88**	**58**	**30**	**12.5**	**102.0**	**22**	**104**	**36**	**0**	**0**	**0**	**0**	**4**	**3**	**1**	**0**	**0**	**1**	**0**	**1**	**0**	**0**	**0**	**0**	**6-11**	

+ - Overtime

MAXX CROSBY'S 2021 GXG REGULAR-SEASON STATISTICS (RAIDERS)

			TACKLES								INTERCEPTIONS					O. FUMB				ST					MISC			
DATE	OPPONENT	P/S	TK	S	A	SK	YDS	TFL	YDS	QBH	NO	YDS	LG	TD	PD	FF	FR	TD	YDS	TK	S	A	FF	FR	S	A	W/L	SCORE
09/13	Ravens	S	6	4	2	2.0	12.0	2	12	5	0	0	0	0	0	0	0	0	0	0	0	0	0	0	0	0	W	33-27+
09/19	at Steelers	S	2	2	0	0.0	0.0	1	0	5	0	0	0	0	0	0	0	0	0	0	0	0	0	0	0	0	W	26-17
09/26	Dolphins	S	1	0	1	0.0	0.0	0	0	2	0	0	0	0	0	0	0	0	0	0	0	0	0	0	0	0	W	31-28+
10/04	at Chargers	S	1	0	1	0.0	0.0	0	0	1	0	0	0	0	1	0	0	0	0	0	0	0	0	0	0	0	L	14-28
10/10	Bears	S	0	0	0	0.0	0.0	0	0	0	0	0	0	0	0	0	0	0	0	0	0	0	0	0	0	0	L	9-20
10/17	at Broncos	S	6	2	4	3.0	15.5	1	6	5	0	0	0	0	1	0	0	0	0	0	0	0	0	0	0	0	W	34-24
10/24	Eagles	S	2	2	0	0.0	0.0	0	0	1	0	0	0	0	0	0	0	0	0	0	0	0	0	0	0	0	W	33-22
11/07	at Giants	S	3	3	0	0.0	0.0	1	0	1	0	0	0	0	0	0	0	0	0	0	0	0	0	0	0	0	L	16-23
11/14	Chiefs	S	5	3	2	0.0	0.0	0	0	2	0	0	0	0	0	0	0	0	0	0	0	0	0	0	0	0	L	14-41
11/21	Bengals	S	3	1	2	0.0	0.0	1	1	1	0	0	0	0	0	0	0	0	0	0	0	0	0	0	0	0	L	13-32
11/25	at Cowboys	S	1	0	1	0.0	0.0	0	0	1	0	0	0	0	0	0	0	0	0	0	0	0	0	0	0	0	W	36-33+
12/05	Football Team	S	4	3	1	0.0	0.0	1	4	0	0	0	0	0	1	0	0	0	0	0	0	0	0	0	0	0	L	15-17
12/12	at Chiefs	S	5	1	4	0.0	0.0	1	2	1	0	0	0	0	1	0	0	0	0	0	0	0	0	0	0	0	L	9-48
12/20	at Browns	S	4	4	0	0.0	0.0	0	0	0	0	0	0	0	0	0	0	0	0	0	0	0	0	0	0	0	W	16-14
12/26	Broncos	S	3	3	0	1.0	7.0	2	10	1	0	0	0	0	0	0	0	0	0	0	0	0	0	0	0	0	W	17-13
01/02	at Colts	S	3	2	1	0.0	0.0	0	0	0	0	0	0	0	0	0	0	0	0	0	0	0	0	0	0	0	W	23-20
01/09	Chargers	S	7	6	1	2.0	18.0	3	19	4	0	0	0	0	3	0	0	0	0	0	0	0	0	0	0	0	W	35-32+
2021 TOTALS		**17-17**	**56**	**36**	**20**	**8.0**	**52.5**	**13**	**54**	**30**	**0**	**0**	**0**	**0**	**7**	**0**	**0**	**0**	**0**	**0**	**0**	**0**	**0**	**0**	**0**	**0**	**10-7**	

+ - Overtime

MAXX CROSBY'S 2020 GXG REGULAR-SEASON STATISTICS (RAIDERS)

			TACKLES								INTERCEPTIONS					O. FUMB				ST					MISC			
DATE	OPPONENT	P/S	TK	S	A	SK	YDS	TFL	YDS	QBH	NO	YDS	LG	TD	PD	FF	FR	TD	YDS	TK	S	A	FF	FR	S	A	W/L	SCORE
09/13	at Panthers	S	2	0	2	0.0	0.0	0	0	0	0	0	0	0	0	0	0	0	0	0	0	0	0	0	0	0	W	34-30
09/21	Saints	S	2	2	0	0.0	0.0	0	0	0	0	0	0	0	1	0	0	0	0	0	0	0	0	0	0	0	W	34-24
09/27	at Patriots	S	2	2	0	2.0	6.0	2	6	2	0	0	0	0	0	0	0	0	0	0	0	0	0	0	0	0	L	20-36
10/04	Bills	S	1	1	0	1.0	14.0	1	14	1	0	0	0	0	0	0	0	0	0	0	0	0	0	0	0	0	L	23-30
10/11	at Chiefs	S	2	1	1	1.0	7.0	1	7	2	0	0	0	0	0	0	0	0	0	0	0	0	0	0	0	0	W	40-32
10/25	Buccaneers	S	4	1	3	0.0	0.0	1	1	0	0	0	0	0	0	0	0	0	0	0	0	0	0	0	0	0	L	20-45
11/01	at Browns	S	2	2	0	0.0	0.0	0	0	0	0	0	0	0	0	0	0	0	0	0	0	0	0	0	0	0	W	16-6
11/08	at Chargers	S	6	1	5	1.0	6.0	1	6	2	0	0	0	0	0	0	0	0	0	0	0	0	0	0	0	0	W	31-26
11/15	Broncos	S	3	2	1	1.0	1.0	2	5	1	0	0	0	0	0	0	0	0	0	0	0	0	0	0	0	0	W	37-12
11/22	Chiefs	S	2	1	1	0.0	0.0	1	4	1	0	0	0	0	0	0	0	0	0	0	0	0	0	0	0	0	L	31-35
11/29	at Falcons	S	3	0	3	0.0	0.0	0	0	0	0	0	0	0	0	0	0	0	0	0	0	0	0	0	0	0	L	6-43
12/06	at Jets	S	1	1	0	0.0	0.0	0	0	1	0	0	0	0	0	0	1	0	0	0	0	0	0	0	0	0	W	31-28
12/13	Colts	S	3	2	1	0.0	0.0	2	2	0	0	0	0	0	0	0	0	0	0	0	0	0	0	0	0	0	L	27-44
12/17	Chargers	S	0	0	0	0.0	0.0	0	0	0	0	0	0	0	0	0	0	0	0	0	0	0	0	0	0	0	L	27-30+
12/26	Dolphins	S	2	1	1	0.0	0.0	1	1	1	0	0	0	0	0	0	0	0	0	0	0	0	0	0	0	0	L	25-26
01/03	at Broncos	S	4	3	1	1.0	4.0	2	6	2	0	0	0	0	0	0	0	0	0	0	0	0	0	0	0	0	W	32-31
2020 TOTALS		**16-16**	**39**	**20**	**19**	**7.0**	**38.0**	**14**	**52**	**13**	**0**	**0**	**0**	**0**	**1**	**0**	**1**	**0**	**0**	**0**	**0**	**0**	**0**	**0**	**0**	**0**	**8-8**	

+ - Overtime

MAXX CROSBY'S 2019 GXG REGULAR-SEASON STATISTICS (RAIDERS)

			TACKLES								INTERCEPTIONS					O. FUMB				ST					MISC			
DATE	OPPONENT	P/S	TK	S	A	SK	YDS	TFL	YDS	QBH	NO	YDS	LG	TD	PD	FF	FR	TD	YDS	TK	S	A	FF	FR	S	A	W/L	SCORE
09/09	Broncos	P	5	2	3	0.0	0.0	0	0	0	0	0	0	0	0	0	0	0	0	0	0	0	0	0	0	0	W	24-16
09/15	Chiefs	P	2	1	1	0.0	0.0	0	0	0	0	0	0	0	0	0	0	0	0	0	0	0	0	0	0	0	L	10-28
09/22	at Vikings	P	0	0	0	0.0	0.0	0	0	0	0	0	0	0	0	0	0	0	0	1	1	0	0	0	0	0	L	14-34
09/29	at Colts	P	2	2	0	0.0	0.0	0	0	1	0	0	0	0	2	1	0	0	0	0	0	0	0	0	0	0	W	31-24
10/06	Bears	S	1	1	0	1.0	5.0	1	5	1	0	0	0	0	0	0	0	0	0	0	0	0	0	0	0	0	W	24-21
10/20	at Packers	P	1	1	0	1.0	8.0	1	8	1	0	0	0	0	0	0	0	0	0	0	0	0	0	0	0	0	L	24-42
10/27	at Texans	P	6	6	0	0.0	0.0	2	9	1	0	0	0	0	0	1	0	0	0	0	0	0	0	0	0	0	L	24-27
11/03	Lions	S	2	1	1	0.0	0.0	0	0	0	0	0	0	0	0	0	0	0	0	0	0	0	0	0	0	0	W	31-24
11/07	Chargers	S	3	1	2	0.5	4.0	1	1	3	0	0	0	0	1	0	0	0	0	0	0	0	0	0	0	0	W	26-24
11/17	Bengals	S	5	4	1	4.0	42.0	3	26	4	0	0	0	0	0	1	0	0	0	0	0	0	0	0	0	0	W	17-10
11/24	at Jets	S	4	3	1	1.0	2.0	2	6	1	0	0	0	0	0	0	0	0	0	0	0	0	0	0	0	0	L	3-34
12/01	at Chiefs	S	5	4	1	0.0	0.0	2	6	0	0	0	0	0	0	0	0	0	0	0	0	0	0	0	0	0	L	9-40
12/08	Titans	S	2	2	0	0.0	0.0	1	3	0	0	0	0	0	0	0	0	0	0	0	0	0	0	0	0	0	L	21-42
12/15	Jaguars	S	1	1	0	1.0	4.0	1	4	1	0	0	0	0	0	0	0	0	0	0	0	0	0	0	0	0	L	16-20
12/22	at Chargers	S	2	2	0	0.0	0.0	1	1	0	0	0	0	0	0	0	0	0	0	0	0	0	0	0	0	0	W	24-17
12/29	at Broncos	S	5	4	1	1.5	4.5	1	8	1	0	0	0	0	1	1	0	0	0	0	0	0	0	0	0	0	L	15-16
2019 TOTALS		**16-10**	**46**	**35**	**11**	**10.0**	**69.5**	**16**	**77**	**14**	**0**	**0**	**0**	**0**	**4**	**4**	**0**	**0**	**0**	**1**	**1**	**0**	**0**	**0**	**0**	**0**	**7-9**	

MAXX CROSBY'S 2021 GXG POSTSEASON STATISTICS (RAIDERS)

			TACKLES								INTERCEPTIONS					O. FUMB				ST					MISC			
DATE	OPPONENT	P/S	TK	S	A	SK	YDS	TFL	YDS	QBH	NO	YDS	LG	TD	PD	FF	FR	TD	YDS	TK	S	A	FF	FR	S	A	W/L	SCORE
01/15	at Bengals	S	6	3	3	1.0	11.0	2	11	2	0	0	0	0	0	0	0	0	0	0	0	0	0	0	0	0	L	19-26
2021 TOTALS		**1-1**	**6**	**3**	**3**	**1.0**	**11.0**	**2**	**11**	**2**	**0**	**0**	**0**	**0**	**0**	**0**	**0**	**0**	**0**	**0**	**0**	**0**	**0**	**0**	**0**	**0**	**0-1**	

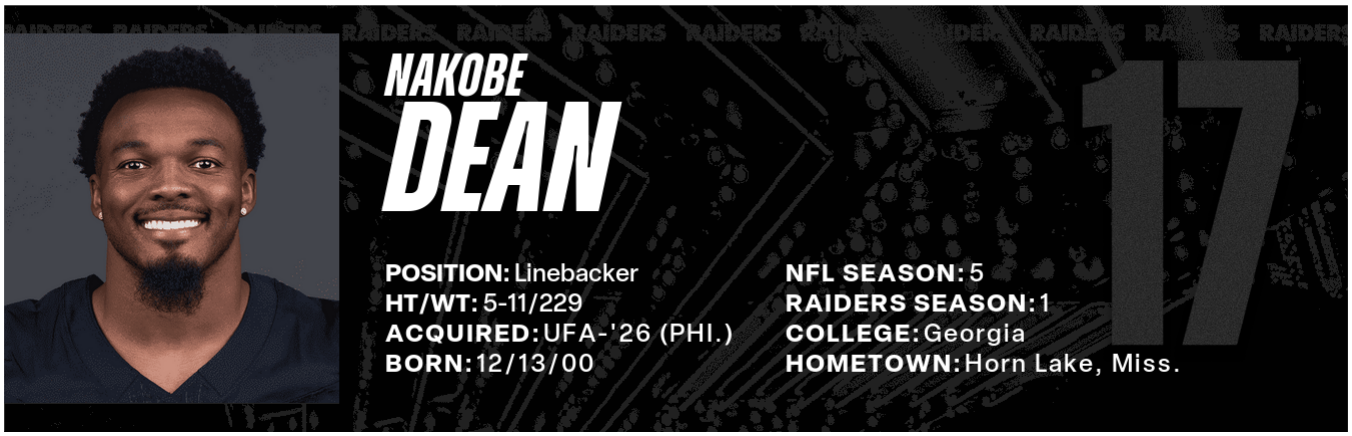

TRANSACTIONS: *Selected by Philadelphia Eagles in the third round (83rd overall) of the 2022 NFL Draft, April 29, 2022…Signed by Las Vegas Raiders as an unrestricted free agent, March 12, 2026.*

AT A GLANCE
- Has played in 47 career games with 27 starts and recorded 219 tackles (137 solo), 7.5 sacks, 19 tackles for loss, five passes defensed, one interception, three forced fumbles and two fumble recoveries.
- In 2025 with the Eagles, played in 10 games with eight starts and tallied 55 tackles (30), a career-best 4.0 sacks, one pass defensed, seven tackles for loss and two forced fumbles.
- Played three seasons at Georgia (2019-21), where he totaled 168 tackles (89), 7.5 sacks, 13.5 tackles for loss, 10 passes defensed, three forced fumbles and two interceptions and also was a team captain on the CFP National Championship team his final season.

CAREER: Veteran linebacker enters his fifth season in the NFL and first in the Silver and Black after being drafted 83rd overall by the Philadelphia Eagles in the 2022 NFL Draft…Recorded 219 tackles (137 solo), 7.5 sacks, 19 tackles for loss, five passes defensed, one interception, three forced fumbles and two fumble recoveries…In 2025, played in 10 games with eight starts and tallied 55 tackles (30), a career-best 4.0 sacks, one pass defensed, seven tackles for loss and two forced fumbles…In 2024, started all 15 games he played in and recorded 128 tackles (80), 3.0 sacks, nine tackles for loss, four passes defensed, one interception, one forced fumble and two fumble recoveries…In 2023, appeared in five games with four starts before being placed on the Reserve/Injured List in Week 10 with a season-ending foot injury…Finished year with 30 tackles (22), 0.5 sacks and two tackles for loss…As a rookie in 2022, played in all 17 games and logged six tackles (five) and one tackle for loss.

2026: (9/13) vs. Mia.: Tied for team lead with six tackles and added 1.0 sack, two tackles for loss and one quarterback hit...Notched a single-game career high two tackles for loss - his sixth career game with multiple TFLs...Reached 8.5 career sacks since entering the league in 2022...**(9/20) at LAC:** Tied for the team lead with 10 tackles (seven solo) and added 0.5 sack, two quarterback hits and one forced fumble...Reached 16 total tackles on the season, ranking second most in the NFL through Week 2...Also reached 9.0 career sacks since entering the league in 2022...**(9/27) at NO:** Led the Raiders defense with 12 tackles (11 solo), and added one tackle for loss, one forced fumble and one pass defensed...Reached one fumble in all three games to start the season, the first NFL player with a forced fumble in three straight games to start a season since Khalil Mack, who did so in each of his first four games in 2018...**(10/4) vs. KC:** Finished with five tackles (three)...**(10/11) at NE:** Led the Raiders defense with 12 tackles, reached 55 total tackles in 2026, tied for the fifth most in the NFL...**(10/18) vs. Buf.:** Led the defense with 12 tackles, reaching three games with 10+ tackles in 2026, tied for the most in the NFL after Week 6...**(10/25) vs. LAR:** Tied for team lead with 12 total tackles (three solo) and added one interception and a pass defensed...Notched his second career interception (first since 2023), and first interception as a member of the Raiders...Also reached four games with 10+ tackles this season, tied for the most in the NFL after seven games...**(11/1) at NYJ:** Led the team with 12 total tackles (two solo), notching his league-leading fifth game with 12+ tackles through eight games...Also added one tackle for loss in the game...Also reached 80 total tackles, which tied for the second most in the NFL after eight games...**(11/8) at SF:** Led the team with 18 total tackles (seven solo), tying for the second-most tackles in a single game in the NFL...Notched his league-leading sixth game with 12+ tackles after nine games...Also added one tackle for loss...Recorded 12+ tackles in five straight games, tying the second-longest streak of games with 12+ tackles since it became an official stat in 1994...**(11/15) vs. Sea.:** Tied for the team lead the team with eight total tackles (five solo), one tackle for loss and one fumble recovery...Reached 107 total tackles after 10 games, tied for the most in the NFL (Alex Singleton, 107) during that span...Also notched his first fumble recovery of the season and his first since 2024...**(11/22) at Den.:** Led the team with 12 total tackles (six solo), 1.0 sacks, one QB hit, two tackles for loss, and one pass defensed...Reached 119 total tackles on the season, the most in the NFL after 11 games...Also reached 10.0 career sacks and 9.5 sacks over the last three seasons (2024-26)...His 9.5 sacks over the last three seasons are the fifth most in the NFL among linebackers over that span.

2025 (with Phi.): Played in 10 games with eight starts and tallied 55 tackles (30 solo), a career-best 4.0 sacks, one pass defensed, seven tackles for loss and two forced fumbles…Began the season on the PUP List, recovering from a torn patellar tendon in his left knee, and missed the first five games of the season…**(10/9) at NYG:** Made season debut and only appeared on special teams…**(10/19) at Min.:** Recorded six tackles (three) and one tackle for loss…**(10/26) vs. NYG:** Made first start of the season and finished with five tackles (four)…**(11/10) at GB:** Tallied seven tackles (six), 1.0 sack, one tackle for loss and one forced fumble…**(11/16) vs. Det.:** Recorded three tackles (one), 1.0 sack and one tackle for loss…**(11/23) at Dal.:** Posted five tackles (two), 1.0 sack and one tackle for loss…**(11/28) vs. Chi.:** Recorded 12 tackles (five) and one pass defensed…**(12/8) at LAC:** Registered seven tackles (three), 1.0 sack, one tackle for loss and one forced fumble…**(12/14) vs. LV:** Recorded eight tackles (five) and two tackles for loss…**(12/20) at Was.:** Posted two tackles (one) before leaving the game in the first quarter with a hamstring injury…**(12/18) at Buf.:** Inactive…**(1/4/26) vs. Was.:** Inactive…**Postseason: (1/11/26) vs. SF:** In return from injury, recorded six tackles (five) in Wild Card round.

2024 (with Phi.): Started all 15 games he played in and recorded 128 tackles (80 solo), 3.0 sacks, nine tackles for loss, four passes defensed, one interception, one forced fumble and two fumble recoveries…**(9/6) vs. GB:** Totaled four tackles, two tackles for loss and one pass defensed…**(9/16) vs. Atl.:** Recorded seven tackles (five)…**(9/22) at NO:** Finished with eight tackles (three) and one

tackle for loss…**(9/29) at TB:** Posted seven tackles (five) and one tackle for loss…**(10/13) vs. Cle.:** Recorded 12 tackles (seven)…**(10/20) at NYG:** Registered 11 tackles (six), a career-best 2.0 sacks and two tackles for loss…**(10/27) at Cin.:** Tallied nine tackles (seven), one tackle for loss and one fumble recovery…**(11/3) vs. Jax.:** Posted two tackles, one interception and two passes defensed…**(11/10) at Dal.:** Recorded six tackles (three)…**(11/14) vs. Was.:** Finished with 10 tackles (eight) and one pass defensed…**(11/24) at LAR:** Tallied eight tackles (five), 1.0 sack, two tackles for loss and one fumble recovery…**(12/1) at Bal.:** Logged 10 tackles (five)…**(12/8) vs. Car.:** Recorded 12 tackles (nine)…**(12/15) vs. Pit.:** Finished with 10 tackles (seven) and one forced fumble…**(12/22) at Was.:** Recorded 12 tackles (six)…**(12/29) vs. Dal.:** Inactive due to an abdomen injury…**(1/5/25) vs. NYG:** Inactive due to an abdomen injury…**Postseason: (1/12/25) vs. GB:** In Wild Card round, finished with six tackles (three) and two tackles for loss before leaving the game in the second quarter due to a torn patellar tendon in his left knee…Team would go on to win Super Bowl LIX.

2023 (with Phi.): Appeared in five games with four starts before being placed on the Reserve/Injured List in Week 10 with a season-ending foot injury…Finished year with 30 tackles (22 solo), 0.5 sacks and two tackles for loss…Also missed Weeks 2-5 while on Reserve/Injured List with a right foot injury…**(9/10) at NE:** Started and recorded seven tackles (four)…**(10/15) at NYJ:** Finished with four tackles (three)…**(10/22) vs. Mia.:** Started and posted three tackles…**(10/29) at Was.:** Started and recorded a career-high 13 tackles (11) and two tackles for loss…**(11/5) vs. Dal.:** Started and totaled three tackles (one) and 0.5 sacks.

2022 (with Phi.): As a rookie, played in all 17 games primarily on special teams and logged six tackles (five solo) and one tackle for loss on defense and seven tackles on special teams…**(9/11) at Det.:** Played mostly on special teams…**(9/19) vs. Min.:** Saw action exclusively on special teams…**(9/25) at Was.:** Appeared on special teams…**(10/2) vs. Jax.:** Recorded one tackle on special teams…**(10/9) at Ari.:** Played on special teams…**(10/16) vs. Dal.:** Finished with one tackle on special teams…**(10/30) vs. Pit.:** Logged one tackle on special teams…**(11/3) at Hou.:** Appeared on defense and special teams…**(11/14) vs. Was.:** Finished with one tackle on special teams…**(11/20) at Ind.:** Played on special teams…**(11/27) vs. GB:** Posted one tackle on special teams…**(12/4) vs. Ten.:** Recorded five tackles (four) and one tackle for loss on defense and one tackle on special teams…**(12/11) at NYG:** Logged one tackle on defense and also saw action on special teams…**(12/18) at Chi.:** Recorded one tackle on special teams…**(12/24) at Dal.:** Played primarily on special teams…**(1/1/23) vs. NO:** Appeared on defense and special teams…**(1/8/23) vs. NYG:** Recovered an onside kick on special teams…**Postseason: (1/21/23) vs. NYG:** Made first playoff appearance and recorded one tackle on special teams in Divisional Round…**(1/29/23) vs. SF:** Recorded one tackle on special teams in NFC Championship…**(2/12/23) vs. KC:** Appeared on special teams in Super Bowl LVII loss.

COLLEGE: Played three seasons at Georgia (2019-21), where he totaled 168 tackles (89 solo), 7.5 sacks, 13.5 tackles for loss, 10 passes defensed, three forced fumbles and two interceptions and also was a team captain on the CFP National Championship team his final season…In 2021, named the Butkus Award winner after starting all 15 games and recording 72 tackles (36), 6.0 sacks, 10.5 tackles for loss, two interceptions, eight passes defensed and two forced fumbles en route to the CFP National Championship…Also named All-SEC First Team (AP, Coaches) and SEC Defensive Player of the Year (PFF)…In 2020, started all 10 games and tallied 71 tackles (39), 1.5 sacks and 1.5 tackles for loss…In 2019, played in all 14 games and finished with 25 tackles (14), 1.5 tackles for loss, two passes defensed and one forced fumble.

PERSONAL: Attended Horn Lake (Miss.) High School, where he racked up 438 total tackles, 18.0 sacks, 61.5 tackles for loss, six interceptions and 12 total touchdowns…Was named the 2018 High School Butkus Award winner as the nation's top prep linebacker...Was selected for the 2019 Under Armour All-America Game and chosen as the 2018-19 Gatorade High School Football Player in Mississippi...Led team to a 15-0 season, No. 1 state ranking and the 2018 MHSAA Class 6A State title, the first in Horn Lake's history...Was named 2018 Mississippi Mr. Football for Class 6A...Had 175 total tackles, along with 26 tackles for loss, 7.0 sacks, three interceptions and two forced fumbles as a senior...Also had nine touchdowns as a running back…Tallied 147 total stops, 25 tackles for loss and 9.0 sacks as a junior...Also competed on varsity baseball, basketball and track teams.

ADDITIONAL STATISTICS: Special teams tackles – 7 in 2022. NFL Totals: 7.

SINGLE-GAME HIGHS: TACKLES: Total – 13, 10/29/23 at Was. Solo – 11, 10/29/23 at Was. Sacks – 2, 10/20/24 at NYG. Tackles for Loss – 2, five times; last: 12/14/25 vs. LV. Passes Defensed – 2, 11/3/24 vs. Jax. Interceptions – 1, 11/3/24 vs. Jax. Forced Fumbles – 1, three times; last: 12/8/25 at LAC. Fumble Recoveries – 1, two times; last: 11/24/24 at LAR.

NAKOBE DEAN'S NFL REGULAR SEASON DEFENSIVE STATISTICS

				TACKLES								INTERCEPTIONS					O. FUMB				ST					MISC	
DATE	TEAM	GP	GS	TK	S	A	TFL	YDS	SK	YDS	QBH	NO	YDS	LG	TD	PD	FF	FR	TD	YDS	TK	S	A	FF	FR	S	A
2022	Eagles	17	0	6	5	1	1	2	0.0	0.0	0	0	0	0	0	0	0	0	0	0	7	4	3	0	0	0	0
2023	Eagles	5	4	30	22	8	2	2	0.5	4.0	1	0	0	0	0	0	0	0	0	0	0	0	0	0	0	0	0
2024	Eagles	15	15	128	80	48	9	35	3.0	26.0	6	1	0	0	0	4	1	2	0	0	0	0	0	0	0	0	0
2025	Eagles	10	8	55	30	25	7	44	4.0	33.0	6	0	0	0	0	1	2	0	0	0	0	0	0	0	0	0	0
2026	Raiders	11	11	119	56	63	9	27	2.5	17.5	4	1	0	0	0	3	3	1	0	0	0	0	0	0	0	0	0
NFL TOTALS		**58**	**38**	**338**	**193**	**145**	**28**	**110**	**10.0**	**80.5**	**17**	**2**	**0**	**0**	**0**	**8**	**6**	**3**	**0**	**0**	**7**	**4**	**3**	**0**	**0**	**0**	**0**

NAKOBE DEAN'S NFL POSTSEASON DEFENSIVE STATISTICS

				TACKLES								INTERCEPTIONS					O. FUMB				ST					MISC	
DATE	TEAM	GP	GS	TK	S	A	TFL	YDS	SK	YDS	QBH	NO	YDS	LG	TD	PD	FF	FR	TD	YDS	TK	S	A	FF	FR	S	A
2022	Eagles	3	0	0	0	0	0	0	0.0	0.0	0	0	0	0	0	0	0	0	0	0	2	2	0	0	0	0	0
2023	Eagles	0	0	0	0	0	0	0	0.0	0.0	0	0	0	0	0	0	0	0	0	0	0	0	0	0	0	0	0
2024	Eagles	1	1	6	3	3	2	9	0.0	0.0	0	0	0	0	0	0	0	0	0	0	0	0	0	0	0	0	0
2025	Eagles	1	1	6	5	1	0	0	0.0	0.0	0	0	0	0	0	0	0	0	0	0	0	0	0	0	0	0	0
NFL TOTALS		**5**	**2**	**12**	**8**	**4**	**2**	**9**	**0.0**	**0.0**	**0**	**0**	**0**	**0**	**0**	**0**	**0**	**0**	**0**	**0**	**2**	**2**	**0**	**0**	**0**	**0**	**0**

NAKOBE DEAN'S 2026 GXG REGULAR-SEASON STATISTICS (RAIDERS)

			TACKLES								INTERCEPTIONS					O. FUMB				ST					MISC			
DATE	OPPONENT	P/S	TK	S	A	SK	YDS	TFL	YDS	QBH	NO	YDS	LG	TD	PD	FF	FR	TD	YDS	TK	S	A	FF	FR	S	A	W/L	SCORE
09/13	Dolphins	S	6	5	1	1.0	10.0	2	11	1	0	0	0	0	0	1	0	0	0	0	0	0	0	0	0	0	W	27-13
09/20	at Chargers	S	9	6	3	0.5	0.5	0	0	2	0	0	0	0	0	1	0	0	0	0	0	0	0	0	0	0	W	26-14
09/27	at Saints	S	12	11	1	0.0	0.0	1	3	0	0	0	0	0	1	1	0	0	0	0	0	0	0	0	0	0	W	35-27
10/04	Chiefs	S	5	3	2	0.0	0.0	0	0	0	0	0	0	0	0	0	0	0	0	0	0	0	0	0	0	0	L	27-30
10/11	at Patriots	S	12	5	7	0.0	0.0	0	0	0	0	0	0	0	0	0	0	0	0	0	0	0	0	0	0	0	L	17-45
10/18	Bills	S	12	3	9	0.0	0.0	1	1	0	0	0	0	0	0	0	0	0	0	0	0	0	0	0	0	0	L	30-33
10/25	Rams	S	12	3	9	0.0	0.0	0	0	0	1	0	0	0	1	0	0	0	0	0	0	0	0	0	0	0	L	21-35
11/01	at Jets	S	12	2	10	0.0	0.0	1	1	0	0	0	0	0	0	0	0	0	0	0	0	0	0	0	0	0	W	38-33
11/08	at 49ers	S	19	7	12	0.0	0.0	1	2	0	0	0	0	0	0	0	0	0	0	0	0	0	0	0	0	0	L	17-38
11/15	Seahawks	S	8	5	3	0.0	0.0	1	1	0	0	0	0	0	0	0	1	0	0	0	0	0	0	0	0	0	L	13-21
11/22	at Broncos	S	12	6	6	1.0	7.0	2	8	1	0	0	0	0	1	0	0	0	0	0	0	0	0	0	0	0	L	24-38
2026 TOTALS		**11-11**	**119**	**56**	**63**	**2.5**	**17.5**	**9**	**27**	**4**	**1**	**0**	**0**	**0**	**3**	**3**	**1**	**0**	**0**	**0**	**0**	**0**	**0**	**0**	**0**	**0**	**4-7**	

NAKOBE DEAN'S 2025 GXG REGULAR-SEASON STATISTICS (EAGLES)

			TACKLES								INTERCEPTIONS					O. FUMB				ST					MISC			
DATE	OPPONENT	P/S	TK	S	A	SK	YDS	TFL	YDS	QBH	NO	YDS	LG	TD	PD	FF	FR	TD	YDS	TK	S	A	FF	FR	S	A	W/L	SCORE
09/04	Cowboys		DID NOT PLAY																								W	24-20
09/14	at Chiefs		RESERVED/PUP																								W	20-17
09/21	Rams		RESERVED/PUP																								W	33-26
09/28	at Buccaneers		RESERVED/PUP																								W	31-25
10/05	Broncos		RESERVED/PUP																								L	17-21
10/09	at Giants	P	0	0	0	0.0	0.0	0	0	0	0	0	0	0	0	0	0	0	0	0	0	0	0	0	0	0	L	17-34
10/19	at Vikings	P	6	3	3	0.0	0.0	1	4	0	0	0	0	0	0	0	0	0	0	0	0	0	0	0	0	0	W	28-22
10/26	Giants	S	5	4	1	0.0	0.0	0	0	0	0	0	0	0	0	0	0	0	0	0	0	0	0	0	0	0	W	38-20
11/10	at Packers	S	7	6	1	1.0	8.0	1	8	1	0	0	0	0	0	1	0	0	0	0	0	0	0	0	0	0	W	10-7
11/16	Lions	S	3	1	2	1.0	7.0	1	7	2	0	0	0	0	0	0	0	0	0	0	0	0	0	0	0	0	W	16-9
11/23	at Cowboys	S	5	2	3	1.0	6.0	1	6	1	0	0	0	0	0	0	0	0	0	0	0	0	0	0	0	0	L	21-24
11/28	Bears	S	12	5	7	0.0	0.0	0	0	0	0	0	0	0	1	0	0	0	0	0	0	0	0	0	0	0	L	15-24
12/08	at Chargers	S	7	3	4	1.0	12.0	1	12	2	0	0	0	0	0	1	0	0	0	0	0	0	0	0	0	0	L	19-22+
12/14	Raiders	S	8	5	3	0.0	0.0	2	7	0	0	0	0	0	0	0	0	0	0	0	0	0	0	0	0	0	W	31-0
12/20	at Commanders	S	2	1	1	0.0	0.0	0	0	0	0	0	0	0	0	0	0	0	0	0	0	0	0	0	0	0	W	29-18
12/28	at Bills		ON INACTIVE LIST																								W	13-12
01/04	Commanders		ON INACTIVE LIST																								L	17-24
2025 TOTALS		**10-8**	**55**	**30**	**25**	**4.0**	**33.0**	**7**	**44**	**6**	**0**	**0**	**0**	**0**	**1**	**2**	**0**	**0**	**0**	**0**	**0**	**0**	**0**	**0**	**0**	**0**	**11-6**	

+ - Overtime

NAKOBE DEAN'S 2024 GXG REGULAR-SEASON STATISTICS (EAGLES)

			TACKLES								INTERCEPTIONS					O. FUMB				ST					MISC			
DATE	OPPONENT	P/S	TK	S	A	SK	YDS	TFL	YDS	QBH	NO	YDS	LG	TD	PD	FF	FR	TD	YDS	TK	S	A	FF	FR	S	A	W/L	SCORE
09/06	Packers	S	4	4	0	0.0	0.0	2	2	0	0	0	0	0	1	0	0	0	0	0	0	0	0	0	0	0	W	34-29
09/16	Falcons	S	7	5	2	0.0	0.0	0	0	0	0	0	0	0	0	0	0	0	0	0	0	0	0	0	0	0	L	21-22
09/22	at Saints	S	8	3	5	0.0	0.0	1	1	0	0	0	0	0	0	0	0	0	0	0	0	0	0	0	0	0	W	15-12
09/29	at Buccaneers	S	7	5	2	0.0	0.0	1	2	0	0	0	0	0	0	0	0	0	0	0	0	0	0	0	0	0	L	16-33
10/13	Browns	S	12	7	5	0.0	0.0	0	0	0	0	0	0	0	0	0	0	0	0	0	0	0	0	0	0	0	W	20-16
10/20	at Giants	S	11	6	5	2.0	18.0	2	18	4	0	0	0	0	0	0	0	0	0	0	0	0	0	0	0	0	W	28-3
10/27	at Bengals	S	9	7	2	0.0	0.0	1	3	1	0	0	0	0	0	0	1	0	0	0	0	0	0	0	0	0	W	37-17
11/03	Jaguars	S	2	0	2	0.0	0.0	0	0	0	1	0	0	0	2	0	0	0	0	0	0	0	0	0	0	0	W	28-23
11/10	at Cowboys	S	6	3	3	0.0	0.0	0	0	0	0	0	0	0	0	0	0	0	0	0	0	0	0	0	0	0	W	34-6
11/14	Commanders	S	10	8	2	0.0	0.0	0	0	0	0	0	0	0	1	0	0	0	0	0	0	0	0	0	0	0	W	26-18
11/24	at Rams	S	8	5	3	1.0	8.0	2	9	1	0	0	0	0	0	0	1	0	0	0	0	0	0	0	0	0	W	37-20
12/01	at Ravens	S	10	5	5	0.0	0.0	0	0	0	0	0	0	0	0	0	0	0	0	0	0	0	0	0	0	0	W	24-19
12/08	Panthers	S	12	9	3	0.0	0.0	0	0	0	0	0	0	0	0	0	0	0	0	0	0	0	0	0	0	0	W	22-16
12/15	Steelers	S	10	7	3	0.0	0.0	0	0	0	0	0	0	0	0	1	0	0	0	0	0	0	0	0	0	0	W	27-13
12/22	at Commanders	S	12	6	6	0.0	0.0	0	0	0	0	0	0	0	0	0	0	0	0	0	0	0	0	0	0	0	L	33-36
12/29	Cowboys		ON INACTIVE LIST																								W	41-7
01/05	Giants		ON INACTIVE LIST																								W	20-13
2024 TOTALS		**15-15**	**128**	**80**	**48**	**3.0**	**26.0**	**9**	**35**	**6**	**1**	**0**	**0**	**0**	**4**	**1**	**2**	**0**	**0**	**0**	**0**	**0**	**0**	**0**	**0**	**0**	**14-3**	

NAKOBE DEAN'S 2023 GXG REGULAR-SEASON STATISTICS (EAGLES)

			TACKLES								INTERCEPTIONS					O. FUMB				ST					MISC			
DATE	OPPONENT	P/S	TK	S	A	SK	YDS	TFL	YDS	QBH	NO	YDS	LG	TD	PD	FF	FR	TD	YDS	TK	S	A	FF	FR	S	A	W/L	SCORE
09/10	at Patriots	S	7	4	3	0.0	0.0	0	0	0	0	0	0	0	0	0	0	0	0	0	0	0	0	0	0	0	W	25-20
09/14	Vikings		INJURED RESERVE - DESIGNATED FOR RETURN																								W	34-28
09/25	at Buccaneers		INJURED RESERVE - DESIGNATED FOR RETURN																								W	25-11
10/01	Commanders		INJURED RESERVE - DESIGNATED FOR RETURN																								W	34-31+
10/08	at Rams		INJURED RESERVE - DESIGNATED FOR RETURN																								W	23-14
10/15	at Jets	P	4	3	1	0.0	0.0	0	0	0	0	0	0	0	0	0	0	0	0	0	0	0	0	0	0	0	L	14-20
10/22	Dolphins	S	3	3	0	0.0	0.0	0	0	0	0	0	0	0	0	0	0	0	0	0	0	0	0	0	0	0	W	31-17
10/29	at Commanders	S	13	11	2	0.0	0.0	2	2	0	0	0	0	0	0	0	0	0	0	0	0	0	0	0	0	0	W	38-31
11/05	Cowboys	S	3	1	2	0.5	4.0	0	0	1	0	0	0	0	0	0	0	0	0	0	0	0	0	0	0	0	W	28-23
11/20	at Chiefs		INJURED RESERVE																								W	21-17
11/26	Bills		INJURED RESERVE																								W	37-34+
12/03	49ers		INJURED RESERVE																								L	19-42
12/10	at Cowboys		INJURED RESERVE																								L	13-33
12/18	at Seahawks		INJURED RESERVE																								L	17-20
12/25	Giants		INJURED RESERVE																								W	33-25
12/31	Cardinals		INJURED RESERVE																								L	31-35
01/07	at Giants		INJURED RESERVE																								L	10-27
2023 TOTALS		**5-4**	**30**	**22**	**8**	**0.5**	**4.0**	**2**	**2**	**1**	**0**	**0**	**0**	**0**	**0**	**0**	**0**	**0**	**0**	**0**	**0**	**0**	**0**	**0**	**0**	**0**	**11-6**	

+ - Overtime

NAKOBE DEAN'S 2022 GXG REGULAR-SEASON STATISTICS (EAGLES)

			TACKLES								INTERCEPTIONS					O. FUMB				ST					MISC			
DATE	OPPONENT	P/S	TK	S	A	SK	YDS	TFL	YDS	QBH	NO	YDS	LG	TD	PD	FF	FR	TD	YDS	TK	S	A	FF	FR	S	A	W/L	SCORE
09/11	at Lions	P	0	0	0	0.0	0.0	0	0	0	0	0	0	0	0	0	0	0	0	0	0	0	0	0	0	0	W	38-35
09/19	Vikings	P	0	0	0	0.0	0.0	0	0	0	0	0	0	0	0	0	0	0	0	0	0	0	0	0	0	0	W	24-7
09/25	at Commanders	P	0	0	0	0.0	0.0	0	0	0	0	0	0	0	0	0	0	0	0	0	0	0	0	0	0	0	W	24-8
10/02	Jaguars	P	0	0	0	0.0	0.0	0	0	0	0	0	0	0	0	0	0	0	0	1	1	0	0	0	0	0	W	29-21
10/09	at Cardinals	P	0	0	0	0.0	0.0	0	0	0	0	0	0	0	0	0	0	0	0	0	0	0	0	0	0	0	W	20-17
10/16	Cowboys	P	0	0	0	0.0	0.0	0	0	0	0	0	0	0	0	0	0	0	0	1	1	0	0	0	0	0	W	26-17
10/30	Steelers	P	0	0	0	0.0	0.0	0	0	0	0	0	0	0	0	0	0	0	0	1	0	1	0	0	0	0	W	35-13
11/03	at Texans	P	0	0	0	0.0	0.0	0	0	0	0	0	0	0	0	0	0	0	0	0	0	0	0	0	0	0	W	29-17
11/14	Commanders	P	0	0	0	0.0	0.0	0	0	0	0	0	0	0	0	0	0	0	0	1	0	1	0	0	0	0	L	21-32
11/20	at Colts	P	0	0	0	0.0	0.0	0	0	0	0	0	0	0	0	0	0	0	0	0	0	0	0	0	0	0	W	17-16
11/27	Packers	P	0	0	0	0.0	0.0	0	0	0	0	0	0	0	0	0	0	0	0	1	1	0	0	0	0	0	W	40-33
12/04	Titans	P	5	4	1	0.0	0.0	1	2	0	0	0	0	0	0	0	0	0	0	1	1	0	0	0	0	0	W	35-10
12/11	at Giants	P	1	1	0	0.0	0.0	0	0	0	0	0	0	0	0	0	0	0	0	0	0	0	0	0	0	0	W	48-22
12/18	at Bears	P	0	0	0	0.0	0.0	0	0	0	0	0	0	0	0	0	0	0	0	1	0	1	0	0	0	0	W	25-20
12/24	at Cowboys	P	0	0	0	0.0	0.0	0	0	0	0	0	0	0	0	0	0	0	0	0	0	0	0	0	0	0	L	34-40
01/01	Saints	P	0	0	0	0.0	0.0	0	0	0	0	0	0	0	0	0	0	0	0	0	0	0	0	0	0	0	L	10-20
01/08	Giants	P	0	0	0	0.0	0.0	0	0	0	0	0	0	0	0	0	0	0	0	0	0	0	0	0	0	0	W	22-16
2022 TOTALS		**17-0**	**6**	**5**	**1**	**0.0**	**0.0**	**1**	**2**	**0**	**0**	**0**	**0**	**0**	**0**	**0**	**0**	**0**	**0**	**7**	**4**	**3**	**0**	**0**	**0**	**0**	**14-3**	

NAKOBE DEAN'S 2025 GXG POSTSEASON STATISTICS (EAGLES)

			TACKLES								INTERCEPTIONS					O. FUMB				ST					MISC			
DATE	OPPONENT	P/S	TK	S	A	SK	YDS	TFL	YDS	QBH	NO	YDS	LG	TD	PD	FF	FR	TD	YDS	TK	S	A	FF	FR	S	A	W/L	SCORE
01/11	49ers	S	6	5	1	0.0	0.0	0	0	0	0	0	0	0	0	0	0	0	0	0	0	0	0	0	0	0	L	19-23
2025 TOTALS		**1-1**	**6**	**5**	**1**	**0.0**	**0.0**	**0**	**0**	**0**	**0**	**0**	**0**	**0**	**0**	**0**	**0**	**0**	**0**	**0**	**0**	**0**	**0**	**0**	**0**	**0**	**0-1**	

NAKOBE DEAN'S 2024 GXG POSTSEASON STATISTICS (EAGLES)

			TACKLES								INTERCEPTIONS					O. FUMB				ST					MISC			
DATE	OPPONENT	P/S	TK	S	A	SK	YDS	TFL	YDS	QBH	NO	YDS	LG	TD	PD	FF	FR	TD	YDS	TK	S	A	FF	FR	S	A	W/L	SCORE
01/12	Packers	S	6	3	3	0.0	0.0	2	9	0	0	0	0	0	0	0	0	0	0	0	0	0	0	0	0	0	W	22-10
01/19	Rams		DID NOT PLAY																								W	28-22
01/26	Commanders		DID NOT PLAY																								W	55-23
02/09	Chiefs		DID NOT PLAY																								W	40-22
2024 TOTALS		**1-1**	**6**	**3**	**3**	**0.0**	**0.0**	**2**	**9**	**0**	**0**	**0**	**0**	**0**	**0**	**0**	**0**	**0**	**0**	**0**	**0**	**0**	**0**	**0**	**0**	**0**	**4-0**	

NAKOBE DEAN'S 2023 GXG POSTSEASON STATISTICS (EAGLES)

			TACKLES								INTERCEPTIONS					O. FUMB				ST					MISC			
DATE	OPPONENT	P/S	TK	S	A	SK	YDS	TFL	YDS	QBH	NO	YDS	LG	TD	PD	FF	FR	TD	YDS	TK	S	A	FF	FR	S	A	W/L	SCORE
01/15	at Buccaneers		INJURED RESERVE																								L	9-32
2023 TOTALS			**0**	**0**	**0**	**0.0**	**0.0**	**0**	**0**	**0**	**0**	**0**	**0**	**0**	**0**	**0**	**0**	**0**	**0**	**0**	**0**	**0**	**0**	**0**	**0**	**0**	**0-1**	

NAKOBE DEAN'S 2022 GXG POSTSEASON STATISTICS (EAGLES)

			TACKLES								INTERCEPTIONS					O. FUMB				ST					MISC			
DATE	OPPONENT	P/S	TK	S	A	SK	YDS	TFL	YDS	QBH	NO	YDS	LG	TD	PD	FF	FR	TD	YDS	TK	S	A	FF	FR	S	A	W/L	SCORE
01/21	Giants	P	0	0	0	0.0	0.0	0	0	0	0	0	0	0	0	0	0	0	0	1	1	0	0	0	0	0	W	38-7
01/29	49ers	P	0	0	0	0.0	0.0	0	0	0	0	0	0	0	0	0	0	0	0	1	1	0	0	0	0	0	W	31-7
02/12	Chiefs	P	0	0	0	0.0	0.0	0	0	0	0	0	0	0	0	0	0	0	0	0	0	0	0	0	0	0	L	35-38
2022 TOTALS		**3-0**	**0**	**0**	**0**	**0.0**	**0.0**	**0**	**0**	**0**	**0**	**0**	**0**	**0**	**0**	**0**	**0**	**0**	**0**	**2**	**2**	**0**	**0**	**0**	**0**	**0**	**2-1**	

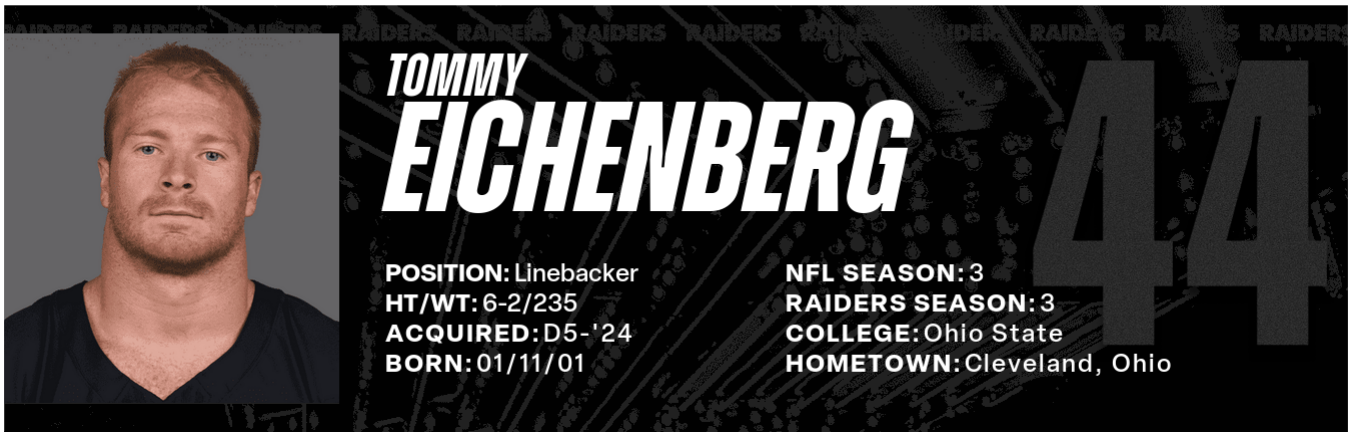

TRANSACTIONS: *Selected by Las Vegas Raiders in the fifth round (148th overall) of the 2024 NFL Draft, April 27, 2024.*

AT A GLANCE
- Saw action in all 17 games in 2025 and led the team in special teams total tackles (23), the most in a single season in Raiders history since at least 1994.
- Appeared in 14 games with one start during his rookie season, leading the team with nine tackles on special teams while recording four tackles on defense.
- Played in 41 career games with 27 starts over five seasons at Ohio State, recording 268 tackles, 21 tackles for loss, 3.5 sacks, two interceptions, five passes defensed, one forced fumble and one fumble recovery.

CAREER: Veteran linebacker enters his third season with the Silver and Black after being drafted by the club in fifth round of the 2024 NFL Draft…In 2025, recorded 13 tackles (nine), one tackle for loss, and one pass defensed at linebacker…Also led the team with 23 special teams tackles…In 2024, appeared in 14 games with one start and recorded four tackles on defense…Led the team with nine tackles on special teams…Career totals include 31 games played with one start, 17 tackles (12), one tackle for loss, one pass defensed, and 32 special teams total tackles.

2026: (9/13) vs. Mia.: Saw action on defense and special teams...**(9/20) at LAC:** Posted two assisted tackles on defense and added one special teams tackle...**(9/27) at NO:** Played on defense and recorded one tackle on special teams...**(10/4) vs. KC:** Recorded one tackle on defense and added one special teams tackle...**(10/11) at NE:** Posted three tackles (one)...**(10/18) vs. Buf.:** Recorded two tackles on special teams...**(10/25) vs. LAR:** Finished with six tackles (two) and added one special teams tackle...**(11/1) at NYJ:** Recorded two solo tackles...**(11/8) at SF:** Posted six tackles (three) and added one on special teams...**(11/15) vs. Sea.:** Played on defense and special teams...**(11/22) at Den.:** Saw action on special teams.

2025: Saw action in all 17 games and earned career highs in defensive tackles (13) and special teams tackles (23)…His 23 special teams tackles were the most in a single season in Raiders history since at least 1994…Also finished the season with one tackle for loss and one pass defensed…**(9/7) at NE:** Saw action on defense and recorded two tackles on special teams...**(9/15) vs. LAC:** Played exclusively on special teams and posted one tackle...**(9/21) at Was.:** Appeared on special teams...**(9/28) vs. Chi.:** Recorded three tackles on special teams...**(10/5) at Ind.:** Saw action on special teams...**(10/12) vs. Ten.:** Registered two tackles (one) on defense and also appeared on special teams...**(10/19) at KC:** Saw action on special teams...**(11/2) vs. Jax.:** Posted one solo tackle on defense and an assisted tackle on special teams...**(11/6) at Den.:** Recorded two tackles on special teams...**(11/17) vs. Dal.:** Logged one tackle on special teams...**(11/23) vs. Cle.:** Finished with three tackles (one) on special teams...**(11/30) at LAC:** Posted one tackle on special teams...**(12/7) vs. Den.:** Recorded one tackle on defense...**(12/14) at Phi.:** Finished with three tackles and one tackle for loss on defense and two assisted tackles on special teams...**(12/21) at Hou.:** Posted two solo tackles on special teams and also saw action on defense...**(12/28) vs. NYG:** Finished with three tackles (two) on special teams and two tackles (one) on defense...Reached 21 total special teams tackles in 2025, the most in a season in Raiders history since at least 1994...**(1/4/26) vs. KC:** Posted four tackles (two) and one pass defensed...Also recorded two special teams tackles.

2024: Appeared in 14 games with one start and recorded four tackles on defense…Led the team with nine tackles on special teams…**(9/22) vs. Car.:** Recorded two tackles on special teams...**(9/29) vs. Cle.:** Posted two tackles on defense and added one tackle on special teams...**(10/6) at Den.:** Made his first career start at linebacker and recorded one tackle...**(10/27) vs. KC:** Logged one tackle on special teams...**(11/3) at Cin.:** Posted one tackle on defense...**(11/17) at Mia.:** Recorded one tackle on special teams...**(11/24) vs. Den.:** Registered one tackle on special teams...**(12/16) vs. Atl.:** Logged one tackle on special teams.

COLLEGE: Played five seasons at Ohio State, playing in 41 games with 27 starts…A three-year starter…Totaled 268 tackles, 21 tackles for loss, 3.5 sacks, two interceptions, five passes defensed, one forced fumble and one fumble recovery…In 2023, finished second on the team with 82 tackles, two tackles for loss, one sack and one forced fumble…Earned Big Ten Conference's Butkus-Fitzgerald Linebacker of the Year award and was named first-team all-Big Ten by the coaches and media in 2023…Named second-team All-America by the Football Writers Association of America, Sports Illustrated and Phil Steele and was a semifinalist for the Butkus Award…In 2022, led team in tackles (120), tackles for loss (12) while adding four passes defensed and one interception…Ranked fifth nationally, and first in the Big Ten, with 77 solo tackles…Ranked in the Top 25 nationally in tackles per game with 9.23…Named first-team all-Big Ten Conference by coaches and media…Named a finalist for the Lott IMPACT Trophy and was a semifinalist for the Butkus Award…Earned second-team All-America honors by AP, FWAA, Walter Camp and The Sporting News…In 2021, played in all 13 games with four starts…Finished second on the team with 64 tackles…Played in one game in 2020 and redshirted the 2019 campaign after playing in only four games.

PERSONAL: Attended St. Ignatius High School in Cleveland, Ohio…Rated a four-star prospect by 247Sports.com and was a consensus top-10 ranked player in the state of Ohio…As a senior, was named a First Team All-Ohio selection after recording 126 tackles, 23 tackles for loss, eight sacks and five passes defensed…Added seven quarterback hurries, five forced fumbles and one interception…Led team to the state playoffs…Led the team with 81 tackles and 7.5 sacks as a junior…Also lettered in track and field team in the shot put and finished eighth at the state championship meet in 2018…Brother, Liam, played at Notre Dame.

ADDITIONAL STATISTICS: Special teams tackles – 9 in 2024, 23 in 2025. NFL Totals: 32

SINGLE GAME HIGHS: TACKLES: Total – 4, 1/4/26 vs KC. Solo – 3, 12/14/25 at Phi. Passes Defensed – 1, 1/4/26 vs. KC

TOMMY EICHENBERG'S NFL REGULAR SEASON DEFENSIVE STATISTICS

			TACKLES								INTERCEPTIONS						O. FUMB				ST					MISC	
DATE	TEAM	GP	GS	TK	S	A	TFL	YDS	SK	YDS	QBH	NO	YDS	LG	TD	PD	FF	FR	TD	YDS	TK	S	A	FF	FR	S	A
2024	Raiders	14	1	4	3	1	0	0	0.0	0.0	0	0	0	0	0	0	0	0	0	0	9	5	4	0	0	0	0
2025	Raiders	17	0	13	9	4	1	1	0.0	0.0	0	0	0	0	0	1	0	0	0	0	23	12	11	0	0	0	0
2026	Raiders	11	2	20	8	12	0	0	0.0	0.0	0	0	0	0	0	1	0	0	0	0	7	2	5	0	0	0	0
NFL TOTALS		**42**	**3**	**37**	**20**	**17**	**1**	**1**	**0.0**	**0.0**	**0**	**0**	**0**	**0**	**0**	**2**	**0**	**0**	**0**	**0**	**39**	**19**	**20**	**0**	**0**	**0**	**0**

TOMMY EICHENBERG'S 2026 GXG REGULAR-SEASON STATISTICS (RAIDERS)

			TACKLES								INTERCEPTIONS					O. FUMB				ST					MISC			
DATE	OPPONENT	P/S	TK	S	A	SK	YDS	TFL	YDS	QBH	NO	YDS	LG	TD	PD	FF	FR	TD	YDS	TK	S	A	FF	FR	S	A	W/L	SCORE
09/13	Dolphins	P	0	0	0	0.0	0.0	0	0	0	0	0	0	0	0	0	0	0	0	0	0	0	0	0	0	0	W	27-13
09/20	at Chargers	S	2	0	2	0.0	0.0	0	0	0	0	0	0	0	0	0	0	0	0	1	1	0	0	0	0	0	W	26-14
09/27	at Saints	P	0	0	0	0.0	0.0	0	0	0	0	0	0	0	0	0	0	0	0	1	0	1	0	0	0	0	W	35-27
10/04	Chiefs	P	1	0	1	0.0	0.0	0	0	0	0	0	0	0	0	0	0	0	0	1	1	0	0	0	0	0	L	27-30
10/11	at Patriots	P	3	1	2	0.0	0.0	0	0	0	0	0	0	0	0	0	0	0	0	0	0	0	0	0	0	0	L	17-45
10/18	Bills	P	0	0	0	0.0	0.0	0	0	0	0	0	0	0	0	0	0	0	0	2	0	2	0	0	0	0	L	30-33
10/25	Rams	P	6	2	4	0.0	0.0	0	0	0	0	0	0	0	0	0	0	0	0	1	0	1	0	0	0	0	L	21-35
11/01	at Jets	P	2	2	0	0.0	0.0	0	0	0	0	0	0	0	1	0	0	0	0	0	0	0	0	0	0	0	W	38-33
11/08	at 49ers	S	6	3	3	0.0	0.0	0	0	0	0	0	0	0	0	0	0	0	0	1	0	1	0	0	0	0	L	17-38
11/15	Seahawks	P	0	0	0	0.0	0.0	0	0	0	0	0	0	0	0	0	0	0	0	0	0	0	0	0	0	0	L	13-21
11/22	at Broncos	P	0	0	0	0.0	0.0	0	0	0	0	0	0	0	0	0	0	0	0	0	0	0	0	0	0	0	L	24-38
2026 TOTALS		**11-2**	**20**	**8**	**12**	**0.0**	**0.0**	**0**	**0**	**0**	**0**	**0**	**0**	**0**	**1**	**0**	**0**	**0**	**0**	**7**	**2**	**5**	**0**	**0**	**0**	**0**	**4-7**	

TOMMY EICHENBERG'S 2025 GXG REGULAR-SEASON STATISTICS (RAIDERS)

			TACKLES								INTERCEPTIONS					O. FUMB				ST					MISC			
DATE	OPPONENT	P/S	TK	S	A	SK	YDS	TFL	YDS	QBH	NO	YDS	LG	TD	PD	FF	FR	TD	YDS	TK	S	A	FF	FR	S	A	W/L	SCORE
09/07	at Patriots	P	0	0	0	0.0	0.0	0	0	0	0	0	0	0	0	0	0	0	0	2	1	1	0	0	0	0	W	20-13
09/15	Chargers	P	0	0	0	0.0	0.0	0	0	0	0	0	0	0	0	0	0	0	0	1	1	0	0	0	0	0	L	9-20
09/21	at Commanders	P	0	0	0	0.0	0.0	0	0	0	0	0	0	0	0	0	0	0	0	0	0	0	0	0	0	0	L	24-41
09/28	Bears	P	0	0	0	0.0	0.0	0	0	0	0	0	0	0	0	0	0	0	0	3	0	3	0	0	0	0	L	24-25
10/05	at Colts	P	0	0	0	0.0	0.0	0	0	0	0	0	0	0	0	0	0	0	0	0	0	0	0	0	0	0	L	6-40
10/12	Titans	P	2	1	1	0.0	0.0	0	0	0	0	0	0	0	0	0	0	0	0	0	0	0	0	0	0	0	W	20-10
10/19	at Chiefs	P	0	0	0	0.0	0.0	0	0	0	0	0	0	0	0	0	0	0	0	0	0	0	0	0	0	0	L	0-31
11/02	Jaguars	P	1	1	0	0.0	0.0	0	0	0	0	0	0	0	0	0	0	0	0	1	0	1	0	0	0	0	L	29-30+
11/06	at Broncos	P	0	0	0	0.0	0.0	0	0	0	0	0	0	0	0	0	0	0	0	2	1	1	0	0	0	0	L	7-10
11/17	Cowboys	P	0	0	0	0.0	0.0	0	0	0	0	0	0	0	0	0	0	0	0	1	1	0	0	0	0	0	L	16-33
11/23	Browns	P	0	0	0	0.0	0.0	0	0	0	0	0	0	0	0	0	0	0	0	3	2	1	0	0	0	0	L	10-24
11/30	at Chargers	P	0	0	0	0.0	0.0	0	0	0	0	0	0	0	0	0	0	0	0	1	0	1	0	0	0	0	L	14-31
12/07	Broncos	P	1	1	0	0.0	0.0	0	0	0	0	0	0	0	0	0	0	0	0	0	0	0	0	0	0	0	L	17-24
12/14	at Eagles	P	3	3	0	0.0	0.0	1	1	0	0	0	0	0	0	0	0	0	0	2	0	2	0	0	0	0	L	0-31
12/21	at Texans	P	0	0	0	0.0	0.0	0	0	0	0	0	0	0	0	0	0	0	0	2	2	0	0	0	0	0	L	21-23
12/28	Giants	P	2	1	1	0.0	0.0	0	0	0	0	0	0	0	0	0	0	0	0	3	2	1	0	0	0	0	L	10-34
01/04	Chiefs	P	4	2	2	0.0	0.0	0	0	0	0	0	0	0	1	0	0	0	0	2	2	0	0	0	0	0	W	14-12
2025 TOTALS		**17-0**	**13**	**9**	**4**	**0.0**	**0.0**	**1**	**1**	**0**	**0**	**0**	**0**	**0**	**1**	**0**	**0**	**0**	**0**	**23**	**12**	**11**	**0**	**0**	**0**	**0**	**3-14**	

+ - Overtime

TOMMY EICHENBERG'S 2024 GXG REGULAR-SEASON STATISTICS (RAIDERS)

			TACKLES								INTERCEPTIONS					O. FUMB				ST					MISC			
DATE	**OPPONENT**	**P/S**	**TK**	**S**	**A**	**SK**	**YDS**	**TFL**	**YDS**	**QBH**	**NO**	**YDS**	**LG**	**TD**	**PD**	**FF**	**FR**	**TD**	**YDS**	**TK**	**S**	**A**	**FF**	**FR**	**S**	**A**	**W/L**	**SCORE**
09/08	at Chargers		ON INACTIVE LIST																								L	10-22
09/15	at Ravens	P	0	0	0	0.0	0.0	0	0	0	0	0	0	0	0	0	0	0	0	0	0	0	0	0	0	0	W	26-23
09/22	Panthers	P	0	0	0	0.0	0.0	0	0	0	0	0	0	0	0	0	0	0	0	2	2	0	0	0	0	0	L	22-36
09/29	Browns	P	2	2	0	0.0	0.0	0	0	0	0	0	0	0	0	0	0	0	0	1	1	0	0	0	0	0	W	20-16
10/06	at Broncos	S	1	0	1	0.0	0.0	0	0	0	0	0	0	0	0	0	0	0	0	0	0	0	0	0	0	0	L	18-34
10/13	Steelers		ON INACTIVE LIST																								L	13-32
10/20	at Rams		ON INACTIVE LIST																								L	15-20
10/27	Chiefs	P	0	0	0	0.0	0.0	0	0	0	0	0	0	0	0	0	0	0	0	1	0	1	0	0	0	0	L	20-27
11/03	at Bengals	P	1	1	0	0.0	0.0	0	0	0	0	0	0	0	0	0	0	0	0	2	1	1	0	0	0	0	L	24-41
11/17	at Dolphins	P	0	0	0	0.0	0.0	0	0	0	0	0	0	0	0	0	0	0	0	1	0	1	0	0	0	0	L	19-34
11/24	Broncos	P	0	0	0	0.0	0.0	0	0	0	0	0	0	0	0	0	0	0	0	1	1	0	0	0	0	0	L	19-29
11/29	at Chiefs	P	0	0	0	0.0	0.0	0	0	0	0	0	0	0	0	0	0	0	0	0	0	0	0	0	0	0	L	17-19
12/08	at Buccaneers	P	0	0	0	0.0	0.0	0	0	0	0	0	0	0	0	0	0	0	0	0	0	0	0	0	0	0	L	13-28
12/16	Falcons	P	0	0	0	0.0	0.0	0	0	0	0	0	0	0	0	0	0	0	0	1	0	1	0	0	0	0	L	9-15
12/22	Jaguars	P	0	0	0	0.0	0.0	0	0	0	0	0	0	0	0	0	0	0	0	0	0	0	0	0	0	0	W	19-14
12/29	at Saints	P	0	0	0	0.0	0.0	0	0	0	0	0	0	0	0	0	0	0	0	0	0	0	0	0	0	0	W	25-10
01/05	Chargers	P	0	0	0	0.0	0.0	0	0	0	0	0	0	0	0	0	0	0	0	0	0	0	0	0	0	0	L	20-34
2024 TOTALS		**14-1**	**4**	**3**	**1**	**0.0**	**0.0**	**0**	**0**	**0**	**0**	**0**	**0**	**0**	**0**	**0**	**0**	**0**	**0**	**9**	**5**	**4**	**0**	**0**	**0**	**0**	**4-13**	

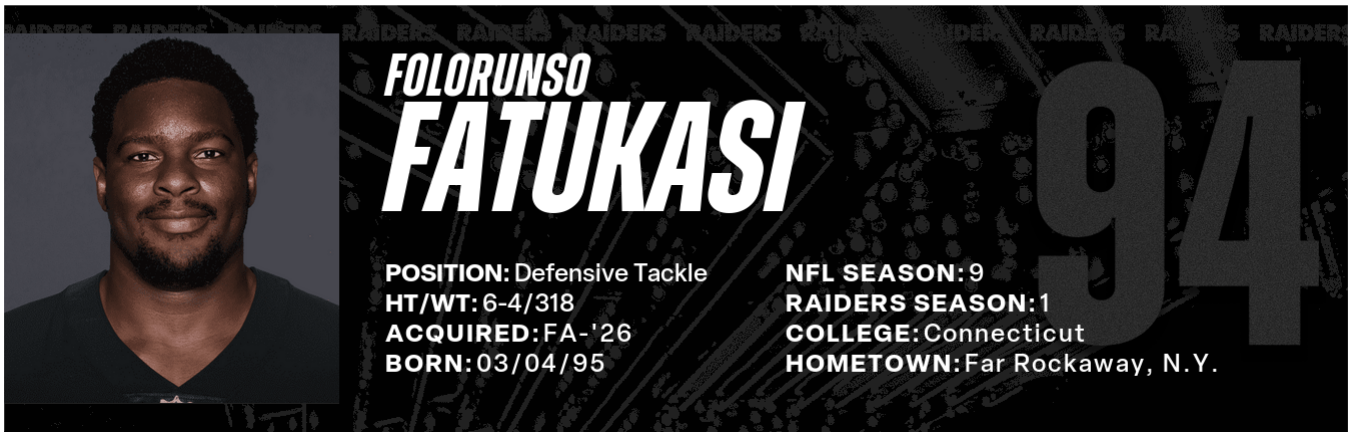

TRANSACTIONS: *Selected by the New York Jets in the sixth round (180th overall) of the 2018 NFL Draft, April 28, 2018…Signed by the Jacksonville Jaguars as an unrestricted free agent, March 17, 2022…Released by the Jaguars, March 4, 2024…Signed by the Houston Texans as an unrestricted free agent, March 19, 2024…Re-signed by the Texans as an unrestricted free agent, May 13, 2025…Signed by the as Vegas Raiders as an unrestricted free agent, Aug. 15, 2026.*

AT A GLANCE
- Has played eight seasons in the NFL with the New York Jets (2018-21), Jacksonville Jaguars (2022-23) and Houston Texans (2024-25).
- In 90 career games (64 starts), owns 194 total tackles (111 solo), 28 tackles for loss, 7.0 sacks, 23 QB hits, seven passes defensed, one forced fumble and one fumble recovery.
- Last season (2025), played in four games (one start) and recorded eight tackles (five solo), 1.5 sacks, two QB hits and one tackle for loss before suffering a season-ending injury.

CAREER: Veteran defensive tackle enters his ninth season in the NFL and first with the Raiders after being drafted in the sixth round (180th overall) by the New York Jets in the 2018 NFL Draft…Over his eight seasons in the league, he has spent time with the New York Jets (2018-21), Jacksonville Jaguars (2022-23) and Houston Texans (2024-25)…In 90 career games (64 starts), owns 194 total tackles (111 solo), 28 tackles for loss, 7.0 sacks, 23 QB hits, seven passes defensed, one forced fumble and one fumble recovery…Last season (2025), played in four games (one start) and recorded eight tackles (five solo), 1.5 sacks, two QB hits and one tackle for loss before suffering a season-ending injury…In 2024, started in all 11 games he played in for the Texans and recorded 24 tackles, including four tackles for loss, 1.0 sack and three quarterback hits…In 2023, started in all 16 games he played in for the Jaguars, recording 24 tackles (16 solo), three tackles for loss, two quarterback hits and one pass defensed…In 2022, Saw action in 14 regular season games (13 starts) and both postseason games for the Jaguars, posting 24 tackles (13 solo), a career-high three passes defensed, two tackles for loss, and 1.5 sacks…In 2021, Started in 15 games with the Jets and finished the season with 46 tackles, including five tackles for loss and registered a single-season career high with 15 quarterback pressures…In 2020, played in 15 games (eight starts) with the Jets and finished the season with 42 total tackles, 2.0 sacks, two passes defensed, one fumble recovery and one forced fumble…Saw action in 14 games for the Jets in 2019 and tallied 27 total tackles, 1.0 sack and one pass defensed…Played in just one game as a rookie with the Jets in 2018.

2026: (9/13) vs. Mia.: Started at defensive tackle and finished with four tackles, 0.5 sacks, one quarterback hit and one pass defensed...**(9/20) at LAC:** Posted two assisted tackles...**(9/27) at NO:** Recorded one quarterback hit...**(10/4) vs. KC:** Finished with three tackles (one)...**(10/11) at NE:** Posted two assisted tackles...**(10/18) vs. Buf.:** Recorded one assisted tackle...**(10/25) vs. LAR:** Saw action on defense...**(11/1) at NYJ:** Posted one solo tackle and added one tackle for loss...**(11/8) at SF:** Finished with two tackles (one)...**(11/5) vs. Sea.:** Finished with a half sack and punched the ball free for a forced fumble...Recorded the second forced fumble of his career and his first since 2020...**(11/22) at Den.:** Posted seven tackles (two).

2025 (with Hou.): Played in four games (one start) and recorded eight tackles (five solo), 1.5 sacks, two QB hits and one tackle for loss before suffering a season-ending shoulder injury…**(9/7) at LAR:** Tallied three tackles (two solo), including 1.0 sack, one tackle for loss and one quarterback hit…**(9/15) vs. TB:** Recorded three solo tackles…**(9/21) at Jax.:** Posted one tackle, 0.5 sack and one quarterback hit…**(9/28) vs. Ten.:** Logged one tackle.

2024 (with Hou.): Started in all 11 games he played in and recorded 24 tackles, including four tackles for loss, 1.0 sack and three quarterback hits…**(9/8) at Ind.:** Logged four tackles, 1.0 sack, one tackle for loss and one quarterback hit…**(10/6) vs. Buf.:** Logged four tackles, including one tackle for loss…**(10/20) at GB:** Posted four tackles, including one tackle for loss…**(10/27) vs. Ind.:** Logged one solo tackle, one quarterback hit and one tackle for loss…**Postseason: (1/11/25) vs. LAC:** Made his first career playoff start in the AFC Wild Card playoff win over the Chargers and logged two solo tackles…**(1/18/25) at KC:** Started in the AFC Divisional Round and recorded one tackle.

2023 (with Jax.): Started in all 16 games he played in, recording 24 tackles (16 solo), three tackles for loss, two quarterback hits and one pass defensed…**(9/10) at Ind.:** Started on the defensive line and recorded three total tackles with one quarterback hit in the season opener…**(9/24) vs. Hou.:** Started on the defensive line and posted two solo tackles, including a tackle for loss…**(11/12) vs. SF:** Started on the defensive line and recorded one tackle, one quarterback hit and one pass defensed.

2022 (with Jax.): Saw action in 14 regular season games (13 starts) and both postseason games, posting 24 tackles (13 solo), a career-high three passes defensed, two tackles for loss, and 1.5 sacks…**(9/11) at Was.:** Started at defensive tackle and recorded three solo tackles and one pass defensed…**(9/18) vs. Ind.:** Started on the defensive line and recorded one solo tackle and one pass defensed…**(10/30) vs. Den.:** Started at defensive end and recorded five total tackles (one solo) and one pass defensed…**(12/11) at Ten.:** Started at defensive end and recorded one solo tackle and 1.0 sack…Postseason: Finished the playoffs with five tackles (one solo) and one quarterback hit…**(1/14/23) vs. LAC:** Recorded two tackles, 0.5 sack and one quarterback hit in the AFC Wild Card Round…**(1/21) at KC:** Posted three tackles (one solo) in the Divisional Round.

2021 (with NYJ): Started in 15 games and finished the season with 46 tackles, including five tackles for loss and registered a single-season career high with 15 quarterback pressures…**(10/3) at Ten:** Recorded a season-high five total tackles (four solo)…**(12/12) vs. NO:** Matched his season high with five tackles and added one tackle for loss…**(1/2/22) vs. TB:** Tallied four tackles and a season-high two tackles for loss.

2020 (with NYJ): Played in 15 games (eight starts) and finished the season with 42 total tackles, 2.0 sacks, two passes defensed, one fumble recovery and one forced fumble…**(11/9) vs. NE:** Established a single-game career high with seven total tackles (four solo) and forced a fumble…**(11/29) vs. Mia.:** Recorded four tackles (one solo) and notched his first sack of the season along with one tackle for loss and two quarterback hits…**(12/13) at Sea.:** Recorded two tackles for loss and two quarterback hits.

2019 (with NYJ): Saw action in 14 games and tallied 27 total tackles, 1.0 sack and one pass defensed…**(12/22) vs. Pit.:** Posted a season high in tackles (four) and notched his first sack of the season, adding a tackle for loss and quarterback hit.

2018 (with NYJ): Played in one game as a rookie…**(11/25) vs. NE**: Made his NFL debut.

COLLEGE: Played four seasons at Connecticut (2014-17), where he played in 48 games, totaling 170 tackles, 21 tackles for loss, 14.0 sacks, and four forced fumbles and a blocked kick earning an All-American Athletic Conference honorable mention (2015), NEFWA Gold Helmet Award (2017) and an invitation to the East-West Shrine Game (2017)…In 2016, started all 12 games at defensive tackle and completed the season with 43 tackles, 2.5 tackles for loss, 3.0 sacks, four quarterback hurries and a blocked kick…Played in all 12 games on the defensive line in 2014 and posted 31 tackles, including three tackles for loss.

PERSONAL: Attended Beach Channel High School, where he Had 78 tackles as a senior with ten sacks and was named Second Team All-Queens/Long Island by the New York Daily News and played in the Empire Challenge All-Star Game…His younger brother Olakunle attended Rutgers University and currently plays for the Los Angeles Rams.

REGULAR SEASON COMPARISON: DEFENSIVE - CLEVELAND BROWNS

				TACKLES									MISC	
DATE	OPP	W/L	GP/GS	TOT	SOLO	ASST	SACK	YDS.	INT	TFL	PD	QBH	TD	FF	FR
9/16/19	NYJ vs. CLV	L	P	2	2	0	0.0	0.0	0	1	0	0	0	0	0
12/27/20	NYJ vs. CLV	W	S	4	2	2	0.0	0.0	0	1	0	0	0	0	1
TOTALS		**1/1**	**2/1**	**6**	**4**	**2**	**0.0**	**0.0**	**0**	**2**	**0**	**0**	**0**	**0**	**1**

FOLORUNSO FATUKASI'S NFL REGULAR SEASON DEFENSIVE STATISTICS

				TACKLES								INTERCEPTIONS					O. FUMB				ST					MISC	
DATE	TEAM	GP	GS	TK	S	A	TFL	YDS	SK	YDS	QBH	NO	YDS	LG	TD	PD	FF	FR	TD	YDS	TK	S	A	FF	FR	S	A
2018	Jets	1	0	0	0	0	0	0	0.0	0.0	0	0	0	0	0	0	0	0	0	0	0	0	0	0	0	0	0
2019	Jets	14	0	27	14	13	7	20	1.0	5.0	3	0	0	0	0	1	0	0	0	0	0	0	0	0	0	0	0
2020	Jets	15	8	42	22	20	6	16	2.0	7.0	5	0	0	0	0	2	1	1	0	2	0	0	0	0	0	0	0
2021	Jets	15	15	45	25	20	5	24	0.0	0.0	5	0	0	0	0	0	0	0	0	0	0	0	0	0	0	0	0
2022	Jaguars	14	13	24	13	11	2	5	1.5	5.5	3	0	0	0	0	3	0	0	0	0	0	0	0	0	0	0	0
2023	Jaguars	16	16	24	16	8	3	2	0.0	0.0	2	0	0	0	0	1	0	0	0	0	0	0	0	0	0	0	0
2024	Texans	11	11	24	16	8	4	11	1.0	2.0	3	0	0	0	0	0	0	0	0	0	0	0	0	0	0	0	0
2025	Texans	4	1	8	5	3	1	8	1.5	10.0	2	0	0	0	0	0	0	0	0	0	0	0	0	0	0	0	0
2026	Raiders	11	11	23	6	17	1	1	1.0	5.0	2	0	0	0	0	1	1	0	0	0	0	0	0	0	0	0	0
NFL TOTALS		**101**	**75**	**217**	**117**	**100**	**29**	**87**	**8.0**	**34.5**	**25**	**0**	**0**	**0**	**0**	**8**	**2**	**1**	**0**	**2**	**0**	**0**	**0**	**0**	**0**	**0**	**0**

FOLORUNSO FATUKASI'S NFL POSTSEASON DEFENSIVE STATISTICS

				TACKLES								INTERCEPTIONS					O. FUMB				ST					MISC	
DATE	TEAM	GP	GS	TK	S	A	TFL	YDS	SK	YDS	QBH	NO	YDS	LG	TD	PD	FF	FR	TD	YDS	TK	S	A	FF	FR	S	A
2022	Jaguars	2	0	5	1	4	0	0	0.5	3.5	1	0	0	0	0	0	0	0	0	0	0	0	0	0	0	0	0
2024	Texans	2	2	3	2	1	1	2	0.0	0.0	0	0	0	0	0	0	0	0	0	0	0	0	0	0	0	0	0
2025	Texans	0	0	0	0	0	0	0	0.0	0.0	0	0	0	0	0	0	0	0	0	0	0	0	0	0	0	0	0
NFL TOTALS		**4**	**2**	**8**	**3**	**5**	**1**	**2**	**0.5**	**3.5**	**1**	**0**	**0**	**0**	**0**	**0**	**0**	**0**	**0**	**0**	**0**	**0**	**0**	**0**	**0**	**0**	**0**

FOLORUNSO FATUKASI'S 2026 GXG REGULAR-SEASON STATISTICS (RAIDERS)

			TACKLES								INTERCEPTIONS					O. FUMB				ST					MISC			
DATE	OPPONENT	P/S	TK	S	A	SK	YDS	TFL	YDS	QBH	NO	YDS	LG	TD	PD	FF	FR	TD	YDS	TK	S	A	FF	FR	S	A	W/L	SCORE
09/13	Dolphins	S	4	1	3	0.5	3.5	0	0	1	0	0	0	0	1	0	0	0	0	0	0	0	0	0	0	0	W	27-13
09/20	at Chargers	S	2	0	2	0.0	0.0	0	0	0	0	0	0	0	0	0	0	0	0	0	0	0	0	0	0	0	W	26-14
09/27	at Saints	S	0	0	0	0.0	0.0	0	0	1	0	0	0	0	0	0	0	0	0	0	0	0	0	0	0	0	W	35-27
10/04	Chiefs	S	3	1	2	0.0	0.0	0	0	0	0	0	0	0	0	0	0	0	0	0	0	0	0	0	0	0	L	27-30
10/11	at Patriots	S	2	0	2	0.0	0.0	0	0	0	0	0	0	0	0	0	0	0	0	0	0	0	0	0	0	0	L	17-45
10/18	Bills	S	1	0	1	0.0	0.0	0	0	0	0	0	0	0	0	0	0	0	0	0	0	0	0	0	0	0	L	30-33
10/25	Rams	S	0	0	0	0.0	0.0	0	0	0	0	0	0	0	0	0	0	0	0	0	0	0	0	0	0	0	L	21-35
11/01	at Jets	S	1	1	0	0.0	0.0	1	1	0	0	0	0	0	0	0	0	0	0	0	0	0	0	0	0	0	W	38-33
11/08	at 49ers	S	2	1	1	0.0	0.0	0	0	0	0	0	0	0	0	0	0	0	0	0	0	0	0	0	0	0	L	17-38
11/15	Seahawks	S	1	0	1	0.5	1.5	0	0	0	0	0	0	0	0	1	0	0	0	0	0	0	0	0	0	0	L	13-21
11/22	at Broncos	S	7	2	5	0.0	0.0	0	0	0	0	0	0	0	0	0	0	0	0	0	0	0	0	0	0	0	L	24-38
2026 TOTALS		**11-11**	**23**	**6**	**17**	**1.0**	**5.0**	**1**	**1**	**2**	**0**	**0**	**0**	**0**	**1**	**1**	**0**	**0**	**0**	**0**	**0**	**0**	**0**	**0**	**0**	**0**	**4-7**	

FOLORUNSO FATUKASI'S 2025 GXG REGULAR-SEASON STATISTICS (TEXANS)

			TACKLES								INTERCEPTIONS					O. FUMB				ST					MISC			
DATE	OPPONENT	P/S	TK	S	A	SK	YDS	TFL	YDS	QBH	NO	YDS	LG	TD	PD	FF	FR	TD	YDS	TK	S	A	FF	FR	S	A	W/L	SCORE
09/07	at Rams	P	3	2	1	1.0	8.0	1	8	1	0	0	0	0	0	0	0	0	0	0	0	0	0	0	0	0	L	9-14
09/15	Buccaneers	P	3	3	0	0.0	0.0	0	0	0	0	0	0	0	0	0	0	0	0	0	0	0	0	0	0	0	L	19-20
09/21	at Jaguars	S	1	0	1	0.5	2.0	0	0	1	0	0	0	0	0	0	0	0	0	0	0	0	0	0	0	0	L	10-17
09/28	Titans	P	1	0	1	0.0	0.0	0	0	0	0	0	0	0	0	0	0	0	0	0	0	0	0	0	0	0	W	26-0
10/05	at Ravens																										W	44-10
10/20	at Seahawks																										L	19-27
10/26	49ers																										W	26-15
11/02	Broncos																										L	15-18
11/09	Jaguars																										W	36-29
11/16	at Titans																										W	16-13
11/20	Bills																										W	23-19
11/30	at Colts																										W	20-16
12/07	at Chiefs																										W	20-10
12/14	Cardinals																										W	40-20
12/21	Raiders																										W	23-21
12/27	at Chargers																										W	20-16
01/04	Colts																										W	38-30
2025 TOTALS		**4-1**	**8**	**5**	**3**	**1.5**	**10.0**	**1**	**8**	**2**	**0**	**0**	**0**	**0**	**0**	**0**	**0**	**0**	**0**	**0**	**0**	**0**	**0**	**0**	**0**	**0**	**12-5**	

FOLORUNSO FATUKASI'S 2024 GXG REGULAR-SEASON STATISTICS (TEXANS)

			TACKLES								INTERCEPTIONS					O. FUMB				ST					MISC			
DATE	OPPONENT	P/S	TK	S	A	SK	YDS	TFL	YDS	QBH	NO	YDS	LG	TD	PD	FF	FR	TD	YDS	TK	S	A	FF	FR	S	A	W/L	SCORE
09/08	at Colts	S	4	3	1	1.0	2.0	1	2	1	0	0	0	0	0	0	0	0	0	0	0	0	0	0	0	0	W	29-27
09/15	Bears	S	2	1	1	0.0	0.0	0	0	1	0	0	0	0	0	0	0	0	0	0	0	0	0	0	0	0	W	19-13
09/22	at Vikings	S	3	2	1	0.0	0.0	0	0	0	0	0	0	0	0	0	0	0	0	0	0	0	0	0	0	0	L	7-34
09/29	Jaguars	S	2	0	2	0.0	0.0	0	0	0	0	0	0	0	0	0	0	0	0	0	0	0	0	0	0	0	W	24-20
10/06	Bills	S	4	3	1	0.0	0.0	1	7	0	0	0	0	0	0	0	0	0	0	0	0	0	0	0	0	0	W	23-20
10/13	at Patriots	S	1	1	0	0.0	0.0	0	0	0	0	0	0	0	0	0	0	0	0	0	0	0	0	0	0	0	W	41-21
10/20	at Packers	S	2	2	0	0.0	0.0	1	1	0	0	0	0	0	0	0	0	0	0	0	0	0	0	0	0	0	L	22-24
10/27	Colts	S	1	1	0	0.0	0.0	1	1	1	0	0	0	0	0	0	0	0	0	0	0	0	0	0	0	0	W	23-20
10/31	at Jets	S	2	1	1	0.0	0.0	0	0	0	0	0	0	0	0	0	0	0	0	0	0	0	0	0	0	0	L	13-21
11/10	Lions	S	2	1	1	0.0	0.0	0	0	0	0	0	0	0	0	0	0	0	0	0	0	0	0	0	0	0	L	23-26
11/18	at Cowboys																										W	34-10
11/24	Titans																										L	27-32
12/01	at Jaguars																										W	23-20
12/15	Dolphins	S	1	1	0	0.0	0.0	0	0	0	0	0	0	0	0	0	0	0	0	0	0	0	0	0	0	0	W	20-12
12/21	at Chiefs																										L	19-27
12/25	Ravens																										L	2-31
01/05	at Titans																										W	23-14
2024 TOTALS		**11-11**	**24**	**16**	**8**	**1.0**	**2.0**	**4**	**11**	**3**	**0**	**0**	**0**	**0**	**0**	**0**	**0**	**0**	**0**	**0**	**0**	**0**	**0**	**0**	**0**	**0**	**10-7**	

FOLORUNSO FATUKASI'S 2023 GXG REGULAR-SEASON STATISTICS (JAGUARS)

			TACKLES								INTERCEPTIONS					O. FUMB				ST					MISC			
DATE	OPPONENT	P/S	TK	S	A	SK	YDS	TFL	YDS	QBH	NO	YDS	LG	TD	PD	FF	FR	TD	YDS	TK	S	A	FF	FR	S	A	W/L	SCORE
09/10	at Colts	S	3	2	1	0.0	0.0	0	0	1	0	0	0	0	0	0	0	0	0	0	0	0	0	0	0	0	W	31-21
09/17	Chiefs	S	0	0	0	0.0	0.0	0	0	0	0	0	0	0	0	0	0	0	0	0	0	0	0	0	0	0	L	9-17
09/24	Texans	S	2	2	0	0.0	0.0	1	0	0	0	0	0	0	0	0	0	0	0	0	0	0	0	0	0	0	L	17-37
10/01	Falcons	S	1	0	1	0.0	0.0	0	0	0	0	0	0	0	0	0	0	0	0	0	0	0	0	0	0	0	W	23-7
10/08	at Bills	S	1	1	0	0.0	0.0	1	0	0	0	0	0	0	0	0	0	0	0	0	0	0	0	0	0	0	W	25-20
10/15	Colts	S	1	1	0	0.0	0.0	0	0	0	0	0	0	0	0	0	0	0	0	0	0	0	0	0	0	0	W	37-20
10/19	at Saints	S	2	1	1	0.0	0.0	0	0	0	0	0	0	0	0	0	0	0	0	0	0	0	0	0	0	0	W	31-24
10/29	at Steelers	S	2	1	1	0.0	0.0	0	0	0	0	0	0	0	0	0	0	0	0	0	0	0	0	0	0	0	W	20-10
11/12	49ers	S	1	0	1	0.0	0.0	0	0	1	0	0	0	0	1	0	0	0	0	0	0	0	0	0	0	0	L	3-34
11/19	Titans	S	2	1	1	0.0	0.0	0	0	0	0	0	0	0	0	0	0	0	0	0	0	0	0	0	0	0	W	34-14
11/26	at Texans	S	2	2	0	0.0	0.0	1	2	0	0	0	0	0	0	0	0	0	0	0	0	0	0	0	0	0	W	24-21
12/04	Bengals	S	1	0	1	0.0	0.0	0	0	0	0	0	0	0	0	0	0	0	0	0	0	0	0	0	0	0	L	31-34+
12/10	at Browns		ON INACTIVE LIST																								L	27-31
12/17	Ravens	S	2	1	1	0.0	0.0	0	0	0	0	0	0	0	0	0	0	0	0	0	0	0	0	0	0	0	L	7-23
12/24	at Buccaneers	S	2	2	0	0.0	0.0	0	0	0	0	0	0	0	0	0	0	0	0	0	0	0	0	0	0	0	L	12-30
12/31	Panthers	S	2	2	0	0.0	0.0	0	0	0	0	0	0	0	0	0	0	0	0	0	0	0	0	0	0	0	W	26-0
01/07	at Titans	S	0	0	0	0.0	0.0	0	0	0	0	0	0	0	0	0	0	0	0	0	0	0	0	0	0	0	L	20-28
2023 TOTALS		**16-16**	**24**	**16**	**8**	**0.0**	**0.0**	**3**	**2**	**2**	**0**	**0**	**0**	**0**	**1**	**0**	**0**	**0**	**0**	**0**	**0**	**0**	**0**	**0**	**0**	**0**	**9-8**	

+ - Overtime

FOLORUNSO FATUKASI'S 2022 GXG REGULAR-SEASON STATISTICS (JAGUARS)

			TACKLES								INTERCEPTIONS					O. FUMB				ST					MISC			
DATE	OPPONENT	P/S	TK	S	A	SK	YDS	TFL	YDS	QBH	NO	YDS	LG	TD	PD	FF	FR	TD	YDS	TK	S	A	FF	FR	S	A	W/L	SCORE
09/11	at Commanders	S	3	3	0	0.0	0.0	0	0	0	0	0	0	0	1	0	0	0	0	0	0	0	0	0	0	0	L	22-28
09/18	Colts	S	1	1	0	0.0	0.0	0	0	0	0	0	0	0	1	0	0	0	0	0	0	0	0	0	0	0	W	24-0
09/25	at Chargers	S	0	0	0	0.0	0.0	0	0	0	0	0	0	0	0	0	0	0	0	0	0	0	0	0	0	0	W	38-10
10/02	at Eagles	S	0	0	0	0.0	0.0	0	0	0	0	0	0	0	0	0	0	0	0	0	0	0	0	0	0	0	L	21-29
10/09	Texans		INACTIVE																								L	6-13
10/16	at Colts		INACTIVE																								L	27-34
10/23	Giants	P	3	3	0	0.0	0.0	0	0	0	0	0	0	0	0	0	0	0	0	0	0	0	0	0	0	0	L	17-23
10/30	Broncos	S	5	1	4	0.0	0.0	0	0	0	0	0	0	0	1	0	0	0	0	0	0	0	0	0	0	0	L	17-21
11/06	Raiders	S	3	1	2	0.0	0.0	0	0	0	0	0	0	0	0	0	0	0	0	0	0	0	0	0	0	0	W	27-20
11/13	at Chiefs	S	2	2	0	0.0	0.0	1	1	0	0	0	0	0	0	0	0	0	0	0	0	0	0	0	0	0	L	17-27
11/27	Ravens	S	1	1	0	0.0	0.0	0	0	0	0	0	0	0	0	0	0	0	0	0	0	0	0	0	0	0	W	28-27
12/04	at Lions	S	2	0	2	0.0	0.0	0	0	0	0	0	0	0	0	0	0	0	0	0	0	0	0	0	0	0	L	14-40
12/11	at Titans	S	1	1	0	1.0	4.0	1	4	1	0	0	0	0	0	0	0	0	0	0	0	0	0	0	0	0	W	36-22
12/18	Cowboys	S	1	0	1	0.5	1.5	0	0	1	0	0	0	0	0	0	0	0	0	0	0	0	0	0	0	0	W	40-34+
12/22	at Jets		INACTIVE																								W	19-3
01/01	at Texans	S	0	0	0	0.0	0.0	0	0	1	0	0	0	0	0	0	0	0	0	0	0	0	0	0	0	0	W	31-3
01/07	Titans	S	2	0	2	0.0	0.0	0	0	0	0	0	0	0	0	0	0	0	0	0	0	0	0	0	0	0	W	20-16
2022 TOTALS		**14-13**	**24**	**13**	**11**	**1.5**	**5.5**	**2**	**5**	**3**	**0**	**0**	**0**	**0**	**3**	**0**	**0**	**0**	**0**	**0**	**0**	**0**	**0**	**0**	**0**	**0**	**9-8**	

+ - Overtime

FOLORUNSO FATUKASI'S 2021 GXG REGULAR-SEASON STATISTICS (JETS)

			TACKLES								INTERCEPTIONS					O. FUMB				ST					MISC			
DATE	OPPONENT	P/S	TK	S	A	SK	YDS	TFL	YDS	QBH	NO	YDS	LG	TD	PD	FF	FR	TD	YDS	TK	S	A	FF	FR	S	A	W/L	SCORE
09/12	at Panthers	S	3	2	1	0.0	0.0	0	0	1	0	0	0	0	0	0	0	0	0	0	0	0	0	0	0	0	L	14-19
09/19	Patriots	S	1	0	1	0.0	0.0	0	0	0	0	0	0	0	0	0	0	0	0	0	0	0	0	0	0	0	L	6-25
09/26	at Broncos	S	4	1	3	0.0	0.0	0	0	0	0	0	0	0	0	0	0	0	0	0	0	0	0	0	0	0	L	0-26
10/03	Titans	S	5	4	1	0.0	0.0	0	0	0	0	0	0	0	0	0	0	0	0	0	0	0	0	0	0	0	W	27-24+
10/10	at Falcons	S	4	2	2	0.0	0.0	0	0	1	0	0	0	0	0	0	0	0	0	0	0	0	0	0	0	0	L	20-27
10/24	at Patriots	S	2	2	0	0.0	0.0	1	0	1	0	0	0	0	0	0	0	0	0	0	0	0	0	0	0	0	L	13-54
10/31	Bengals	S	2	1	1	0.0	0.0	1	0	1	0	0	0	0	0	0	0	0	0	0	0	0	0	0	0	0	W	34-31
11/04	at Colts	S	4	3	1	0.0	0.0	0	0	1	0	0	0	0	0	0	0	0	0	0	0	0	0	0	0	0	L	30-45
11/14	Bills	S	1	0	1	0.0	0.0	0	0	0	0	0	0	0	0	0	0	0	0	0	0	0	0	0	0	0	L	17-45
11/21	Dolphins	S	1	0	1	0.0	0.0	0	0	0	0	0	0	0	0	0	0	0	0	0	0	0	0	0	0	0	L	17-24
11/28	at Texans	S	2	1	1	0.0	0.0	0	0	0	0	0	0	0	0	0	0	0	0	0	0	0	0	0	0	0	W	21-14
12/05	Eagles	S	5	3	2	0.0	0.0	0	0	0	0	0	0	0	0	0	0	0	0	0	0	0	0	0	0	0	L	18-33
12/12	Saints	S	5	1	4	0.0	0.0	1	1	0	0	0	0	0	0	0	0	0	0	0	0	0	0	0	0	0	L	9-30
12/19	at Dolphins		DID NOT PLAY																								L	24-31
12/26	Jaguars		DID NOT PLAY																								W	26-21
01/02	Buccaneers	S	4	4	0	0.0	0.0	2	23	0	0	0	0	0	0	0	0	0	0	0	0	0	0	0	0	0	L	24-28
01/09	at Bills	S	2	1	1	0.0	0.0	0	0	0	0	0	0	0	0	0	0	0	0	0	0	0	0	0	0	0	L	10-27
2021 TOTALS		**15-15**	**45**	**25**	**20**	**0.0**	**0.0**	**5**	**24**	**5**	**0**	**0**	**0**	**0**	**0**	**0**	**0**	**0**	**0**	**0**	**0**	**0**	**0**	**0**	**0**	**0**	**4-13**	

+ - Overtime

FOLORUNSO FATUKASI'S 2020 GXG REGULAR-SEASON STATISTICS (JETS)

			TACKLES								INTERCEPTIONS					O. FUMB				ST					MISC			
DATE	OPPONENT	P/S	TK	S	A	SK	YDS	TFL	YDS	QBH	NO	YDS	LG	TD	PD	FF	FR	TD	YDS	TK	S	A	FF	FR	S	A	W/L	SCORE
09/13	at Bills	P	3	2	1	0.0	0.0	1	2	0	0	0	0	0	0	0	0	0	0	0	0	0	0	0	0	0	L	17-27
09/20	49ers	P	1	0	1	0.0	0.0	0	0	0	0	0	0	0	0	0	0	0	0	0	0	0	0	0	0	0	L	13-31
09/27	at Colts	P	1	0	1	0.0	0.0	0	0	0	0	0	0	0	0	0	0	0	0	0	0	0	0	0	0	0	L	7-36
10/01	Broncos	P	0	0	0	0.0	0.0	0	0	0	0	0	0	0	1	0	0	0	0	0	0	0	0	0	0	0	L	28-37
10/11	Cardinals	P	1	1	0	0.0	0.0	0	0	0	0	0	0	0	0	0	0	0	0	0	0	0	0	0	0	0	L	10-30
10/18	at Dolphins	P	1	0	1	0.0	0.0	0	0	0	0	0	0	0	0	0	0	0	0	0	0	0	0	0	0	0	L	0-24
10/25	Bills	S	4	2	2	0.0	0.0	0	0	0	0	0	0	0	0	0	0	0	0	0	0	0	0	0	0	0	L	10-18
11/01	at Chiefs	P	5	2	3	0.0	0.0	0	0	0	0	0	0	0	0	0	0	0	0	0	0	0	0	0	0	0	L	9-35
11/09	Patriots	S	7	4	3	0.0	0.0	0	0	0	0	0	0	0	0	1	0	0	0	0	0	0	0	0	0	0	L	27-30
11/22	at Chargers	S	6	3	3	0.0	0.0	1	3	0	0	0	0	0	0	0	0	0	0	0	0	0	0	0	0	0	L	28-34
11/29	Dolphins	S	4	1	3	1.0	4.0	1	4	2	0	0	0	0	0	0	0	0	0	0	0	0	0	0	0	0	L	3-20
12/06	Raiders	S	2	2	0	0.0	0.0	0	0	0	0	0	0	0	1	0	0	0	0	0	0	0	0	0	0	0	L	28-31
12/13	at Seahawks	S	2	2	0	1.0	3.0	2	7	2	0	0	0	0	0	0	0	0	0	0	0	0	0	0	0	0	L	3-40
12/20	at Rams		DID NOT PLAY																								W	23-20
12/27	Browns	S	4	2	2	0.0	0.0	1	0	0	0	0	0	0	0	0	1	0	2	0	0	0	0	0	0	0	W	23-16
01/03	at Patriots	S	1	1	0	0.0	0.0	0	0	1	0	0	0	0	0	0	0	0	0	0	0	0	0	0	0	0	L	14-28
2020 TOTALS		**15-8**	**42**	**22**	**20**	**2.0**	**7.0**	**6**	**16**	**5**	**0**	**0**	**0**	**0**	**2**	**1**	**1**	**0**	**2**	**0**	**0**	**0**	**0**	**0**	**0**	**0**	**2-14**	

FOLORUNSO FATUKASI'S 2019 GXG REGULAR-SEASON STATISTICS (JETS)

			TACKLES								INTERCEPTIONS					O. FUMB				ST					MISC			
DATE	OPPONENT	P/S	TK	S	A	SK	YDS	TFL	YDS	QBH	NO	YDS	LG	TD	PD	FF	FR	TD	YDS	TK	S	A	FF	FR	S	A	W/L	SCORE
09/08	Bills		ON INACTIVE LIST																								L	16-17
09/16	Browns	P	2	2	0	0.0	0.0	1	5	0	0	0	0	0	0	0	0	0	0	0	0	0	0	0	0	0	L	3-23
09/22	at Patriots	P	2	0	2	0.0	0.0	0	0	0	0	0	0	0	0	0	0	0	0	0	0	0	0	0	0	0	L	14-30
10/06	at Eagles		INACTIVE																								L	6-31
10/13	Cowboys	P	4	1	3	0.0	0.0	0	0	1	0	0	0	0	0	0	0	0	0	0	0	0	0	0	0	0	W	24-22
10/21	Patriots	P	3	1	2	0.0	0.0	1	4	0	0	0	0	0	0	0	0	0	0	0	0	0	0	0	0	0	L	0-33
10/27	at Jaguars	P	4	3	1	0.0	0.0	2	2	0	0	0	0	0	0	0	0	0	0	0	0	0	0	0	0	0	L	15-29
11/03	at Dolphins	P	1	1	0	0.0	0.0	0	0	0	0	0	0	0	1	0	0	0	0	0	0	0	0	0	0	0	L	18-26
11/10	Giants	P	2	2	0	0.0	0.0	1	4	0	0	0	0	0	0	0	0	0	0	0	0	0	0	0	0	0	W	34-27
11/17	at Redskins	P	0	0	0	0.0	0.0	0	0	0	0	0	0	0	0	0	0	0	0	0	0	0	0	0	0	0	W	34-17
11/24	Raiders	P	0	0	0	0.0	0.0	0	0	0	0	0	0	0	0	0	0	0	0	0	0	0	0	0	0	0	W	34-3
12/01	at Bengals	P	2	1	1	0.0	0.0	0	0	0	0	0	0	0	0	0	0	0	0	0	0	0	0	0	0	0	L	6-22
12/08	Dolphins	P	2	1	1	0.0	0.0	0	0	1	0	0	0	0	0	0	0	0	0	0	0	0	0	0	0	0	W	22-21
12/12	at Ravens	P	0	0	0	0.0	0.0	0	0	0	0	0	0	0	0	0	0	0	0	0	0	0	0	0	0	0	L	21-42
12/22	Steelers	P	4	1	3	1.0	5.0	1	5	1	0	0	0	0	0	0	0	0	0	0	0	0	0	0	0	0	W	16-10
12/29	at Bills	P	1	1	0	0.0	0.0	1	0	0	0	0	0	0	0	0	0	0	0	0	0	0	0	0	0	0	W	13-6
2019 TOTALS		**14-0**	**27**	**14**	**13**	**1.0**	**5.0**	**7**	**20**	**3**	**0**	**0**	**0**	**0**	**1**	**0**	**0**	**0**	**0**	**0**	**0**	**0**	**0**	**0**	**0**	**0**	**7-9**	

FOLORUNSO FATUKASI'S 2018 GXG REGULAR-SEASON STATISTICS (JETS)

			TACKLES								INTERCEPTIONS					O. FUMB				ST					MISC			
DATE	OPPONENT	P/S	TK	S	A	SK	YDS	TFL	YDS	QBH	NO	YDS	LG	TD	PD	FF	FR	TD	YDS	TK	S	A	FF	FR	S	A	W/L	SCORE
09/10	at Lions		INACTIVE																								W	48-17
09/16	Dolphins		INACTIVE																								L	12-20
09/20	at Browns		INACTIVE																								L	17-21
09/30	at Jaguars		INACTIVE																								L	12-31
10/07	Broncos		INACTIVE																								W	34-16
10/14	Colts		INACTIVE																								W	42-34
10/21	Vikings		INACTIVE																								L	17-37
10/28	at Bears		INACTIVE																								L	10-24
11/04	at Dolphins		INACTIVE																								L	6-13
11/11	Bills		INACTIVE																								L	10-41
11/25	Patriots	P	0	0	0	0.0	0.0	0	0	0	0	0	0	0	0	0	0	0	0	0	0	0	0	0	0	0	L	13-27
12/02	at Titans		INACTIVE																								L	22-26
12/09	at Bills		INACTIVE																								W	27-23
12/15	Texans		INACTIVE																								L	22-29
12/23	Packers		INACTIVE																								L	38-44+
12/30	at Patriots		ON INACTIVE LIST																								L	3-38
2018 TOTALS		**1-0**	**0**	**0**	**0**	**0.0**	**0.0**	**0**	**0**	**0**	**0**	**0**	**0**	**0**	**0**	**0**	**0**	**0**	**0**	**0**	**0**	**0**	**0**	**0**	**0**	**0**	**4-12**	

+ - Overtime

FOLORUNSO FATUKASI'S 2025 GXG POSTSEASON STATISTICS (TEXANS)

			TACKLES								INTERCEPTIONS					O. FUMB				ST					MISC			
DATE	OPPONENT	P/S	TK	S	A	SK	YDS	TFL	YDS	QBH	NO	YDS	LG	TD	PD	FF	FR	TD	YDS	TK	S	A	FF	FR	S	A	W/L	SCORE
01/12	at Steelers		INJURED RESERVE																								W	30-6
01/18	at Patriots		INJURED RESERVE																								L	16-28
2025 TOTALS			**0**	**0**	**0**	**0.0**	**0.0**	**0**	**0**	**0**	**0**	**0**	**0**	**0**	**0**	**0**	**0**	**0**	**0**	**0**	**0**	**0**	**0**	**0**	**0**	**0**	**1-1**	

FOLORUNSO FATUKASI'S 2024 GXG POSTSEASON STATISTICS (TEXANS)

			TACKLES								INTERCEPTIONS					O. FUMB				ST					MISC			
DATE	OPPONENT	P/S	TK	S	A	SK	YDS	TFL	YDS	QBH	NO	YDS	LG	TD	PD	FF	FR	TD	YDS	TK	S	A	FF	FR	S	A	W/L	SCORE
01/11	Chargers	S	2	2	0	0.0	0.0	1	2	0	0	0	0	0	0	0	0	0	0	0	0	0	0	0	0	0	W	32-12
01/18	at Chiefs	S	1	0	1	0.0	0.0	0	0	0	0	0	0	0	0	0	0	0	0	0	0	0	0	0	0	0	L	14-23
2024 TOTALS		**2-2**	**3**	**2**	**1**	**0.0**	**0.0**	**1**	**2**	**0**	**0**	**0**	**0**	**0**	**0**	**0**	**0**	**0**	**0**	**0**	**0**	**0**	**0**	**0**	**0**	**0**	**1-1**	

FOLORUNSO FATUKASI'S 2022 GXG POSTSEASON STATISTICS (JAGUARS)

			TACKLES								INTERCEPTIONS					O. FUMB				ST					MISC			
DATE	OPPONENT	P/S	TK	S	A	SK	YDS	TFL	YDS	QBH	NO	YDS	LG	TD	PD	FF	FR	TD	YDS	TK	S	A	FF	FR	S	A	W/L	SCORE
01/14	Chargers	P	2	0	2	0.5	3.5	0	0	1	0	0	0	0	0	0	0	0	0	0	0	0	0	0	0	0	W	31-30
01/21	at Chiefs	P	3	1	2	0.0	0.0	0	0	0	0	0	0	0	0	0	0	0	0	0	0	0	0	0	0	0	L	20-27
2022 TOTALS		**2-0**	**5**	**1**	**4**	**0.5**	**3.5**	**0**	**0**	**1**	**0**	**0**	**0**	**0**	**0**	**0**	**0**	**0**	**0**	**0**	**0**	**0**	**0**	**0**	**0**	**0**	**1-1**	



TRANSACTIONS: *Selected by Tampa Bay Buccaneers in the fifth round (145th overall) of the 2019 NFL Draft, April 27, 2019…Waived by Buccaneers, Sept. 4, 2020…Signed by Indianapolis Colts to practice squad, Sept. 15, 2020…Waived by Colts, Nov. 6, 2020…Signed by Colts to practice squad, Nov. 7, 2020…Signed by Los Angeles Rams to active roster from Colts practice squad, Nov. 17, 2020…Signed by Colts as an unrestricted free agent, March 17, 2023…Released by Colts, April 10, 2025…Signed by Washington Commanders as a free agent, April 29, 2025…Released by Commanders, Nov. 17, 2025…Signed by San Francisco 49ers to practice squad, Nov. 20, 2025…Released by 49ers, Dec. 9, 2025…Signed by Las Vegas Raiders as a free agent, March 11, 2026.*

CAREER: Veteran kicker joins the Raiders in 2026 for his eighth NFL season…Has made 182-of-216 (84.3%) field goals and 232-of-240 (96.7%) extra points for 778 total points…Last season with the Commanders and 49ers, appeared in 12 total games and made 17-of-23 (73.9%) field goals and 26-of-26 (100.0%) extra points for 77 total points…Recorded his third season with a perfect extra point percentage, becoming one of only four kickers since 2019 to accomplish the feat…In 2024 with the Colts, made 31-of-37 (83.8%) field goals and 33-of-33 (100.0%) extra points for 126 total points…In 2023, made 33-of-41 (80.5%) field goals and 35-of-36 (97.2%) extra points for 134 total points…In 2022 with the Rams, connected on 28-of-30 (93.3%) field goals and 31-of-32 (96.9%) extra points for 115 total points…In 2021, named to first career Pro Bowl and was kicker for Super Bowl LVI winning Rams team…Made 32-of-34 (94.1%) field goals and 48-of-49 (98.0%) extra points for a career-best 144 total points…Recorded 35 points in the playoffs, tied for the eighth most points by a kicker in the postseason in NFL history…In 2020, appeared in seven games and made 14-of-16 (87.5%) field goals and 16-of-16 (100.0%) extra points for 58 total points…As a rookie in 2019 with the Buccaneers, connected on 27-of-35 (77.1%) field goals and 43-of-48 (89.6%) extra points for 124 total points.

AT A GLANCE

- Since entering the league in 2019, Gay has made 182-of-216 (84.3%) field goals and 232-of-240 (96.7%) extra points for 778 total points.
- Since 2019, his 182 field goals rank eighth in the NFL, his 84.3 field goal percentage ranks ninth (min. 200 att.) and his 778 points rank eighth.
- Has made 150-of-162 (92.6%) field goals under 50 yards since 2019, the fifth best percentage in the NFL over that span.
- Has recorded three seasons with a 100.0% extra point percentage (min. 15 att.), one of only four kickers since 2019 to accomplish the feat.
- Has recorded 67 career games with a 100.0% field goal percentage. Among kickers in their first seven seasons, his 67 games with 100.0% FG percentage is the third most in NFL history.
- In 2021, was named to first career Pro Bowl after making 32-of-34 (94.1%) field goals and 48-of-49 (98.0%) extra points for 144 points, which ranked third in the league.
- Only kicker in NFL history to make four field goals from 50+ yards in a single game (9/24/23 at Bal.).

2026: (9/13) vs. Mia.: Went 2-for-2 in field goal attempts and 3-for-3 in PATs...**(9/20) at LAC:** Made his lone field goal attempt from 59 yards, the longest make of his career and tied the fourth-longest field goal in Raiders history...Also went 3-for-3 on extra point attempts for six total points...**(9/27) at NO:** Made 3-of-3 (100.0%) field goal attempts from 41, 37 and 25...Also went 2-for-2 on extra point attempts for 11 total points...Notched his 26th career game with 10+ points, tied for the 11th most double-digit scoring games in the NFL among kickers since 2019...**(10/4) vs. KC:** Made 4-of-4 (100.0%) field goal attempts 32, 48, 44 and 48...Also made his lone extra point attempt in the game for 13 total points...Notched his 27th career game with 10+ points, tied for the 10th most double-digit scoring games in the NFL among kickers since 2019...**(10/11) at NE:** Made 1-of-2 (50.0%) field goal attempts and both extra points for five total points...Reached 11-of-12 (91.7%) field goal attempts in 2026, with his 11 makes tying for the third most in the NFL and his 91.7% field goal percentage ranks tied for 6th in the NFL among kickers with at least 10 field goal attempts...**(10/18) vs. Buf.**: Made 3-of-3 (100.0%) field goal attempts in the game from 35, 27 and 23...Also made all three extra points for 12 total points...Notched his third game this season with 10+ points, tied for the third most in the NFL...Reached 28 games with 10+ points since entering the NFL in 2019, tied for the ninth most in the NFL over that span...**(10/25) vs. LAR:** Made 3-of-4 (75.0%) field goal attempts in the game, with makes from 30, 27 and 36 and recorded nine total points...Reached 65 total points scored in 2026, the second most in the NFL...**(11/1) at NYJ:** Made his lone field goal in a 53-yard make...Also made all five extra point attempts for eight total points...Reached 73 total points scored in 2026, tied for the second most in the NFL...**(11/8) at SF:** Made his lone field goal attempt, a 50-yard make...Also made both extra point attempts for five total points...Reached 78 total points after nine games, the second most in the NFL...**(11/15) vs. Sea.:** Made 2-of-2 (100.0%) field goal attempts from 34 and 43 yards...Also made his lone extra-point attempt for seven total points...Reached 85 total points scored in 2026, which is the fourth most in the NFL after 10 games...**(11/22) at Den.:** Made 1-of-1 (100.0%) field goal attempt from 28 yards...Also made all three extra-point attempts for six total points...Reached 50-for-50 in his NFL career on field goal attempts from 0-29 yards of distance.

2025 (with Was. and SF): Spent Weeks 1-11 with Commanders on the active roster before being released…Signed to 49ers practice squad, where he was elevated for two games before being released in Week 15…Appeared in 12 total games and made 17-of-23 (73.9%) field goals and 26-of-26 (100.0%) extra points for 77 total points…Recorded his third season with a perfect extra point percentage, becoming one of only four kickers since 2019 to accomplish the feat (min. 15 att.)…**(9/7) vs. NYG:** Made 3-of-3 (100.0%) extra points…**(9/11) at GB:** Went 1-of-3 (33.3%) on field goals (51) and made lone extra point try…**(9/21) vs. LV:** Connected on 2-of-3 (66.7%) field goals (46, 56) and 5-of-5 (100.0%) extra points…**(9/28) at Atl.:** Made 4-of-4 (100.0%) field goals (43, 52, 41, 42) and 1-of-1 extra points…**(10/5) at LAC:** Connected of 2-of-2 (100.0%) field goals and 3-of-3 (100.0%) extra points…**(10/13) vs. Chi.:** Made 1-of-2 (50.0%) field goals and 3-of-3 (100.0%) extra points…**(10/19) at Dal.:** Connected on 2-of-2 extra point attempts…**(10/27) at KC:** Inactive due to a back injury…**(11/2) vs. Sea.:** Made 2-of-2 extra points…**(11/9) vs. Det.:** Made lone field goal attempt (44) and

only extra point try…**(11/16) at Mia.:** Went 2-of-4 (50.0%) on field goals and 1-of-1 on extra points…**(11/24) vs. Car.:** In first game with San Francisco, went 2-for-2 (100.0%) on field goals (47, 29) and 2-for-2 on extra points…**(11/30) at Cle.:** Made 2-of-2 (100.0%) field goals (25, 31) and 2-of-2 extra points.

2024 (with Ind.): Made 31-of-37 (83.8%) field goals and 33-of-33 (100.0%) extra points for 126 total points…Ranked eighth in field goals made (31) and was one of six kickers to record a perfect extra point percentage (min. 30 att.)…**(9/8) vs. Hou.:** Inactive due to a hernia injury…**(9/15) at GB:** Went 1-for-2 (50.0%) on field goals (34) and made lone extra point attempt…**(9/22) vs. Chi.:** Made all three extra point attempts…**(9/29) vs. Pit.:** Finished 2-of-3 (66.7%) on field goals and 3-of-3 (100.0%) on extra points…**(10/6) at Jax.:** Went 2-for-2 (100.0%) on field goals and 4-for-4 (100.0%) on extra points…**(10/13) at Ten.:** Made 2-of-2 (100.0%) field goals and 2-of-2 (100.0%) extra points…**(10/20) vs. Mia.:** Made 3-of-3 (100.0%) field goals (52, 22, 38), including the eventual game-winning 22-yard field goal, and lone extra point try…**(10/27) at Hou.:** Went 2-for-2 (100.0%) on field goals and 2-for-2 (100.0%) on extra points…**(11/3) at Min.:** Went 2-for-3 (66.7%) on field goals, with makes from 42 and 54 yards, and also made only extra point attempt…**(11/10) vs. Buf.:** Made 2-of-2 (100.0%) field goals and 2-of-2 (100.0%) extra points…**(11/17) at NYJ:** Made 3-of-3 (100.0%) field goals (41, 47, 56) and 1-of-1 extra points…**(11/24) vs. Det.:** Went 2-for-2 (100.0%) on field goals…**(12/1) at NE:** Made lone field goal try from 25 yards and also made 2-of-2 (100.0%) extra points…**(12/15) at Den.:** Went 2-for-2 (100.0%) on field goals and 1-for-1 on extra points…**(12/22) vs. Ten.:** Made 1-of-2 (50.0%) field goals and 5-of-5 (100.0%) extra points…**(12/29) at NYG:** Connected on 2-of-3 (66.7%) field goals and 3-of-3 (100.0%) extra points…**(1/5/25) vs. Jax.:** Made 4-of-5 (80.0%) field goals (49, 36, 45, 38), including the game-winning 38-yard field goal in overtime, and also went 2-for-2 on extra points.

2023 (with Ind.): Made 33-of-41 (80.5%) field goals and 35-of-36 (97.2%) extra points for 134 total points…Finished tied for fifth in field goals made (33) and seventh in total points scored (134)…**(9/10) vs. Jax.:** Made 3-of-3 (100.0%) extra point attempts…**(9/17) at Hou.:** Made lone field goal attempt (42) and went 4-for-4 (100.0%) on extra points…**(9/24) at Bal.:** Converted 5-of-5 (100.0%) field goals (31, 54, 53, 53, 53) and made lone extra point attempt, setting career highs in both field goals made and total points scored (16)…Tallied four 50+ yard field goals and became the first kicker in NFL history to accomplish the feat in a game…Became the fifth kicker ever with a game-tying 50+ yard field goal in the final two minutes of regulation and a game-winning 50+ yard field goal in overtime…**(10/1) vs. LAR:** Went 0-for-1 on field goals and 1-for-1 on extra points…**(10/8) vs. Ten.:** Converted 3-of-3 (100.0%) field goals (43, 35, 28) and 2-of-2 (100.0%) extra points for a total of 11 points…**(10/15) at Jax.:** Made 2-of-2 (100.0%) field goals, including a long of 56 yards, and 2-of-2 (100.0%) extra points…**(10/22) vs. Cle.:** Went 1-of-2 on field goals and 5-of-5 (100.0%) on extra points…**(10/29) vs. NO:** Connected on 2-of-2 (100.0%) field goals (20, 42) and 3-of-3 (100.0%) extra points…**(11/5) at Car.:** Made 2-of-2 (100.0%) field goals, including a season-long 57-yard kick, and also 3-of-3 (100.0%) extra points…His 57-yard field goal was the second longest in franchise history…**(11/12) at NE:** Went 1-for-2 (50.0%) on field goals (51) and made lone extra point attempt…Tied Adam Vinatieri (seven in 2016) for the second-most 50+ yard field goals made in single-season franchise history…**(11/26) vs. TB:** Went 2-for-3 (66.7%) on field goals and 3-for-3 (100.0%) on extra points…**(12/3) at Ten.:** Made 4-of-4 (100.0%) field goals (23, 46, 23, 28) and connected on only extra point attempt, totaling 13 points…**(12/10) at Cin.:** Missed one field goal and one extra point attempt…**(12/16) vs. Pit.:** Went 3-of-5 (60.0%) on field goals and 3-of-3 (100.0%) on extra points…**(12/24) at Atl.:** Made lone field goal try (33) and only extra point attempt…**(12/31) vs. LV:** Went 3-for-3 (100.0%) on field goals and 2-for-2 (100.0%) on extra points…**(1/6/24) vs. Hou.:** Went 3-for-4 (75.0%) on field goals, with makes from 38, 52 and 35 yards.

2022 (with LAR): Connected on 28-of-30 (93.3%) field goals and 31-of-32 (96.9%) extra points…Ranked fourth in the league in field goal percentage (min. 20 att.) (93.3%)…**(9/8) vs. Buf.:** Made lone field goal attempt (57) and only extra point attempt…**(9/18) vs. Atl.:** Went 1-for-1 (100.0%) on field goals (20) and 4-for-4 (100.0%) on extra points…**(9/25) at Ari.:** Went 2-for-2 (100.0%) on field goals (22, 40) and 2-for-2 (100.0%) on extra points…**(10/3) at SF:** Connected on 3-of-3 (100.0%) field goal attempts (39, 29, 26), scoring all of the team's points…**(10/9) vs. Dal.:** Made 1-of-2 (50.0%) field goals and made lone extra point try…**(10/16) vs. Car.:** Made lone field goal attempt from 21 yards and connected on all three extra point attempts…**(10/30) vs. SF:** Made 2-of-2 (100.0%) extra points…**(11/6) at TB:** Connected on 2-of-2 (100.0%) field goals (26, 35) and lone extra point try…**(11/13) vs. Ari.:** Made only field goal attempt (36) and went 2-for-2 (100.0%) on extra points…**(11/20) at NO:** Went 2-for-2 (100.0%) on field goals, including a season-long 58-yard kick in the fourth quarter, and also made both extra point attempts…**(11/27) at KC:** Made lone field goal attempt (47) and connected on only extra point try…**(12/4) vs. Sea.:** Made 3-of-3 (100.0%) field goals (40, 54, 32) and 2-of-2 (100.0%) extra points…**(12/8) vs. LV:** Made 1-of-2 (50.0%) field goals, with only make from 55 yards, and also made both extra point attempts…**(12/19) at GB:** Connected on 2-of-2 (100.0%) field goals (33, 55) and missed lone extra point attempt…**(12/25) vs. Den.:** Went 3-for-3 (100.0%) on field goals (55, 30, 53) and 6-for-6 (100.0%) on extra points, totaling a then career-best 15 points…**(1/1/23) at LAC:** Made only field goal attempt from 23 yards and connected on lone extra point attempt…**(1/8/23) at Sea.:** Went 3-for-3 (100.0%) on field goals (22, 45, 38) and made only extra point try.

2021 (with LAR): Named to first career Pro Bowl and was kicker for Super Bowl LVI winning Rams team…Made 32-of-34 (94.1%) field goals and 48-of-49 (98.0%) extra points for a career-best 144 total points, which also ranked third in the league…Ranked second in field goal percentage (min. 20 att.) (94.1%), fourth in extra points made (48) and sixth in field goals made (32)…**(9/12) vs. Chi.:** Made 2-of-2 (100.0%) field goals (53, 22) and 4-of-4 (100.0%) extra points…**(9/19) at Ind.:** Connected on 2-of-2 (100.0%) field goals and 3-of-3 (100.0%) extra points…**(9/26) vs. TB:** Went 2-for-2 (100.0%) on field goals and 4-for-4 (100.0%) on extra points…**(10/3) vs. Ari.:** Made 2-of-3 (66.7%) field goals and 2-of-2 (100.0%) extra points…**(10/7) at Sea.:** Connected on 2-of-2 (100.0%) field goals and 2-of-3 (66.7%) extra points…**(10/17) at NYG:** Made lone field goal attempt (32) and went 5-for-5 (100.0%) on extra points…**(10/24) vs. Det.:** Made 2-of-2 (100.0%) field goals (33, 47) and 2-of-2 (100.0%) extra points…**(10/31) at Hou.:** Made lone field goal attempt (27) and made 5-of-5 (100.0%) extra points…**(11/7) vs. Ten.:** Connected on 3-of-3 (100.0%) field goal attempts (34, 22, 54) and lone extra point try…**(11/15) at SF:** Made only field goal attempt (37) and only extra point attempt…**(11/28) at GB:** Logged two made field goals (36, 39) and two made extra points…**(12/5) vs. Jax.:** Went 3-for-3 (100.0%) on field goals (40, 44, 37) and 4-for-4 (100.0%) on extra points…**(12/13) at Ari.:** Connected on 3-of-3 (100.0%) field goals, including a season-long of 55 yards, and also made 3-of-3 (100.0%) extra points…**(12/21) vs. Sea.:** Made 2-of-2 (100.0%) field goals, including another 55-yard kick, and nailed 3-of-3 extra points…**(1/2/22) at Bal.:** Missed lone field goal attempt but made both extra point attempts…**(1/9/22) vs. SF:** Made lone field goal

attempt (43) and all three extra point tries…**Postseason: (1/17/22) vs. Ari.:** Went 2-for-2 (100.0%) on field goals (37, 46) and 4-for-4 (100.0%) on extra points in Wild Card victory…**(1/23/22) at TB:** Connected on 3-of-4 (75.0%) field goals (26, 40, 30), including the game-winning 30-yard field goal as time expired, and also made 3-of-3 (100.0%) extra points in Divisional Round…**(1/30/22) vs. SF:** Made 2-of-3 (66.7%) field goals and both extra point attempts in NFC Championship…**(2/13/22) at Cin.:** Made lone field goal attempt (41) and both extra point attempts in Super Bowl LVI victory…His 35 total points scored in the playoffs is tied for the eighth most points by a kicker in the postseason in NFL history.

2020 (with TB, Ind. and LAR): Spent offseason and training camp with the Buccaneers before being waived before the season…Spent Weeks 2-10 on the Colts practice squad before signing to the Rams active roster…Appeared in seven games and made 14-of-16 (87.5%) field goals and 16-of-16 (100.0%) extra points for 58 total points…**(11/23) at TB:** Made 2-of-3 (66.7%) field goals and 3-of-3 (100.0%) extra points…**(11/29) vs. SF:** Converted 2-of-2 (100.0%) field goals and 2-of-2 (100.0%) extra points…**(12/6) at Ari.:** Made 1-of-2 (50.0%) field goals and 5-of-5 (100.0%) extra points…**(12/10) vs. NE:** Made lone field goal attempt (35) and went 3-for-3 (100.0%) on extra points…**(12/20) vs. NYJ:** Made 2-of-2 (100.0%) field goals (45, 42) and both extra point attempts…**(12/27) at Sea.:** Went 3-for-3 (100.0%) on field goals (44, 51, 33) and 3-for-3 (100.0%) on extra points…**(1/3/21) vs. Ari.:** Made 3-of-3 (100.0%) field goals (28, 34, 27) and lone extra point attempt, recording 16 of the team's 18 points in the victory…**Postseason: (1/9/21) at Sea.:** Connected on 3-of-3 (100.0%) field goals (40, 39, 36) and 3-of-3 (100.0%) extra points in Wild Card win…**(1/16/21) at GB:** Made only field goal attempt (37) and connected on lone extra point attempt in Divisional Round.

2019 (with TB): Played in all 16 games and converted 27-of-35 field goals (77.1%) and 43-of-48 (89.6%) extra points for 124 total points…Ranked fifth in points scored (124) and fourth in made extra points (43)…**(9/8) vs. SF:** Made his only field goal attempt of 31 yards and went 2-for-2 (100.0%) on extra points…**(9/12) at Car.:** Went 2-for-3 (66.7%) on field goals and 2-for-2 (100.0%) on extra point attempts…**(9/22) vs. NYG:** Converted 4-of-5 (80.0%) field goals and 1-of-3 (33.3%) extra points for 13 total points…**(9/29) at LAR:** Made both field goal attempts, including a season-long 58-yard kick, as well as going 7-for-7 (100.0%) on extra points for 13 total points…Became the first rookie kicker since 2016 and the 12th rookie kicker all-time to record a perfect extra point percentage (min. seven att.) in a single game…**(10/6) at NO:** Made lone field goal attempt (42) and went 3-for-3 (100.0%) on extra points…**(10/13) vs. Car.:** Connected on only field goal attempt of 54 yards and also made only extra point attempt…**(10/27) at Ten.:** Went 3-for-3 (100.0%) on field goals (22, 48, 24)…**(11/3) at Sea.:** Connected on 2-of-3 (66.7%) field goals and 4-of-4 (100.0%) extra points…**(11/10) vs. Ari.:** Went perfect on field goals (3-for-3) and extra points (3-for-3)…**(11/17) vs. NO:** Made lone field goal attempt from 55 yards and also made both extra point attempts…**(11/24) at Atl.:** Connected on a 32-yard field goal and went 2-of-5 on extra points…**(12/1) at Jax.:** Made both field goal attempts (25, 37) and both extra point attempts…**(12/8) vs. Ind.:** Went 1-for-1 (100.0%) on field goals and 5-for-5 (100.0%) on extra points…**(12/15) at Det.:** Went 1-for-2 (50.0%) on field goals and 5-for-5 (100.0%) on extra points…**(12/21) vs. Hou.:** Made 2-of-3 (66.7%) field goals and 2-of-2 (100.0%) extra points…**(12/29) vs. Atl.:** Went 0-3 on field goals and 2-for-2 on extra points.

COLLEGE: Played two seasons as a transfer walk-on at Utah (2017-18), appearing in 27 contests…Won the Lou Groza Award as the country's top kicker in his first season of college football…Two-time All-American earned consensus honors in 2017…Was named two-time first-team All-Pac-12…Finished third all-time at Utah with 56 career field goals and fourth in attempts (65)…Third in program history in career kick scoring points (253)…Set the school record for 50-yard field goals (eight)…Finished with a career field goal percentage of 86.15%, which ranked second all-time at Utah…Finished with 85 career made extra points, which ranked seventh in school history…In 2018, named to second-team All-American by the FWAA, The Athletic and Phil Steele…Named third-team AP All-American and first-team All-Pac-12…Was a semifinalist for the Lou Groza Award…Led the Pac-12 and ranked third in the nation in field goals made (26) and field goals per game (1.86)…83.9 field goal percentage ranked second in the Pac-12 (26-for-31)…His 26 field goals and 31 attempts ranked second in a season at Utah…Set the school record with 21-straight made field goals…Led the league in scoring (8.8 ppg) and total points (123)…His 123 points ranked eighth in the country…Led the nation in 40-yard field goals made (10, tie) and attempted (15)…Was 16-of-16 inside 40 yards…In 2017, named a consensus All-American and won the Lou Groza Award as the nation's top kicker…Also named to consensus All-American team and was first team Associated Press, FWAA and Sporting News and second team Walter Camp and AFCA…Also a first-team All-American by Sports Illustrated, USA Today, ESPN.com, Phil Steele, SB Nation, Bleacher Report and College Football News…Named to First-team All-Pac-12…Won the Vlade Award as the nation's most accurate kicker…Led the nation in field goals made (30), field goals made per game (2.31), 50+ yard field goals (5, tie) and field goals attempted (34)…Led the Pac-12 and fifth in the nation in field goal percentage (88.2%)…Finished second in the Pac-12 in scoring at 10.0 points per game, which tied for seventh nationally and was second among kickers…His 130 points scored ranked ninth nationally and third among kickers…130 points scored, 30 field goals made and 34 field goals attempted were all Utah single season records…88.2 field goal percentage was fourth all-time in a season at Utah…Made career-long 56-yard field goals against San Jose State and Washington State, which rank second in Utah history…Was the first kicker in school history to make two 50+ field goals in one game (56 and 51 yards against San Jose State)…Also the first Utah kicker to make five 50+ field goals in a season…Was 5-of-6 from 50+ yards, 4-of-6 between 40-49 yards and 21-of-22 inside the 40…Opened the season by making 14 straight field goals…Made 40-of-40 extra points…Prior to Utah, played two years of soccer at Utah Valley (2014, 2016), earning second-team NSCAA All-West Region honors as a freshman…Played 33 games with 18 starts and recorded eight goals and five assists…Led the team with seven goals as a freshman and added four assists for a team-high 18 points.

PERSONAL: Attended Orem (Utah) High School, where he played one season of football and earned first-team all-region honors…Made 6-of-13 field goals with a long of 54 yards…Also had 28 extra points and 25 kickoffs with 24 touchbacks…As a punter, punted 10 times for 501 yards (50.1 avg.)…Was a three-time all-state soccer player who earned first-team honors as a sophomore and senior…Also was the soccer team captain…Participated in a U.S. Soccer National Team Residency.

ADDITIONAL STATISTICS: Special teams tackles – 1 in 2019, 1 in 2021, 1 in 2022, 1 in 2023, 1 in 2024. NFL Totals: 5.

SINGLE-GAME HIGHS: FIELD GOALS: Attempts – 5, four times; last: 1/5/25 vs. Jax. Made – 5, 9/24/23 at Bal. Long – 58, two times;

last: 11/20/22 at NO. EXTRA POINTS: Attempts – 7, 9/29/2019 at LAR. Made – 7, 9/29/2019 at LAR. POINTS: Total – 16, 9/24/23 at Bal.

KICK BY KICK:

2019: (31G); (40G, 42N, 32G); (47G, 27G, 52G, 23G, 34N); (58G, 21G); (42G); (54G); (22G, 48G, 24G); (50N, 41G, 45G); (30G, 45G, 41G); (55G); (32G); (25G, 37G); (44G); (46G, 54N); (54N, 50G, 41G); (49N, 44N, 34N).

2020: ( ); ( ); ( ); ( ); ( ); ( ); ( ); ( ); ( ): (38G, 44N, 40G); (48G, 41G); (39G, 37N); (35G); (45G, 42G); (44G, 51G, 33G); (28G, 34G, 27G).

2021: (53G, 22G); (34G, 38G); (48G, 26G); (42G, 22G, 46N); (31G, 47G); (32G); (33G, 47G); (27G); (34G, 22G, 54G); (37G); (36G, 39G); (40G, 44G, 37G); (55G, 35G, 33G); (55G, 35G); (32G, 31G, 24G); (56N); (43G).

2022: (57G); (20G); (22G, 40G); (39G, 29G, 26G); (29G, 51N); (21G); ( ); (26G, 35G); (36G); (33G, 58G); (47G); (40G, 54G, 32G); (55G, 61N); (33G, 55G); (55G, 30G, 53G); (23G); (22G, 45G, 38G).

2023: ( ); (42G); (31G, 54G, 53G, 53G, 53G); (47N); (43G, 35G, 28G); (28G, 56G); (60N, 27G); (20G, 42G); (26G, 57G); (57N, 51G); (46G, 58N, 36G); (23G, 46G, 23G, 28G); (38N); (56N, 29G, 31G, 43N, 42G); (33G); (38G, 33G, 45G); (38G, 52G, 57N, 35G).

2024: ( ); (34G, 50N); ( ); (33G, 54N, 35G); (30G, 37G); (26G, 22G); (52G, 22G, 38G); (46G, 37G); (53N, 42G, 54G); (27G, 23G); (41G, 47G, 56G); (27G, 29G); (25G); (37G, 49G); (31G, 55N); (32G, 54N, 29G); (49G, 36G, 51N, 45G, 38G).

2025: ( ); (51G, 58N, 52N); (37N, 46G, 56G); (43G, 52G, 41G, 42G); (29G, 36G); (50N, 53G); ( ); ( ); ( ); (44G); (26G, 51N, 30G, 56N); (47G, 29G); (25G, 31G); ( ); ( ): ( ); ( ).

MATT GAY'S NFL REGULAR SEASON KICKING STATISTICS

DATE	TEAM	GP	FGM	FGA	PCT.	LG	XP	XPA	PCT.	BLK	PTS
2019	Buccaneers	16	27	35	77.1	58	43	48	89.6	1	124
2020	Colts	0	0	0	0.0	0	0	0	0.0	0	0
2020	Rams	7	14	16	87.5	51	16	16	100.0	0	58
2020	TOTAL	7	14	16	87.5	51	16	16	100.0	0	58
2021	Rams	17	32	34	94.1	55	48	49	98.0	0	144
2022	Rams	17	28	30	93.3	58	31	32	96.9	0	115
2023	Colts	17	33	41	80.5	57	35	36	97.2	1	134
2024	Colts	16	31	37	83.8	56	33	33	100.0	0	126
2025	Commanders	10	13	19	68.4	56	22	22	100.0	0	61
2025	49ers	2	4	4	100.0	47	4	4	100.0	0	16
2025	TOTAL	12	17	23	73.9	56	26	26	100.0	0	77
2026	Raiders	11	22	24	91.7	59	25	25	100.0	0	91
NFL TOTALS		**113**	**204**	**240**	**85.0**	**59**	**257**	**265**	**97.0**	**2**	**869**

MATT GAY'S NFL POSTSEASON KICKING STATISTICS

DATE	TEAM	GP	FGM	FGA	PCT.	LG	XP	XPA	PCT.	BLK	PTS
2020	Rams	2	4	4	100.0	40	4	4	100.0	0	16
2021	Rams	4	8	10	80.0	46	11	11	100.0	0	35
NFL TOTALS		**6**	**12**	**14**	**85.7**	**46**	**15**	**15**	**100.0**	**0**	**51**

MATT GAY'S NFL REGULAR SEASON FIELD-GOAL ACCURACY STATISTICS

DATE	TEAM	1-19	PCT.	20-29	PCT.	30-39	PCT.	40-49	PCT.	50+	PCT.
2019	Buccaneers	0-0	0.0	6-6	100.0	5-7	71.4	11-14	78.6	5-8	62.5
2020	Colts	0-0	0.0	0-0	0.0	0-0	0.0	0-0	0.0	0-0	0.0
2020	Rams	0-0	0.0	2-2	100.0	5-6	83.3	6-7	85.7	1-1	100.0
2020	TOTAL	0-0	0.0	2-2	100.0	5-6	83.3	6-7	85.7	1-1	100.0
2021	Rams	0-0	0.0	6-6	100.0	15-15	100.0	7-8	87.5	4-5	80.0
2022	Rams	0-0	0.0	9-9	100.0	8-8	100.0	4-4	100.0	7-9	77.8
2023	Colts	0-0	0.0	9-9	100.0	9-10	90.0	7-9	77.8	8-13	61.5
2024	Colts	0-0	0.0	9-9	100.0	12-12	100.0	7-7	100.0	3-9	33.3
2025	Commanders	0-0	0.0	2-2	100.0	2-3	66.7	5-5	100.0	4-9	44.4
2025	49ers	0-0	0.0	2-2	100.0	1-1	100.0	1-1	100.0	0-0	0.0
2025	TOTAL	0-0	0.0	4-4	100.0	3-4	75.0	6-6	100.0	4-9	44.4
2026	Raiders	0-0	0.0	5-5	100.0	7-7	100.0	7-8	87.5	3-4	75.0
NFL TOTALS		**0-0**	**0.0**	**50-50**	**100.0**	**64-69**	**92.8**	**55-63**	**87.3**	**35-58**	**60.3**

MATT GAY'S NFL POSTSEASON FIELD-GOAL ACCURACY STATISTICS

DATE	TEAM	1-19	PCT.	20-29	PCT.	30-39	PCT.	40-49	PCT.	50+	PCT.
2020	Rams	0-0	0.0	0-0	0.0	3-3	100.0	1-1	100.0	0-0	0.0
2021	Rams	0-0	0.0	1-1	100.0	3-3	100.0	4-5	80.0	0-1	0.0
NFL TOTALS		**0-0**	**0.0**	**1-1**	**100.0**	**6-6**	**100.0**	**5-6**	**83.3**	**0-1**	**0.0**

MATT GAY'S 2026 GXG REGULAR-SEASON STATISTICS (RAIDERS)

			FIELD GOALS				EXTRA POINTS						
DATE	OPPONENT		FGM	FGA	PCT	LG	XP	XPA	PCT	BLK	PTS	W/L	SCORE
09/13	Dolphins	P	2	2	100.0	47	3	3	100.0	0	9	W	27-13
09/20	at Chargers	P	1	1	100.0	59	3	3	100.0	0	6	W	26-14
09/27	at Saints	P	3	3	100.0	41	2	2	100.0	0	11	W	35-27
10/04	Chiefs	P	4	4	100.0	48	1	1	100.0	0	13	L	27-30
10/11	at Patriots	P	1	2	50.0	46	2	2	100.0	0	5	L	17-45
10/18	Bills	P	3	3	100.0	35	3	3	100.0	0	12	L	30-33
10/25	Rams	P	3	4	75.0	36	0	0	0.0	0	9	L	21-35
11/01	at Jets	P	1	1	100.0	53	5	5	100.0	0	8	W	38-33
11/08	at 49ers	P	1	1	100.0	50	2	2	100.0	0	5	L	17-38
11/15	Seahawks	P	2	2	100.0	43	1	1	100.0	0	7	L	13-21
11/22	at Broncos	P	1	1	100.0	28	3	3	100.0	0	6	L	24-38
2026 TOTALS		**11**	**22**	**24**	**91.7**	**59**	**25**	**25**	**100.0**	**0**	**91**	**4-7**	

MATT GAY'S 2025 GXG REGULAR-SEASON STATISTICS (COMMANDERS/49ERS)

			FIELD GOALS				EXTRA POINTS						
DATE	OPPONENT		FGM	FGA	PCT	LG	XP	XPA	PCT	BLK	PTS	W/L	SCORE
09/07	Giants	P	0	0	0.0	0	3	3	100.0	0	3	W	21-6
09/11	at Packers	P	1	3	33.3	51	1	1	100.0	0	4	L	18-27
09/21	Raiders	P	2	3	66.7	56	5	5	100.0	0	11	W	41-24
09/28	at Falcons	P	4	4	100.0	52	1	1	100.0	0	13	L	27-34
10/05	at Chargers	P	2	2	100.0	36	3	3	100.0	0	9	W	27-10
10/13	Bears	P	1	2	50.0	53	3	3	100.0	0	6	L	24-25
10/19	at Cowboys	P	0	0	0.0	0	2	2	100.0	0	2	L	22-44
10/27	at Chiefs		ON INACTIVE LIST									L	7-28
11/02	Seahawks	P	0	0	0.0	0	2	2	100.0	0	2	L	14-38
11/09	Lions	P	1	1	100.0	44	1	1	100.0	0	4	L	22-44
11/16	at Dolphins	P	2	4	50.0	30	1	1	100.0	0	7	L	13-16+
			Went from **Commanders** to **49ers**.										
11/24	Panthers	P	2	2	100.0	47	2	2	100.0	0	8	W	20-9
11/30	at Browns	P	2	2	100.0	31	2	2	100.0	0	8	W	26-8
2025 TOTALS		**12**	**17**	**23**	**73.9**	**56**	**26**	**26**	**100.0**	**0**	**77**	**5-8**	

+ - Overtime

MATT GAY'S 2024 GXG REGULAR-SEASON STATISTICS (COLTS)

			FIELD GOALS				EXTRA POINTS						
DATE	OPPONENT		FGM	FGA	PCT	LG	XP	XPA	PCT	BLK	PTS	W/L	SCORE
09/08	Texans		ON INACTIVE LIST									L	27-29
09/15	at Packers	P	1	2	50.0	34	1	1	100.0	0	4	L	10-16
09/22	Bears	P	0	0	0.0	0	3	3	100.0	0	3	W	21-16
09/29	Steelers	P	2	3	66.7	35	3	3	100.0	0	9	W	27-24
10/06	at Jaguars	P	2	2	100.0	37	4	4	100.0	0	10	L	34-37
10/13	at Titans	P	2	2	100.0	26	2	2	100.0	0	8	W	20-17
10/20	Dolphins	P	3	3	100.0	52	1	1	100.0	0	10	W	16-10
10/27	at Texans	P	2	2	100.0	46	2	2	100.0	0	8	L	20-23
11/03	at Vikings	P	2	3	66.7	54	1	1	100.0	0	7	L	13-21
11/10	Bills	P	2	2	100.0	27	2	2	100.0	0	8	L	20-30
11/17	at Jets	P	3	3	100.0	56	1	1	100.0	0	10	W	28-27
11/24	Lions	P	2	2	100.0	29	0	0	0.0	0	6	L	6-24
12/01	at Patriots	P	1	1	100.0	25	2	2	100.0	0	5	W	25-24
12/15	at Broncos	P	2	2	100.0	49	1	1	100.0	0	7	L	13-31
12/22	Titans	P	1	2	50.0	31	5	5	100.0	0	8	W	38-30
12/29	at Giants	P	2	3	66.7	32	3	3	100.0	0	9	L	33-45
01/05	Jaguars	P	4	5	80.0	49	2	2	100.0	0	14	W	26-23+
2024 TOTALS		**16**	**31**	**37**	**83.8**	**56**	**33**	**33**	**100.0**	**0**	**126**	**8-9**	

+ - Overtime

MATT GAY'S 2023 GXG REGULAR-SEASON STATISTICS (COLTS)

			FIELD GOALS				EXTRA POINTS						
DATE	OPPONENT		FGM	FGA	PCT	LG	XP	XPA	PCT	BLK	PTS	W/L	SCORE
09/10	Jaguars	P	0	0	0.0	0	3	3	100.0	0	3	L	21-31
09/17	at Texans	P	1	1	100.0	42	4	4	100.0	0	7	W	31-20
09/24	at Ravens	P	5	5	100.0	54	1	1	100.0	0	16	W	22-19+
10/01	Rams	P	0	1	0.0	0	1	1	100.0	0	1	L	23-29+
10/08	Titans	P	3	3	100.0	43	2	2	100.0	0	11	W	23-16
10/15	at Jaguars	P	2	2	100.0	56	2	2	100.0	0	8	L	20-37
10/22	Browns	P	1	2	50.0	27	5	5	100.0	0	8	L	38-39
10/29	Saints	P	2	2	100.0	42	3	3	100.0	0	9	L	27-38
11/05	at Panthers	P	2	2	100.0	57	3	3	100.0	0	9	W	27-13
11/12	at Patriots	P	1	2	50.0	51	1	1	100.0	0	4	W	10-6
11/26	Buccaneers	P	2	3	66.7	46	3	3	100.0	0	9	W	27-20
12/03	at Titans	P	4	4	100.0	46	1	1	100.0	0	13	W	31-28+
12/10	at Bengals	P	0	1	0.0	0	0	1	0.0	0	0	L	14-34
12/16	Steelers	P	3	5	60.0	42	3	3	100.0	0	12	W	30-13
12/24	at Falcons	P	1	1	100.0	33	1	1	100.0	0	4	L	10-29
12/31	Raiders	P	3	3	100.0	45	2	2	100.0	0	11	W	23-20
01/06	Texans	P	3	4	75.0	52	0	0	0.0	0	9	L	19-23
2023 TOTALS		**17**	**33**	**41**	**80.5**	**57**	**35**	**36**	**97.2**	**0**	**134**	**9-8**	

+ - Overtime

MATT GAY'S 2022 GXG REGULAR-SEASON STATISTICS (RAMS)

			FIELD GOALS				EXTRA POINTS						
DATE	OPPONENT		FGM	FGA	PCT	LG	XP	XPA	PCT	BLK	PTS	W/L	SCORE
09/08	Bills	P	1	1	100.0	57	1	1	100.0	0	4	L	10-31
09/18	Falcons	P	1	1	100.0	20	4	4	100.0	0	7	W	31-27
09/25	at Cardinals	P	2	2	100.0	40	2	2	100.0	0	8	W	20-12
10/03	at 49ers	P	3	3	100.0	39	0	0	0.0	0	9	L	9-24
10/09	Cowboys	P	1	2	50.0	29	1	1	100.0	0	4	L	10-22
10/16	Panthers	P	1	1	100.0	21	3	3	100.0	0	6	W	24-10
10/30	49ers	P	0	0	0.0	0	2	2	100.0	0	2	L	14-31
11/06	at Buccaneers	P	2	2	100.0	35	1	1	100.0	0	7	L	13-16
11/13	Cardinals	P	1	1	100.0	36	2	2	100.0	0	5	L	17-27
11/20	at Saints	P	2	2	100.0	58	2	2	100.0	0	8	L	20-27
11/27	at Chiefs	P	1	1	100.0	47	1	1	100.0	0	4	L	10-26
12/04	Seahawks	P	3	3	100.0	54	2	2	100.0	0	11	L	23-27
12/08	Raiders	P	1	2	50.0	55	2	2	100.0	0	5	W	17-16
12/19	at Packers	P	2	2	100.0	55	0	1	0.0	0	6	L	12-24
12/25	Broncos	P	3	3	100.0	55	6	6	100.0	0	15	W	51-14
01/01	at Chargers	P	1	1	100.0	23	1	1	100.0	0	4	L	10-31
01/08	at Seahawks	P	3	3	100.0	45	1	1	100.0	0	10	L	16-19+
2022 TOTALS		**17**	**28**	**30**	**93.3**	**58**	**31**	**32**	**96.9**	**0**	**115**	**5-12**	

+ - Overtime

MATT GAY'S 2021 GXG REGULAR-SEASON STATISTICS (RAMS)

			FIELD GOALS				EXTRA POINTS						
DATE	**OPPONENT**		**FGM**	**FGA**	**PCT**	**LG**	**XP**	**XPA**	**PCT**	**BLK**	**PTS**	**W/L**	**SCORE**
09/12	Bears	P	2	2	100.0	53	4	4	100.0	0	10	W	34-14
09/19	at Colts	P	2	2	100.0	38	3	3	100.0	0	9	W	27-24
09/26	Buccaneers	P	2	2	100.0	48	4	4	100.0	0	10	W	34-24
10/03	Cardinals	P	2	3	66.7	42	2	2	100.0	0	8	L	20-37
10/07	at Seahawks	P	2	2	100.0	47	2	3	66.7	0	8	W	26-17
10/17	at Giants	P	1	1	100.0	32	5	5	100.0	0	8	W	38-11
10/24	Lions	P	2	2	100.0	47	2	2	100.0	0	8	W	28-19
10/31	at Texans	P	1	1	100.0	27	5	5	100.0	0	8	W	38-22
11/07	Titans	P	3	3	100.0	54	1	1	100.0	0	10	L	16-28
11/15	at 49ers	P	1	1	100.0	37	1	1	100.0	0	4	L	10-31
11/28	at Packers	P	2	2	100.0	39	2	2	100.0	0	8	L	28-36
12/05	Jaguars	P	3	3	100.0	44	4	4	100.0	0	13	W	37-7
12/13	at Cardinals	P	3	3	100.0	55	3	3	100.0	0	12	W	30-23
12/21	Seahawks	P	2	2	100.0	55	2	2	100.0	0	8	W	20-10
12/26	at Vikings	P	3	3	100.0	32	3	3	100.0	0	12	W	30-23
01/02	at Ravens	P	0	1	0.0	0	2	2	100.0	0	2	W	20-19
01/09	49ers	P	1	1	100.0	43	3	3	100.0	0	6	L	24-27+
2021 TOTALS		**17**	**32**	**34**	**94.1**	**55**	**48**	**49**	**98.0**	**0**	**144**	**12-5**	

+ - Overtime

MATT GAY'S 2020 GXG REGULAR-SEASON STATISTICS (COLTS/RAMS)

			FIELD GOALS				EXTRA POINTS						
DATE	**OPPONENT**		**FGM**	**FGA**	**PCT**	**LG**	**XP**	**XPA**	**PCT**	**BLK**	**PTS**	**W/L**	**SCORE**
09/20	Vikings					PRACTICE SQUAD						W	28-11
09/27	Jets					PRACTICE SQUAD						W	36-7
10/04	at Bears					PRACTICE SQUAD						W	19-11
10/11	at Browns					PRACTICE SQUAD						L	23-32
10/18	Bengals					PRACTICE SQUAD						W	31-27
11/01	at Lions					PRACTICE SQUAD						W	41-21
11/08	Ravens					PRACTICE SQUAD						L	10-24
11/12	at Titans					PRACTICE SQUAD						W	34-17
						Went from **Colts** to **Rams**.							
11/23	at Buccaneers	P	2	3	66.7	40	3	3	100.0	0	9	W	27-24
11/29	49ers	P	2	2	100.0	48	2	2	100.0	0	8	L	20-23
12/06	at Cardinals	P	1	2	50.0	39	5	5	100.0	0	8	W	38-28
12/10	Patriots	P	1	1	100.0	35	3	3	100.0	0	6	W	24-3
12/20	Jets	P	2	2	100.0	45	2	2	100.0	0	8	L	20-23
12/27	at Seahawks	P	3	3	100.0	51	0	0	0.0	0	9	L	9-20
01/03	Cardinals	P	3	3	100.0	34	1	1	100.0	0	10	W	18-7
2020 TOTALS		**7**	**14**	**16**	**87.5**	**51**	**16**	**16**	**100.0**	**0**	**58**	**10-5**	

MATT GAY'S 2019 GXG REGULAR-SEASON STATISTICS (BUCCANEERS)

			FIELD GOALS				EXTRA POINTS						
DATE	OPPONENT		FGM	FGA	PCT	LG	XP	XPA	PCT	BLK	PTS	W/L	SCORE
09/08	49ers	P	1	1	100.0	31	2	2	100.0	0	5	L	17-31
09/12	at Panthers	P	2	3	66.7	40	2	2	100.0	0	8	W	20-14
09/22	Giants	P	4	5	80.0	52	1	3	33.3	1	13	L	31-32
09/29	at Rams	P	2	2	100.0	58	7	7	100.0	0	13	W	55-40
10/06	at Saints	P	1	1	100.0	42	3	3	100.0	0	6	L	24-31
10/13	Panthers	P	1	1	100.0	54	1	1	100.0	0	4	L	26-37
10/27	at Titans	P	3	3	100.0	48	0	0	0.0	0	9	L	23-27
11/03	at Seahawks	P	2	3	66.7	45	4	4	100.0	0	10	L	34-40+
11/10	Cardinals	P	3	3	100.0	45	3	3	100.0	0	12	W	30-27
11/17	Saints	P	1	1	100.0	55	2	2	100.0	0	5	L	17-34
11/24	at Falcons	P	1	1	100.0	32	2	5	40.0	1	5	W	35-22
12/01	at Jaguars	P	2	2	100.0	37	2	2	100.0	0	8	W	28-11
12/08	Colts	P	1	1	100.0	44	5	5	100.0	0	8	W	38-35
12/15	at Lions	P	1	2	50.0	46	5	5	100.0	0	8	W	38-17
12/21	Texans	P	2	3	66.7	50	2	2	100.0	0	8	L	20-23
12/29	Falcons	P	0	3	0.0	0	2	2	100.0	0	2	L	22-28+
2019 TOTALS		**16**	**27**	**35**	**77.1**	**58**	**43**	**48**	**89.6**	**2**	**124**	**7-9**	

+ - Overtime

MATT GAY'S 2021 GXG POSTSEASON STATISTICS (RAMS)

			FIELD GOALS				EXTRA POINTS						
DATE	OPPONENT		FGM	FGA	PCT	LG	XP	XPA	PCT	BLK	PTS	W/L	SCORE
01/17	Cardinals	P	2	2	100.0	46	4	4	100.0	0	10	W	34-11
01/23	at Buccaneers	P	3	4	75.0	40	3	3	100.0	0	12	W	30-27
01/30	49ers	P	2	3	66.7	40	2	2	100.0	0	8	W	20-17
02/13	at Bengals	P	1	1	100.0	41	2	2	100.0	0	5	W	23-20
2021 TOTALS		**4**	**8**	**10**	**80.0**	**46**	**11**	**11**	**100.0**	**0**	**35**	**4-0**	

MATT GAY'S 2020 GXG POSTSEASON STATISTICS (RAMS)

			FIELD GOALS				EXTRA POINTS						
DATE	OPPONENT		FGM	FGA	PCT	LG	XP	XPA	PCT	BLK	PTS	W/L	SCORE
01/09	at Seahawks	P	3	3	100.0	40	3	3	100.0	0	12	W	30-20
01/16	at Packers	P	1	1	100.0	37	1	1	100.0	0	4	L	18-32
2020 TOTALS		**2**	**4**	**4**	**100.0**	**40**	**4**	**4**	**100.0**	**0**	**16**	**1-1**	



TRANSACTIONS: *Selected by Las Vegas Raiders in the third round (77th overall) of the 2024 NFL Draft, April 26, 2024.*

AT A GLANCE

- Has played in 34 games (31 starts) over his first two seasons with the Raiders (2024-25). His 31 starts since the beginning of 2024 are tied for the eighth most among players who entered the league in 2024.
- Played in 40 games with 32 starts over four seasons at Maryland (2020-23). As a senior, started 13 games at left tackle for the fourth-ranked offense in the Big Ten (387.3 yards per game) and the top-ranked passing attack (278.9 yards per game). Earned an 83.1 pass blocking grader by Pro Football Focus – the second-best grader among tackles in the Big Ten and fourth-best in the FBS.

CAREER: Right tackle enters his third season with the Raiders after initially being selected by the Silver and Black in the third round (77th overall) of the 2024 NFL Draft…Has played in all 34 games over his first two seasons in the league and started in 31 games at right tackle…His 31 starts since the start of 2024 are tied for the eighth most among players who entered the league in 2024…Last season (2025), Glaze started at right tackle in all 17 games and led the team in total offensive snaps (946)…As a rookie in 2024, played in all 17 games, starting in the final 14 games of the season at right tackle.

2026: (9/13) vs. Mia.: Started at left tackle and was part of an offensive line that allowed zero sacks, the first game with no sacks allowed by the Raiders since Week 4 of 2025 (0 vs. Chi.)...**(9/20) at LAC:** Was part of a unit that posted 305 total yards on offense, including 248 passing yards and 57 rushing yards...**(9/27) vs. NO:** Was part of a unit that posted 340 total yards, including 113 yards rushing and 227 yards passing. 340 yards is also the most by the Raiders in a game since Week 4 of 2025 (357 vs. Chi.)...**(10/4) vs. KC:** Was part of a unit that recorded 437 total net yards, a season high for the offense and the most by the Raiders in a game since Week 17 of 2022 (500 vs. SF)...Finished with 365 total passing yards, the most in a game for the Raiders since Week 17 of 2022 (365 vs. SF)...Averaged 7.0 yards per pass play and are now averaging 6.7 yards per pass play in 2026, the ninth best mark in the NFL...Allowed zero sacks in the game, the second time this season allowing no sacks. They have now allowed five total sacks in 2026, tied for the second fewest in the NFL...The Raiders have a sack differential of +7 in 2026, the best mark in the NFL...**(10/11) at NE:** Was part of a unit that recorded 306 total net yard of offense, including 268 passing yards and 38 rushing yards...**(10/18) vs. Buf.:** Was part of a unit that recorded 378 total yards of offense, including 313 net passing yards and 65 rushing yards...**(10/25) vs. LAR:** Was part of a unit that posted 308 total passing yards in the game, their third game this season with 300+ passing yards, tied for the second most of such games in the NFL this season, trailing only the Rams (4). The Raiders are averaging 269.0 passing yards per game in 2026, the fourth most in the NFL...**(11/1) at NYJ:** Was part of an offensive unit that finished with 333 total yards of offense, including 238 passing yards and 95 rushing yards...The Raiders offense set a new season-high with 38 points, their most points scored in a game since Week 15 of 2023 (63 points vs. Chargers, 12/14/2023...**(11/8) at SF:** Was part of an offensive line that allowed zero sacks in the game, the fourth game this season surrendering zero sacks, tied for the most of such games in the NFL in 2026 (San Francisco & Atlanta)...**(11/15) vs. Sea.:** Was part of an offensive unit that converted on 7-of-17 (41.2%) of third down attempts in the game and they have now converted on 43.4% of third downs in 2026, the sixth best mark in the NFL...**(11/22) at Den.:** Was part of an offensive unit that finished with 370 total yards of offense, including a season-high 143 rushing yards and 227 passing yards. The Raiders have posted 300+ yards of offense in eight games this season, tied for the fifth most of such games in the NFL. The Raiders have gained at least 300 net yards eight times in their first 11 games of the season for the first time since 2022 (11 games).

2025: Started at right tackle in all 17 games, leading the entire Raiders offense in snaps…Helped pave the way for rookie RB Ashton Jeanty to finish with 975 rushing yards, the fourth most in franchise history among players in their first 17 games…**(9/7) at NE:** Started at right tackle and was part of an offensive line that helped block for QB Geno Smith's 362 passing yards, one touchdown, one interception and a 102.8 passer rating...**(9/15) vs. LAC:** Started at right tackle...**(9/21) at Was.:** Started and was part of a unit that finished with 354 total yards of offense, including 289 passing yards and 93 rushing yards...**(9/28) vs. Chi.:** Started at right tackle and helped pave the way for 240 yards rushing, the 12th most by any team in a single game in the NFL in 2025...Helped RB Ashton Jeanty to rush 21 times for a season-high 138 yards (6.6 avg.) and one touchdown…Also part of an offensive line that allowed zero sacks…**(10/5) at Ind.:** Started at right tackle...**(10/12) vs. Ten.:** Started at right tackle…**(10/19) at KC:** Started at right tackle...**(11/2) vs. Jax:** Started and was part of a unit that finished with 331 total yards of offense, including 274 passing yards and 57 rushing yards, and scored 29 points in the game, the most in a game in 2025 and the most by the Raiders since Week 15 of 2023 (63 vs. LAC)...**(11/6) at Den.:** Started at right tackle...**(11/17) vs. Dal.:** Started at right tackle...**(11/23) vs. Cle.:** Started a right tackle...**(11/30) at LAC:** Started and was part of an offensive unit that scored a touchdown on 2-of-2 (100.0%) red zone drives in the game, the fourth game this season going 100.0% on red zone drives...**(12/7) vs. Den.:** Started and helped block for passers that completed 21-of-32 (65.6%) passes for 213 yards, two touchdowns and a 105.3 passer rating...**(12/14) at Phi.:** Started at right tackle...**(12/21) at Hou.:** Started at right tackle as part of an offensive line that paved the way for 145 rushing yards...**(12/28) vs. NYG:** Started at right tackle…**(1/4/26) vs. KC:** Started at right tackle in the season finale and helped block for 118 rushing yards.

2024: Played in all 17 games and made 14 starts at right tackle…**(9/22) vs. Car.:** Saw action at right tackle after Thayer Munford got injured in the first quarter...Was part of an offensive line that allowed time for QB Gardner Minshew II to pass for 214 yards and one touchdown...**(9/29) vs. Cle.:** Made his first career start at right tackle and helped pave the way for a season-high 152 rushing

yards...**(10/6) at Den.:** Started at right tackle and paved the way for 115 rushing yards, marking the second straight game with 100-plus rushing yards...**(10/13) vs. Pit.:** Started at right tackle and was part of an offensive line that allowed time for QB Aidan O'Connell to pass for 227 passing yards and one touchdown...**(10/20) at LAR:** Started at right tackle and helped block for 122 rushing yards…**(10/27) vs. KC:** Started at right tackle and allowed time for Minshew to complete 24-of-30 (80.0%) passes for 209 yards and two touchdowns...**(11/3) at Cin.:** Started at right tackle and helped the offense record 198 total yards...**(11/17) at Mia.:** Started at right tackle and was part of an offense that finished with 328 yards...**(11/24) vs. Den.:** Started at right tackle and helped the rushing attack average 4.3 yards per carry...**(11/29) at KC:** Started at right tackle and allowed time for O'Connell to pass for a career-high 340 yards and two touchdowns…**(12/8) at TB:** Started at right tackle and helped the offense register 286 total yards…**(12/15) at ATL:** Started at right tackle...**(12/22) vs. Jac.:** Started at right tackle and paved the way for a season-high two rushing touchdowns….**(12/29) at NO:** Started at right tackle and helped pave a way for RB Ameer Abdullah to rush 115 yards on 20 carries, recording his first career game with 100-plus rushing yards...**(1/5/25) vs. LAC:** Started at right tackle and was part of an offensive line that allowed zero sacks in the game.

COLLEGE: Played in 40 games over four seasons (2020-23) at Maryland…Started every game his final two seasons (14 at left tackle, 12 at right tackle)….In 2023, started all 13 games at left tackle and was part of an offensive line that blocked for the fourth-ranked offense (387.3 yards per game) in the Big Ten and the top-ranked passing attack (278.9 passing yards per game)…Named a Third-team All-Big Ten Conference selection…Selected for the 2024 Reese's Senior Bowl…Second-rated pass blocking tackle in the Big Ten according to Pro Football Focus with an 83.1 grade and the fourth-rated tackle in FBS…In 2022, started in all 13 games (12 at right tackle, one at left tackle) and played at both right and left tackle…Was the second highest graded pass blocking tackle in the Big Ten and seventh in the FBS with an 85.7 grade...Helped block for the fourth-ranked offense in the Big Ten, averaging 401.5 yards per game...Allowed time for Second Team All-Big Ten QB Taulia Tagovailoa to throw for 3,008 passing yards…Named Honorable Mention All-Big Ten…In 2021, appeared 13 games with six starts (four at right tackle, two at left tackle)…Blocked for an offense that set a program record for most passing yards in a season with 3,960 ... Protected Tagovailoa, who broke program records in passing yards (3,860), passing touchdowns (26), completions (328), completion percentage (69.2 percent) and 300-yard passing games (seven)…As a true freshman in 2020, saw action in one game on the offensive line.

PERSONAL: Attended West Mecklenburg High School in Charlotte, N.C. …Was named 2019 SoMECK First Team All-Conference and was a three-star prospect by 247Sports.com.

DJ GLAZE'S NFL REGULAR SEASON STATISTICS

DATE	TEAM	GP	GS
2024	Raiders	17	14
2025	Raiders	17	17
2026	Raiders	11	11
NFL TOTALS		**45**	**42**

DJ GLAZE'S 2026 GXG REGULAR-SEASON STATISTICS (RAIDERS)

DATE	OPPONENT	P/S		W/L	SCORE
09/13	Dolphins	S		W	27-13
09/20	at Chargers	S		W	26-14
09/27	at Saints	S		W	35-27
10/04	Chiefs	S		L	27-30
10/11	at Patriots	S		L	17-45
10/18	Bills	S		L	30-33
10/25	Rams	S		L	21-35
11/01	at Jets	S		W	38-33
11/08	at 49ers	S		L	17-38
11/15	Seahawks	S		L	13-21
11/22	at Broncos	S		L	24-38
2026 TOTALS		**11-11**		**4-7**	

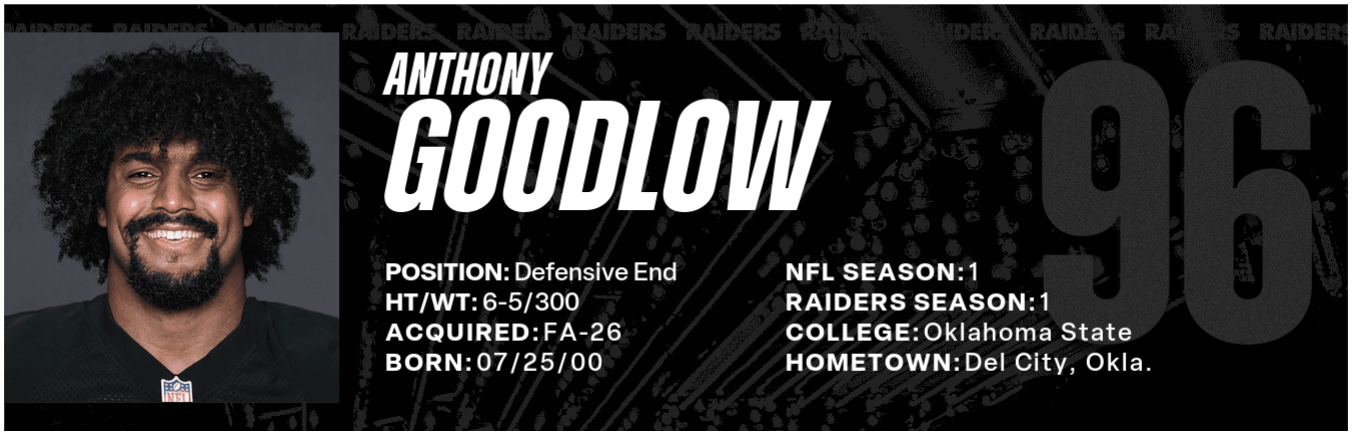

PRO CAREER

CAREER HIGHLIGHTS

Has spent time on the practice squad with the Arizona Cardinals (2024-25) and Pittsburgh Steelers (2025).

Originally entered the league as an undrafted free agent with the Los Angeles Rams following the 2024 NFL Draft.

YEAR-BY-YEAR

2025 (Cardinals/Steelers): Spent Weeks 1-12 on Arizona's practice squad, serving as a standard elevation for three games...Joined Pittsburgh's practice squad in Week 13.

2024 (Cardinals): Joined Arizona's practice squad in Week 9.

TRANSACTIONS

Signed by the Los Angeles Rams as an undrafted free agent (05/02/24)... Released by the Rams (09/06/24)... Signed by the Cardinals to the practice squad (10/30/24)..Signed a reserve/futures contract with the Cardinals (01/07/25)...Released by the Cardinals (08/26/25)... Signed by the Cardinals to the practice squad (08/27/25)...Elevated to the Cardinals active roster (09/25/25)...Elevated to the Cardinals active roster (10/05/25)...Elevated to the Cardinals active roster (10/11/25)...Released by the Cardinals (11/18/25)...Signed by the Pittsburgh Steelers to the practice squad (11/25/25)...Signed a reserve/futures contract with the Steelers (01/14/26)...Waived by the Steelers (08/31/26)...Signed by the Carolina Panthers (08/31/26).

TRANSACTIONS

Signed by the Los Angeles Rams as an undrafted free agent (5/2/24)... Released by the Rams (9/6/24)... Signed by the Cardinals to the practice squad (10/30/24)..Signed a reserve/futures contract with the Cardinals (1/7/25)...Released by the Cardinals (8/26/25)... Signed by the Cardinals to the practice squad (8/27/25)...Elevated to the Cardinals active roster (9/25/25)...Elevated to the Cardinals active roster (10/5/25)...Elevated to the Cardinals active roster (10/11/25)...Released by the Cardinals (11/18/25)...Signed by the Pittsburgh Steelers to the practice squad (11/25/25)...Signed a reserve/futures contract with the Steelers (1/14/26)...Waived by the Steelers (8/31/26)...Signed by the Carolina Panthers (8/31/26).

COLLEGE - OKLAHOMA STATE/TULSA

Spent his final collegiate season (2023) at Oklahoma State following five years (2018-22) at Tulsa, appearing in 64 career games (31 starts) and totaling 155 tackles (75 solo), 28 tackles for loss, 15 sacks, three passes defensed, one forced fumble and one fumble recovery.

During his lone season at Oklahoma State in 2023, appeared in all 14 games (nine starts) and registered 42 tackles (18 solo), seven tackles for loss and three sacks.

Earned second-team All-AAC honors in his final season (2022) at Tulsa after starting all 12 games and registering 44 tackles, eight tackles for loss, two sacks and two passes defensed.

In 2021 at Tulsa, played in 13 games (five starts) and tallied 28 tackles (13 solo), seven tackles for loss, six sacks and one fumble recovery.

Appeared in nine games (five starts) in 2020 at Tulsa, posting 32 tackles (18 solo), six tackles for loss, four sacks, one pass defensed and one forced fumble.

In 2019 at Tulsa, appeared in 12 games and recorded nine tackles (two solo).

Redshirted in 2018 at Tulsa, after appearing in two games.

2026 season
W1 Vs. Chi. (9/13): Practice Squad.

W2 At Atl. (9/20): Practice Squad.

W3 At Cle. (9/27): Practice Squad.

W4 Vs. Det. (10/4): Practice Squad.

personal
Attended Del City (Okla.) High School, where he was a three-year starter at safety, linebacker and defensive end.
As a senior in 2017, was named the District Player of the Year after recording 105 tackles, 30 tackles for loss, 19 sacks, three passes defensed and three forced fumbles.
As a junior in 2016, posted 70 tackles, four forced fumbles and three interceptions at safety.
Majored in organizational studies.

ANTHONY GOODLOW'S NFL REGULAR SEASON DEFENSIVE STATISTICS

				TACKLES								INTERCEPTIONS					O. FUMB				ST					MISC	
DATE	TEAM	GP	GS	TK	S	A	TFL	YDS	SK	YDS	QBH	NO	YDS	LG	TD	PD	FF	FR	TD	YDS	TK	S	A	FF	FR	S	A
2024	Cardinals	0	0	0	0	0	0	0	0.0	0.0	0	0	0	0	0	0	0	0	0	0	0	0	0	0	0	0	0
2025	Cardinals	3	0	3	1	2	1	5	0.0	0.0	1	0	0	0	0	0	0	0	0	0	0	0	0	0	0	0	0
2025	Steelers	0	0	0	0	0	0	0	0.0	0.0	0	0	0	0	0	0	0	0	0	0	0	0	0	0	0	0	0
2025	TOTAL	3	0	3	1	2	1	5	0.0	0.0	1	0	0	0	0	0	0	0	0	0	0	0	0	0	0	0	0
2026	Steelers	0	0	0	0	0	0	0	0.0	0.0	0	0	0	0	0	0	0	0	0	0	0	0	0	0	0	0	0
2026	Panthers	0	0	0	0	0	0	0	0.0	0.0	0	0	0	0	0	0	0	0	0	0	0	0	0	0	0	0	0
2026	TOTAL	0	0	0	0	0	0	0	0.0	0.0	0	0	0	0	0	0	0	0	0	0	0	0	0	0	0	0	0
NFL TOTALS		**3**	**0**	**3**	**1**	**2**	**1**	**5**	**0.0**	**0.0**	**1**	**0**	**0**	**0**	**0**	**0**	**0**	**0**	**0**	**0**	**0**	**0**	**0**	**0**	**0**	**0**	**0**

ANTHONY GOODLOW'S NFL POSTSEASON DEFENSIVE STATISTICS

				TACKLES								INTERCEPTIONS					O. FUMB				ST					MISC	
DATE	TEAM	GP	GS	TK	S	A	TFL	YDS	SK	YDS	QBH	NO	YDS	LG	TD	PD	FF	FR	TD	YDS	TK	S	A	FF	FR	S	A
2025	Steelers	0	0	0	0	0	0	0	0.0	0.0	0	0	0	0	0	0	0	0	0	0	0	0	0	0	0	0	0
NFL TOTALS		**0**	**0**	**0**	**0**	**0**	**0**	**0**	**0.0**	**0.0**	**0**	**0**	**0**	**0**	**0**	**0**	**0**	**0**	**0**	**0**	**0**	**0**	**0**	**0**	**0**	**0**	**0**

ANTHONY GOODLOW'S 2026 GXG REGULAR-SEASON STATISTICS (PANTHERS)

			TACKLES								INTERCEPTIONS					O. FUMB				ST					MISC			
DATE	OPPONENT	P/S	TK	S	A	SK	YDS	TFL	YDS	QBH	NO	YDS	LG	TD	PD	FF	FR	TD	YDS	TK	S	A	FF	FR	S	A	W/L	SCORE
11/08	Broncos		NOT ON ROSTER																								L	21-26
2026 TOTALS			**0**	**0**	**0**	**0.0**	**0.0**	**0**	**0**	**0**	**0**	**0**	**0**	**0**	**0**	**0**	**0**	**0**	**0**	**0**	**0**	**0**	**0**	**0**	**0**	**0**	**0-1**	

ANTHONY GOODLOW'S 2025 GXG REGULAR-SEASON STATISTICS (CARDINALS/STEELERS)

			TACKLES								INTERCEPTIONS					O. FUMB				ST					MISC			
DATE	OPPONENT	P/S	TK	S	A	SK	YDS	TFL	YDS	QBH	NO	YDS	LG	TD	PD	FF	FR	TD	YDS	TK	S	A	FF	FR	S	A	W/L	SCORE
09/07	at Saints		PRACTICE SQUAD																								W	20-13
09/14	Panthers		PRACTICE SQUAD																								W	27-22
09/21	at 49ers	P	1	0	1	0.0	0.0	0	0	0	0	0	0	0	0	0	0	0	0	0	0	0	0	0	0	0	L	15-16
09/25	Seahawks	P	2	1	1	0.0	0.0	1	5	0	0	0	0	0	0	0	0	0	0	0	0	0	0	0	0	0	L	20-23
10/05	Titans		PRACTICE SQUAD																								L	21-22
10/12	at Colts	P	0	0	0	0.0	0.0	0	0	1	0	0	0	0	0	0	0	0	0	0	0	0	0	0	0	0	L	27-31
10/19	Packers		PRACTICE SQUAD																								L	23-27
11/03	at Cowboys		PRACTICE SQUAD																								W	27-17
11/09	at Seahawks		PRACTICE SQUAD																								L	22-44
11/16	49ers		PRACTICE SQUAD																								L	22-41
11/23	Jaguars		NOT ON ROSTER																								L	24-27+
			Went from **Cardinals** to **Steelers**.																									
11/30	Bills		PRACTICE SQUAD																								L	7-26
12/07	at Ravens		PRACTICE SQUAD																								W	27-22
12/15	Dolphins		PRACTICE SQUAD																								W	28-15
12/21	at Lions		PRACTICE SQUAD																								W	29-24
12/28	at Browns		PRACTICE SQUAD																								L	6-13
01/04	Ravens		PRACTICE SQUAD																								W	26-24
2025 TOTALS		**3-0**	**3**	**1**	**2**	**0.0**	**0.0**	**1**	**5**	**1**	**0**	**0**	**0**	**0**	**0**	**0**	**0**	**0**	**0**	**0**	**0**	**0**	**0**	**0**	**0**	**0**	**7-10**	

+ - Overtime

ANTHONY GOODLOW'S 2024 GXG REGULAR-SEASON STATISTICS (CARDINALS)

			TACKLES								INTERCEPTIONS					O. FUMB				ST					MISC			
DATE	OPPONENT	P/S	TK	S	A	SK	YDS	TFL	YDS	QBH	NO	YDS	LG	TD	PD	FF	FR	TD	YDS	TK	S	A	FF	FR	S	A	W/L	SCORE
09/15	Rams		NOT ON ROSTER																								W	41-10
09/22	Lions		NOT ON ROSTER																								L	13-20
09/29	Commanders		NOT ON ROSTER																								L	14-42
10/06	at 49ers		NOT ON ROSTER																								W	24-23
10/13	at Packers		NOT ON ROSTER																								L	13-34
10/21	Chargers		NOT ON ROSTER																								W	17-15
10/27	at Dolphins		NOT ON ROSTER																								W	28-27
11/03	Bears		PRACTICE SQUAD																								W	29-9
11/10	Jets		PRACTICE SQUAD																								W	31-6
11/24	at Seahawks		PRACTICE SQUAD																								L	6-16
12/01	at Vikings		PRACTICE SQUAD																								L	22-23
12/08	Seahawks		PRACTICE SQUAD																								L	18-30
12/15	Patriots		PRACTICE SQUAD																								W	30-17
12/22	at Panthers		PRACTICE SQUAD																								L	30-36+
12/28	at Rams		PRACTICE SQUAD																								L	9-13
01/05	49ers		PRACTICE SQUAD																								W	47-24
2024 TOTALS			**0**	**0**	**0**	**0.0**	**0.0**	**0**	**0**	**0**	**0**	**0**	**0**	**0**	**0**	**0**	**0**	**0**	**0**	**0**	**0**	**0**	**0**	**0**	**0**	**0**	**8-8**	

+ - Overtime

ANTHONY GOODLOW'S 2025 GXG POSTSEASON STATISTICS (STEELERS)

			TACKLES								INTERCEPTIONS					O. FUMB				ST					MISC			
DATE	OPPONENT	P/S	TK	S	A	SK	YDS	TFL	YDS	QBH	NO	YDS	LG	TD	PD	FF	FR	TD	YDS	TK	S	A	FF	FR	S	A	W/L	SCORE
01/12	Texans		PRACTICE SQUAD																								L	6-30
2025 TOTALS			**0**	**0**	**0**	**0.0**	**0.0**	**0**	**0**	**0**	**0**	**0**	**0**	**0**	**0**	**0**	**0**	**0**	**0**	**0**	**0**	**0**	**0**	**0**	**0**	**0**	**0-1**	



TRANSACTIONS: *Selected by Las Vegas Raiders in the third round (99th overall) of the 2025 NFL Draft, April 25, 2025.*

AT A GLANCE
- As a rookie, appeared in nine games with one start and also saw action on special teams.
- Played in 50 career games (41 starts) over five seasons (2020-24) at William & Mary, allowing only four sacks in his career (according to PFF).
- Two-time first team AP FCS All-American (2023, 2024), three-time first team All-Coastal Athletic Association (2022, 2023, 2024).

2026: (9/13) vs. Mia.: Saw action on special teams...**(9/20) at LAC:** Saw action on special teams...**(9/27) at NO:** Saw action on special teams...**(10/4) vs. KC:** Saw action on special teams...**(10/11) at NE:** Saw action on special teams...**(10/18) vs. Buf.:** Saw action on special teams...**(10/25) vs. LAR:** Saw action on special teams...**(11/1) at NYJ:** Saw action on special teams...**(11/8) at SF:** Saw action on special teams...**(11/15) at Sea.:** Saw action on special teams...**(11/22) at Den.:** Saw action on special teams.

2025: Played in nine games with one start and also saw action on special teams…Inactive or did not play in eight games…**(9/7) at NE:** Inactive...**(9/15) vs. LAC:** Inactive...**(9/21) at Was.:** Inactive...**(9/28) vs. Chi.:** Inactive...**(10/5) at Ind.:** Made NFL debut and saw action on special teams...**(10/12) vs. Ten.:** Active but did not play...**(10/19) at KC:** Appeared on offense...**(11/2) vs. Jax.:** Active but did not see action...**(11/6) at Den.:** Saw action on special teams...**(11/17) vs. Dal.:** Active but did not play...**(11/23) vs. Cle.:** Appeared on special teams...**(11/30) at LAC:** Appeared on special teams...**(12/7) vs. Den.:** Active but did not see action...**(12/14) at Phi.:** Appeared on offense...**(12/21) at Hou.:** Appeared on offense...**(12/28) vs. NYG:** Appeared on offense and special teams…**(1/4/26) vs. KC:** Made first career start and helped the offense rush for 118 yards, including 87 yards from RB Ashton Jeanty.

COLLEGE: Spent five seasons (2020-24) at William & Mary, playing in 50 career games with 41 starts…Saw action in 1,108 pass block snaps in his career, allowing only four sacks (PFF)…Two-time First Team AP FCS All-American (2023, 2024) and three-time First Team All-Coastal Athletic Association (2022, 2023, 2024)…As a senior in 2024, started in all 12 games at left tackle and allowed only two sacks in 347 pass block snaps (PFF), earning consensus All-American honors…Helped W&M rank fourth nationally in rushing (232.8) and 24th in total offense (413.2)…In 2023, started all 11 games at left tackle and helped W&M's offense rank 13th nationally in rushing (196.9)…Allowed just one sack in 334 pass blocking snaps and finished the season with 40 pancakes, earning an All-CAA First Team selection and a Virginia Sports Information Directors (VaSID) All-State First Team selection…In 2022, started all 13 games at left tackle, helping W&M rank third nationally in rushing (265.8) and fourth in sacks allowed per game (0.77)…Allowed zero sacks in 310 pass blocking snaps…In 2021, saw action in all 11 games and made five starts at left tackle…Allowed just one sack in 127 pass blocking snaps…In 2020, played in all three games as a reserve tackle in the team's spring season.

PERSONAL: Attended Churchland High School in Portsmouth, Va., where he was a First Team 4A All-Eastern Region selection as a senior in 2019…Also an all-state wrestler…Donated bone marrow for a 29-year-old with Hodgkin's lymphoma during William & Mary's "Be The Match" drive in the spring of 2023.

CHARLES GRANT'S NFL REGULAR SEASON STATISTICS

DATE	TEAM	GP	GS
2025	Raiders	9	1
2026	Raiders	11	0
NFL TOTALS		**20**	**1**

CHARLES GRANT'S 2026 GXG REGULAR-SEASON STATISTICS (RAIDERS)

DATE	OPPONENT	P/S		W/L	SCORE
09/13	Dolphins	P		W	27-13
09/20	at Chargers	P		W	26-14
09/27	at Saints	P		W	35-27
10/04	Chiefs	P		L	27-30
10/11	at Patriots	P		L	17-45
10/18	Bills	P		L	30-33
10/25	Rams	P		L	21-35
11/01	at Jets	P		W	38-33
11/08	at 49ers	P		L	17-38
11/15	Seahawks	P		L	13-21
11/22	at Broncos	P		L	24-38
2026 TOTALS		**11-0**		**4-7**	

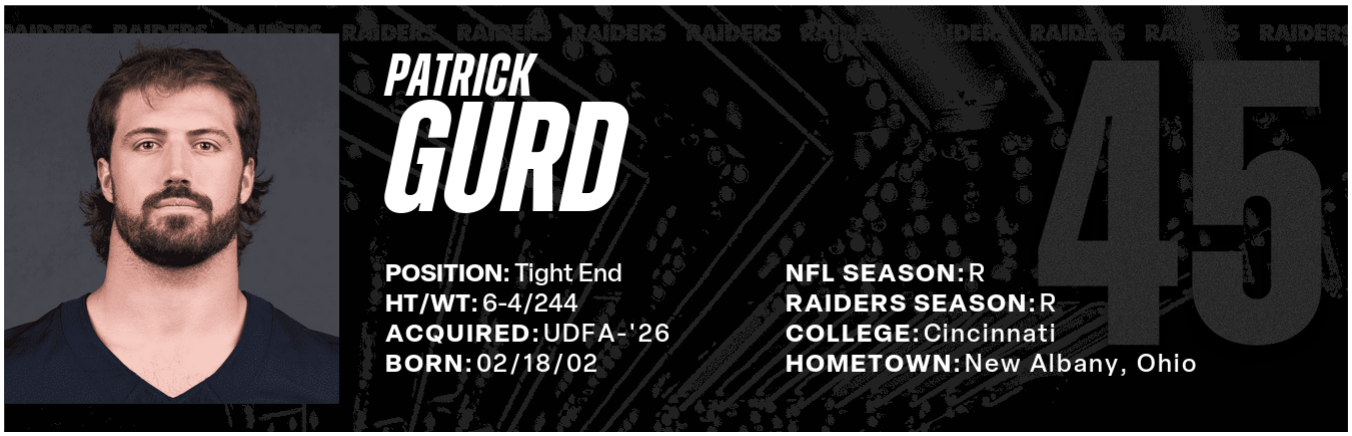

Signed by Las Vegas Raiders as an undrafted free agent, May 2, 2026…Played one season at Cincinnati (2025) after five seasons at Ohio State (2020-24)…**CINCINNATI: 2025:** Played in 12 games with two starts...Primarily a blocking tight end, recorded three catches for 46 yards…Caught one pass for six yards against Nebraska…Posted one reception for 17 yards against Northwestern State…Made one catch for a season-long 23 yards against Navy in the Liberty Bowl…**OHIO STATE:** Spent five seasons at Ohio State, appearing in 27 games…Four-time OSU Scholar-Athlete and three-time Academic All-Big 10…**2024:** Played in 14 games for the National Championship-winning Buckeyes and recorded one catch for six yards…Caught one pass for six yards against Western Michigan…Logged snaps in three of OSU's College Football Playoff games, including the final against Notre Dame…**2023:** Appeared in eight games and posted one reception for nine yards…Made his first career reception for nine yards at Minnesota…**2022:** Saw action in three games against Toledo, Wisconsin and Rutgers…**2021:** Appeared in one game against Akron…**2020:** Played in one contest against Nebraska…**PERSONAL:** Starred at New Albany (Ohio) High School, playing tight end, outside linebacker, and defensive end…Earned first-team All-OCC and Academic All-Ohio honors…Collected 42 tackles, 3.5 sacks, eight tackles-for-loss, two forced fumbles and one fumble recovery during his senior season…Also played lacrosse and was an all-conference defender as both a sophomore and junior.

PATRICK GURD'S NFL REGULAR SEASON RUSHING/RECEIVING STATISTICS

				RECEIVING					RUSHING				
DATE	TEAM	GP	GS	NO.	YDS.	AVG.	LG	TD	NO.	YDS.	AVG.	LG	TD
2026	Raiders	0	0	0	0	0.0	0	0	0	0	0.0	0	0
NFL TOTALS		**0**	**0**	**0**	**0**	**0.0**	**0**	**0**	**0**	**0**	**0.0**	**0**	**0**

PATRICK GURD'S NFL REGULAR SEASON RETURN STATISTICS

		KICKOFF RETURNS					PUNT RETURNS					
DATE	TEAM	RET.	YDS.	AVG.	LG	TD	NO.	FC	YDS.	AVG.	LG	TD
2026	Raiders	0	0	0.0	0	0	0	0	0	0.0	0	0
NFL TOTALS		**0**	**0**	**0.0**	**0**	**0**	**0**	**0**	**0**	**0.0**	**0**	**0**

PATRICK GURD'S 2026 GXG REGULAR-SEASON STATISTICS (RAIDERS)

			RECEIVING					RUSHING						
DATE	OPPONENT	P/S	NO.	YDS.	AVG.	LG	TD	NO.	YDS.	AVG.	LG	TD	W/L	SCORE
09/13	Dolphins		PRACTICE SQUAD										W	27-13
09/20	at Chargers		PRACTICE SQUAD										W	26-14
09/27	at Saints		PRACTICE SQUAD										W	35-27
10/04	Chiefs		PRACTICE SQUAD										L	27-30
10/11	at Patriots		PRACTICE SQUAD										L	17-45
10/18	Bills		PRACTICE SQUAD										L	30-33
10/25	Rams		PRACTICE SQUAD										L	21-35
11/01	at Jets		PRACTICE SQUAD										W	38-33
11/08	at 49ers		PRACTICE SQUAD										L	17-38
11/15	Seahawks		PRACTICE SQUAD										L	13-21
11/22	at Broncos		PRACTICE SQUAD										L	24-38
2026 TOTALS		**0-0**	**0**	**0**	**0.0**	**0**	**0**	**0**	**0**	**0.0**	**0**	**0**	**4-7**	

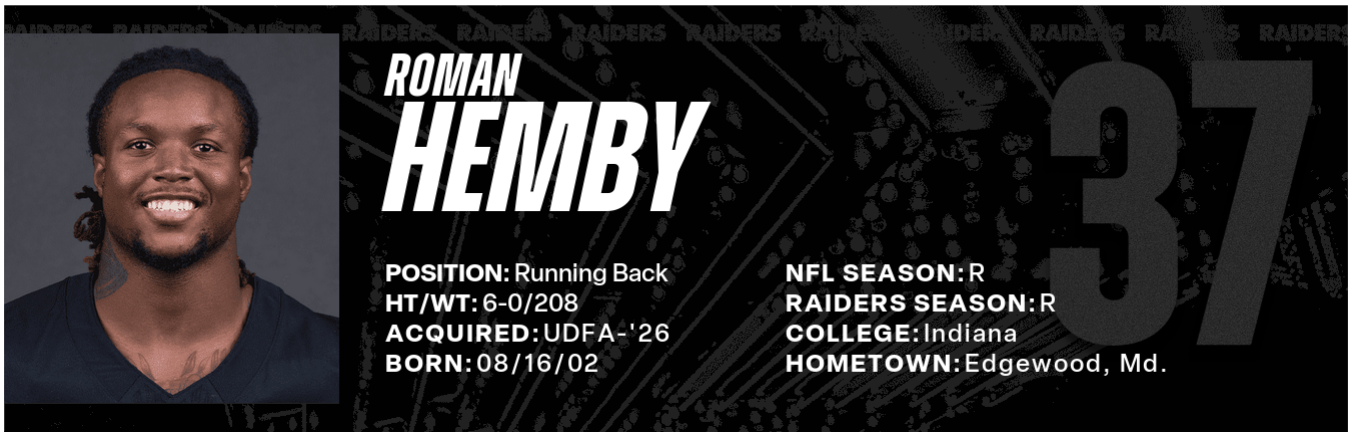

(10/11) at NE: Inactive.

Signed by Las Vegas Raiders as an undrafted free agent, April 30, 2026…Played his final season at Indiana (2025) after four years at Maryland (2021-24)…Finished career with 4,840 all-purpose yards (3,467 rushing, 1,086 receiving, 287 kickoff return)…Scored 34 career touchdowns (29 rushing, 5 receiving)...Posted nine career 100-yard rushing games (2, 2025; 1, 2024; 2, 2023; 4, 2022)...Had seven career multi-touchdown games (3, 2022; 1, 2023; 1, 2024; 2, 2025)…**INDIANA:** As a redshirt senior, started all 16 games and rushed for 1,120 yards and seven TDs on 230 carries…Added 17 receptions for 165 yards and nine kickoff returns for 203 yards…**2025:** Made Indiana debut in a start against Old Dominion and rushed 23 times for 111 yards…Also caught one pass for nine yards and returned one kickoff for 28 yards...Rushed nine times for 64 yards and caught one pass for 25 yards against Kennesaw State…Ran for 25 yards on four carries against Indiana State…Totaled 102 all-purpose yards against Illinois (65 rushing and 37 receiving)…Rushed 15 times for 86 yards and caught one pass for five yards at Iowa…Rushed for 70 yards on 19 carries with two touchdowns at Oregon...Also caught two passes for 25 yards…Carried six times for 11 yards and hauled in two passes for 19 yards against Michigan State...Rushed for 81 yards on 17 carries with two touchdowns against UCLA... Added one reception for 11 yards and one kickoff return for 24 yards...Totaled 163 all-purpose yards at Maryland...Carried a game-high 18 times for 88 yards and one touchdown...Also caught one pass for 13 yards and returned three kickoffs for 62 yards...Gained 75 all-purpose yards at Penn State…Carried 14 times for 58 yards and had one reception for eight yards against Wisconsin…Rushed 12 times for 152 yards and one touchdown at Purdue…Rushed for 52 yards on 13 carries against Ohio State... Carried 18 times for 89 yards and one touchdown against Alabama…Carried 17 times for 53 yards against Oregon…Rushed 19 times for 60 yards and caught two passes for five yards against Miami…Earned third-team All-Big Ten from the conference media and honorable mention from the coaches…Named Paul Hornung Award National Player of the Week against UCLA in Week 9 and at Maryland in Week 10…**MARYLAND:** Played in 42 games with 39 starts over four seasons at Maryland…**2024:** As a junior, started all 12 games and carried 134 times for 607 yards and six TDs…Added 40 catches for 273 yards and one TD…**2023:** As a sophomore, started all 13 games and rushed 142 times for 680 yards and four TDs…Added 38 receptions for 349 yards and three TDs…Earned All-Big Ten honorable mention from the conference coaches…**2022:** As a redshirt freshman, started 13 games and rushed 188 times for 989 yards (5.3 avg.) and 10 touchdowns, while adding 33 catches for 298 yards and one score…Finished third among all FBS freshman in scrimmage yards (1,287) and had the second-most rushing touchdowns by a Maryland freshman in program history…Registered career highs in rush attempts (24) and rushing yards (179) and tied a season-high with three rushing touchdowns against Northwestern, earning Big Ten Freshman of the Week…**2021:** Appeared in four games and totaled 17 rushes for 71 yards and two touchdowns…In first career game, rushed 12 times for 45 yards with one touchdown against Howard…**PERSONAL:** Attended The John Carroll School in Bel Air, Md. …Tallied 1,543 rushing yards and 18 touchdowns in addition to 568 receiving yards and seven receiving touchdowns over two seasons…Named 2019 First Team All-MIAA...Earned two-time All-County honors.

ROMAN HEMBY'S NFL REGULAR SEASON RUSHING/RECEIVING STATISTICS

				RUSHING					RECEIVING				
DATE	TEAM	GP	GS	NO.	YDS.	AVG.	LG	TD	NO.	YDS.	AVG.	LG	TD
2026	Raiders	0	0	0	0	0.0	0	0	0	0	0.0	0	0
NFL TOTALS		**0**	**0**	**0**	**0**	**0.0**	**0**	**0**	**0**	**0**	**0.0**	**0**	**0**

ROMAN HEMBY'S NFL REGULAR SEASON RETURN STATISTICS

		KICKOFF RETURNS					PUNT RETURNS					
DATE	TEAM	RET.	YDS.	AVG.	LG	TD	NO.	FC	YDS.	AVG.	LG	TD
2026	Raiders	0	0	0.0	0	0	0	0	0	0.0	0	0
NFL TOTALS		**0**	**0**	**0.0**	**0**	**0**	**0**	**0**	**0**	**0.0**	**0**	**0**

ROMAN HEMBY'S 2026 GXG REGULAR-SEASON STATISTICS (RAIDERS)

			RUSHING					RECEIVING						
DATE	**OPPONENT**	**P/S**	**NO.**	**YDS.**	**AVG.**	**LG**	**TD**	**NO.**	**YDS.**	**AVG.**	**LG**	**TD**	**W/L**	**SCORE**
09/13	Dolphins						PRACTICE SQUAD						W	27-13
09/20	at Chargers						PRACTICE SQUAD						W	26-14
09/27	at Saints						PRACTICE SQUAD						W	35-27
10/04	Chiefs						PRACTICE SQUAD						L	27-30
10/11	at Patriots						PRACTICE SQUAD						L	17-45
10/18	Bills						PRACTICE SQUAD						L	30-33
10/25	Rams						PRACTICE SQUAD						L	21-35
11/01	at Jets						PRACTICE SQUAD						W	38-33
11/08	at 49ers						PRACTICE SQUAD						L	17-38
11/15	Seahawks						PRACTICE SQUAD						L	13-21
11/22	at Broncos						PRACTICE SQUAD						L	24-38
2026 TOTALS		**0-0**	**0**	**0**	**0.0**	**0**	**0**	**0**	**0**	**0.0**	**0**	**0**	**4-7**	



TRANSACTIONS: *Selected by Las Vegas Raiders in the fourth round (135th overall) of the 2025 NFL Draft, April 26, 2025.*

AT A GLANCE
- As an NFL rookie, he recorded 4.0 sacks which are tied for the third most sacks by a rookie interior defensive lineman in Raiders history, and the most sacks by a Raiders rookie since Maxx Crosby in 2019.
- Appeared in 61 games with 28 starts over five seasons (2020-24) at South Carolina, tying the school record for most games played. Registered 112 tackles, 17.5 tackles for loss, 9.5 sacks, 11 passes defensed, 19 quarterback hits, two forced fumbles, six fumble recoveries and two touchdowns over his collegiate career.
- As a fifth-year senior in 2024, posted 25 tackles, 4.0 sacks, four tackles for loss, one pass defensed, six QB hits, one forced fumble and two fumble recoveries (tied for the 4th most in the SEC).

2026: (9/13) vs. Mia.: Started at defensive tackle and finished with four tackles and one pass defensed...**(9/20) at LAC:** Posted three assisted tackles on defense and added one quarterback hit and one pass defensed...**(9/27) at NO:** Finished three tackles and one tackle for loss...**(10/4) vs. KC:** Recorded three tackles (one), one quarterback hit and one pass defensed...**(10/11) at NE:** Recorded one assisted tackle before leaving the game with a neck injury...**(10/18) vs. Buf.:** Inactive...**(10/25) vs. LAR:** Finished with one solo tackle, 1.0 sack, one tackle for loss and one quarterback hit...Notched his first sack and reached 5.0 sacks through 15 career games, tied with Chester McGlockton (5.0) for the second most in Raiders history by a DT through the first 15 games of his career - trailing only Roderick Coleman (6.0)...**(11/1) at NYJ:** Saw action on defense and special teams...**(11/8) at SF:** Posted two tackles (one)...**(11/15) vs. Sea.:** Finished with two tackles (one) and added one quarterback hit...**(11/22) at Den.:** Inactive.

2025: Played in nine games and totaled nine tackles (eight solo), 4.0 sacks, five tackles for loss, one pass defensed and one fumble recovery…**(9/7) at NE:** Saw action on defense and special teams...**(9/15) vs. LAC:** Inactive...**(9/21) at Was.:** Inactive...**(9/28) vs. Chi.:** Inactive...**(10/5) at Ind.:** Appeared on defense...**(10/12) vs. Ten.:** Inactive...**(10/19) at KC:** Inactive...**(11/2) vs. Jax.:** Inactive...**(11/6) at Den.:** Posted one tackle...**(11/17) vs. Dal.:** Recorded a fumble recovery, the first of his career...**(11/23) vs. Cle.:** Inactive...**(11/30) at LAC:** Inactive...**(12/7) vs. Den.:** Finished with one tackle, 1.0 sack, one tackle for loss and one quarterback hit...**(12/14) at Phi.:** Posted one tackle...**(12/21) at Hou.:** Tallied two tackles, one tackle for loss and one quarterback hit...**(12/28) vs. NYG:** Recorded two tackles, one tackle for loss, one quarterback hit, one pass defensed and 1.0 sack...Became one of just 20 players in Raiders history to record multiple sacks in his first eight career games...**(1/4/26) vs. KC:** Registered two tackles, two tackles for loss, three quarterback hits, and 2.0 sacks...Became just the third rookie interior defensive linemen in Raiders history to record 2.0+ sacks in a game.

COLLEGE: Played in 61 games with 28 starts over five seasons (2020-24) at South Carolina, tying the school record for most games played…Amassed 112 tackles, 17.5 tackles for loss, 9.5 sacks, 11 passes defensed, 19 quarterback hits, two forced fumbles, six fumble recoveries and two touchdowns over his collegiate career…Also scored two touchdowns and converted a two-point conversion…As a fifth-Year Senior in 2024, played in all 13 games with 11 starts and posted 25 tackles, 4.0 sacks, four tackles for loss, one pass defensed, six QB hits, one forced fumble and two fumble recoveries (tied for the 4th most in the SEC)…As a senior in 2023, appeared in all 12 games with five starts and recorded 32 tackles, 4.5 tackles for loss, 1.5 sacks, seven passes defensed, six quarterback hits and two fumble recoveries – the most in the SEC…Added a rushing touchdown from two yards out…In his junior year in 2022, played in all 13 games with nine starts and logged 33 tackles, 8.0 tackles for loss (second on team), 4.0 sacks (first on team), six QB hits, one pass defensed and two fumble recoveries…As a sophomore in 2021, played in all 13 games and finished with six total tackles…Saw action in all 10 games and made three starts at defensive end as a true freshman in 2020, finishing with 16 tackles, one tackle for loss, one fumble recovery and two passes defensed.

PERSONAL: Attended Conway (S.C.) High School where he played on offense as a tight end, defense as a defensive lineman and special teams as the punter…On defense, recorded 92 tackles including 24.0 tackles for loss and 4.0 sacks…Lettered in football, basketball and baseball…Was a two-time Region VI-5A Player of the Year on the basketball team.

SINGLE-GAME HIGHS: TACKLES: Total – 2, three times; last: 1/4/26 vs. KC. Solo – 2, three times; last: 1/4/26 vs. KC. Sacks – 2.0, 1/4/26 vs. KC. Passes Defensed – 1, 12/28/25 vs. NYG. Fumbles Recovered – 1, 11/17/25 vs. Dal.

TONKA HEMINGWAY'S NFL REGULAR SEASON DEFENSIVE STATISTICS

				TACKLES								INTERCEPTIONS					O. FUMB				ST					MISC	
DATE	TEAM	GP	GS	TK	S	A	TFL	YDS	SK	YDS	QBH	NO	YDS	LG	TD	PD	FF	FR	TD	YDS	TK	S	A	FF	FR	S	A
2025	Raiders	9	0	9	8	1	5	34	4.0	30.0	6	0	0	0	0	1	0	1	0	0	0	0	0	0	0	0	0
2026	Raiders	9	5	19	6	13	2	9	1.0	8.0	4	0	0	0	0	3	0	0	0	0	0	0	0	0	0	0	0
NFL TOTALS		**18**	**5**	**28**	**14**	**14**	**7**	**43**	**5.0**	**38.0**	**10**	**0**	**0**	**0**	**0**	**4**	**0**	**1**	**0**	**0**	**0**	**0**	**0**	**0**	**0**	**0**	**0**

TONKA HEMINGWAY'S 2026 GXG REGULAR-SEASON STATISTICS (RAIDERS)

			TACKLES								INTERCEPTIONS					O. FUMB				ST					MISC			
DATE	OPPONENT	P/S	TK	S	A	SK	YDS	TFL	YDS	QBH	NO	YDS	LG	TD	PD	FF	FR	TD	YDS	TK	S	A	FF	FR	S	A	W/L	SCORE
09/13	Dolphins	S	4	1	3	0.0	0.0	0	0	0	0	0	0	0	1	0	0	0	0	0	0	0	0	0	0	0	W	27-13
09/20	at Chargers	S	3	0	3	0.0	0.0	0	0	1	0	0	0	0	1	0	0	0	0	0	0	0	0	0	0	0	W	26-14
09/27	at Saints	S	3	1	2	0.0	0.0	1	1	0	0	0	0	0	0	0	0	0	0	0	0	0	0	0	0	0	W	35-27
10/04	Chiefs	S	3	1	2	0.0	0.0	0	0	1	0	0	0	0	1	0	0	0	0	0	0	0	0	0	0	0	L	27-30
10/11	at Patriots	S	1	0	1	0.0	0.0	0	0	0	0	0	0	0	0	0	0	0	0	0	0	0	0	0	0	0	L	17-45
10/18	Bills		ON INACTIVE LIST																								L	30-33
10/25	Rams	P	1	1	0	1.0	8.0	1	8	1	0	0	0	0	0	0	0	0	0	0	0	0	0	0	0	0	L	21-35
11/01	at Jets	P	0	0	0	0.0	0.0	0	0	0	0	0	0	0	0	0	0	0	0	0	0	0	0	0	0	0	W	38-33
11/08	at 49ers	P	2	1	1	0.0	0.0	0	0	0	0	0	0	0	0	0	0	0	0	0	0	0	0	0	0	0	L	17-38
11/15	Seahawks	P	2	1	1	0.0	0.0	0	0	1	0	0	0	0	0	0	0	0	0	0	0	0	0	0	0	0	L	13-21
11/22	at Broncos		ON INACTIVE LIST																								L	24-38
2026 TOTALS		**9-5**	**19**	**6**	**13**	**1.0**	**8.0**	**2**	**9**	**4**	**0**	**0**	**0**	**0**	**3**	**0**	**0**	**0**	**0**	**0**	**0**	**0**	**0**	**0**	**0**	**0**	**4-7**	

TONKA HEMINGWAY'S 2025 GXG REGULAR-SEASON STATISTICS (RAIDERS)

			TACKLES								INTERCEPTIONS					O. FUMB				ST					MISC			
DATE	OPPONENT	P/S	TK	S	A	SK	YDS	TFL	YDS	QBH	NO	YDS	LG	TD	PD	FF	FR	TD	YDS	TK	S	A	FF	FR	S	A	W/L	SCORE
09/07	at Patriots	P	0	0	0	0.0	0.0	0	0	0	0	0	0	0	0	0	0	0	0	0	0	0	0	0	0	0	W	20-13
09/15	Chargers		ON INACTIVE LIST																								L	9-20
09/21	at Commanders		ON INACTIVE LIST																								L	24-41
09/28	Bears		ON INACTIVE LIST																								L	24-25
10/05	at Colts	P	0	0	0	0.0	0.0	0	0	0	0	0	0	0	0	0	0	0	0	0	0	0	0	0	0	0	L	6-40
10/12	Titans		ON INACTIVE LIST																								W	20-10
10/19	at Chiefs		ON INACTIVE LIST																								L	0-31
11/02	Jaguars		ON INACTIVE LIST																								L	29-30+
11/06	at Broncos	P	1	1	0	0.0	0.0	0	0	0	0	0	0	0	0	0	0	0	0	0	0	0	0	0	0	0	L	7-10
11/17	Cowboys	P	0	0	0	0.0	0.0	0	0	0	0	0	0	0	0	0	1	0	0	0	0	0	0	0	0	0	L	16-33
11/23	Browns		ON INACTIVE LIST																								L	10-24
11/30	at Chargers		ON INACTIVE LIST																								L	14-31
12/07	Broncos	P	1	1	0	1.0	3.0	1	3	1	0	0	0	0	0	0	0	0	0	0	0	0	0	0	0	0	L	17-24
12/14	at Eagles	P	1	0	1	0.0	0.0	0	0	0	0	0	0	0	0	0	0	0	0	0	0	0	0	0	0	0	L	0-31
12/21	at Texans	P	2	2	0	0.0	0.0	1	4	1	0	0	0	0	0	0	0	0	0	0	0	0	0	0	0	0	L	21-23
12/28	Giants	P	2	2	0	1.0	14.0	1	14	1	0	0	0	0	1	0	0	0	0	0	0	0	0	0	0	0	L	10-34
01/04	Chiefs	P	2	2	0	2.0	13.0	2	13	3	0	0	0	0	0	0	0	0	0	0	0	0	0	0	0	0	W	14-12
2025 TOTALS		**9-0**	**9**	**8**	**1**	**4.0**	**30.0**	**5**	**34**	**6**	**0**	**0**	**0**	**0**	**1**	**0**	**1**	**0**	**0**	**0**	**0**	**0**	**0**	**0**	**0**	**0**	**3-14**	

+ - Overtime



Signed by Las Vegas Raiders as an undrafted free agent, May 2, 2026…Spent five seasons at Queens University in Canada (2021-25) and appeared in 43 career games…Joined the team as a walk-on in 2021 and spent three seasons as the team's H-Back before transitioning to offensive line for his final two seasons…Was selected with the second overall pick by the Toronto Argonauts in the 2026 NFL Draft…**2025:** Played in 11 games at right tackle and earned U SPORTS Second Team All-Canadian and OUA First Team All-Star accolades…Paved the way for the conference's fifth best rushing attack, finishing the year with 1,493 yards, and third best offense overall, averaging 399.0 yards per game, while helping Queen's win the 117th Yates Cup…**2024:** Played in 10 games along the offensive line…**2023:** Appeared in 10 games and was named a U SPORTS Second Team All Canadian at the H-Back…Finished the season with five receptions for 79 yards and one touchdown…**2022:** Saw action in 11 games…**2021:** Joined the team as a walk-on and appeared in one game on offense…**PERSONAL:** Born outside Munich, Germany and moved to Canada when he was two years old…he was raised in Milton, Ont. and attended Craig Kielburger Secondary School.

NIKLAS HENNING'S NFL REGULAR SEASON STATISTICS

DATE	TEAM	GP	GS
2026	Raiders	0	0
NFL TOTALS		**0**	**0**

NIKLAS HENNING'S 2026 GXG REGULAR-SEASON STATISTICS (RAIDERS)

DATE	OPPONENT	P/S		W/L	SCORE
09/13	Dolphins		PRACTICE SQUAD	W	27-13
09/20	at Chargers		PRACTICE SQUAD	W	26-14
09/27	at Saints		PRACTICE SQUAD	W	35-27
10/04	Chiefs		PRACTICE SQUAD	L	27-30
10/11	at Patriots		PRACTICE SQUAD	L	17-45
10/18	Bills		PRACTICE SQUAD	L	30-33
10/25	Rams		PRACTICE SQUAD	L	21-35
11/01	at Jets		PRACTICE SQUAD	W	38-33
11/08	at 49ers		PRACTICE SQUAD	L	17-38
11/15	Seahawks		PRACTICE SQUAD	L	13-21
11/22	at Broncos		PRACTICE SQUAD	L	24-38
2026 TOTALS		**0-0**		**4-7**	



TRANSACTIONS: *Selected by Pittsburgh Steelers in the sixth round (208th) of the 2022 NFL Draft, April 30, 2022…Signed by Las Vegas Raiders as an unrestricted free agent, March 13, 2026.*

AT A GLANCE
- Has appeared in 68 career games with 14 starts and compiled 44 receptions for 379 yards (8.6 avg.) and three touchdowns, while rushing for 70 yards and two touchdowns on 18 carries.
- In 2025, appeared in all 17 games with two starts and recorded career highs in rushing attempts (15), rushing yards (43) and rushing touchdowns (two). Also added three catches for 21 yards and one touchdown.
- Played in 49 games with 28 starts (15 at running back and 13 at tight end) at Michigan State (2017-21), where he finished his career with 2,265 all-purpose yards and 11 touchdowns.

CAREER: Enters his fifth season in the NFL and first with the Silver and Black after being drafted 208th overall by the Pittsburgh Steelers in the 2022 NFL Draft…In 2025, appeared in all 17 games with two starts and recorded career highs in rushing attempts (15), rushing yards (43) and rushing touchdowns (two)…Also added three catches for 21 yards and one touchdown…In 2024, played in 17 games with five starts and finished with six receptions for 40 yards (6.7 avg.) and one touchdown…In 2023, saw action in 17 games with seven starts and recorded 23 receptions for 167 yards (7.3 avg.)…As a rookie in 2022, played in all 17 games and recorded two carries for 27 yards as well as 12 receptions for 151 yards (12.6 avg.) and one touchdown.

2026: (9/13) vs. Mia.: Finished the game with one carry for one yard...**(9/20) at LAC:** Finished the game with one carry for one yards...**(9/27) at NO:** Saw action on offense and special teams...**(10/4) vs. KC:** Saw action on offense and special teams...**(10/11) at NE:** Saw action on offense and special teams...**(10/18) vs. Buf.:** Saw action on offense and special teams...**(10/25) vs. LAR:** Finished with one reception for 13 yards and one special teams tackle...**(11/1) at NYJ:** Saw action on offense and special teams...**(11/8) at SF:** Saw action on offense and special teams...**(11/15) vs. Sea.:** Finished with two receptions for six yards and saw action on special teams...**(11/22) at Den.:** Saw action on offense and added one tackle on special teams.

2025 (with Pit.): Appeared in all 17 games with two starts and recorded career highs in rushing attempts (15), rushing yards (43) and rushing touchdowns (two)…Also added three catches for 21 yards and one touchdown…**(9/7) at NYJ:** Appeared on offense and special teams…**(9/14) vs. Sea.:** Posted one catch for six yards…**(9/21) at NE:** Appeared on offense and special teams…**(9/28) vs. Min.:** Started at tight end and recorded one rush for two yards…Also added one tackle on special teams…**(10/12) vs. Cle.:** Finished with one reception, a 12-yard touchdown in the third quarter…**(10/16) at Cin.:** Played on offense and special teams…**(10/26) vs. GB:** Registered two special teams tackles…**(11/2) vs. Ind.:** Recorded one rush for four yards…**(11/9) at LAC:** Finished with one tackle on special teams…**(11/16) vs. Cin.:** Recorded two rushes for three yards…**(11/23) at Chi.:** Saw action on offense, including a direct snap and handoff to RB Kenneth Gainwell for a 55-yard run…**(11/30) vs. Buf.:** Saw action on special teams…**(12/7) at Bal.:** Posted one rush for two yards on offense…**(12/15) vs. Mia.:** Rushed four times for four yards and one touchdown…**(12/21) at Det.:** Played on offense and special teams…**(12/28) at Cle.:** Started at tight end and had two carries for 26 yards, including a direct snap and rush for 29 yards in the first quarter…**(1/4/26) vs. Bal.:** Caught one pass for three yards and added three carries for two yards and one touchdown…**Postseason: (1/12/26) vs. Hou.:** Appeared on offense and special teams in Wild Card game.

2024 (with Pit.): Played in 17 games with five starts and finished with six receptions for 40 yards (6.7 avg.) and one touchdown…**(9/8) at Atl.:** Appeared on offense and special teams…**(9/15) at Den.:** Started at fullback and saw action on offense and special teams…**(9/22) vs. LAC:** Caught one pass for two yards on offense and also registered one tackle on special teams…**(9/29) at Ind.:** Started at fullback and also saw action on special teams…**(10/6) vs. Dal.:** Posted two receptions for 23 yards and one touchdown…**(10/13) at LV:** Caught one pass for four yards…**(10/20) vs. NYJ:** Started at fullback and also registered two tackles on special teams…**(10/28) vs. NYG:** Appeared on offense and special teams…**(11/10) at Was.:** Recorded two tackles on special teams…**(11/17) vs. Bal.:** Saw action on offense and special teams…**(11/21) at Cle.:** Started at tight end and also played on special teams…**(12/1) at Cin.:** Played primarily on special teams and recovered an onside kick…**(12/8) vs. Cle.:** Played on offense and special teams…**(12/15) at Phi.:** Started at fullback and also saw action on special teams…**(12/21) at Bal.:** Caught one pass for three yards…**(12/25) vs. KC:** Recorded one reception for eight yards…**(1/4/25) vs. Cin.:** Recorded one tackle and one fumble recovery on special teams…**Postseason: (1/11/25) at Bal.:** Played primarily on special teams in Wild Card game.

2023 (with Pit.): Saw action in 17 games with seven starts and recorded 23 receptions for 167 yards (7.3 avg.)…**(9/10) vs. SF:** Recorded two receptions for 19 yards…**(9/18) vs. Cle.:** Appeared on offense…**(9/24) at LV:** Played on offense and special teams…**(10/1) at Hou.:** Saw action on offense and special teams…**(10/8) vs. Bal.:** Caught three passes for 23 yards (7.7 avg.), including two first downs…**(10/22) at LAR:** Made first career start at tight end and finished with two receptions for 23 yards…**(10/29) vs. Jax.:** Started at fullback and recorded five catches for 24 yards (4.8 avg.)…**(11/2) vs. Ten.:** Started at fullback and posted two catches for 16 yards…**(11/12) vs. GB:** Recorded three receptions for 32 yards (10.7 avg.)…**(11/19) at Cle.:** Appeared primarily on special teams…**(11/26) at Cin.:** Caught two passes for 11 yards…**(12/3) vs. Ari.:** Saw action on offense and special teams…**(12/7) vs. NE:** Had two catches for 15 yards…**(12/16) at Ind.:** Started at fullback and also played on special teams…**(12/23) vs. Cin.:** Started at tight end and also appeared on special teams…**(12/31) at Sea.:** Started at tight end and appeared primarily on

offense…**(1/6/24) at Bal.:** Started at fullback and caught two passes for four yards…**Postseason: (1/15/24) at Buf.:** Posted one reception for five yards in Wild Card game.

2022 (with Pit.): As a rookie, played in all 17 games and recorded two carries for 27 yards as well as 12 receptions for 151 yards (12.6 avg.) and one touchdown…**(9/11) at Cin.:** Appeared primarily on special teams and recorded one tackle…**(9/18) vs. NE:** Finished with one tackle on special teams…**(9/22) at Cle.:** Saw action on offense and special teams…**(10/2) vs. NYJ:** Played primarily on special teams…**(10/9) at Buf.:** Caught two passes for 12 yards…**(10/16) vs. TB:** Recorded two receptions for 49 yards, including a 45-yard catch in the fourth quarter…**(10/23) at Mia.:** Finished with one catch for six yards…**(10/30) at Phi.:** Recorded two tackles on special teams…**(11/13) vs. NO:** Caught two passes for nine yards…**(11/20) vs. Cin.:** Had one tackle on special teams…**(11/28) at Ind.:** Registered one tackle on special teams…**(12/4) at Atl.:** Recorded one catch for 17 yards and his first career touchdown…**(12/11) vs. Bal.:** Posted one reception for 13 yards on offense and also saw action on special teams…**(12/18) at Car.:** Finished with one tackle on special teams and also appeared on offense…**(12/24) vs. LV:** Recorded one rush for 21 yards on offense and one tackle on special teams…**(1/1/23) at Bal.:** Registered one tackle on special teams and also saw action on offense…**(1/8/23) vs. Cle.:** Recorded three receptions for 45 yards (15.0 avg.) and one rush for six yards.

COLLEGE: Played in 49 games with 28 starts (15 at running back and 13 at tight end) at Michigan State (2017-21), where he finished his career with 2,265 all-purpose yards and 11 touchdowns…In 2021, started all 13 games at tight end and recorded 35 receptions for 326 yards (9.3 avg.) and two touchdowns and also added one rush for seven yards…In 2020, played in seven games and finished with 18 catches for 71 yards (3.9 avg.) and two touchdowns, while posting 65 rushing attempts for 200 yards (3.1 avg.)…In 2019, appeared in four games and recorded seven receptions for 52 yards (7.4 avg.) and one touchdown…Added 24 carries for 79 yards (3.3 avg.)…In 2018, named one of five finalists for the Paul Hornung Award, given to the nation's most versatile player, after playing in 13 games and finishing with 32 receptions for 249 yards (7.8 avg.), 118 carries for 529 yards (4.5 avg.) and five touchdowns, and 13 kick returns for 287 yards (22.1 avg.)…In 2017, played in 12 games and recorded four receptions for 13 yards (3.2 avg.) and one touchdown, three carries for 10 yards on the ground, and 20 kick returns for 436 yards (21.8 avg.).

PERSONAL: Attended Peachtree Ridge High School in Suwanee, Ga., where he was a versatile athlete who played five different positions (quarterback, receiver, running back, safety and punter) and was a three-year starter on varsity…Named first-team All-Gwinnett County and was an honorable mention all-state choice…Selected for the 2016 Gwinnett All-Star Game…Was also a four-year starter on the basketball team…His late father, Craig, played college football at Pittsburgh before spending 11 years in the NFL with New Orleans (1988-1991), Chicago (1992), Atlanta (1994-95), St. Louis (1997) and Indianapolis (1998); he rushed for 4,301 career yards and was a Pro Bowl selection in 1995 with the Falcons…His oldest brother, Cameron, was drafted in the first round (31st overall) of the 2011 NFL Draft out of Ohio State and is in his 16th season with the Steelers as a defensive end.

ADDITIONAL STATISTICS: Special teams tackles – 9 in 2022, 2 in 2023, 8 in 2024, 9 in 2025. NFL Totals: 28.

SINGLE-GAME HIGHS: RUSHING: Attempts – 4, 12/15/25 vs. Mia. Yards – 26, 12/28/25 at Cle. Long – 29, 12/28/25 at Cle. Touchdowns – 1, two times; last: 1/4/26 vs. Bal. RECEIVING: Receptions – 5, 10/29/23 vs. Jax. Yards – 49, 10/16/22 vs. TB. Long – 45, 10/16/22 vs. TB. Touchdowns – 1, three times; last: 10/12/25 vs. Cle.

CONNOR HEYWARD'S NFL REGULAR SEASON RUSHING/RECEIVING STATISTICS

				RECEIVING					RUSHING				
DATE	TEAM	GP	GS	NO.	YDS.	AVG.	LG	TD	NO.	YDS.	AVG.	LG	TD
2022	Steelers	17	0	12	151	12.6	45	1	2	27	13.5	21	0
2023	Steelers	17	7	23	167	7.3	13	0	1	0	0.0	0	0
2024	Steelers	17	5	6	40	6.7	16t	1	0	0	0.0	0	0
2025	Steelers	17	2	3	21	7.0	12t	1	15	43	2.9	29	2
2026	Raiders	11	5	4	28	7.0	13	0	5	-2	-0.4	1	0
NFL TOTALS		**79**	**19**	**48**	**407**	**8.5**	**45**	**3**	**23**	**68**	**3.0**	**29**	**2**

CONNOR HEYWARD'S NFL POSTSEASON RUSHING/RECEIVING STATISTICS

				RECEIVING					RUSHING				
DATE	TEAM	GP	GS	NO.	YDS.	AVG.	LG	TD	NO.	YDS.	AVG.	LG	TD
2023	Steelers	1	0	1	5	5.0	5	0	0	0	0.0	0	0
2024	Steelers	1	0	0	0	0.0	0	0	0	0	0.0	0	0
2025	Steelers	1	0	0	0	0.0	0	0	0	0	0.0	0	0
NFL TOTALS		**3**	**0**	**1**	**5**	**5.0**	**5**	**0**	**0**	**0**	**0.0**	**0**	**0**

CONNOR HEYWARD'S 2026 GXG REGULAR-SEASON STATISTICS (RAIDERS)

			RECEIVING					RUSHING						
DATE	OPPONENT	P/S	NO.	YDS.	AVG.	LG	TD	NO.	YDS.	AVG.	LG	TD	W/L	SCORE
09/13	Dolphins	S	0	0	0.0	0	0	1	1	1.0	1	0	W	27-13
09/20	at Chargers	P	0	0	0.0	0	0	1	1	1.0	1	0	W	26-14
09/27	at Saints	S	0	0	0.0	0	0	0	0	0.0	0	0	W	35-27
10/04	Chiefs	P	1	9	9.0	9	0	2	-4	-2.0	1	0	L	27-30
10/11	at Patriots	P	0	0	0.0	0	0	0	0	0.0	0	0	L	17-45
10/18	Bills	S	0	0	0.0	0	0	0	0	0.0	0	0	L	30-33
10/25	Rams	P	1	13	13.0	13	0	0	0	0.0	0	0	L	21-35
11/01	at Jets	S	0	0	0.0	0	0	1	0	0.0	0	0	W	38-33
11/08	at 49ers	P	0	0	0.0	0	0	0	0	0.0	0	0	L	17-38
11/15	Seahawks	S	2	6	3.0	5	0	0	0	0.0	0	0	L	13-21
11/22	at Broncos	P	0	0	0.0	0	0	0	0	0.0	0	0	L	24-38
2026 TOTALS		**11-5**	**4**	**28**	**7.0**	**13**	**0**	**5**	**-2**	**-0.4**	**1**	**0**	**4-7**	

CONNOR HEYWARD'S 2025 GXG REGULAR-SEASON STATISTICS (STEELERS)

			RECEIVING					RUSHING						
DATE	OPPONENT	P/S	NO.	YDS.	AVG.	LG	TD	NO.	YDS.	AVG.	LG	TD	W/L	SCORE
09/07	at Jets	P	0	0	0.0	0	0	0	0	0.0	0	0	W	34-32
09/14	Seahawks	P	1	6	6.0	6	0	0	0	0.0	0	0	L	17-31
09/21	at Patriots	P	0	0	0.0	0	0	0	0	0.0	0	0	W	21-14
09/28	Vikings	S	0	0	0.0	0	0	1	2	2.0	2	0	W	24-21
10/12	Browns	P	1	12	12.0	12t	1	0	0	0.0	0	0	W	23-9
10/16	at Bengals	P	0	0	0.0	0	0	0	0	0.0	0	0	L	31-33
10/26	Packers	P	0	0	0.0	0	0	0	0	0.0	0	0	L	25-35
11/02	Colts	P	0	0	0.0	0	0	1	4	4.0	4	0	W	27-20
11/09	at Chargers	P	0	0	0.0	0	0	0	0	0.0	0	0	L	10-25
11/16	Bengals	P	0	0	0.0	0	0	2	3	1.5	2	0	W	34-12
11/23	at Bears	P	0	0	0.0	0	0	1	0	0.0	0	0	L	28-31
11/30	Bills	P	0	0	0.0	0	0	0	0	0.0	0	0	L	7-26
12/07	at Ravens	P	0	0	0.0	0	0	1	2	2.0	2	0	W	27-22
12/15	Dolphins	P	0	0	0.0	0	0	4	4	1.0	2	1	W	28-15
12/21	at Lions	P	0	0	0.0	0	0	0	0	0.0	0	0	W	29-24
12/28	at Browns	S	0	0	0.0	0	0	2	26	13.0	29	0	L	6-13
01/04	Ravens	P	1	3	3.0	3	0	3	2	0.7	1t	1	W	26-24
2025 TOTALS		**17-2**	**3**	**21**	**7.0**	**12T**	**1**	**15**	**43**	**2.9**	**29**	**2**	**10-7**	

CONNOR HEYWARD'S 2024 GXG REGULAR-SEASON STATISTICS (STEELERS)

			RECEIVING					RUSHING						
DATE	OPPONENT	P/S	NO.	YDS.	AVG.	LG	TD	NO.	YDS.	AVG.	LG	TD	W/L	SCORE
09/08	at Falcons	P	0	0	0.0	0	0	0	0	0.0	0	0	W	18-10
09/15	at Broncos	S	0	0	0.0	0	0	0	0	0.0	0	0	W	13-6
09/22	Chargers	P	1	2	2.0	2	0	0	0	0.0	0	0	W	20-10
09/29	at Colts	S	0	0	0.0	0	0	0	0	0.0	0	0	L	24-27
10/06	Cowboys	P	2	23	11.5	16t	1	0	0	0.0	0	0	L	17-20
10/13	at Raiders	P	1	4	4.0	4	0	0	0	0.0	0	0	W	32-13
10/20	Jets	S	0	0	0.0	0	0	0	0	0.0	0	0	W	37-15
10/28	Giants	P	0	0	0.0	0	0	0	0	0.0	0	0	W	26-18
11/10	at Commanders	P	0	0	0.0	0	0	0	0	0.0	0	0	W	28-27
11/17	Ravens	P	0	0	0.0	0	0	0	0	0.0	0	0	W	18-16
11/21	at Browns	S	0	0	0.0	0	0	0	0	0.0	0	0	L	19-24
12/01	at Bengals	P	0	0	0.0	0	0	0	0	0.0	0	0	W	44-38
12/08	Browns	P	0	0	0.0	0	0	0	0	0.0	0	0	W	27-14
12/15	at Eagles	S	0	0	0.0	0	0	0	0	0.0	0	0	L	13-27
12/21	at Ravens	P	1	3	3.0	3	0	0	0	0.0	0	0	L	17-34
12/25	Chiefs	P	1	8	8.0	8	0	0	0	0.0	0	0	L	10-29
01/04	Bengals	P	0	0	0.0	0	0	0	0	0.0	0	0	L	17-19
2024 TOTALS		**17-5**	**6**	**40**	**6.7**	**16T**	**1**	**0**	**0**	**0.0**	**0**	**0**	**10-7**	

CONNOR HEYWARD'S 2023 GXG REGULAR-SEASON STATISTICS (STEELERS)

			RECEIVING					RUSHING						
DATE	OPPONENT	P/S	NO.	YDS.	AVG.	LG	TD	NO.	YDS.	AVG.	LG	TD	W/L	SCORE
09/10	49ers	P	2	19	9.5	11	0	0	0	0.0	0	0	L	7-30
09/18	Browns	P	0	0	0.0	0	0	0	0	0.0	0	0	W	26-22
09/24	at Raiders	P	0	0	0.0	0	0	1	0	0.0	0	0	W	23-18
10/01	at Texans	P	0	0	0.0	0	0	0	0	0.0	0	0	L	6-30
10/08	Ravens	P	3	23	7.7	12	0	0	0	0.0	0	0	W	17-10
10/22	at Rams	S	2	23	11.5	12	0	0	0	0.0	0	0	W	24-17
10/29	Jaguars	S	5	24	4.8	9	0	0	0	0.0	0	0	L	10-20
11/02	Titans	S	2	16	8.0	11	0	0	0	0.0	0	0	W	20-16
11/12	Packers	P	3	32	10.7	13	0	0	0	0.0	0	0	W	23-19
11/19	at Browns	P	0	0	0.0	0	0	0	0	0.0	0	0	L	10-13
11/26	at Bengals	P	2	11	5.5	10	0	0	0	0.0	0	0	W	16-10
12/03	Cardinals	P	0	0	0.0	0	0	0	0	0.0	0	0	L	10-24
12/07	Patriots	P	2	15	7.5	10	0	0	0	0.0	0	0	L	18-21
12/16	at Colts	S	0	0	0.0	0	0	0	0	0.0	0	0	L	13-30
12/23	Bengals	S	0	0	0.0	0	0	0	0	0.0	0	0	W	34-11
12/31	at Seahawks	S	0	0	0.0	0	0	0	0	0.0	0	0	W	30-23
01/06	at Ravens	S	2	4	2.0	2	0	0	0	0.0	0	0	W	17-10
2023 TOTALS		**17-7**	**23**	**167**	**7.3**	**13**	**0**	**1**	**0**	**0.0**	**0**	**0**	**10-7**	

CONNOR HEYWARD'S 2022 GXG REGULAR-SEASON STATISTICS (STEELERS)

			RECEIVING					RUSHING						
DATE	OPPONENT	P/S	NO.	YDS.	AVG.	LG	TD	NO.	YDS.	AVG.	LG	TD	W/L	SCORE
09/11	at Bengals	P	0	0	0.0	0	0	0	0	0.0	0	0	W	23-20+
09/18	Patriots	P	0	0	0.0	0	0	0	0	0.0	0	0	L	14-17
09/22	at Browns	P	0	0	0.0	0	0	0	0	0.0	0	0	L	17-29
10/02	Jets	P	0	0	0.0	0	0	0	0	0.0	0	0	L	20-24
10/09	at Bills	P	2	12	6.0	7	0	0	0	0.0	0	0	L	3-38
10/16	Buccaneers	P	2	49	24.5	45	0	0	0	0.0	0	0	W	20-18
10/23	at Dolphins	P	1	6	6.0	6	0	0	0	0.0	0	0	L	10-16
10/30	at Eagles	P	0	0	0.0	0	0	0	0	0.0	0	0	L	13-35
11/13	Saints	P	2	9	4.5	8	0	0	0	0.0	0	0	W	20-10
11/20	Bengals	P	0	0	0.0	0	0	0	0	0.0	0	0	L	30-37
11/28	at Colts	P	0	0	0.0	0	0	0	0	0.0	0	0	W	24-17
12/04	at Falcons	P	1	17	17.0	17t	1	0	0	0.0	0	0	W	19-16
12/11	Ravens	P	1	13	13.0	13	0	0	0	0.0	0	0	L	14-16
12/18	at Panthers	P	0	0	0.0	0	0	0	0	0.0	0	0	W	24-16
12/24	Raiders	P	0	0	0.0	0	0	1	21	21.0	21	0	W	13-10
01/01	at Ravens	P	0	0	0.0	0	0	0	0	0.0	0	0	W	16-13
01/08	Browns	P	3	45	15.0	27	0	1	6	6.0	6	0	W	28-14
2022 TOTALS		**17-0**	**12**	**151**	**12.6**	**45**	**1**	**2**	**27**	**13.5**	**21**	**0**	**9-8**	

+ - Overtime

CONNOR HEYWARD'S 2025 GXG POSTSEASON STATISTICS (STEELERS)

			RECEIVING					RUSHING						
DATE	OPPONENT	P/S	NO.	YDS.	AVG.	LG	TD	NO.	YDS.	AVG.	LG	TD	W/L	SCORE
01/12	Texans	P	0	0	0.0	0	0	0	0	0.0	0	0	L	6-30
2025 TOTALS		**1-0**	**0**	**0**	**0.0**	**0**	**0**	**0**	**0**	**0.0**	**0**	**0**	**0-1**	

CONNOR HEYWARD'S 2024 GXG POSTSEASON STATISTICS (STEELERS)

			RECEIVING					RUSHING						
DATE	OPPONENT	P/S	NO.	YDS.	AVG.	LG	TD	NO.	YDS.	AVG.	LG	TD	W/L	SCORE
01/11	at Ravens	P	0	0	0.0	0	0	0	0	0.0	0	0	L	14-28
2024 TOTALS		**1-0**	**0**	**0**	**0.0**	**0**	**0**	**0**	**0**	**0.0**	**0**	**0**	**0-1**	

CONNOR HEYWARD'S 2023 GXG POSTSEASON STATISTICS (STEELERS)

			RECEIVING					RUSHING						
DATE	OPPONENT	P/S	NO.	YDS.	AVG.	LG	TD	NO.	YDS.	AVG.	LG	TD	W/L	SCORE
01/15	at Bills	P	1	5	5.0	5	0	0	0	0.0	0	0	L	17-31
2023 TOTALS		**1-0**	**1**	**5**	**5.0**	**5**	**0**	**0**	**0**	**0.0**	**0**	**0**	**0-1**	

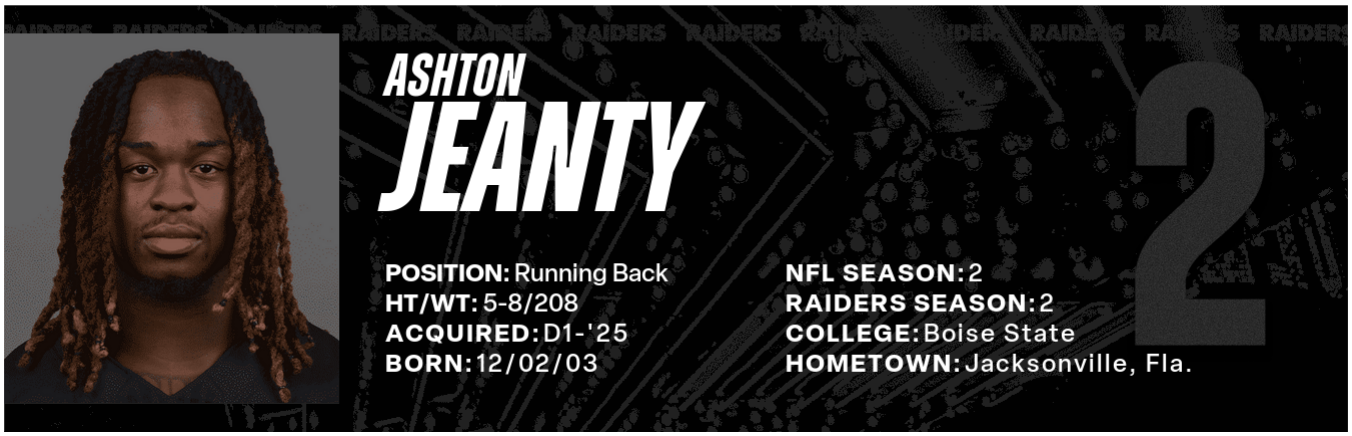

TRANSACTIONS: *Selected by Las Vegas Raiders in the first round (sixth overall) of the 2025 NFL Draft, April 24, 2025.*

AT A GLANCE
- Started in all 17 games of his rookie season and finished with 975 rushing yards and five rushing touchdowns on 266 carries (3.7 avg.) as well as 55 receptions for 346 yards (6.3 avg.) and five receiving touchdowns.
- Led all rookie running backs in 2025 in rushing yards (975) and scrimmage yards (1,321).
- Became one of only two rookies in NFL history to record 800+ rushing yards, 5+ rushing touchdowns and 5+ receiving touchdowns, joining Hall of Fame RB Gale Sayers.
- As a junior at Boise State (2024) was the Heisman trophy runner-up, won the Maxwell Award, Doak Walker Award, Bobby Bowden trophy and Earl Campbell Tyler Rose Award as well as a unanimous all-American, All-Mountain West First Team and Mountain West Offensive Player of the Year after leading the NCAA with 2,601 rushing yards, the second most in a single season in FBS history - only behind Barry Sanders (2,628).
- Established an FBS record with 14 games of 100+ rushing yards, while his 29 rushing touchdowns were the second most in the NCAA and tied for seventh in FBS history. Totaled 2,739 yards from scrimmage, the most in the NCAA and the 3rd most in FBS history.

2026: (9/13) vs. Mia.: Finished the game with 23 carries for 102 yards (4.4 avg.) as well as tying for the team high with six receptions for 45 yards (7.5 avg.) and two receiving touchdowns...Notched his third career game with 100+ rushing yards. His three 100-yard games are the third most in Raiders history among RBs in their first 18 career games - only behind Josh Jacobs (5) and Marcus Allen (4)...**(9/20) at LAC:** Finished with 48 rushing yards on 21 carries and pulled in four catches for 15 yards (3.8 avg.)...**(9/27) at NO:** Rushed 19 times for 56 yards (2.9 avg.) and added three catches for 37 yards (12.3 avg.)...**(10/4) vs. KC:** Rushed 15 times for 58 yards (3.9 avg.) and added six catches for 68 yards (11.3 avg.)...**(10/11) at NE:** Rushed 10 times for 27 yards (2.7 avg.) and added three catches for 50 yards (16.7 avg.)...**(10/18) vs. Buf.:** Rushed 10 times for 22 yards (2.2 avg.) and one touchdown and added four catches for 36 yards (9.0 avg.)...Jeanty notched his first rushing touchdown of the season and now has scored 13 scrimmage touchdowns in 23 career NFL games...**(10/25) vs. LAR:** Rushed eight times for 15 yards (1.9 avg.) and led the team with eight catches for 61 yards (7.6 avg.) and one receiving touchdown...**(11/1) at NYJ:** Rushed two times for nine yards (4.5 avg.) and tallied three catches for 64 yards (21.3 avg.), including a team-long 45-yard reception...**(11/8) at SF:** Rushed six times for 25 yards (4.2 avg.)...**(11/15) vs. Sea.:** Rushed nine times for 18 yards (2.0 avg.) and tallied four catches for a team-high 46 yards (11.5 avg.), including a team-long 38 yard reception...**(11/22) at Den.:** Rushed 11 times for 79 yards (7.2 avg.) and tallied five catches for a team-high 90 yards (18.0 avg.), including a team-long 68 yard reception that went for a touchdown...Jeanty notched career highs in receiving yards (90), receiving average (18.0, minimum five catches) and longest reception (68).

2025: Started in all 17 games of his rookie season and finished with 975 rushing yards and five rushing touchdowns on 266 carries (3.7 avg.) as well as 55 receptions for 346 yards (6.3 avg.) and five receiving touchdowns…Led all rookie running backs in 2025 in rushing yards (975) and scrimmage yards (1,321)…Became one of only two rookies in NFL history to record 800+ rushing yards, 5+ rushing touchdowns and 5+ receiving touchdowns, joining Hall of Fame RB Gale Sayers…Forced 71 missed tackles in 2025, tied for the fourth most among running backs in 2025…**(9/7) at NE:** Started in his NFL debut and rushed 19 times for 38 yards and one touchdown along with two receptions for two yards...Became the sixth RB in Raiders history to score a rushing touchdown in his NFL debut - the first since 2019 (Josh Jacobs, 2 TDs vs. Den.)...**(9/15) vs. LAC:** Rushed 11 times for 43 yards (3.9 avg.)...**(9/21) at Was.:** Recorded 17 rushes for 63 yards (3.7 avg.)...**(9/28) vs. Chi.:** Set career highs with 21 rushes for 138 yards (6.6 avg.) and one touchdown, along with two catches for 17 yards and two touchdowns...Broke off a 64-yard touchdown run in the second quarter, the longest run of his career...His 64-yard TD run is also the longest rush by a Raiders rookie since Jalen Richard had a 75-yard rushing TD in his debut in Week 1 of 2016....Notched his first 100-yard game in his fourth career game, becoming the third player in Raiders history to rush for 100+ yards in his first four career games as a rookie - joining Marcus Allen (1982) and Darren McFadden (2008)...**(10/5) at Ind.:** Finished with 14 rushes for 67 yards (4.8 avg.) and five catches for 42 yards (8.4 avg.)...**(10/12) vs. Ten.:** Recorded 23 rushes for 75 yards (3.3 avg.) and one touchdown along with two catches for 11 yards (5.5 avg.)...**(10/19) at KC:** Rushed six times for 21 yards (3.5 avg.) and had one reception for 13 yards...**(11/2) vs. Jax.:** Rushed 13 times for 42 yards (3.2 avg.) and added five receptions for 47 yards (9.4 avg.) and one touchdown...Logged his third receiving touchdown of the season, becoming just the second player in Raiders history to record at least three rushing touchdowns and three receiving touchdowns in his first season in the NFL (1982 Marcus Allen)...**(11/6) at Den.:** Rushed 19 times for 60 yards (3.2 avg.) and one touchdown and added three receptions for three yards...**(11/17) vs. Dal.:** Rushed six times for seven yards and added six receptions for 27 yards (4.5 avg.)...**(11/23) vs. Cle.:** Rushed for 50 yards on 17 carries (2.9 avg.) and led the Raiders with a single-game career-high eight receptions for 58 yards (7.3 avg.) and one touchdown...Notched his fourth receiving touchdown of the season, passing Marcus Allen (3) for the most receiving touchdowns by a rookie running back in Raiders history...**(11/30) at LAC:** Rushed for 31 yards on 15 carries (2.1 avg.) and led the Raiders with six receptions for 30 yards (5.0 avg.)...**(12/7) vs. Den.:** Rushed for 30 yards on 10 carries (3.0 avg.) and recorded two receptions for eight yards (4.0 avg.)...**(12/14) at Phi.:** Rushed for 35 yards on nine carries (3.9 avg.) and added four receptions for seven yards...**(12/21) at Hou.:** Finished with 188 total yards from scrimmage and two touchdowns, including 128 rushing yards and one rushing touchdown on 24 carries (5.3 avg.) and one catch for 60 yards and a touchdown...His 188 yards from scrimmage are the second most by a Raiders rookie all-time, only behind Bo Jackson - 235 at Sea on 11/30/1987...Notched his second game of 100+ rushing yards this season, becoming one of three RBs in Raiders history to record multiple games of 100+ rushing yards in their rookie season, joining Josh Jacobs and Marcus Allen...Became the fourth rookie in NFL history with a 50+ yard receiving TD and 50+ yard rushing TD in the same game, joining Clinton Portis (12/15/02), Jimmy Thomas (12/6/69) and Gale Sayers (12/12/65)...Became the third player in NFL history with 50 receptions, five rushing touchdowns and five receiving touchdowns in

his rookie year, joining Alvin Kamara and Pro Football Hall of Famer Charley Taylor...**(12/28) vs. NYG:** Finished with 73 total yards from scrimmage, including 60 rushing yards on 16 carries (3.8 avg.) and two catches for 13 yards (6.5 vg.)...**(1/4/26) vs. KC:** Finished with 93 total yards from scrimmage, including 87 rushing yards on 26 carries (3.3 avg.) and three catches for seven yards (2.3 avg.).

COLLEGE: Played in 40 career games with 26 starts over three seasons (2022-24) at Boise State, amassing 4,769 rushing yards and 50 rushing touchdowns on 750 career rushes (6.4 avg.) while also adding 80 career receptions for 862 yards (10.8 avg.) and six touchdowns…Concluded his time at Boise State as the program's career record-holder in rushing yards (4,769), yards per carry (6.36), yards per game (119.2), 200-yard rushing games (8), 100-yard rushing games (22), consecutive 100-yard rushing games (14) and 200-yard all- purpose games (11)…In 2024, was the Heisman trophy runner-up and won the Maxwell Award, Doak Walker Award, Bobby Bowden trophy and Earl Campbell Tyler Rose Award as well as a unanimous all-American honors…Two-time All-Mountain West First Team (2023, 2024) and two-time Mountain West Offensive Player of the Year (2023, 2024)…As a junior in 2024, started all 14 games at running back, finishing the season with 2,601 yards and 29 touchdowns on 374 rushes, breaking school records in all three categories…His 2,601 rushing yards led the NCAA and were the second most in a single season in FBS history – only behind Barry Sanders (2,628)…Finished with more rushing yards by himself than 114 FBS teams…Averaged 185.8 rushing yards per game, the most in the nation…Set an FBS record with 14 games of 100+ rushing yards…His 29 rushing touchdowns were the second most in the NCAA and tied for the seventh most in a single season in FBS history…Amassed 2,739 total yards from scrimmage, the most in the NCAA and the third most in FBS history…Racked up 1,970 yards after contact, the most in the NCAA and the most in a single season in FBS history…Forced 164 missed tackles, the most in the NCAA and the most in FBS history…Opened the year by setting single-game school records in rushing yards (267) and touchdowns (six) at Georgia Southern, including scoring runs of 77 and 75 yards…Ran for 192 yards and three touchdowns at No. 7 Oregon, including a 70-yard score…Tallied 127 yards on 11 carries against Portland State…Totaled 259 rushing yards and four touchdowns against Washington State, scoring on 64 and 59-yard runs, finished with 233 yards after contact and 18 forced missed tackles…Ran for 186 yards and three touchdowns on 13 first-half carries (14.3 avg.) against Utah State, scoring on runs of 63 and 75 yards – his 14.3 average is the second highest in program history…Totaled 237 all-purpose yards and two touchdowns on 34 touches at Hawai'i…Tallied 139 all-purpose yards and one touchdown on 36 touches at UNLV…Gained 180 yards from scrimmage and scored two touchdowns against San Diego State, forcing 20 missed tackles…Ran for 209 yards and three touchdowns on 34 attempts against Nevada…Scored three rushing touchdowns and finished with 164 yards from scrimmage at San Jose State, setting the school's single-season rushing record…Rushed for 169 yards on 19 carries at Wyoming, scoring on a 61-yard run…Gained 226 yards on a career-high 37 attempts in a win over Oregon State, setting the single-season program record for all-purpose yards and single-season Mountain West record for rushing yards…Ran for 209 yards on 32 carries in the MW Championship win over UNLV, finishing with 194 yards after contact and scoring on a 75-yard touchdown – his fifth 70-yard rushing touchdown of the season, tying LaDanian Tomlinson (TCU, 1999) for the FBS single-season record…Totaled 137 all-purpose yards in the Fiesta Bowl against No. 6 Penn State, ending the game with 19 missed tackles forced…As a sophomore in 2023, played in 12 games with 10 starts and finished with 1,916 all-purpose yards and 19 total touchdowns, including 1,347 rushing yards and 14 rushing touchdowns on 220 carries (6.1 avg.) along with 569 receiving yards and five receiving touchdowns on 43 receptions (13.2 avg.)…His 159.7 yards from scrimmage per game led the NCAA…His 1,916 all-purpose yards were the most in the Mountain West and ranked third in the nation…His 569 receiving yards were the most in the NCAA among running backs…His 19 total touchdowns ranked second in the Mountain West and fifth in the NCAA…His 1,347 rushing yards led the Mountain West and ranked 11th in the NCAA and eighth in program history…Led the NCAA in both first downs (96) and 106 missed tackles forced (106)…Led the NCAA in yards after catch among running back (621)…He was the only FBS player with multiple rushing touchdowns of 50+ yards and multiple receiving touchdowns of 50+ yards…He was also the first FBS player since 2019 to register 1,000 rushing yards and 500 receiving yards and first since 2016 to do it in a 10- game span…As a freshman in 2022, played in 14 games with two starts and finished with 821 rushing yards and seven touchdowns on 156 carries (5.3 avg.) along with 155 receiving yards on 14 catches (11.1 avg.).

PERSONAL: Attended Lone Star High School in Frisco, Texas, where he played on both sides of the ball in high school as a RB, WR, DE, OLB and S...In 12 games his senior season, Jeanty recorded 1,843 yards on 229 carries (8.0 avg.), and 810 yards on 41 receptions...Scored 41 touchdowns (31 rushing, 10 receiving), averaging 20.5 points per game...Named to the 2020 Texas District 5-5A D-I First Team as a wide receiver...Named 2019 Texas District 5-5A D-I Defensive Newcomer of the Year...Three- sport student-athlete, competing in football, basketball and track and field.

SINGLE-GAME HIGHS: RUSHING: Attempts - 26, 1/4/26 vs. KC. Yards – 138, 9/28/35 vs. Chi. Long – 64t, 9/28/25 vs. Chi. Touchdowns – 1, three times; last: 12/21/25 at Hou. RECEIVING: Receptions – 8, 11/23/25 vs. Cle. Yards – 60, 12/21/25 at Hou. Long – 60t, 12/21/25 at Hou. Touchdowns – 2, 9/28/25 vs. Chi.

ASHTON JEANTY'S NFL REGULAR SEASON RUSHING/RECEIVING STATISTICS

				RUSHING					RECEIVING				
DATE	**TEAM**	**GP**	**GS**	**NO.**	**YDS.**	**AVG.**	**LG**	**TD**	**NO.**	**YDS.**	**AVG.**	**LG**	**TD**
2025	Raiders	17	17	266	975	3.7	64t	5	55	346	6.3	60t	5
2026	Raiders	11	11	134	459	3.4	46	1	51	507	9.9	68t	4
NFL TOTALS		**28**	**28**	**400**	**1,434**	**3.6**	**64T**	**6**	**106**	**853**	**8.0**	**68T**	**9**

ASHTON JEANTY'S 2026 GXG REGULAR-SEASON STATISTICS (RAIDERS)

			RUSHING					RECEIVING						
DATE	**OPPONENT**	**P/S**	**NO.**	**YDS.**	**AVG.**	**LG**	**TD**	**NO.**	**YDS.**	**AVG.**	**LG**	**TD**	**W/L**	**SCORE**
09/13	Dolphins	S	23	102	4.4	15	0	6	45	7.5	13t	2	W	27-13
09/20	at Chargers	S	21	48	2.3	9	0	4	15	3.8	7	0	W	26-14
09/27	at Saints	S	19	56	2.9	12	0	3	37	12.3	22	0	W	35-27
10/04	Chiefs	S	15	58	3.9	19	0	6	68	11.3	28	0	L	27-30
10/11	at Patriots	S	10	27	2.7	4	0	3	50	16.7	31	0	L	17-45
10/18	Bills	S	10	22	2.2	8	1	4	36	9.0	15	0	L	30-33
10/25	Rams	S	8	15	1.9	8	0	8	61	7.6	22	1	L	21-35
11/01	at Jets	S	2	9	4.5	8	0	3	64	21.3	45	0	W	38-33
11/08	at 49ers	S	6	25	4.2	9	0	5	-5	-1.0	3	0	L	17-38
11/15	Seahawks	S	9	18	2.0	6	0	4	46	11.5	38	0	L	13-21
11/22	at Broncos	S	11	79	7.2	46	0	5	90	18.0	68t	1	L	24-38
2026 TOTALS		**11-11**	**134**	**459**	**3.4**	**46**	**1**	**51**	**507**	**9.9**	**68T**	**4**	**4-7**	

ASHTON JEANTY'S 2025 GXG REGULAR-SEASON STATISTICS (RAIDERS)

			RUSHING					RECEIVING						
DATE	**OPPONENT**	**P/S**	**NO.**	**YDS.**	**AVG.**	**LG**	**TD**	**NO.**	**YDS.**	**AVG.**	**LG**	**TD**	**W/L**	**SCORE**
09/07	at Patriots	S	19	38	2.0	9	1	2	2	1.0	4	0	W	20-13
09/15	Chargers	S	11	43	3.9	13	0	3	1	0.3	4	0	L	9-20
09/21	at Commanders	S	17	63	3.7	18	0	0	0	0.0	0	0	L	24-41
09/28	Bears	S	21	138	6.6	64t	1	2	17	8.5	9t	2	L	24-25
10/05	at Colts	S	14	67	4.8	12	0	5	42	8.4	29	0	L	6-40
10/12	Titans	S	23	75	3.3	13	1	2	11	5.5	9	0	W	20-10
10/19	at Chiefs	S	6	21	3.5	8	0	1	13	13.0	13	0	L	0-31
11/02	Jaguars	S	13	42	3.2	13	0	5	47	9.4	15t	1	L	29-30+
11/06	at Broncos	S	19	60	3.2	10	1	3	3	1.0	6	0	L	7-10
11/17	Cowboys	S	6	7	1.2	11	0	6	27	4.5	8	0	L	16-33
11/23	Browns	S	17	50	2.9	12	0	8	58	7.3	25	1	L	10-24
11/30	at Chargers	S	15	31	2.1	9	0	6	30	5.0	8	0	L	14-31
12/07	Broncos	S	10	30	3.0	6	0	2	8	4.0	4	0	L	17-24
12/14	at Eagles	S	9	35	3.9	11	0	4	7	1.8	6	0	L	0-31
12/21	at Texans	S	24	128	5.3	51t	1	1	60	60.0	60t	1	L	21-23
12/28	Giants	S	16	60	3.8	24	0	2	13	6.5	11	0	L	10-34
01/04	Chiefs	S	26	87	3.3	12	0	3	7	2.3	6	0	W	14-12
2025 TOTALS		**17-17**	**266**	**975**	**3.7**	**64T**	**5**	**55**	**346**	**6.3**	**60T**	**5**	**3-14**	

+ - Overtime

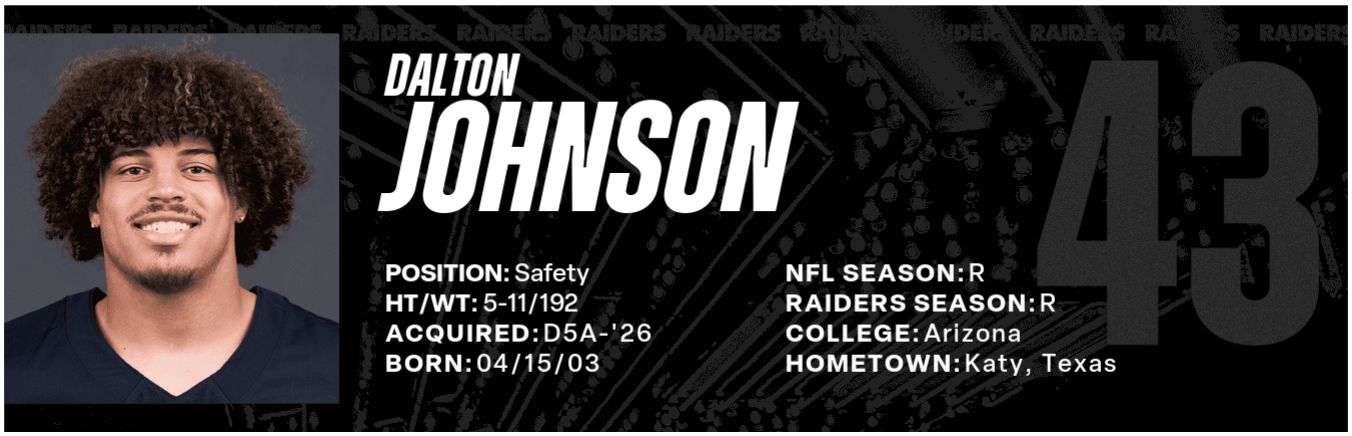

TRANSACTIONS: *Selected by Las Vegas Raiders in the fifth round (150th overall) of the 2026 NFL Draft, April 25, 2026.*

2026: (9/13) vs. Mia.: Inactive...**(9/20) at LAC:** Inactive...**(9/27) at NO:** Inactive...**(10/4) vs. KC:** Saw his first NFL action and played on special teams...**(10/11) at NE:** Inactive...**(10/18) vs. Buf.:** Inactive...**(10/25) vs. LAR:** Inactive...**(11/1) at NYJ:** Inactive...**(11/8) at SF:** Inactive...**(11/15) vs. Sea.:** Inactive...**(11/22) at Den.:** Inactive.

AT A GLANCE
- Played in 50 games over five seasons (2021-25) at Arizona and recorded 286 tackles (152 solo), 13 tackles for loss, 3.0 sacks, five interceptions, 10 pass defensed and seven forced fumbles.
- As a senior in 2025, recorded career highs in tackles (97), interceptions (four) and pass defensed (seven).
- A 2025 First Team All-Big 12 honoree, his 97 tackles ranked 11th nationally among defensive backs, while his four forced fumbles in 2023 ranked most in the Pac-12 and third in the nation.

COLLEGE: Played in 50 games over five seasons (2021-25) at Arizona and recorded 286 tackles (152 solo), 13 tackles for loss, 3.0 sacks, five interceptions, 10 pass defensed and seven forced fumbles…**Fifth-Year Senior (2025):** A First Team All-Big 12 honoree, after recording career highs in tackles (97), interceptions (four) and passes defensed (seven)… His 97 tackles ranked 11th nationally among defensive backs in 2025…**Senior (2024):** Played in 11 games and led the team with 94 tackles (46)...In addition to five tackles for loss, two passes defensed and two forced fumbles...Finished seventh in the Big 12 in total tackles (94)...Fourth in the Big 12 in tackles per game (8.5)...Registered career-high 15 total tackles (nine) at TCU, including three tackles for loss...Registered 13 tackles (five) and 0.5 tackles for loss against West Virginia...Forced one fumble against Texas Tech and at UCF...Posted double-digit tackles in three games against Colorado (11), West Virgina (13), and TCU (15)...Made nine tackles (six) against ASU...Named Big 12 Honorable Mention…**Junior (2023):** Saw action in all 13 games...Finished with 86 tackles (53), six tackles for loss, two sacks, one interception, two passes defensed, and a career-high four forced fumbles...Finished 10th in the Pac-12 with 86 tackles (second on team)...Tied for first in the Pac-12 with four forced fumbles...Made 13 tackles (seven) and forced one fumble to lead the Wildcats comeback 38-24 win over No. 12 Oklahoma in the Valero Alamo Bowl…The 13 tackles in the Alamo Bowl were a career-high surpassing his previous high of 11 tackles (eight) against Utah...Recorded first career interception at Arizona State, and recorded eight tackles (seven) including two tackles for loss in the Territorial Cup win...Registered nine tackles (five) and two forced fumbles against Washington…**Sophomore (2022):** Appeared in 11 games, primarily on special teams…Logged six total tackles (three)…Recorded a blocked kick against San Diego State…Recorded a season-high three tackles against Arizona State to help win The Territorial Cup…**Freshman (2021):** Played in three games as a true freshman and posted three tackles (two)…Registered two tackles in the Territorial Cup.

PERSONAL: Attended Katy (Texas) High School, where he was a member of the 2020 Texas 19-6A Division 2 State Champion Team…Named First Team All-Greater Houston and Second Team Texas MaxPreps All-State in 2020.

DALTON JOHNSON'S NFL REGULAR SEASON DEFENSIVE STATISTICS

				TACKLES									INTERCEPTIONS					O. FUMB				ST					MISC	
DATE	TEAM	GP	GS	TK	S	A	TFL	YDS	SK	YDS	QBH	NO	YDS	LG	TD	PD	FF	FR	TD	YDS	TK	S	A	FF	FR	S	A
2026	Raiders	1	0	0	0	0	0	0	0.0	0.0	0	0	0	0	0	0	0	0	0	0	0	0	0	0	0	0	0
NFL TOTALS		**1**	**0**	**0**	**0**	**0**	**0**	**0**	**0.0**	**0.0**	**0**	**0**	**0**	**0**	**0**	**0**	**0**	**0**	**0**	**0**	**0**	**0**	**0**	**0**	**0**	**0**	**0**

DALTON JOHNSON'S 2026 GXG REGULAR-SEASON STATISTICS (RAIDERS)

			TACKLES								INTERCEPTIONS					O. FUMB				ST					MISC			
DATE	OPPONENT	P/S	TK	S	A	SK	YDS	TFL	YDS	QBH	NO	YDS	LG	TD	PD	FF	FR	TD	YDS	TK	S	A	FF	FR	S	A	W/L	SCORE
09/13	Dolphins		ON INACTIVE LIST																								W	27-13
09/20	at Chargers		ON INACTIVE LIST																								W	26-14
09/27	at Saints		ON INACTIVE LIST																								W	35-27
10/04	Chiefs	P	0	0	0	0.0	0.0	0	0	0	0	0	0	0	0	0	0	0	0	0	0	0	0	0	0	0	L	27-30
10/11	at Patriots		ON INACTIVE LIST																								L	17-45
10/18	Bills		ON INACTIVE LIST																								L	30-33
10/25	Rams		ON INACTIVE LIST																								L	21-35
11/01	at Jets		ON INACTIVE LIST																								W	38-33
11/08	at 49ers		ON INACTIVE LIST																								L	17-38
11/15	Seahawks		ON INACTIVE LIST																								L	13-21
11/22	at Broncos		ON INACTIVE LIST																								L	24-38
2026 TOTALS		**1-0**	**0**	**0**	**0**	**0.0**	**0.0**	**0**	**0**	**0**	**0**	**0**	**0**	**0**	**0**	**0**	**0**	**0**	**0**	**0**	**0**	**0**	**0**	**0**	**0**	**0**	**4-7**	



TRANSACTIONS: *Selected by Buffalo Bills in the fourth round (121st overall) of the 2018 NFL Draft, April 28, 2018…Acquired by Las Vegas Raiders via trade with Buffalo, March 11, 2026.*

AT A GLANCE
- Has played in 113 career games with 87 starts and totaled 569 tackles (410 solo), 8.0 sacks, 23 tackles for loss, eight forced fumbles, three fumble recoveries, 48 passes defensed, six interceptions and two defensive touchdowns.
- In 2025 with Buffalo, appeared in 13 games with seven starts and recorded 57 tackles (34), one tackle for loss and four passes defensed.
- In 2023, was named second-team All-Pro after starting all 17 games and finishing with 98 tackles (72), 1.0 sack, three tackles for loss, three forced fumbles, one fumble recovery and eight passes defensed.

CAREER: Veteran cornerback enters his ninth NFL season and his first with the Silver and Black after being drafted 121st overall by the Buffalo Bills in the 2018 NFL Draft…In 2025 with Buffalo, appeared in 13 games with seven starts and recorded 57 tackles (34 solo), one tackle for loss and four passes defensed…In 2024, started all 12 games he played in and registered 65 tackles (42), 1.0 sack, one tackle for loss, one forced fumble, one fumble recovery, five passes defensed and one interception returned for a touchdown…In 2023, was named second-team All-Pro after starting all 17 games and finishing with 98 tackles (72), 1.0 sack, three tackles for loss, three forced fumbles, one fumble recovery and eight passes defensed…In 2022, appeared in all 16 games with 15 starts and recorded 89 tackles (67), six tackles for loss, one fumble recovery, nine passes defensed and one interception…In 2021, played in 16 games with 15 starts and tallied 76 tackles (53), 3.0 sacks, four tackles for loss, one forced fumble, seven passes defensed and one interception…In 2020, played in all 16 games with 11 starts and recorded 93 tackles (70), 1.0 sack, five tackles for loss, one forced fumble, seven passes defensed and one interception returned for a touchdown…In 2019, appeared in 12 games with seven starts and recorded 50 tackles (39), 1.0 sack, two tackles for loss, one forced fumble and five passes defensed…As a rookie in 2018, played in 11 games with two starts and totaled 41 tackles (eight), 1.0 sack, one tackle for loss, one forced fumble, three passes defensed and one interception…Career totals include 113 games played with 87 starts, totaling 569 tackles (410 solo), 8.0 sacks, 23 tackles for loss, eight forced fumbles, three fumble recoveries, 48 passes defensed, six interceptions and two defensive touchdowns.

2026: (9/13) vs. Mia.: Finished with three tackles and one tackle for loss...**(9/20) at LAC:** Posted three solo tackles, one quarterback hit and one forced fumble...**(9/27) at NO:** Recorded eight tackles (seven), one pass defensed and one fumble recovery...**(10/4) vs. KC:** Posted two tackles (one) and one pass defensed...**(10/11) at NE:** Finished with six tackles (five) and one quarterback hit...**(10/18) vs. Buf.:** Recorded four tackles (two)...**(10/25) vs. LAR:** Posted one assisted tackle...**(11/1) at NYJ:** Finished with one assisted tackle...**(11/8) at SF:** Recorded two solo tackles...**(11/15) vs. Sea.:** Finished with four total tackles (two solo), 0.5 sack and one quarterback hit...Was in on his first sack of the season and now has 8.5 career sacks since entering the NFL in 2018...His 8.5 sacks are tied for the fourth most in the NFL among cornerbacks since 2018...**(11/22) at Den.:** Posted three solo tackles.

2025 (with Buf.): Appeared in 13 games with seven starts and recorded 57 tackles (34 solo), one tackle for loss and four passes defensed…Missed two games due to a quadriceps injury and two games due to a groin injury…**(9/7) vs. Bal.:** Recorded two tackles…**(9/18) vs. Mia.:** Posted eight tackles (six), one tackle for loss and one pass defensed…**(9/28) vs. NO:** Recorded four tackles…**(10/5) vs. NE:** Registered two tackles…**(10/13) at Atl.:** Recorded five tackles (three) and one pass defensed…**(10/26) at Car.:** Posted four tackles (two)…**(11/16) vs. TB:** Recorded six tackles (three)…**(11/20) at Hou.:** Finished with five tackles (three) and one pass defensed…**(11/30) at Pit.:** Recorded three tackles…**(12/7) vs. Cin.:** Registered five tackles (four) and one pass defensed…**(12/14) at NE:** Recorded five tackles (three)…**(12/21) at Cle.:** Posted five tackles (two)…**(12/28) vs. Phi.:** Recorded three tackles...**(1/4/26) vs. NYJ:** Active but did not see action…**Postseason: (1/11/26) at Jax.:** Finished with two tackles in victory…**(1/17/26) at Den.:** Finished with six tackles (five) and one tackle for loss in AFC Divisional Round.

2024 (with Buf.): Started all 12 games he played in and registered 65 tackles (42 solo), 1.0 sack, one tackle for loss, one forced fumble, one fumble recovery, five passes defensed and one interception returned for a touchdown…Missed five games due to a forearm injury…**(9/8) vs. Ari.:** Posted one tackle before leaving game due to injury…**(10/14) at NYJ:** Recorded eight tackles (four), one pass defensed and one interception…**(10/20) vs. Ten.:** Finished with seven tackles (four) and one pass defensed…**(10/27) at Sea.:** Recorded eight tackles (four)…**(11/3) vs. Mia.:** Posted four tackles (three) and one forced fumble…**(11/10) at Ind.:** Registered three tackles, 1.0 sack, one tackle for loss, two passes defensed and one interception…**(11/17) vs. KC:** Finished with six tackles (four)…**(12/1) vs. SF:** Recorded six tackles (four)…**(12/8) at LAR:** Recorded seven tackles (six)…**(12/15) at Det.:** Finished with eight tackles (five) and one pass defensed…**(12/22) vs. NE:** Registered three tackles (one) and one fumble recovery…**(12/29) vs. NYJ:** Recorded four tackles…**Postseason: (1/12/25) vs. Den.:** Recorded five tackles (three) in Wild Card victory…**(1/19/25) vs. Bal.:** Finished with three tackles (two) and one pass defensed in Divisional Round…**(1/26/25) at KC:** Recorded three tackles (two) in AFC Championship.

2023 (with Buf.): Was named second-team All-Pro after starting all 17 games and finishing with 98 tackles (72 solo), 1.0 sack, three tackles for loss, three forced fumbles, one fumble recovery and eight passes defensed…**(9/11) at NYJ:** Started on defense…**(9/17) vs. LV:** Recorded four tackles (two)…**(9/24) at Was.:** Finished with five tackles (four) and one forced fumble…**(10/1) vs. Mia.:** Recorded

four tackles (three), one pass defensed and one forced fumble…**(10/8) vs. Jax.:** Finished with three tackles…**(10/15) vs. NYG:** Recorded a career-high 15 tackles (nine) and one pass defensed…**(10/22) at NE:** Registered four tackles and one pass defensed…**(10/26) vs. TB:** Tallied six tackles (four), 1.0 sack and one tackle for loss…**(11/5) at Cin.:** Posted five tackles and one tackle for loss…**(11/13) vs. Den.:** Recorded seven tackles (five) and one forced fumble…**(11/19) vs. NYJ:** Recorded three tackles (two)…**(11/26) at Phi.:** Finished with six tackles (five)…**(12/10) at KC:** Recorded nine tackles (six), one pass defensed and one forced fumble…**(12/17) vs. Dal.:** Recorded seven tackles and one pass defensed…**(12/23) at LAC:** Finished with seven tackles (six) and two passes defensed…**(12/31) vs. NE:** Recorded four tackles (three) and one pass defensed…**(1/7/24) at Mia.:** Posted nine tackles (four) and one tackle for loss…**Postseason: (1/15/24) vs. Pit.:** Recorded two tackles (one) and one forced fumble in Wild Card victory…**(1/21/24) vs. KC:** Finished with six tackles (four).

2022 (with Buf.): Appeared in all 16 games with 15 starts and recorded 89 tackles (67 solo), six tackles for loss, one fumble recovery, nine passes defensed and one interception…**(9/8) at LAR:** Recorded nine tackles (five), one tackle for loss and one pass defensed…**(9/19) vs. Ten.:** Finished with four tackles and one tackle on special teams…**(9/25) at Mia.:** Registered six tackles (three)…**(10/2) at Bal.:** Recorded four tackles (three)…**(10/9) vs. Pit.:** Tallied five tackles, one tackle for loss, one pass defensed and one fumble recovery…**(10/16) at KC:** Recorded six tackles (four), one pass defensed and one interception…**(10/30) vs. GB:** Finished with seven tackles (six) and one tackle for loss…**(11/6) at NYJ:** Recorded five tackles (three) and one pass defensed…**(11/13) vs. Min.:** Finished with five tackles (four) and one tackle for loss…**(11/20) vs. Cle.:** Recorded eight tackles (four)…**(11/24) at Det.:** Registered three tackles…**(12/1) at NE:** Posted four tackles (three) and two passes defensed…**(12/11) vs. NYJ:** Recorded eight tackles (seven) and one pass defensed…**(12/17) vs. Mia.:** Finished with four tackles and one tackle for loss…**(12/24) at Chi.:** Recorded three tackles…**(1/8/23) vs. NE:** Recorded eight tackles (six), one tackle for loss and one pass defensed…**Postseason: (1/15/23) vs. Mia.:** Finished with seven tackles (six), one tackle for loss and one pass defensed and Wild Card victory…**(1/22/23) vs. Cin.:** Recorded six tackles (three) and one pass defensed in Divisional Round.

2021 (with Buf.): Played in 16 games with 15 starts and tallied 76 tackles (53 solo), 3.0 sacks, four tackles for loss, one forced fumble, seven passes defensed and one interception…**(9/12) vs. Pit.:** Recorded seven tackles and two passes defensed…**(9/19) at Mia.:** Finished with four tackles (three), 1.0 sack, one tackle for loss, one pass defensed and one forced fumble…**(9/26) vs. Was.:** Recorded four tackles (three) and one pass defensed…**(10/3) vs. Hou.:** Inactive due to a groin injury…**(10/10) at KC:** Finished with a season-high 12 tackles (eight) and one pass defensed…**(10/18) at Ten.:** Finished with six tackles (three)…**(10/31) vs. Mia.:** Posted five tackles…**(11/7) at Jax.:** Registered two tackles…**(11/14) at NYJ:** Recorded four tackles, one pass defensed and one interception…**(11/21) vs. Ind.:** Posted six tackles (two)…**(11/25) at NO:** Recorded four tackles (one) and one tackle for loss…**(12/6) vs. NE:** Finished with one tackle…**(12/12) at TB:** Recorded five tackles (four)…**(12/19) vs. Car.:** Finished with four tackles (three), 1.0 sack and one tackle for loss…**(12/26) at NE:** Recorded four tackles (two) and one pass defensed…**(1/2/22) vs. Atl.:** Posted four tackles (three), 1.0 sack and one tackle for loss…**(1/9/22) vs. NYJ:** Recorded four tackles (two)…**Postseason: (1/15/22) vs. NE:** Finished with five tackles (four) in Wild Card victory…**(1/23/22) at KC:** Recorded seven tackles (five), 1.0 sack and one tackle for loss in Divisional Round.

2020 (with Buf.): Played in all 16 games with 11 starts and recorded 93 tackles (70), 1.0 sack, five tackles for loss, one forced fumble, seven passes defensed and one interception returned for a touchdown…**(9/13) vs. NYJ:** Recorded five tackles (four) and one pass defensed…**(9/20) at Mia.:** Finished with five tackles (three)…**(9/27) vs. LAR:** Recorded a season-high 10 tackles (nine) and two tackles for loss…**(10/4) at LV:** Posted seven tackles (five)…**(10/13) at Ten.:** Registered seven tackles (five)…**(10/19) vs. KC:** Recorded eight tackles…**(10/25) at NYJ:** Finished with two tackles and one pass defensed…**(11/1) vs. NE:** Recorded four tackles…**(11/8) vs. Sea.:** Posted five tackles (three)…**(11/15) at Ari.:** Tallied nine tackles (eight), 1.0 sack, two tackles for loss and one forced fumble…**(11/29) vs. LAC:** Recorded six tackles (three) and two passes defensed…**(12/7) at SF:** Finished with six tackles (three) and one tackle for loss…**(12/13) vs. Pit.:** Posted seven tackles (four), one pass defensed and one interception returned 51 yards for a touchdown…**(12/19) at Den.:** Recorded four tackles and one pass defensed…**(12/28) at NE:** Finished with two tackles on defense and one tackle on special teams…**(1/3/21) vs. Mia.:** Finished with six tackles (three) and one pass defensed…**Postseason: (1/9/21) vs. Ind.:** Recorded six tackles (five) and one tackle for loss in Wild Card victory…**(1/16/21) vs. Bal.:** Recorded six tackles, one tackle for loss, one pass defensed and one interception returned 101 yards for a touchdown in Divisional Round…**(1/24/21) at KC:** Finished with five tackles (three) and two passes defensed in AFC Championship.

2019 (with Buf.): Appeared in 12 games with seven starts and recorded 50 tackles (39 solo), 1.0 sack, two tackles for loss, one forced fumble and five passes defensed…Missed four games due to a hamstring injury…**(9/8) at NYJ:** Recorded two tackles, one tackle for loss and one pass defensed before leaving game with a hamstring injury…**(10/20) vs. Mia.:** Posted two tackles…**(10/27) vs. Phi.:** Recorded three tackles (two), 1.0 sack, one tackle for loss and one forced fumble…**(11/3) vs. Was.:** Registered one tackle and one pass defensed…**(11/10) at Cle.:** Finished with four tackle (three)…**(11/17) at Mia.:** Recorded six tackles (three)…**(11/24) vs. Den.:** Finished with four tackles and one pass defensed…**(11/28) at Dal.:** Recorded nine tackles (seven) and one pass defensed…**(12/8) vs. Bal.:** Posted three tackles (two)…**(12/15) at Pit.:** Recorded six tackles (five)…**(12/21) at NE:** Finished with five tackles (four)…**(12/29) vs. NYJ:** Posted five tackles (four) and one pass defensed…**Postseason: (1/4/20) at Hou.:** Recorded one pass defense on defense and also appeared on special teams in first career playoff appearance.

2018 (with Buf.): As a rookie, played in 11 games with two starts and totaled 41 tackles (eight solo), 1.0 sack, one tackle for loss, one forced fumble, three passes defensed and one interception…Missed last four games of the season while on Reserve/Injured List due to a shoulder injury…**(9/9) at Bal.:** Recorded two tackles in NFL debut…**(9/16) vs. LAC:** Inactive due to a shoulder injury…**(9/23) at Min.:** Finished with six tackles (four) and one pass defensed on defense and one tackle on special teams…**(9/30) at GB:** Made first career start on defense and tallied five tackles (four), 1.0 sack and one forced fumble…**(10/7) vs. Ten.:** Finished with four tackles, one pass defensed and first career interception…**(10/14) at Hou.:** Registered four tackles (one)…**(10/21) at Ind.:** Recorded seven tackles and one tackle for loss…**(10/29) vs. NE:** Posted two tackles (one)…**(11/4) vs. Chi.:** Finished with two tackles and one pass

defensed…**(11/11) at NYJ:** Registered two tackles…**(11/25) vs. Jax.:** Recorded five tackles (four)…**(12/2) at Mia.:** Posted two tackles.

COLLEGE: Played four seasons (2014-17) at Weber State, where he was named the 2017 Big Sky Defensive MVP and finished his career as the program's career leader in pass breakups…Selected as a consensus First Team All-American, earning All-America honors from the Associated Press, STATS, HERO Sports and the AFCA...Was also a unanimous selection to the Big Sky All-Conference First Team…Career totals include 172 career tackles (123 solo), six interceptions, 2.0 sacks, eight tackles for loss, 48 passes defensed, two forced fumbles and one fumble recovery…As a senior, played in all 12 games and recorded 49 tackles (36), 2.0 sacks, three tackles for loss, 12 passes defensed, three interceptions and one forced fumble…Served as a team captain and helped lead the Wildcats to the Big Sky Championship, a school-record 11 wins, a top-10 national ranking and two FCS Playoff wins…In 2016, earned Second Team All-Big Sky Conference honors after starting all 12 games and totaling 48 tackles (36), five tackles for loss, 12 passes defensed and one fumble recovery…In 2015, earned Big Sky honorable mention All-Conference honors after starting all 11 games and recording 44 tackles (30), two interceptions and 14 passes defensed…As a freshman in 2014, appeared in all 12 games with five starts and recorded 31 tackles (21), one interception, 10 passes defensed and one forced fumble.

PERSONAL: Attended Sheldon High School in Sacramento, Calif., where he earned All-Metro and All-League honors and was named the All-Purpose Player of the Year...Led the team in receiving yards and finished 13th in the state in receiving.

ADDITIONAL STATISTICS: Special teams tackles – 1 in 2018, 1 in 2020, 1 in 2022. NFL Totals: 3.

SINGLE-GAME HIGHS: TACKLES: Total – 15, 10/15/23 vs. NYG. Solo – 9, two times; last: 10/15/23 vs. NYG. Tackles for Loss – 2, two times; last: 11/15/20 at Ari. Sacks – 1, eight times; last: 11/10/24 at Ind. Passes Defensed – 2, five times; last: 11/10/24 at Ind. Interceptions – 1, six times; last: 11/10/24 at Ind. Forced Fumbles – 1, eight times; last: 11/3/24 vs. Mia. Fumble Recoveries – 1, three times; last: 12/22/24 vs. NE. Defensive Touchdowns – 1, two times; last: 11/10/24 at Ind.

TARON JOHNSON'S NFL REGULAR SEASON DEFENSIVE STATISTICS

				TACKLES								INTERCEPTIONS					O. FUMB				ST					MISC	
DATE	TEAM	GP	GS	TK	S	A	TFL	YDS	SK	YDS	QBH	NO	YDS	LG	TD	PD	FF	FR	TD	YDS	TK	S	A	FF	FR	S	A
2018	Bills	11	2	41	33	8	1	4	1.0	6.0	1	1	0	0	0	3	1	0	0	0	1	1	0	0	0	0	0
2019	Bills	12	7	50	39	11	2	8	1.0	7.0	1	0	0	0	0	5	1	0	0	0	0	0	0	0	0	0	0
2020	Bills	16	11	93	70	23	5	21	1.0	6.0	3	1	51	51t	1	7	1	0	0	0	1	0	1	0	0	0	0
2021	Bills	16	15	76	53	23	4	29	3.0	24.0	3	1	4	4	0	7	1	0	0	0	0	0	0	0	0	0	0
2022	Bills	16	15	89	67	22	6	4	0.0	0.0	0	1	2	2	0	9	0	0	0	0	1	0	1	0	1	0	0
2023	Bills	17	17	98	72	26	3	3	1.0	1.0	2	0	0	0	0	8	3	1	0	0	0	0	0	0	0	0	0
2024	Bills	12	12	65	42	23	1	1	1.0	1.0	1	2	23	23t	1	5	1	1	1	0	0	0	0	0	0	0	0
2025	Bills	13	8	57	34	23	1	2	0.0	0.0	0	0	0	0	0	4	0	0	0	0	0	0	0	0	0	0	0
2026	Raiders	11	9	37	24	13	1	1	0.5	1.5	3	0	0	0	0	2	1	1	0	0	0	0	0	0	0	0	0
NFL TOTALS		**124**	**96**	**606**	**434**	**172**	**24**	**73**	**8.5**	**46.5**	**14**	**6**	**80**	**51T**	**2**	**50**	**9**	**3**	**1**	**0**	**3**	**1**	**2**	**0**	**1**	**0**	**0**

TARON JOHNSON'S NFL POSTSEASON DEFENSIVE STATISTICS

				TACKLES								INTERCEPTIONS					O. FUMB				ST					MISC	
DATE	TEAM	GP	GS	TK	S	A	TFL	YDS	SK	YDS	QBH	NO	YDS	LG	TD	PD	FF	FR	TD	YDS	TK	S	A	FF	FR	S	A
2019	Bills	1	1	0	0	0	0	0	0.0	0.0	0	0	0	0	0	1	0	0	0	0	0	0	0	0	0	0	0
2020	Bills	3	2	17	14	3	2	2	0.0	0.0	0	1	101	101t	1	3	0	0	0	0	0	0	0	0	0	0	0
2021	Bills	2	2	12	9	3	1	1	1.0	1.0	0	0	0	0	0	0	0	0	0	0	0	0	0	0	0	0	0
2022	Bills	2	2	13	9	4	1	0	0.0	0.0	1	0	0	0	0	2	0	0	0	0	0	0	0	0	0	0	0
2023	Bills	2	2	8	5	3	0	0	0.0	0.0	0	0	0	0	0	0	1	0	0	0	0	0	0	0	0	0	0
2024	Bills	3	2	11	7	4	0	0	0.0	0.0	0	0	0	0	0	1	0	0	0	0	0	0	0	0	0	0	0
2025	Bills	2	1	8	7	1	1	1	0.0	0.0	0	0	0	0	0	0	0	0	0	0	0	0	0	0	0	0	0
NFL TOTALS		**15**	**12**	**69**	**51**	**18**	**5**	**4**	**1.0**	**1.0**	**1**	**1**	**101**	**101T**	**1**	**7**	**1**	**0**	**0**	**0**	**0**	**0**	**0**	**0**	**0**	**0**	**0**

TARON JOHNSON'S 2026 GXG REGULAR-SEASON STATISTICS (RAIDERS)

			TACKLES								INTERCEPTIONS					O. FUMB				ST					MISC			
DATE	OPPONENT	P/S	TK	S	A	SK	YDS	TFL	YDS	QBH	NO	YDS	LG	TD	PD	FF	FR	TD	YDS	TK	S	A	FF	FR	S	A	W/L	SCORE
09/13	Dolphins	S	3	1	2	0.0	0.0	1	1	0	0	0	0	0	0	0	0	0	0	0	0	0	0	0	0	0	W	27-13
09/20	at Chargers	P	3	3	0	0.0	0.0	0	0	1	0	0	0	0	0	1	0	0	0	0	0	0	0	0	0	0	W	26-14
09/27	at Saints	S	8	7	1	0.0	0.0	0	0	0	0	0	0	0	1	0	1	0	0	0	0	0	0	0	0	0	W	35-27
10/04	Chiefs	S	2	1	1	0.0	0.0	0	0	0	0	0	0	0	1	0	0	0	0	0	0	0	0	0	0	0	L	27-30
10/11	at Patriots	S	6	5	1	0.0	0.0	0	0	1	0	0	0	0	0	0	0	0	0	0	0	0	0	0	0	0	L	17-45
10/18	Bills	S	4	2	2	0.0	0.0	0	0	0	0	0	0	0	0	0	0	0	0	0	0	0	0	0	0	0	L	30-33
10/25	Rams	S	1	0	1	0.0	0.0	0	0	0	0	0	0	0	0	0	0	0	0	0	0	0	0	0	0	0	L	21-35
11/01	at Jets	S	1	0	1	0.0	0.0	0	0	0	0	0	0	0	0	0	0	0	0	0	0	0	0	0	0	0	W	38-33
11/08	at 49ers	P	2	0	2	0.0	0.0	0	0	0	0	0	0	0	0	0	0	0	0	0	0	0	0	0	0	0	L	17-38
11/15	Seahawks	S	4	2	2	0.5	1.5	0	0	1	0	0	0	0	0	0	0	0	0	0	0	0	0	0	0	0	L	13-21
11/22	at Broncos	S	3	3	0	0.0	0.0	0	0	0	0	0	0	0	0	0	0	0	0	0	0	0	0	0	0	0	L	24-38
2026 TOTALS		**11-9**	**37**	**24**	**13**	**0.5**	**1.5**	**1**	**1**	**3**	**0**	**0**	**0**	**0**	**2**	**1**	**1**	**0**	**0**	**0**	**0**	**0**	**0**	**0**	**0**	**0**	**4-7**	

TARON JOHNSON'S 2025 GXG REGULAR-SEASON STATISTICS (BILLS)

			TACKLES								INTERCEPTIONS					O. FUMB				ST					MISC			
DATE	OPPONENT	P/S	TK	S	A	SK	YDS	TFL	YDS	QBH	NO	YDS	LG	TD	PD	FF	FR	TD	YDS	TK	S	A	FF	FR	S	A	W/L	SCORE
09/07	Ravens	P	2	2	0	0.0	0.0	0	0	0	0	0	0	0	0	0	0	0	0	0	0	0	0	0	0	0	W	41-40
09/14	at Jets		ON INACTIVE LIST																								W	30-10
09/18	Dolphins	S	8	6	2	0.0	0.0	1	2	0	0	0	0	0	1	0	0	0	0	0	0	0	0	0	0	0	W	31-21
09/28	Saints	S	4	4	0	0.0	0.0	0	0	0	0	0	0	0	0	0	0	0	0	0	0	0	0	0	0	0	W	31-19
10/05	Patriots	S	2	2	0	0.0	0.0	0	0	0	0	0	0	0	0	0	0	0	0	0	0	0	0	0	0	0	L	20-23
10/13	at Falcons	P	5	3	2	0.0	0.0	0	0	0	0	0	0	0	1	0	0	0	0	0	0	0	0	0	0	0	L	14-24
10/26	at Panthers	P	4	2	2	0.0	0.0	0	0	0	0	0	0	0	0	0	0	0	0	0	0	0	0	0	0	0	W	40-9
11/02	Chiefs		ON INACTIVE LIST																								W	28-21
11/09	at Dolphins		ON INACTIVE LIST																								L	13-30
11/16	Buccaneers	P	6	3	3	0.0	0.0	0	0	0	0	0	0	0	0	0	0	0	0	0	0	0	0	0	0	0	W	44-32
11/20	at Texans	S	5	3	2	0.0	0.0	0	0	0	0	0	0	0	1	0	0	0	0	0	0	0	0	0	0	0	L	19-23
11/30	at Steelers	P	3	0	3	0.0	0.0	0	0	0	0	0	0	0	0	0	0	0	0	0	0	0	0	0	0	0	W	26-7
12/07	Bengals	S	5	4	1	0.0	0.0	0	0	0	0	0	0	0	1	0	0	0	0	0	0	0	0	0	0	0	W	39-34
12/14	at Patriots	S	5	3	2	0.0	0.0	0	0	0	0	0	0	0	0	0	0	0	0	0	0	0	0	0	0	0	W	35-31
12/21	at Browns	S	5	2	3	0.0	0.0	0	0	0	0	0	0	0	0	0	0	0	0	0	0	0	0	0	0	0	W	23-20
12/28	Eagles	S	3	0	3	0.0	0.0	0	0	0	0	0	0	0	0	0	0	0	0	0	0	0	0	0	0	0	L	12-13
01/04	Jets		DID NOT PLAY (NON-INJURY)																								W	35-8
2025 TOTALS		**13-8**	**57**	**34**	**23**	**0.0**	**0.0**	**1**	**2**	**0**	**0**	**0**	**0**	**0**	**4**	**0**	**0**	**0**	**0**	**0**	**0**	**0**	**0**	**0**	**0**	**0**	**12-5**	

TARON JOHNSON'S 2024 GXG REGULAR-SEASON STATISTICS (BILLS)

			TACKLES								INTERCEPTIONS					O. FUMB				ST					MISC			
DATE	OPPONENT	P/S	TK	S	A	SK	YDS	TFL	YDS	QBH	NO	YDS	LG	TD	PD	FF	FR	TD	YDS	TK	S	A	FF	FR	S	A	W/L	SCORE
09/08	Cardinals	S	1	0	1	0.0	0.0	0	0	0	0	0	0	0	0	0	0	0	0	0	0	0	0	0	0	0	W	34-28
09/12	at Dolphins		ON INACTIVE LIST																								W	31-10
09/23	Jaguars		ON INACTIVE LIST																								W	47-10
09/29	at Ravens		ON INACTIVE LIST																								L	10-35
10/06	at Texans		ON INACTIVE LIST																								L	20-23
10/14	at Jets	S	8	4	4	0.0	0.0	0	0	0	1	0	0	0	1	0	0	0	0	0	0	0	0	0	0	0	W	23-20
10/20	Titans	S	7	4	3	0.0	0.0	0	0	0	0	0	0	0	1	0	0	0	0	0	0	0	0	0	0	0	W	34-10
10/27	at Seahawks	S	8	4	4	0.0	0.0	0	0	0	0	0	0	0	0	0	0	0	0	0	0	0	0	0	0	0	W	31-10
11/03	Dolphins	S	4	3	1	0.0	0.0	0	0	0	0	0	0	0	0	1	0	0	0	0	0	0	0	0	0	0	W	30-27
11/10	at Colts	S	3	3	0	1.0	1.0	1	1	1	1	23	23	1	2	0	0	0	0	0	0	0	0	0	0	0	W	30-20
11/17	Chiefs	S	6	4	2	0.0	0.0	0	0	0	0	0	0	0	0	0	0	0	0	0	0	0	0	0	0	0	W	30-21
12/01	49ers	S	6	4	2	0.0	0.0	0	0	0	0	0	0	0	0	0	0	0	0	0	0	0	0	0	0	0	W	35-10
12/08	at Rams	S	7	6	1	0.0	0.0	0	0	0	0	0	0	0	0	0	0	0	0	0	0	0	0	0	0	0	L	42-44
12/15	at Lions	S	8	5	3	0.0	0.0	0	0	0	0	0	0	0	1	0	0	0	0	0	0	0	0	0	0	0	W	48-42
12/22	Patriots	S	3	1	2	0.0	0.0	0	0	0	0	0	0	0	0	0	1	1	0	0	0	0	0	0	0	0	W	24-21
12/29	Jets	S	4	4	0	0.0	0.0	0	0	0	0	0	0	0	0	0	0	0	0	0	0	0	0	0	0	0	W	40-14
01/05	at Patriots		ON INACTIVE LIST																								L	16-23
2024 TOTALS		**12-12**	**65**	**42**	**23**	**1.0**	**1.0**	**1**	**1**	**1**	**2**	**23**	**23T**	**1**	**5**	**1**	**1**	**1**	**0**	**0**	**0**	**0**	**0**	**0**	**0**	**0**	**13-4**	

TARON JOHNSON'S 2023 GXG REGULAR-SEASON STATISTICS (BILLS)

			TACKLES								INTERCEPTIONS					O. FUMB				ST					MISC			
DATE	OPPONENT	P/S	TK	S	A	SK	YDS	TFL	YDS	QBH	NO	YDS	LG	TD	PD	FF	FR	TD	YDS	TK	S	A	FF	FR	S	A	W/L	SCORE
09/11	at Jets	S	0	0	0	0.0	0.0	0	0	0	0	0	0	0	0	0	0	0	0	0	0	0	0	0	0	0	L	16-22+
09/17	Raiders	S	4	2	2	0.0	0.0	0	0	0	0	0	0	0	0	0	0	0	0	0	0	0	0	0	0	0	W	38-10
09/24	at Commanders	S	5	4	1	0.0	0.0	0	0	0	0	0	0	0	0	1	0	0	0	0	0	0	0	0	0	0	W	37-3
10/01	Dolphins	S	4	3	1	0.0	0.0	0	0	0	0	0	0	0	1	1	0	0	0	0	0	0	0	0	0	0	W	48-20
10/08	Jaguars	S	3	3	0	0.0	0.0	0	0	1	0	0	0	0	0	0	0	0	0	0	0	0	0	0	0	0	L	20-25
10/15	Giants	S	15	9	6	0.0	0.0	0	0	0	0	0	0	0	1	0	0	0	0	0	0	0	0	0	0	0	W	14-9
10/22	at Patriots	S	4	4	0	0.0	0.0	0	0	0	0	0	0	0	1	0	0	0	0	0	0	0	0	0	0	0	L	25-29
10/26	Buccaneers	S	6	4	2	1.0	1.0	1	1	1	0	0	0	0	0	0	0	0	0	0	0	0	0	0	0	0	W	24-18
11/05	at Bengals	S	5	5	0	0.0	0.0	1	1	0	0	0	0	0	0	0	0	0	0	0	0	0	0	0	0	0	L	18-24
11/13	Broncos	S	7	5	2	0.0	0.0	0	0	0	0	0	0	0	0	1	0	0	0	0	0	0	0	0	0	0	L	22-24
11/19	Jets	S	3	2	1	0.0	0.0	0	0	0	0	0	0	0	0	0	0	0	0	0	0	0	0	0	0	0	W	32-6
11/26	at Eagles	S	6	5	1	0.0	0.0	0	0	0	0	0	0	0	0	0	0	0	0	0	0	0	0	0	0	0	L	34-37+
12/10	at Chiefs	S	9	6	3	0.0	0.0	0	0	0	0	0	0	0	1	0	1	0	0	0	0	0	0	0	0	0	W	20-17
12/17	Cowboys	S	7	7	0	0.0	0.0	0	0	0	0	0	0	0	1	0	0	0	0	0	0	0	0	0	0	0	W	31-10
12/23	at Chargers	S	7	6	1	0.0	0.0	0	0	0	0	0	0	0	2	0	0	0	0	0	0	0	0	0	0	0	W	24-22
12/31	Patriots	S	4	3	1	0.0	0.0	0	0	0	0	0	0	0	1	0	0	0	0	0	0	0	0	0	0	0	W	27-21
01/07	at Dolphins	S	9	4	5	0.0	0.0	1	1	0	0	0	0	0	0	0	0	0	0	0	0	0	0	0	0	0	W	21-14
2023 TOTALS		**17-17**	**98**	**72**	**26**	**1.0**	**1.0**	**3**	**3**	**2**	**0**	**0**	**0**	**0**	**8**	**3**	**1**	**0**	**0**	**0**	**0**	**0**	**0**	**0**	**0**	**0**	**11-6**	

+ - Overtime

TARON JOHNSON'S 2022 GXG REGULAR-SEASON STATISTICS (BILLS)

			TACKLES								INTERCEPTIONS					O. FUMB				ST					MISC			
DATE	OPPONENT	P/S	TK	S	A	SK	YDS	TFL	YDS	QBH	NO	YDS	LG	TD	PD	FF	FR	TD	YDS	TK	S	A	FF	FR	S	A	W/L/T	SCORE
09/08	at Rams	S	9	5	4	0.0	0.0	1	1	0	0	0	0	0	1	0	0	0	0	0	0	0	0	0	0	0	W	31-10
09/19	Titans	S	4	4	0	0.0	0.0	0	0	0	0	0	0	0	0	0	0	0	0	1	0	1	0	0	0	0	W	41-7
09/25	at Dolphins	S	6	3	3	0.0	0.0	0	0	0	0	0	0	0	0	0	0	0	0	0	0	0	0	0	0	0	L	19-21
10/02	at Ravens	S	4	3	1	0.0	0.0	0	0	0	0	0	0	0	0	0	0	0	0	0	0	0	0	0	0	0	W	23-20
10/09	Steelers	S	5	5	0	0.0	0.0	1	0	0	0	0	0	0	1	0	0	0	0	0	0	0	0	1	0	0	W	38-3
10/16	at Chiefs	S	6	4	2	0.0	0.0	0	0	0	1	2	2	0	1	0	0	0	0	0	0	0	0	0	0	0	W	24-20
10/30	Packers	S	7	6	1	0.0	0.0	1	1	0	0	0	0	0	0	0	0	0	0	0	0	0	0	0	0	0	W	27-17
11/06	at Jets	S	5	3	2	0.0	0.0	0	0	0	0	0	0	0	1	0	0	0	0	0	0	0	0	0	0	0	L	17-20
11/13	Vikings	S	5	4	1	0.0	0.0	1	0	0	0	0	0	0	0	0	0	0	0	0	0	0	0	0	0	0	L	30-33+
11/20	Browns	S	8	4	4	0.0	0.0	0	0	0	0	0	0	0	0	0	0	0	0	0	0	0	0	0	0	0	W	31-23
11/24	at Lions	P	3	3	0	0.0	0.0	0	0	0	0	0	0	0	0	0	0	0	0	0	0	0	0	0	0	0	W	28-25
12/01	at Patriots	S	4	3	1	0.0	0.0	0	0	0	0	0	0	0	2	0	0	0	0	0	0	0	0	0	0	0	W	24-10
12/11	Jets	S	8	7	1	0.0	0.0	0	0	0	0	0	0	0	1	0	0	0	0	0	0	0	0	0	0	0	W	20-12
12/17	Dolphins	S	4	4	0	0.0	0.0	1	2	0	0	0	0	0	1	0	0	0	0	0	0	0	0	0	0	0	W	32-29
12/24	at Bears	S	3	3	0	0.0	0.0	0	0	0	0	0	0	0	0	0	0	0	0	0	0	0	0	0	0	0	W	35-13
01/08	Patriots	S	8	6	2	0.0	0.0	1	0	0	0	0	0	0	1	0	0	0	0	0	0	0	0	0	0	0	W	35-23
2022 TOTALS		**16-15**	**89**	**67**	**22**	**0.0**	**0.0**	**6**	**4**	**0**	**1**	**2**	**2**	**0**	**9**	**0**	**0**	**0**	**0**	**1**	**0**	**1**	**0**	**1**	**0**	**0**	**13-3**	

+ - Overtime

TARON JOHNSON'S 2021 GXG REGULAR-SEASON STATISTICS (BILLS)

			TACKLES								INTERCEPTIONS					O. FUMB				ST					MISC			
DATE	OPPONENT	P/S	TK	S	A	SK	YDS	TFL	YDS	QBH	NO	YDS	LG	TD	PD	FF	FR	TD	YDS	TK	S	A	FF	FR	S	A	W/L	SCORE
09/12	Steelers	S	7	7	0	0.0	0.0	0	0	0	0	0	0	0	2	0	0	0	0	0	0	0	0	0	0	0	L	16-23
09/19	at Dolphins	S	4	3	1	1.0	7.0	1	7	1	0	0	0	0	1	1	0	0	0	0	0	0	0	0	0	0	W	35-0
09/26	Football Team	S	4	3	1	0.0	0.0	0	0	0	0	0	0	0	1	0	0	0	0	0	0	0	0	0	0	0	W	43-21
10/03	Texans		ON INACTIVE LIST																								W	40-0
10/10	at Chiefs	S	12	8	4	0.0	0.0	0	0	0	0	0	0	0	1	0	0	0	0	0	0	0	0	0	0	0	W	38-20
10/18	at Titans	S	6	3	3	0.0	0.0	0	0	0	0	0	0	0	0	0	0	0	0	0	0	0	0	0	0	0	L	31-34
10/31	Dolphins	S	5	5	0	0.0	0.0	0	0	0	0	0	0	0	0	0	0	0	0	0	0	0	0	0	0	0	W	26-11
11/07	at Jaguars	S	2	2	0	0.0	0.0	0	0	0	0	0	0	0	0	0	0	0	0	0	0	0	0	0	0	0	L	6-9
11/14	at Jets	S	4	4	0	0.0	0.0	0	0	0	1	4	4	0	1	0	0	0	0	0	0	0	0	0	0	0	W	45-17
11/21	Colts	S	6	2	4	0.0	0.0	0	0	0	0	0	0	0	0	0	0	0	0	0	0	0	0	0	0	0	L	15-41
11/25	at Saints	S	4	1	3	0.0	0.0	1	5	0	0	0	0	0	0	0	0	0	0	0	0	0	0	0	0	0	W	31-6
12/06	Patriots	S	1	1	0	0.0	0.0	0	0	0	0	0	0	0	0	0	0	0	0	0	0	0	0	0	0	0	L	10-14
12/12	at Buccaneers	S	5	4	1	0.0	0.0	0	0	0	0	0	0	0	0	0	0	0	0	0	0	0	0	0	0	0	L	27-33+
12/19	Panthers	S	4	3	1	1.0	10.0	1	10	1	0	0	0	0	0	0	0	0	0	0	0	0	0	0	0	0	W	31-14
12/26	at Patriots	P	4	2	2	0.0	0.0	0	0	0	0	0	0	0	1	0	0	0	0	0	0	0	0	0	0	0	W	33-21
01/02	Falcons	S	4	3	1	1.0	7.0	1	7	1	0	0	0	0	0	0	0	0	0	0	0	0	0	0	0	0	W	29-15
01/09	Jets	S	4	2	2	0.0	0.0	0	0	0	0	0	0	0	0	0	0	0	0	0	0	0	0	0	0	0	W	27-10
2021 TOTALS		**16-15**	**76**	**53**	**23**	**3.0**	**24.0**	**4**	**29**	**3**	**1**	**4**	**4**	**0**	**7**	**1**	**0**	**0**	**0**	**0**	**0**	**0**	**0**	**0**	**0**	**0**	**11-6**	

+ - Overtime

TARON JOHNSON'S 2020 GXG REGULAR-SEASON STATISTICS (BILLS)

			TACKLES								INTERCEPTIONS					O. FUMB				ST					MISC			
DATE	OPPONENT	P/S	TK	S	A	SK	YDS	TFL	YDS	QBH	NO	YDS	LG	TD	PD	FF	FR	TD	YDS	TK	S	A	FF	FR	S	A	W/L	SCORE
09/13	Jets	S	5	4	1	0.0	0.0	0	0	0	0	0	0	0	1	0	0	0	0	0	0	0	0	0	0	0	W	27-17
09/20	at Dolphins	S	5	3	2	0.0	0.0	0	0	0	0	0	0	0	0	0	0	0	0	0	0	0	0	0	0	0	W	31-28
09/27	Rams	S	10	9	1	0.0	0.0	2	8	0	0	0	0	0	0	0	0	0	0	0	0	0	0	0	0	0	W	35-32
10/04	at Raiders	P	7	5	2	0.0	0.0	0	0	0	0	0	0	0	0	0	0	0	0	0	0	0	0	0	0	0	W	30-23
10/13	at Titans	P	7	5	2	0.0	0.0	0	0	0	0	0	0	0	0	0	0	0	0	0	0	0	0	0	0	0	L	16-42
10/19	Chiefs	P	8	8	0	0.0	0.0	0	0	0	0	0	0	0	0	0	0	0	0	0	0	0	0	0	0	0	L	17-26
10/25	at Jets	S	2	2	0	0.0	0.0	0	0	0	0	0	0	0	1	0	0	0	0	0	0	0	0	0	0	0	W	18-10
11/01	Patriots	S	4	4	0	0.0	0.0	0	0	0	0	0	0	0	0	0	0	0	0	0	0	0	0	0	0	0	W	24-21
11/08	Seahawks	P	5	3	2	0.0	0.0	0	0	0	0	0	0	0	0	0	0	0	0	0	0	0	0	0	0	0	W	44-34
11/15	at Cardinals	S	9	8	1	1.0	6.0	2	13	1	0	0	0	0	0	1	0	0	0	0	0	0	0	0	0	0	L	30-32
11/29	Chargers	S	6	3	3	0.0	0.0	0	0	2	0	0	0	0	2	0	0	0	0	0	0	0	0	0	0	0	W	27-17
12/07	at 49ers	S	6	3	3	0.0	0.0	1	0	0	0	0	0	0	0	0	0	0	0	0	0	0	0	0	0	0	W	34-24
12/13	Steelers	S	7	4	3	0.0	0.0	0	0	0	1	51	51	1	1	0	0	0	0	0	0	0	0	0	0	0	W	26-15
12/19	at Broncos	S	4	4	0	0.0	0.0	0	0	0	0	0	0	0	1	0	0	0	0	0	0	0	0	0	0	0	W	48-19
12/28	at Patriots	P	2	2	0	0.0	0.0	0	0	0	0	0	0	0	0	0	0	0	0	1	0	1	0	0	0	0	W	38-9
01/03	Dolphins	S	6	3	3	0.0	0.0	0	0	0	0	0	0	0	1	0	0	0	0	0	0	0	0	0	0	0	W	56-26
2020 TOTALS		**16-11**	**93**	**70**	**23**	**1.0**	**6.0**	**5**	**21**	**3**	**1**	**51**	**51T**	**1**	**7**	**1**	**0**	**0**	**0**	**1**	**0**	**1**	**0**	**0**	**0**	**0**	**13-3**	

TARON JOHNSON'S 2019 GXG REGULAR-SEASON STATISTICS (BILLS)

			TACKLES								INTERCEPTIONS					O. FUMB				ST					MISC			
DATE	OPPONENT	P/S	TK	S	A	SK	YDS	TFL	YDS	QBH	NO	YDS	LG	TD	PD	FF	FR	TD	YDS	TK	S	A	FF	FR	S	A	W/L	SCORE
09/08	at Jets	S	2	2	0	0.0	0.0	1	1	0	0	0	0	0	1	0	0	0	0	0	0	0	0	0	0	0	W	17-16
09/15	at Giants										ON INACTIVE LIST																W	28-14
09/22	Bengals										ON INACTIVE LIST																W	21-17
09/29	Patriots										ON INACTIVE LIST																L	10-16
10/06	at Titans										ON INACTIVE LIST																W	14-7
10/20	Dolphins	S	2	2	0	0.0	0.0	0	0	0	0	0	0	0	0	0	0	0	0	0	0	0	0	0	0	0	W	31-21
10/27	Eagles	S	3	2	1	1.0	7.0	1	7	1	0	0	0	0	0	1	0	0	0	0	0	0	0	0	0	0	L	13-31
11/03	Redskins	S	1	1	0	0.0	0.0	0	0	0	0	0	0	0	1	0	0	0	0	0	0	0	0	0	0	0	W	24-9
11/10	at Browns	P	4	3	1	0.0	0.0	0	0	0	0	0	0	0	0	0	0	0	0	0	0	0	0	0	0	0	L	16-19
11/17	at Dolphins	P	6	3	3	0.0	0.0	0	0	0	0	0	0	0	0	0	0	0	0	0	0	0	0	0	0	0	W	37-20
11/24	Broncos	P	4	4	0	0.0	0.0	0	0	0	0	0	0	0	1	0	0	0	0	0	0	0	0	0	0	0	W	20-3
11/28	at Cowboys	P	9	7	2	0.0	0.0	0	0	0	0	0	0	0	1	0	0	0	0	0	0	0	0	0	0	0	W	26-15
12/08	Ravens	P	3	2	1	0.0	0.0	0	0	0	0	0	0	0	0	0	0	0	0	0	0	0	0	0	0	0	L	17-24
12/15	at Steelers	S	6	5	1	0.0	0.0	0	0	0	0	0	0	0	0	0	0	0	0	0	0	0	0	0	0	0	W	17-10
12/21	at Patriots	S	5	4	1	0.0	0.0	0	0	0	0	0	0	0	0	0	0	0	0	0	0	0	0	0	0	0	L	17-24
12/29	Jets	S	5	4	1	0.0	0.0	0	0	0	0	0	0	0	1	0	0	0	0	0	0	0	0	0	0	0	L	6-13
2019 TOTALS		**12-7**	**50**	**39**	**11**	**1.0**	**7.0**	**2**	**8**	**1**	**0**	**0**	**0**	**0**	**5**	**1**	**0**	**0**	**0**	**0**	**0**	**0**	**0**	**0**	**0**	**0**	**10-6**	

TARON JOHNSON'S 2018 GXG REGULAR-SEASON STATISTICS (BILLS)

			TACKLES								INTERCEPTIONS					O. FUMB				ST					MISC			
DATE	OPPONENT	P/S	TK	S	A	SK	YDS	TFL	YDS	QBH	NO	YDS	LG	TD	PD	FF	FR	TD	YDS	TK	S	A	FF	FR	S	A	W/L	SCORE
09/09	at Ravens	P	2	2	0	0.0	0.0	0	0	0	0	0	0	0	0	0	0	0	0	0	0	0	0	0	0	0	L	3-47
09/16	Chargers										ON INACTIVE LIST																L	20-31
09/23	at Vikings	P	6	4	2	0.0	0.0	0	0	0	0	0	0	0	1	0	0	0	0	1	1	0	0	0	0	0	W	27-6
09/30	at Packers	S	5	4	1	1.0	6.0	0	0	1	0	0	0	0	0	1	0	0	0	0	0	0	0	0	0	0	L	0-22
10/07	Titans	P	4	4	0	0.0	0.0	0	0	0	1	0	0	0	1	0	0	0	0	0	0	0	0	0	0	0	W	13-12
10/14	at Texans	P	4	1	3	0.0	0.0	0	0	0	0	0	0	0	0	0	0	0	0	0	0	0	0	0	0	0	L	13-20
10/21	at Colts	P	7	7	0	0.0	0.0	1	4	0	0	0	0	0	0	0	0	0	0	0	0	0	0	0	0	0	L	5-37
10/29	Patriots	P	2	1	1	0.0	0.0	0	0	0	0	0	0	0	0	0	0	0	0	0	0	0	0	0	0	0	L	6-25
11/04	Bears	P	2	2	0	0.0	0.0	0	0	0	0	0	0	0	1	0	0	0	0	0	0	0	0	0	0	0	L	9-41
11/11	at Jets	P	2	2	0	0.0	0.0	0	0	0	0	0	0	0	0	0	0	0	0	0	0	0	0	0	0	0	W	41-10
11/25	Jaguars	P	5	4	1	0.0	0.0	0	0	0	0	0	0	0	0	0	0	0	0	0	0	0	0	0	0	0	W	24-21
12/02	at Dolphins	S	2	2	0	0.0	0.0	0	0	0	0	0	0	0	0	0	0	0	0	0	0	0	0	0	0	0	L	17-21
12/09	Jets										ON INACTIVE LIST																L	23-27
12/16	Lions										INJURED RESERVE																W	14-13
12/23	at Patriots										INJURED RESERVE																L	12-24
12/30	Dolphins										INJURED RESERVE																W	42-17
2018 TOTALS		**11-2**	**41**	**33**	**8**	**1.0**	**6.0**	**1**	**4**	**1**	**1**	**0**	**0**	**0**	**3**	**1**	**0**	**0**	**0**	**1**	**1**	**0**	**0**	**0**	**0**	**0**	**6-10**	

TARON JOHNSON'S 2025 GXG POSTSEASON STATISTICS (BILLS)

			TACKLES								INTERCEPTIONS					O. FUMB				ST					MISC			
DATE	OPPONENT	P/S	TK	S	A	SK	YDS	TFL	YDS	QBH	NO	YDS	LG	TD	PD	FF	FR	TD	YDS	TK	S	A	FF	FR	S	A	W/L	SCORE
01/11	at Jaguars	P	2	2	0	0.0	0.0	0	0	0	0	0	0	0	0	0	0	0	0	0	0	0	0	0	0	0	W	27-24
01/17	at Broncos	S	6	5	1	0.0	0.0	1	1	0	0	0	0	0	0	0	0	0	0	0	0	0	0	0	0	0	L	30-33+
2025 TOTALS		**2-1**	**8**	**7**	**1**	**0.0**	**0.0**	**1**	**1**	**0**	**0**	**0**	**0**	**0**	**0**	**0**	**0**	**0**	**0**	**0**	**0**	**0**	**0**	**0**	**0**	**0**	**1-1**	

+ - Overtime

TARON JOHNSON'S 2024 GXG POSTSEASON STATISTICS (BILLS)

			TACKLES								INTERCEPTIONS					O. FUMB				ST					MISC			
DATE	OPPONENT	P/S	TK	S	A	SK	YDS	TFL	YDS	QBH	NO	YDS	LG	TD	PD	FF	FR	TD	YDS	TK	S	A	FF	FR	S	A	W/L	SCORE
01/12	Broncos	S	5	3	2	0.0	0.0	0	0	0	0	0	0	0	0	0	0	0	0	0	0	0	0	0	0	0	W	31-7
01/19	Ravens	P	3	2	1	0.0	0.0	0	0	0	0	0	0	0	1	0	0	0	0	0	0	0	0	0	0	0	W	27-25
01/26	at Chiefs	S	3	2	1	0.0	0.0	0	0	0	0	0	0	0	0	0	0	0	0	0	0	0	0	0	0	0	L	29-32
2024 TOTALS		**3-2**	**11**	**7**	**4**	**0.0**	**0.0**	**0**	**0**	**0**	**0**	**0**	**0**	**0**	**1**	**0**	**0**	**0**	**0**	**0**	**0**	**0**	**0**	**0**	**0**	**0**	**2-1**	

TARON JOHNSON'S 2023 GXG POSTSEASON STATISTICS (BILLS)

			TACKLES								INTERCEPTIONS					O. FUMB				ST					MISC			
DATE	OPPONENT	P/S	TK	S	A	SK	YDS	TFL	YDS	QBH	NO	YDS	LG	TD	PD	FF	FR	TD	YDS	TK	S	A	FF	FR	S	A	W/L	SCORE
01/15	Steelers	S	2	1	1	0.0	0.0	0	0	0	0	0	0	0	0	1	0	0	0	0	0	0	0	0	0	0	W	31-17
01/21	Chiefs	S	6	4	2	0.0	0.0	0	0	0	0	0	0	0	0	0	0	0	0	0	0	0	0	0	0	0	L	24-27
2023 TOTALS		**2-2**	**8**	**5**	**3**	**0.0**	**0.0**	**0**	**0**	**0**	**0**	**0**	**0**	**0**	**0**	**1**	**0**	**0**	**0**	**0**	**0**	**0**	**0**	**0**	**0**	**0**	**1-1**	

TARON JOHNSON'S 2022 GXG POSTSEASON STATISTICS (BILLS)

			TACKLES								INTERCEPTIONS					O. FUMB				ST					MISC			
DATE	OPPONENT	P/S	TK	S	A	SK	YDS	TFL	YDS	QBH	NO	YDS	LG	TD	PD	FF	FR	TD	YDS	TK	S	A	FF	FR	S	A	W/L	SCORE
01/15	Dolphins	S	7	6	1	0.0	0.0	1	0	1	0	0	0	0	1	0	0	0	0	0	0	0	0	0	0	0	W	34-31
01/22	Bengals	S	6	3	3	0.0	0.0	0	0	0	0	0	0	0	1	0	0	0	0	0	0	0	0	0	0	0	L	10-27
2022 TOTALS		**2-2**	**13**	**9**	**4**	**0.0**	**0.0**	**1**	**0**	**1**	**0**	**0**	**0**	**0**	**2**	**0**	**0**	**0**	**0**	**0**	**0**	**0**	**0**	**0**	**0**	**0**	**1-1**	

TARON JOHNSON'S 2021 GXG POSTSEASON STATISTICS (BILLS)

			TACKLES								INTERCEPTIONS					O. FUMB				ST					MISC			
DATE	OPPONENT	P/S	TK	S	A	SK	YDS	TFL	YDS	QBH	NO	YDS	LG	TD	PD	FF	FR	TD	YDS	TK	S	A	FF	FR	S	A	W/L	SCORE
01/15	Patriots	S	5	4	1	0.0	0.0	0	0	0	0	0	0	0	0	0	0	0	0	0	0	0	0	0	0	0	W	47-17
01/23	at Chiefs	S	7	5	2	1.0	1.0	1	1	0	0	0	0	0	0	0	0	0	0	0	0	0	0	0	0	0	L	36-42+
2021 TOTALS		**2-2**	**12**	**9**	**3**	**1.0**	**1.0**	**1**	**1**	**0**	**0**	**0**	**0**	**0**	**0**	**0**	**0**	**0**	**0**	**0**	**0**	**0**	**0**	**0**	**0**	**0**	**1-1**	

+ - Overtime

TARON JOHNSON'S 2020 GXG POSTSEASON STATISTICS (BILLS)

			TACKLES								INTERCEPTIONS					O. FUMB				ST					MISC			
DATE	OPPONENT	P/S	TK	S	A	SK	YDS	TFL	YDS	QBH	NO	YDS	LG	TD	PD	FF	FR	TD	YDS	TK	S	A	FF	FR	S	A	W/L	SCORE
01/09	Colts	S	6	5	1	0.0	0.0	1	0	0	0	0	0	0	0	0	0	0	0	0	0	0	0	0	0	0	W	27-24
01/16	Ravens	P	6	6	0	0.0	0.0	1	2	0	1	101	101	1	1	0	0	0	0	0	0	0	0	0	0	0	W	17-3
01/24	at Chiefs	S	5	3	2	0.0	0.0	0	0	0	0	0	0	0	2	0	0	0	0	0	0	0	0	0	0	0	L	24-38
2020 TOTALS		**3-2**	**17**	**14**	**3**	**0.0**	**0.0**	**2**	**2**	**0**	**1**	**101**	**101T**	**1**	**3**	**0**	**0**	**0**	**0**	**0**	**0**	**0**	**0**	**0**	**0**	**0**	**2-1**	

TARON JOHNSON'S 2019 GXG POSTSEASON STATISTICS (BILLS)

			TACKLES								INTERCEPTIONS					O. FUMB				ST					MISC			
DATE	OPPONENT	P/S	TK	S	A	SK	YDS	TFL	YDS	QBH	NO	YDS	LG	TD	PD	FF	FR	TD	YDS	TK	S	A	FF	FR	S	A	W/L	SCORE
01/04	at Texans	S	0	0	0	0.0	0.0	0	0	0	0	0	0	0	1	0	0	0	0	0	0	0	0	0	0	0	L	19-22+
2019 TOTALS		**1-1**	**0**	**0**	**0**	**0.0**	**0.0**	**0**	**0**	**0**	**0**	**0**	**0**	**0**	**1**	**0**	**0**	**0**	**0**	**0**	**0**	**0**	**0**	**0**	**0**	**0**	**0-1**	

+ - Overtime

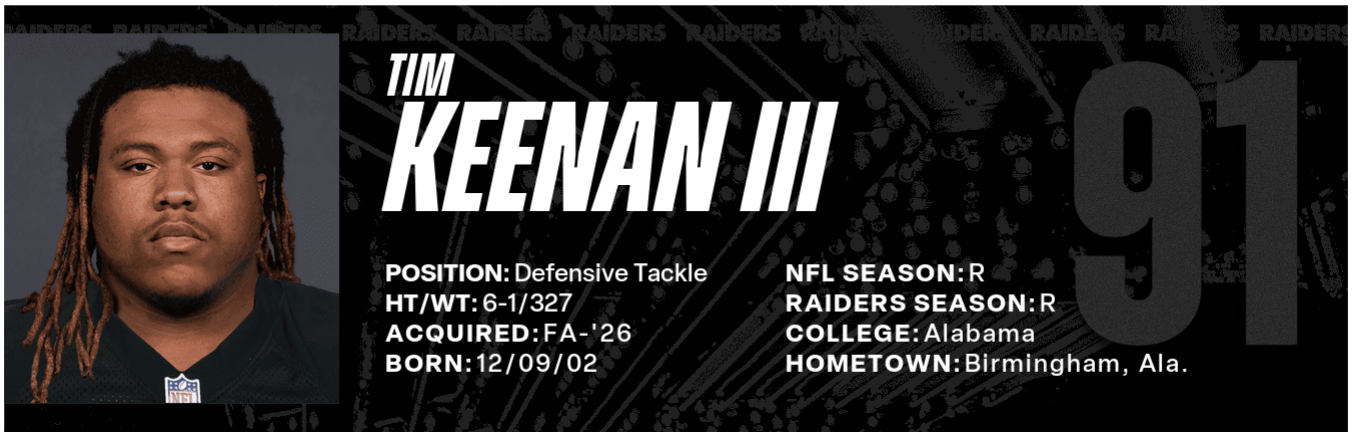

2026: (10/25) vs. LAR: Saw his first NFL action and recorded two assisted tackles on defense...**(11/1) at NYJ:** Posted one assisted tackle, 1.0 sack, one tackle for loss and one quarterback hit...**(11/8) at SF:** Got the start at defensive tackle and finished with four tackles (one)...**(11/15) vs. Sea.:** Saw action on defense and special teams...**(11/22) at Den.:** Played on defense before exiting the game with an injury.

TIM KEENAN III'S NFL REGULAR SEASON DEFENSIVE STATISTICS

				TACKLES								INTERCEPTIONS					O. FUMB				ST					MISC	
DATE	TEAM	GP	GS	TK	S	A	TFL	YDS	SK	YDS	QBH	NO	YDS	LG	TD	PD	FF	FR	TD	YDS	TK	S	A	FF	FR	S	A
2026	Raiders	5	1	7	2	5	1	7	1.0	7.0	1	0	0	0	0	0	0	0	0	0	0	0	0	0	0	0	0
NFL TOTALS		**5**	**1**	**7**	**2**	**5**	**1**	**7**	**1.0**	**7.0**	**1**	**0**	**0**	**0**	**0**	**0**	**0**	**0**	**0**	**0**	**0**	**0**	**0**	**0**	**0**	**0**	**0**

TIM KEENAN III'S 2026 GXG REGULAR-SEASON STATISTICS (RAIDERS)

			TACKLES								INTERCEPTIONS					O. FUMB				ST					MISC			
DATE	OPPONENT	P/S	TK	S	A	SK	YDS	TFL	YDS	QBH	NO	YDS	LG	TD	PD	FF	FR	TD	YDS	TK	S	A	FF	FR	S	A	W/L	SCORE
09/13	Dolphins		PRACTICE SQUAD																								W	27-13
09/20	at Chargers		PRACTICE SQUAD																								W	26-14
09/27	at Saints		PRACTICE SQUAD																								W	35-27
10/04	Chiefs		PRACTICE SQUAD																								L	27-30
10/11	at Patriots		PRACTICE SQUAD																								L	17-45
10/18	Bills		PRACTICE SQUAD																								L	30-33
10/25	Rams	P	2	0	2	0.0	0.0	0	0	0	0	0	0	0	0	0	0	0	0	0	0	0	0	0	0	0	L	21-35
11/01	at Jets	P	1	1	0	1.0	7.0	1	7	1	0	0	0	0	0	0	0	0	0	0	0	0	0	0	0	0	W	38-33
11/08	at 49ers	S	4	1	3	0.0	0.0	0	0	0	0	0	0	0	0	0	0	0	0	0	0	0	0	0	0	0	L	17-38
11/15	Seahawks	P	0	0	0	0.0	0.0	0	0	0	0	0	0	0	0	0	0	0	0	0	0	0	0	0	0	0	L	13-21
11/22	at Broncos	P	0	0	0	0.0	0.0	0	0	0	0	0	0	0	0	0	0	0	0	0	0	0	0	0	0	0	L	24-38
2026 TOTALS		**5-1**	**7**	**2**	**5**	**1.0**	**7.0**	**1**	**7**	**1**	**0**	**0**	**0**	**0**	**0**	**0**	**0**	**0**	**0**	**0**	**0**	**0**	**0**	**0**	**0**	**0**	**4-7**	

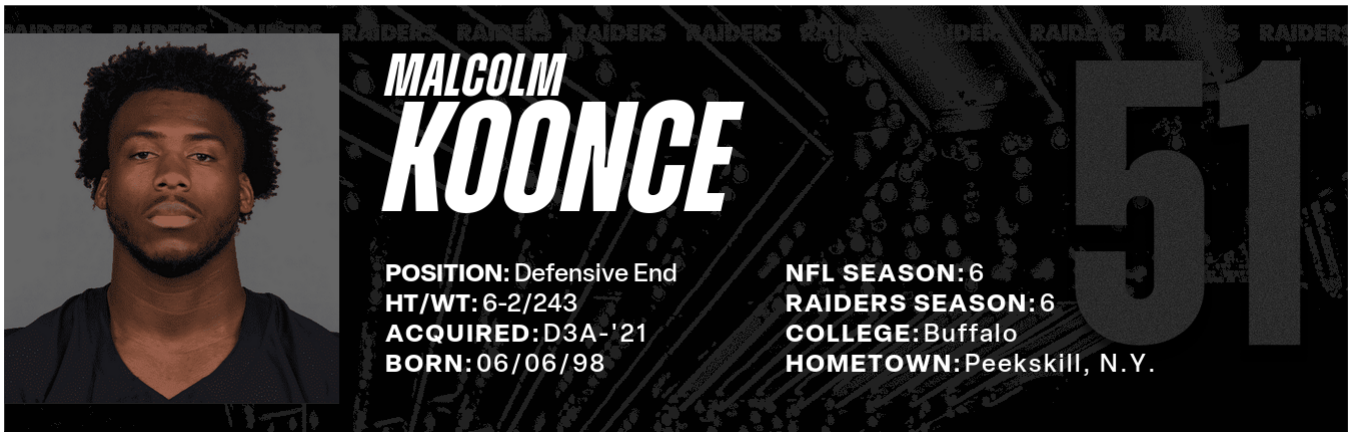

TRANSACTIONS: *Selected by Las Vegas Raiders in the third round (79th overall) of the 2021 NFL Draft, April 30, 2021.*

AT A GLANCE
- Has appeared in 56 career games with 14 starts in 2025 and totaled 74 tackles (46 solo), 17 tackles for loss, 14.5 sacks and four forced fumbles.
- Appeared in all 17 games with three starts and finished with 12 tackles (15), six tackles for loss, 4.5 sacks, and one forced fumble.
- In 2023, posted career highs in tackles (40), sacks (8.0), quarterback hits (17), tackles for loss (9), and forced fumbles (3). Became just the fourth Raider since 2010 to have multiple sacks in consecutive games (Weeks 15-16).
- Has appeared in 56 career games with 14 starts and totaled 46 tackles (328 solo), 17 tackles for loss, 14.5 sacks and four forced fumbles.

CAREER: Enters his sixth year with the Silver and Black after being drafted 79th overall in the 2021 NFL Draft…In 2025, appeared in all 17 games with three starts and finished with 12 tackles (15 solo), six tackles for loss, 4.5 sacks, and one forced fumble…In 2024, spent the entire season on Reserve/Injured List…In 2023, registered career highs in games started (11), total tackles (40), sacks (8.0), tackles for loss (nine), quarterback hits (17) and forced fumbles (three)…In 2022, appeared in 17 games and recorded four tackles (three)…Added five tackles on special teams…During his rookie season, played in five games and recorded three tackles and two sacks…Career totals include 56 career games with 14 starts, 74 tackles (46), 17 tackles for loss, 14.5 sacks and four forced fumbles.

2025: Appeared in all 17 contests and made three starts…Finished with 12 tackles (15), six tackles for loss, 4.5 sacks, and one forced fumble…**(9/7) at NE:** Tallied three tackles (one), 1.0 sack, one tackle for loss and one forced fumble...**(9/15) vs. LAC:** Posted one tackle...**(9/21) at Was.:** Played on defense and special teams...**(9/28) vs. Chi.:** Recorded two tackles (one), one tackle for loss and one special teams tackle...**(10/5) at Ind.:** Registered four tackles (two)...**(10/12) vs. Ten.:** Recorded one quarterback hit...**(10/19) at KC:** Finished with five tackles (one) on defense and one solo tackle on special teams...**(11/2) vs. Jax.:** Posted one tackle...**(11/6) at Den.:** Played on defense and special teams...**(11/17) vs. Dal.:** Saw action on defense and special teams...**(11/23) vs. Cle.:** Recorded two tackles (one), 1.0 sack, one tackle for loss and one quarterback hit...**(11/30) at LAC:** Compiled two tackles, 1.0 sack, one tackle for loss and one quarterback hit...**(12/7) vs. Den.:** Finished with one tackle and one quarterback hit...**(12/14) at Phi.:** Recorded one tackle on special teams...**(12/21) at Hou.:** Posted one tackle, one tackle for loss and two quarterback hits...**(12/28) vs. NYG:** Started on defense and finished with two tackles (one), 1.0 sack, one tackle for loss and three quarterback hits...**(1/4/26) vs. KC:** Posted three tackles (two), two quarterback hits and 0.5 sacks.

2024: Spent the entire season on Reserve/Injured List.

2023: Played in 17 games and made 11 starts, the first of his career…Finished with a career-high 40 tackles (29), 8.0 sacks, 17 quarterback hits, nine tackles for loss, and three forced fumbles…**(9/24) vs. Pit.:** Totaled two tackles and one quarterback hit...**(10/1) at LAC:** Tallied one tackle, one tackle for loss and one quarterback hit...**(10/9) vs. GB:** Recorded three tackles...**(10/15) vs. NE:** Started at defensive end and appeared on special teams...**(10/22) at Chi.:** Started at defensive end and posted three tackles (one) and one tackle for loss...**(10/30) at Det.:** Posted four tackles (two) and one quarterback hit...**(11/5) vs. NYG:** Tallied three tackles, 1.0 sack, one tackle for loss and one quarterback hit...**(11/12) vs. NYJ:** Tallied two tackles, 1.0 sack, two quarterback hits, and one forced fumble...**(11/19) at Mia.:** Notched one tackle and one quarterback hit...**(11/26) vs. KC:** Recorded three tackles (two) on defense and notched one tackle on special teams...**(12/10) vs. Min.:** Posted three tackles and two quarterback hits...**(12/14) vs. LAC:** Finished with three tackles, 2.0 sacks, three quarterback hits and two forced fumbles...Became just the fifth Raiders defender since 1999 to record 2.0+ sacks and 2+ forced fumbles in a single game...**(12/25) at KC:** Finished with six tackles, a career-high 3.0 sacks, four quarterback hits and four tackles for loss...Became just the third player in Raiders history (since 1999) to record 3.0+ sacks and 4+ tackles for loss in a single game - joining Khalil Mack (12/13/15) and Kamerion Wimbley (11/10/11)...**(12/31) at Ind.:** Logged three tackles, one solo...**(1/7/24) vs. Den.:** Combined for two solo tackles, 1.0 sacks, two tackles for loss, and one quarterback hit.

2022: Played in 17 games and recorded four tackles (three solo)…Added five tackles on special teams…**(9/25) at Ten.:** Recorded one tackle…**(10/2) vs. Den.:** Posted one tackle…**(10/30) at NO:** Notched one tackle…**(11/6) at Jac.:** Recorded one tackle…**(12/4) vs. LAC:** Appeared on special teams and recorded three tackles…**(12/18) vs. NE:** Recorded one blocked punt…**(12/24) at Pit.:** Notched one tackle on special teams…**(1/1/23) vs. SF:** Posted one tackle on special teams.

2021: Appeared in five games as a rookie, recording two sacks and three total tackles (two solo)...Was inactive for 11 games and dressed but did not play in another contest...**(12/5) vs. Was.:** Made his NFL debut and registered first career sack, taking down QB Taylor Heinicke for a loss of 10 yards...**(12/12) at KC:** Recorded his second consecutive game with a sack, dropping QB Patrick Mahomes for a loss of five yards...**(12/20) at Cle.:** Appeared exclusively on special teams...**(1/2/22) at Ind.:** Appeared in a limited role on defense and special teams...**(1/9/22) vs. LAC:** Credited with one assisted tackle in an overtime win...**Postseason: (1/15/22) at Cin.:** Inactive for the AFC Wild Card Game.

COLLEGE: Played four years at Buffalo from 2017-20, appearing in 45 games with 19 starts…Totaled 110 tackles (61 solo), 22.5 tackles for loss, 18 sacks, two passes defensed and four forced fumbles…Ended his collegiate career tied for sixth in school history with 18 career sacks…As a senior in 2020, started all six games he appeared in, earning first-team All-MAC honors for the second straight season…Recorded 30 tackles (16), including a team-best 6.5 tackles for loss, two passes defensed and five sacks…Had a breakout season at defensive end as a junior in 2019…Named All-MAC First Team after recording 34 tackles, 11 tackles for loss and a team-best nine sacks on the season…His nine sacks also led the MAC…Tied team lead with three forced fumbles…In 2018, appeared in 14 games as a reserve defensive end, ranking fourth on the team in sacks (three)…Totaled 30 tackles, including four for loss, one forced fumble and three sacks…Saw action in all 12 games as a reserve defense end in 2017…Recorded 16 tackles and one sack on the season.

PERSONAL: A native of Peekskill, N.Y. …Prepped at Milford Academy in New Berlin, N.Y., recording 47 tackles, including 12 tackles for loss, 11 sacks and a fumble recovery in 2016…As a senior at Archbishop Stepinac in White Plains, N.Y., had 58 tackles, including six tackles for loss…Named second-team All-State and Journal News All-Star First Team…Helped lead the Crusaders to an undefeated season and the 2015 state championship…Also played rugby in high school.

ADDITIONAL STATISTICS: Special teams tackles – 5 in 2022, 3 in 2023, 3 in 2025. NFL Totals: 11.

SINGLE-GAME HIGHS: TACKLES: Total – 6, 12/25/23 at KC. Solo – 5, 12/25/23 at KC. Sacks – 3, 12/25/23 at KC. Forced Fumbles – 2, 12/14/23 vs. LAC.

MALCOLM KOONCE'S NFL REGULAR SEASON DEFENSIVE STATISTICS

				TACKLES								INTERCEPTIONS					O. FUMB				ST					MISC	
DATE	TEAM	GP	GS	TK	S	A	TFL	YDS	SK	YDS	QBH	NO	YDS	LG	TD	PD	FF	FR	TD	YDS	TK	S	A	FF	FR	S	A
2021	Raiders	5	0	3	2	1	2	15	2.0	15.0	2	0	0	0	0	0	0	0	0	0	0	0	0	0	0	0	0
2022	Raiders	17	0	4	3	1	0	0	0.0	0.0	0	0	0	0	0	0	0	0	0	0	5	3	2	0	0	0	0
2023	Raiders	17	11	40	29	11	9	37	8.0	52.0	17	0	0	0	0	0	3	0	0	0	3	3	0	0	0	0	0
2024	Raiders	0	0	0	0	0	0	0	0.0	0.0	0	0	0	0	0	0	0	0	0	0	0	0	0	0	0	0	0
2025	Raiders	17	3	27	12	15	6	24	4.5	20.5	13	0	0	0	0	0	1	0	0	0	3	2	1	0	0	0	0
2026	Raiders	11	0	12	7	5	1	10	3.0	12.0	7	0	0	0	0	0	2	0	0	0	0	0	0	0	0	0	0
NFL TOTALS		**67**	**14**	**86**	**53**	**33**	**18**	**86**	**17.5**	**99.5**	**39**	**0**	**0**	**0**	**0**	**0**	**6**	**0**	**0**	**0**	**11**	**8**	**3**	**0**	**0**	**0**	**0**

MALCOLM KOONCE'S 2026 GXG REGULAR-SEASON STATISTICS (RAIDERS)

			TACKLES								INTERCEPTIONS					O. FUMB				ST					MISC			
DATE	OPPONENT	P/S	TK	S	A	SK	YDS	TFL	YDS	QBH	NO	YDS	LG	TD	PD	FF	FR	TD	YDS	TK	S	A	FF	FR	S	A	W/L	SCORE
09/13	Dolphins	P	1	0	1	0.0	0.0	0	0	0	0	0	0	0	0	0	0	0	0	0	0	0	0	0	0	0	W	27-13
09/20	at Chargers	P	3	2	1	1.5	0.5	0	0	2	0	0	0	0	0	1	0	0	0	0	0	0	0	0	0	0	W	26-14
09/27	at Saints	P	3	3	0	1.0	10.0	1	10	3	0	0	0	0	0	1	0	0	0	0	0	0	0	0	0	0	W	35-27
10/04	Chiefs	P	0	0	0	0.0	0.0	0	0	0	0	0	0	0	0	0	0	0	0	0	0	0	0	0	0	0	L	27-30
10/11	at Patriots	P	2	0	2	0.5	1.5	0	0	1	0	0	0	0	0	0	0	0	0	0	0	0	0	0	0	0	L	17-45
10/18	Bills	P	1	1	0	0.0	0.0	0	0	0	0	0	0	0	0	0	0	0	0	0	0	0	0	0	0	0	L	30-33
10/25	Rams	P	0	0	0	0.0	0.0	0	0	0	0	0	0	0	0	0	0	0	0	0	0	0	0	0	0	0	L	21-35
11/01	at Jets	P	0	0	0	0.0	0.0	0	0	0	0	0	0	0	0	0	0	0	0	0	0	0	0	0	0	0	W	38-33
11/08	at 49ers	P	0	0	0	0.0	0.0	0	0	0	0	0	0	0	0	0	0	0	0	0	0	0	0	0	0	0	L	17-38
11/15	Seahawks	P	2	1	1	0.0	0.0	0	0	0	0	0	0	0	0	0	0	0	0	0	0	0	0	0	0	0	L	13-21
11/22	at Broncos	P	0	0	0	0.0	0.0	0	0	1	0	0	0	0	0	0	0	0	0	0	0	0	0	0	0	0	L	24-38
2026 TOTALS		**11-0**	**12**	**7**	**5**	**3.0**	**12.0**	**1**	**10**	**7**	**0**	**0**	**0**	**0**	**0**	**2**	**0**	**0**	**0**	**0**	**0**	**0**	**0**	**0**	**0**	**4-7**	

MALCOLM KOONCE'S 2025 GXG REGULAR-SEASON STATISTICS (RAIDERS)

			TACKLES								INTERCEPTIONS					O. FUMB				ST					MISC			
DATE	OPPONENT	P/S	TK	S	A	SK	YDS	TFL	YDS	QBH	NO	YDS	LG	TD	PD	FF	FR	TD	YDS	TK	S	A	FF	FR	S	A	W/L	SCORE
09/07	at Patriots	P	3	1	2	1.0	8.0	1	8	2	0	0	0	0	0	1	0	0	0	0	0	0	0	0	0	0	W	20-13
09/15	Chargers	P	1	0	1	0.0	0.0	0	0	0	0	0	0	0	0	0	0	0	0	0	0	0	0	0	0	0	L	9-20
09/21	at Commanders	P	0	0	0	0.0	0.0	0	0	0	0	0	0	0	0	0	0	0	0	0	0	0	0	0	0	0	L	24-41
09/28	Bears	P	2	1	1	0.0	0.0	1	2	0	0	0	0	0	0	0	0	0	0	1	1	0	0	0	0	0	L	24-25
10/05	at Colts	P	4	2	2	0.0	0.0	0	0	0	0	0	0	0	0	0	0	0	0	0	0	0	0	0	0	0	L	6-40
10/12	Titans	P	0	0	0	0.0	0.0	0	0	1	0	0	0	0	0	0	0	0	0	0	0	0	0	0	0	0	W	20-10
10/19	at Chiefs	S	5	1	4	0.0	0.0	0	0	0	0	0	0	0	0	0	0	0	0	1	1	0	0	0	0	0	L	0-31
11/02	Jaguars	P	1	0	1	0.0	0.0	0	0	0	0	0	0	0	0	0	0	0	0	0	0	0	0	0	0	0	L	29-30+
11/06	at Broncos	P	0	0	0	0.0	0.0	0	0	0	0	0	0	0	0	0	0	0	0	0	0	0	0	0	0	0	L	7-10
11/17	Cowboys	P	0	0	0	0.0	0.0	0	0	0	0	0	0	0	0	0	0	0	0	0	0	0	0	0	0	0	L	16-33
11/23	Browns	P	2	1	1	1.0	3.0	1	3	1	0	0	0	0	0	0	0	0	0	0	0	0	0	0	0	0	L	10-24
11/30	at Chargers	P	2	2	0	1.0	3.0	1	3	1	0	0	0	0	0	0	0	0	0	0	0	0	0	0	0	0	L	14-31
12/07	Broncos	P	1	0	1	0.0	0.0	0	0	1	0	0	0	0	0	0	0	0	0	0	0	0	0	0	0	0	L	17-24
12/14	at Eagles	P	0	0	0	0.0	0.0	0	0	0	0	0	0	0	0	0	0	0	0	1	0	1	0	0	0	0	L	0-31
12/21	at Texans	P	1	1	0	0.0	0.0	1	3	2	0	0	0	0	0	0	0	0	0	0	0	0	0	0	0	0	L	21-23
12/28	Giants	S	2	1	1	1.0	5.0	1	5	3	0	0	0	0	0	0	0	0	0	0	0	0	0	0	0	0	L	10-34
01/04	Chiefs	S	3	2	1	0.5	1.5	0	0	2	0	0	0	0	0	0	0	0	0	0	0	0	0	0	0	0	W	14-12
2025 TOTALS		**17-3**	**27**	**12**	**15**	**4.5**	**20.5**	**6**	**24**	**13**	**0**	**0**	**0**	**0**	**0**	**1**	**0**	**0**	**0**	**3**	**2**	**1**	**0**	**0**	**0**	**0**	**3-14**	

+ - Overtime

MALCOLM KOONCE'S 2023 GXG REGULAR-SEASON STATISTICS (RAIDERS)

			TACKLES								INTERCEPTIONS					O. FUMB				ST					MISC			
DATE	OPPONENT	P/S	TK	S	A	SK	YDS	TFL	YDS	QBH	NO	YDS	LG	TD	PD	FF	FR	TD	YDS	TK	S	A	FF	FR	S	A	W/L	SCORE
09/10	at Broncos	P	0	0	0	0.0	0.0	0	0	0	0	0	0	0	0	0	0	0	0	0	0	0	0	0	0	0	W	17-16
09/17	at Bills	S	1	1	0	0.0	0.0	0	0	0	0	0	0	0	0	0	0	0	0	0	0	0	0	0	0	0	L	10-38
09/24	Steelers	P	2	2	0	0.0	0.0	0	0	1	0	0	0	0	0	0	0	0	0	0	0	0	0	0	0	0	L	18-23
10/01	at Chargers	S	1	1	0	0.0	0.0	1	2	1	0	0	0	0	0	0	0	0	0	0	0	0	0	0	0	0	L	17-24
10/09	Packers	S	3	0	3	0.0	0.0	0	0	0	0	0	0	0	0	0	0	0	0	0	0	0	0	0	0	0	W	17-13
10/15	Patriots	S	0	0	0	0.0	0.0	0	0	0	0	0	0	0	0	0	0	0	0	0	0	0	0	0	0	0	W	21-17
10/22	at Bears	S	3	1	2	0.0	0.0	1	1	0	0	0	0	0	0	0	0	0	0	1	1	0	0	0	0	0	L	12-30
10/30	at Lions	S	4	2	2	0.0	0.0	0	0	1	0	0	0	0	0	0	0	0	0	0	0	0	0	0	0	0	L	14-26
11/05	Giants	S	3	3	0	1.0	10.0	1	10	1	0	0	0	0	0	0	0	0	0	1	1	0	0	0	0	0	W	30-6
11/12	Jets	P	2	2	0	1.0	5.0	0	0	2	0	0	0	0	0	1	0	0	0	0	0	0	0	0	0	0	W	16-12
11/19	at Dolphins	S	1	1	0	0.0	0.0	0	0	1	0	0	0	0	0	0	0	0	0	0	0	0	0	0	0	0	L	13-20
11/26	Chiefs	P	3	2	1	0.0	0.0	0	0	0	0	0	0	0	0	0	0	0	0	1	1	0	0	0	0	0	L	17-31
12/10	Vikings	P	3	3	0	0.0	0.0	0	0	2	0	0	0	0	0	0	0	0	0	0	0	0	0	0	0	0	L	0-3
12/14	Chargers	P	3	3	0	2.0	16.0	0	0	3	0	0	0	0	0	2	0	0	0	0	0	0	0	0	0	0	W	63-21
12/25	at Chiefs	S	6	5	1	3.0	14.0	4	17	4	0	0	0	0	0	0	0	0	0	0	0	0	0	0	0	0	W	20-14
12/31	at Colts	S	3	1	2	0.0	0.0	0	0	0	0	0	0	0	0	0	0	0	0	0	0	0	0	0	0	0	L	20-23
01/07	Broncos	S	2	2	0	1.0	7.0	2	7	1	0	0	0	0	0	0	0	0	0	0	0	0	0	0	0	0	W	27-14
2023 TOTALS		**17-11**	**40**	**29**	**11**	**8.0**	**52.0**	**9**	**37**	**17**	**0**	**0**	**0**	**0**	**0**	**3**	**0**	**0**	**0**	**3**	**3**	**0**	**0**	**0**	**0**	**0**	**8-9**	

MALCOLM KOONCE'S 2022 GXG REGULAR-SEASON STATISTICS (RAIDERS)

			TACKLES								INTERCEPTIONS					O. FUMB				ST					MISC			
DATE	OPPONENT	P/S	TK	S	A	SK	YDS	TFL	YDS	QBH	NO	YDS	LG	TD	PD	FF	FR	TD	YDS	TK	S	A	FF	FR	S	A	W/L	SCORE
09/11	at Chargers	P	0	0	0	0.0	0.0	0	0	0	0	0	0	0	0	0	0	0	0	0	0	0	0	0	0	0	L	19-24
09/18	Cardinals	P	0	0	0	0.0	0.0	0	0	0	0	0	0	0	0	0	0	0	0	0	0	0	0	0	0	0	L	23-29+
09/25	at Titans	P	1	1	0	0.0	0.0	0	0	0	0	0	0	0	0	0	0	0	0	0	0	0	0	0	0	0	L	22-24
10/02	Broncos	P	1	1	0	0.0	0.0	0	0	0	0	0	0	0	0	0	0	0	0	0	0	0	0	0	0	0	W	32-23
10/10	at Chiefs	P	0	0	0	0.0	0.0	0	0	0	0	0	0	0	0	0	0	0	0	0	0	0	0	0	0	0	L	29-30
10/23	Texans	P	0	0	0	0.0	0.0	0	0	0	0	0	0	0	0	0	0	0	0	0	0	0	0	0	0	0	W	38-20
10/30	at Saints	P	1	0	1	0.0	0.0	0	0	0	0	0	0	0	0	0	0	0	0	0	0	0	0	0	0	0	L	0-24
11/06	at Jaguars	P	1	1	0	0.0	0.0	0	0	0	0	0	0	0	0	0	0	0	0	0	0	0	0	0	0	0	L	20-27
11/13	Colts	P	0	0	0	0.0	0.0	0	0	0	0	0	0	0	0	0	0	0	0	0	0	0	0	0	0	0	L	20-25
11/20	at Broncos	P	0	0	0	0.0	0.0	0	0	0	0	0	0	0	0	0	0	0	0	0	0	0	0	0	0	0	W	22-16+
11/27	at Seahawks	P	0	0	0	0.0	0.0	0	0	0	0	0	0	0	0	0	0	0	0	0	0	0	0	0	0	0	W	40-34+
12/04	Chargers	P	0	0	0	0.0	0.0	0	0	0	0	0	0	0	0	0	0	0	0	3	3	0	0	0	0	0	W	27-20
12/08	at Rams	P	0	0	0	0.0	0.0	0	0	0	0	0	0	0	0	0	0	0	0	0	0	0	0	0	0	0	L	16-17
12/18	Patriots	P	0	0	0	0.0	0.0	0	0	0	0	0	0	0	0	0	0	0	0	0	0	0	0	0	0	0	W	30-24
12/24	at Steelers	P	0	0	0	0.0	0.0	0	0	0	0	0	0	0	0	0	0	0	0	1	0	1	0	0	0	0	L	10-13
01/01	49ers	P	0	0	0	0.0	0.0	0	0	0	0	0	0	0	0	0	0	0	0	1	0	1	0	0	0	0	L	34-37+
01/07	Chiefs	P	0	0	0	0.0	0.0	0	0	0	0	0	0	0	0	0	0	0	0	0	0	0	0	0	0	0	L	13-31
2022 TOTALS		**17-0**	**4**	**3**	**1**	**0.0**	**0.0**	**0**	**0**	**0**	**0**	**0**	**0**	**0**	**0**	**0**	**0**	**0**	**0**	**5**	**3**	**2**	**0**	**0**	**0**	**0**	**6-11**	

+ - Overtime

MALCOLM KOONCE'S 2021 GXG REGULAR-SEASON STATISTICS (RAIDERS)

			TACKLES								INTERCEPTIONS					O. FUMB				ST					MISC			
DATE	OPPONENT	P/S	TK	S	A	SK	YDS	TFL	YDS	QBH	NO	YDS	LG	TD	PD	FF	FR	TD	YDS	TK	S	A	FF	FR	S	A	W/L	SCORE
09/13	Ravens		ON INACTIVE LIST																								W	33-27+
09/19	at Steelers		DID NOT PLAY																								W	26-17
09/26	Dolphins		ON INACTIVE LIST																								W	31-28+
10/04	at Chargers		ON INACTIVE LIST																								L	14-28
10/10	Bears		ON INACTIVE LIST																								L	9-20
10/17	at Broncos		ON INACTIVE LIST																								W	34-24
10/24	Eagles		ON INACTIVE LIST																								W	33-22
11/07	at Giants		ON INACTIVE LIST																								L	16-23
11/14	Chiefs		ON INACTIVE LIST																								L	14-41
11/21	Bengals		ON INACTIVE LIST																								L	13-32
11/25	at Cowboys		ON INACTIVE LIST																								W	36-33+
12/05	Football Team	P	1	1	0	1.0	10.0	1	10	1	0	0	0	0	0	0	0	0	0	0	0	0	0	0	0	0	L	15-17
12/12	at Chiefs	P	1	1	0	1.0	5.0	1	5	1	0	0	0	0	0	0	0	0	0	0	0	0	0	0	0	0	L	9-48
12/20	at Browns	P	0	0	0	0.0	0.0	0	0	0	0	0	0	0	0	0	0	0	0	0	0	0	0	0	0	0	W	16-14
12/26	Broncos		ON INACTIVE LIST																								W	17-13
01/02	at Colts	P	0	0	0	0.0	0.0	0	0	0	0	0	0	0	0	0	0	0	0	0	0	0	0	0	0	0	W	23-20
01/09	Chargers	P	1	0	1	0.0	0.0	0	0	0	0	0	0	0	0	0	0	0	0	0	0	0	0	0	0	0	W	35-32+
2021 TOTALS		**5-0**	**3**	**2**	**1**	**2.0**	**15.0**	**2**	**15**	**2**	**0**	**0**	**0**	**0**	**0**	**0**	**0**	**0**	**0**	**0**	**0**	**0**	**0**	**0**	**0**	**0**	**10-7**	

+ - Overtime



TRANSACTIONS: *Selected by Las Vegas Raiders in the sixth round (208th overall) of the 2024 NFL Draft, April 27, 2024.*

CAREER: Enters his third season with the Silver and Black…In 2025, led team with 33 kickoff returns for 855 yards (25.9 avg.), while posting seven carries for nine yards and three receptions for 18 yards…As a rookie in 2024, finished second on the team with 164 kickoff return yards (27.3 avg) and tied for fifth with three special teams tackles…Career totals include 27 games played, 39 kick returns for 1,019 yards (26.1 avg.)., eight rushes for nine yards and three receptions for 18 yards (6.0 avg.).

AT A GLANCE
- Has appeared in 27 career games primarily on special teams and recorded 39 kickoff returns for 1,019 yards (26.1 avg.).
- In 2025, led team with 33 kick returns for 855 yards (25.9 avg.), while posting seven carries for nine yards and three receptions for 18 yards (6.0 avg.).
- As a rookie in 2024, finished second on the team with 164 kickoff return yards (27.3 avg.) and tied for fifth with three special teams tackles.
- Played in 46 career games at New Hampshire (2018-23), compiling 7,197 all-purpose yards, including 2,773 rushing yards, 1,791 receiving yards, 2,207 kickoff return yards and 426 punt return yards.
- Scored 47 total touchdowns during his college career (29 rushing, 14 receiving, 2 kickoff returns and 2 punt returns).

2026: (9/13) vs. Mia.: Returned two kickoffs for 95 yards (47.5 avg.) in the game, including a 50-yard return in the third quarter...He is one of two Raiders players since 1991 with two kickoff returns of 45+ yards in a single game, joining Raheem Mostert (2 vs. Jax Week 9 of 2025)...**(9/20) at LAC:** Saw action on offense and special teams...**(9/27) at NO:** Returned a kickoff for 28 yards...**(10/4) vs. KC:** Returned two kickoffs for 76 yards (38.0 avg), including a 53-yard return in the fourth quarter...Laube now has two kickoff returns of 50+ yards in 2026, the only player in the NFL so far with multiple of such returns...**(10/11) at NE:** Rushed four times for nin yards (2.3 avg.) and notched his first career touchdown. He also caught three passes for 16 yards (5.3 avg.)...Laube returned three kickoffs for 69 yards (23.0 avg.)...**(10/18) vs. Buf.:** Finished with two kickoff returns for 54 yards (27.0 avg.)...**(10/25) vs. LAR:** Returned two kickoffs for 78 yards (39.0 avg.), including a long of 42 yards...Laube has now recorded four kickoff returns of 40+ yards this season, the most in the NFL...**(11/1) at NYJ:** Returned three kickoffs for 144 yards 948.0 avg.), including a 95-yard kickoff return for a touchdown...Notched the first kickoff returned for a touchdown for the Raiders since 211 (Jacoby Ford, 101-yard KR TD vs. Cle.; 10/16/2011)...He is the first player in the NFL in 2026 to return a kickoff for a touchdown, and the 14th player to return a kickoff for a touchdown since the NFL began the new kickoff rules in 2024...**(11/8) at SF:** Returned seven kickoffs for 197 yards (28.1 avg.), recording the second-most kickoff return yards in a single game in the NFL this season...Laube now has four kickoff returns of 50+ yards in 2026. No other player in the BFL has nore than one...**(11/15) vs. Sea.:** Finished with two kickoff returns for 46 yards...**(11/22) at Den.:** Returned six kickoffs for 134 yards (22.3 avg.)...Laube leads the NFL with a 29.9 kickoff return average (min. 30 KR) in 2026.

2025: Appeared in all 17 games as team's primary kickoff returner…Led team with 33 kick returns for 855 yards (25.9 avg.), while posting seven carries for nine yards and three receptions for 18 yards (6.0 avg.)… **(9/7) at NE:** Led the kickoff return unit with two returns for 65 yards (32.5 avg.)...**(9/15) vs. LAC:** Posted two receptions for 17 yards (8.5 avg.) and one tackle on special teams...**(9/21) at Was.:** Recorded three rushes for two yards and three kickoff returns for 60 yards (20.0 avg.)...**(9/28) vs. Chi.:** Finished with three kickoff returns for 94 yards (31.3 avg.) and two tackles on special teams...**(10/5) at Ind.:** Recorded three kickoff returns for 77 yards (25.7 avg.)...**(10/12) vs. Ten.:** Posted two kickoff returns for 57 yards (28.5 avg.)...**(10/19) at KC:** Rushed two times for three yards and had one reception for one yard...**(11/2) vs. Jax.:** Recorded one kickoff return for 30 yards...**(11/6) at Den.:** Recorded one kickoff return for 28 yards...**(11/17) vs. Dal.:** Posted four kickoff returns for 94 yards. (23.5 avg.)...**(11/23) vs. Cle.:** Recorded one kickoff return for 24 yards...**(11/30) at LAC:** Recorded three kickoff returns for 79 yards (23.3 avg.)...**(12/7) vs. Den.:** Posted one kickoff return for 29 yards...**(12/14) at Phi.:** Recorded two carries for four yards and added four kickoff returns for 99 yards (24.8 avg.)...**(12/21) at Hou.:** Finished with two kickoff returns for 47 yards (23.5 avg.)...**(12/28) vs. NYG:** Recorded two kickoff returns for 52 yards (26.0 avg.)...**(1/4/26) vs. KC:** Recorded one kickoff return for 20 yards.

2024: Played in 10 games and saw action primarily on special teams during his rookie season…Returned six kickoffs for 164 yards (27.3 avg.)…Was inactive for seven contests...**(9/29) vs. Cle.:** Played exclusively on special teams...**(10/6) at Den.:** Saw action on special teams...**(10/13) vs. Pit.:** Recorded one rushing attempt...Added one tackle on special teams…**(11/24) vs. Den.:** Registered one kickoff return for 59 yards...**(11/29) at KC:** Posted two kick of returns for 36 yards and one tackle on special teams...**(12/8) at TB:** Saw action on special teams...**(12/15) vs. ATL:** Returned one kickoff for 24 yards...Added one tackle on special teams…**(12/22) vs. Jac.:** Appeared on special teams...**(12/29) at NO:** Recorded one kickoff return for 26 yards...**(1/5/25) vs. LAC:** Returned one kickoff return for 19 yards.

COLLEGE: Played six years at New Hampshire and compiled 7,197 all-purpose yards, including 2,773 rushing yards, 1,791 receiving yards, 2,207 kickoff return yards and 426 punt return yards…In 2023, finished No. 1 in the nation in all-purpose yards (209.5 yards per game), No. 2 in in total touchdowns (18), No. 3 in kickoff return average (31.1 avg.)...Totaled 2,095 all-purpose yards...Rushed 160 times for 749 yards and nine touchdowns...Caught 68 passes for 699 yards and seven touchdowns...Added 15 kickoff returns for 467 yards and one touchdown and 16 punt returns for 180 yards and one touchdown...Scored at least one touchdown in all 10 games, with a rushing touchdown in seven games and a receiving touchdown in six games…In 2022, finished the season as the

national leader in all-purpose yards per game (194.3) and ranked No. 2 in total touchdowns (19), No. 8 in rushing touchdowns (15), and No. 8 in punt return average (13.7 avg.)…Finished season with 245 carries for 1,209 rushing yards, seventh-most in program history…Registered five games of 200-plus all-purpose yards and rushed for 100-plus yards five times…In 2021, recorded 22 receptions for 206 yards and one touchdown…Rushed 80 times for 501 yards and four touchdowns…Returned 30 kickoff returns for 652 yards...In 2019, played in 10 games with two starts…Led team in all-purpose yards (1,372) and tied for the team lead in touchdowns (five)...Totaled 63 rushes for 285 yards and one touchdown, 28 receptions for 412 yards and three touchdowns and 29 kickoff returns for 675 yards...Named to Phil Steele FCS Freshman All-America Second Team (all-purpose) and HERO Sports FCS Freshman All-America Honorable Mention.

PERSONAL: Attended Westhampton (N.Y.) High School…Career totals included 101 touchdowns and 6,495 rushing yards on 687 carries in addition to 64 receptions for 1,234 yards and another 14 touchdowns…Added five kickoffs returned for touchdowns…As a senior, led team to a 12-0 record and the school's first Long Island Class III championship by scoring a Long Island record 47 touchdowns and rushing for a school-record 2,680 yards on 249 carries...In the Long Island Class III championship game, rushed for 227 yards and school-record six touchdowns…Named co-winner of the prestigious Carl A. Hansen Award, given to the top football player on Long Island...Selected as a member of the USA Today ALL-USA New York Football Team...A Newsday All-Long Island selection...Also played lacrosse.

ADDITIONAL STATISTICS: Special teams tackles – 3 in 2024, 3 in 2025. NFL Totals: 6.

SINGLE-GAME HIGHS: RUSHING: Attempts – 3, 9/21/25 at Was. Yards – 4, 12/14/25 at Phi. RECEIVING: Receptions – 2, 9/15/25 vs. LAC. Yards – 17, 9/15/25 vs. LAC. RETURNS: Kickoffs – 4, two times, last; 12/14/25 at Phi. Yards – 99, 12/14/25 at Phi. Long – 59, 11/24/24 vs. Den.

DYLAN LAUBE'S NFL REGULAR SEASON RUSHING/RECEIVING STATISTICS

				RUSHING					RECEIVING				
DATE	TEAM	GP	GS	NO.	YDS.	AVG.	LG	TD	NO.	YDS.	AVG.	LG	TD
2024	Raiders	10	0	1	0	0.0	0	0	0	0	0.0	0	0
2025	Raiders	17	0	7	9	1.3	3	0	3	18	6.0	13	0
2026	Raiders	11	1	5	9	1.8	5	1	4	15	3.8	7	0
NFL TOTALS		**38**	**1**	**13**	**18**	**1.4**	**5**	**1**	**7**	**33**	**4.7**	**13**	**0**

DYLAN LAUBE'S NFL REGULAR SEASON RETURN STATISTICS

		KICKOFF RETURNS					PUNT RETURNS					
DATE	TEAM	RET.	YDS.	AVG.	LG	TD	NO.	FC	YDS.	AVG.	LG	TD
2024	Raiders	6	164	27.3	59	0	0	0	0	0.0	0	0
2025	Raiders	33	855	25.9	38	0	0	0	0	0.0	0	0
2026	Raiders	32	956	29.9	95t	1	2	12	13	6.5	13	0
NFL TOTALS		**71**	**1,975**	**27.8**	**95T**	**1**	**2**	**12**	**13**	**6.5**	**13**	**0**

DYLAN LAUBE'S 2026 GXG REGULAR-SEASON STATISTICS (RAIDERS)

			RUSHING					RECEIVING						
DATE	OPPONENT	P/S	NO.	YDS.	AVG.	LG	TD	NO.	YDS.	AVG.	LG	TD	W/L	SCORE
09/13	Dolphins	P	0	0	0.0	0	0	0	0	0.0	0	0	W	27-13
09/20	at Chargers	S	0	0	0.0	0	0	0	0	0.0	0	0	W	26-14
09/27	at Saints	P	0	0	0.0	0	0	0	0	0.0	0	0	W	35-27
10/04	Chiefs	P	0	0	0.0	0	0	0	0	0.0	0	0	L	27-30
10/11	at Patriots	P	4	9	2.3	5	1	3	16	5.3	7	0	L	17-45
10/18	Bills	P	1	0	0.0	0	0	1	-1	-1.0	-1	0	L	30-33
10/25	Rams	P	0	0	0.0	0	0	0	0	0.0	0	0	L	21-35
11/01	at Jets	P	0	0	0.0	0	0	0	0	0.0	0	0	W	38-33
11/08	at 49ers	P	0	0	0.0	0	0	0	0	0.0	0	0	L	17-38
11/15	Seahawks	P	0	0	0.0	0	0	0	0	0.0	0	0	L	13-21
11/22	at Broncos	P	0	0	0.0	0	0	0	0	0.0	0	0	L	24-38
2026 TOTALS		**11-1**	**5**	**9**	**1.8**	**5**	**1**	**4**	**15**	**3.8**	**7**	**0**	**4-7**	

DYLAN LAUBE'S 2025 GXG REGULAR-SEASON STATISTICS (RAIDERS)

			RUSHING					RECEIVING						
DATE	OPPONENT	P/S	NO.	YDS.	AVG.	LG	TD	NO.	YDS.	AVG.	LG	TD	W/L	SCORE
09/07	at Patriots	P	0	0	0.0	0	0	0	0	0.0	0	0	W	20-13
09/15	Chargers	P	0	0	0.0	0	0	2	17	8.5	13	0	L	9-20
09/21	at Commanders	P	3	2	0.7	2	0	0	0	0.0	0	0	L	24-41
09/28	Bears	P	0	0	0.0	0	0	0	0	0.0	0	0	L	24-25
10/05	at Colts	P	0	0	0.0	0	0	0	0	0.0	0	0	L	6-40
10/12	Titans	P	0	0	0.0	0	0	0	0	0.0	0	0	W	20-10
10/19	at Chiefs	P	2	3	1.5	2	0	1	1	1.0	1	0	L	0-31
11/02	Jaguars	P	0	0	0.0	0	0	0	0	0.0	0	0	L	29-30+
11/06	at Broncos	P	0	0	0.0	0	0	0	0	0.0	0	0	L	7-10
11/17	Cowboys	P	0	0	0.0	0	0	0	0	0.0	0	0	L	16-33
11/23	Browns	P	0	0	0.0	0	0	0	0	0.0	0	0	L	10-24
11/30	at Chargers	P	0	0	0.0	0	0	0	0	0.0	0	0	L	14-31
12/07	Broncos	P	0	0	0.0	0	0	0	0	0.0	0	0	L	17-24
12/14	at Eagles	P	2	4	2.0	3	0	0	0	0.0	0	0	L	0-31
12/21	at Texans	P	0	0	0.0	0	0	0	0	0.0	0	0	L	21-23
12/28	Giants	P	0	0	0.0	0	0	0	0	0.0	0	0	L	10-34
01/04	Chiefs	P	0	0	0.0	0	0	0	0	0.0	0	0	W	14-12
2025 TOTALS		**17-0**	**7**	**9**	**1.3**	**3**	**0**	**3**	**18**	**6.0**	**13**	**0**	**3-14**	

+ - Overtime

DYLAN LAUBE'S 2024 GXG REGULAR-SEASON STATISTICS (RAIDERS)

			RUSHING					RECEIVING						
DATE	OPPONENT	P/S	NO.	YDS.	AVG.	LG	TD	NO.	YDS.	AVG.	LG	TD	W/L	SCORE
09/08	at Chargers		ON INACTIVE LIST										L	10-22
09/15	at Ravens		ON INACTIVE LIST										W	26-23
09/22	Panthers		ON INACTIVE LIST										L	22-36
09/29	Browns	P	0	0	0.0	0	0	0	0	0.0	0	0	W	20-16
10/06	at Broncos	P	0	0	0.0	0	0	0	0	0.0	0	0	L	18-34
10/13	Steelers	P	1	0	0.0	0	0	0	0	0.0	0	0	L	13-32
10/20	at Rams		ON INACTIVE LIST										L	15-20
10/27	Chiefs		ON INACTIVE LIST										L	20-27
11/03	at Bengals		ON INACTIVE LIST										L	24-41
11/17	at Dolphins		ON INACTIVE LIST										L	19-34
11/24	Broncos	P	0	0	0.0	0	0	0	0	0.0	0	0	L	19-29
11/29	at Chiefs	P	0	0	0.0	0	0	0	0	0.0	0	0	L	17-19
12/08	at Buccaneers	P	0	0	0.0	0	0	0	0	0.0	0	0	L	13-28
12/16	Falcons	P	0	0	0.0	0	0	0	0	0.0	0	0	L	9-15
12/22	Jaguars	P	0	0	0.0	0	0	0	0	0.0	0	0	W	19-14
12/29	at Saints	P	0	0	0.0	0	0	0	0	0.0	0	0	W	25-10
01/05	Chargers	P	0	0	0.0	0	0	0	0	0.0	0	0	L	20-34
2024 TOTALS		**10-0**	**1**	**0**	**0.0**	**0**	**0**	**0**	**0**	**0.0**	**0**	**0**	**4-13**	

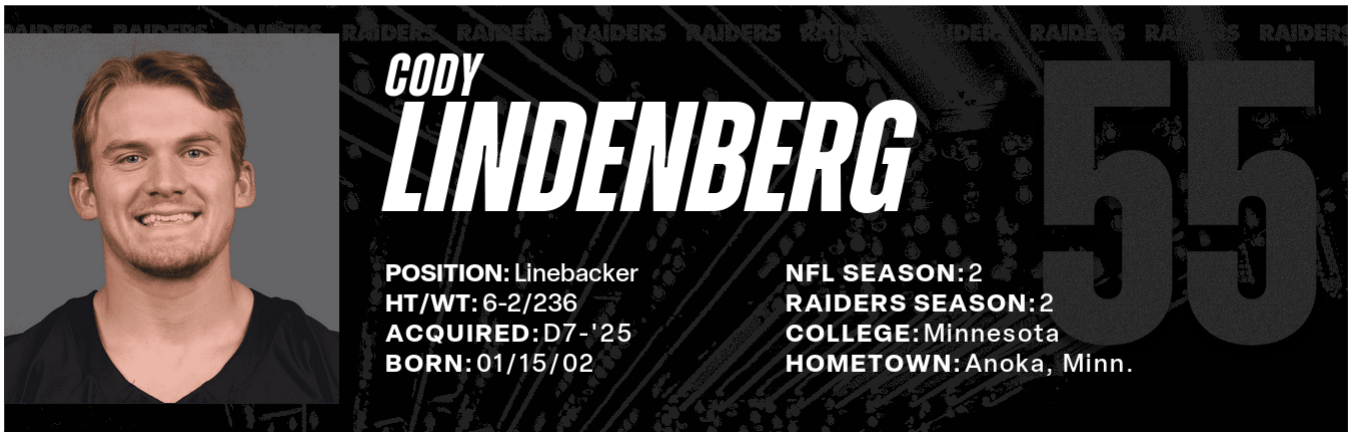

TRANSACTIONS: *Selected by Las Vegas Raiders in the seventh round (222nd overall) of the 2025 NFL Draft, April 26, 2025.*

AT A GLANCE
- As a rookie in 2025, played in all 17 games and finished third on the team with seven special teams tackles.
- Played in 38 career games over five seasons at Minnesota (2020-24), totaling 209 total tackles, 12.5 tackles for loss, 2.0 sacks, one interception, nine passes defensed and one forced fumble.
- In 2024, started in 12 games and led team with 94 tackles and added five tackles for loss, 1.0 sack, six passes defensed and one interception, en route to All-Big Ten First Team honors (coaches).

2026: (9/13) vs. Mia.: Inactive...**(9/20) at LAC:** Saw action on special teams...**(9/27) at NO:** Recorded one tackle on special teams...**(10/4) vs. KC:** Posted two special teams tackles...**(10/11) at NE:** Recorded three tackles on special teams...**(10/18) vs. Buf.:** Finished with two tackles on special teams...**(10/25) vs. LAR:** Posted one assisted tackle...**(11/1) at NYJ:** Played on special teams...**(11/8) at SF:** Recorded one tackle on special teams...**(11/15) vs. Sea.:** Saw action on special teams...**(11/22) at Den.:** Played on special teams.

2025: Appeared in all 17 games primarily on special teams and finished third on the team with seven special teams tackles…**(9/7) at NE:** Played exclusively on special teams...**(9/15) vs. LAC:** Posted one tackle tackle on special teams...**(9/21) at Was.:** Appeared on special teams...**(9/28) vs. Chi.:** Saw action on special teams...**(10/5) at Ind.:** Played on special teams...**(10/12) vs. Ten.:** Recorded one tackle on special teams...**(10/19) at KC:** Saw action on special teams...**(11/2) vs. Jax.:** Logged two tackles on special teams...**(11/6) at Den.:** Posted one tackle on special teams...**(11/17) vs. Dal.:** Played on special teams...**(11/23) vs. Cle.:** Saw action on special teams...**(11/30) at LAC:** Recorded one tackle on special teams...**(12/7) vs. Den.:** Played exclusively on special teams...**(12/14) at Phi.:** Posted one tackle on special teams...**(12/21) at Hou.:** Saw action on special teams...**(12/28) vs. NYG:** Played on special teams...**(1/4/26) vs. KC:** Appeared on special teams.

COLLEGE: Played in 38 career games over five seasons at Minnesota (2020-24), racking up 209 total tackles, 12.5 tackles for loss, 2.0 sacks, one interception, nine passes defensed and one forced fumble…Fifth-Year Senior (2024): Started all 12 games he played in and led team with 94 tackles…Added five tackles for loss, 1.0 sack, six passes defensed and one interception.

PERSONAL: Attended Anoka (Minn.) High School, where he played on both sides of the ball…As a senior, led the team in receiving with 30 receptions for 506 yards and four touchdowns, while also adding 233 passing yards and 150 rushing yards…On defense as a senior, recorded the fourth most tackles on the team…2019 Minnesota Vikings All-State Team selection.

ADDITIONAL STATISTICS: Special teams tackles – 7 in 2025. NFL Totals: 7.

CODY LINDENBERG'S NFL REGULAR SEASON DEFENSIVE STATISTICS

				TACKLES								INTERCEPTIONS					O. FUMB				ST					MISC	
DATE	TEAM	GP	GS	TK	S	A	TFL	YDS	SK	YDS	QBH	NO	YDS	LG	TD	PD	FF	FR	TD	YDS	TK	S	A	FF	FR	S	A
2025	Raiders	17	0	0	0	0	0	0	0.0	0.0	0	0	0	0	0	0	0	0	0	0	7	4	3	0	0	0	0
2026	Raiders	10	0	1	0	1	0	0	0.0	0.0	0	0	0	0	0	0	0	0	0	0	9	5	4	0	0	0	0
NFL TOTALS		**27**	**0**	**1**	**0**	**1**	**0**	**0**	**0.0**	**0.0**	**0**	**0**	**0**	**0**	**0**	**0**	**0**	**0**	**0**	**0**	**16**	**9**	**7**	**0**	**0**	**0**	**0**

CODY LINDENBERG'S 2026 GXG REGULAR-SEASON STATISTICS (RAIDERS)

			TACKLES								INTERCEPTIONS					O. FUMB				ST					MISC			
DATE	OPPONENT	P/S	TK	S	A	SK	YDS	TFL	YDS	QBH	NO	YDS	LG	TD	PD	FF	FR	TD	YDS	TK	S	A	FF	FR	S	A	W/L	SCORE
09/13	Dolphins		ON INACTIVE LIST																								W	27-13
09/20	at Chargers	P	0	0	0	0.0	0.0	0	0	0	0	0	0	0	0	0	0	0	0	0	0	0	0	0	0	0	W	26-14
09/27	at Saints	P	0	0	0	0.0	0.0	0	0	0	0	0	0	0	0	0	0	0	0	1	0	1	0	0	0	0	W	35-27
10/04	Chiefs	P	0	0	0	0.0	0.0	0	0	0	0	0	0	0	0	0	0	0	0	2	1	1	0	0	0	0	L	27-30
10/11	at Patriots	P	0	0	0	0.0	0.0	0	0	0	0	0	0	0	0	0	0	0	0	3	3	0	0	0	0	0	L	17-45
10/18	Bills	P	0	0	0	0.0	0.0	0	0	0	0	0	0	0	0	0	0	0	0	2	1	1	0	0	0	0	L	30-33
10/25	Rams	P	1	0	1	0.0	0.0	0	0	0	0	0	0	0	0	0	0	0	0	0	0	0	0	0	0	0	L	21-35
11/01	at Jets	P	0	0	0	0.0	0.0	0	0	0	0	0	0	0	0	0	0	0	0	0	0	0	0	0	0	0	W	38-33
11/08	at 49ers	P	0	0	0	0.0	0.0	0	0	0	0	0	0	0	0	0	0	0	0	1	0	1	0	0	0	0	L	17-38
11/15	Seahawks	P	0	0	0	0.0	0.0	0	0	0	0	0	0	0	0	0	0	0	0	0	0	0	0	0	0	0	L	13-21
11/22	at Broncos	P	0	0	0	0.0	0.0	0	0	0	0	0	0	0	0	0	0	0	0	0	0	0	0	0	0	0	L	24-38
2026 TOTALS		**10-0**	**1**	**0**	**1**	**0.0**	**0.0**	**0**	**0**	**0**	**0**	**0**	**0**	**0**	**0**	**0**	**0**	**0**	**0**	**9**	**5**	**4**	**0**	**0**	**0**	**0**	**4-7**	

CODY LINDENBERG'S 2025 GXG REGULAR-SEASON STATISTICS (RAIDERS)

			TACKLES								INTERCEPTIONS					O. FUMB				ST					MISC			
DATE	OPPONENT	P/S	TK	S	A	SK	YDS	TFL	YDS	QBH	NO	YDS	LG	TD	PD	FF	FR	TD	YDS	TK	S	A	FF	FR	S	A	W/L	SCORE
09/07	at Patriots	P	0	0	0	0.0	0.0	0	0	0	0	0	0	0	0	0	0	0	0	0	0	0	0	0	0	0	W	20-13
09/15	Chargers	P	0	0	0	0.0	0.0	0	0	0	0	0	0	0	0	0	0	0	0	1	0	1	0	0	0	0	L	9-20
09/21	at Commanders	P	0	0	0	0.0	0.0	0	0	0	0	0	0	0	0	0	0	0	0	0	0	0	0	0	0	0	L	24-41
09/28	Bears	P	0	0	0	0.0	0.0	0	0	0	0	0	0	0	0	0	0	0	0	0	0	0	0	0	0	0	L	24-25
10/05	at Colts	P	0	0	0	0.0	0.0	0	0	0	0	0	0	0	0	0	0	0	0	0	0	0	0	0	0	0	L	6-40
10/12	Titans	P	0	0	0	0.0	0.0	0	0	0	0	0	0	0	0	0	0	0	0	1	0	1	0	0	0	0	W	20-10
10/19	at Chiefs	P	0	0	0	0.0	0.0	0	0	0	0	0	0	0	0	0	0	0	0	0	0	0	0	0	0	0	L	0-31
11/02	Jaguars	P	0	0	0	0.0	0.0	0	0	0	0	0	0	0	0	0	0	0	0	2	2	0	0	0	0	0	L	29-30+
11/06	at Broncos	P	0	0	0	0.0	0.0	0	0	0	0	0	0	0	0	0	0	0	0	1	1	0	0	0	0	0	L	7-10
11/17	Cowboys	P	0	0	0	0.0	0.0	0	0	0	0	0	0	0	0	0	0	0	0	0	0	0	0	0	0	0	L	16-33
11/23	Browns	P	0	0	0	0.0	0.0	0	0	0	0	0	0	0	0	0	0	0	0	0	0	0	0	0	0	0	L	10-24
11/30	at Chargers	P	0	0	0	0.0	0.0	0	0	0	0	0	0	0	0	0	0	0	0	1	1	0	0	0	0	0	L	14-31
12/07	Broncos	P	0	0	0	0.0	0.0	0	0	0	0	0	0	0	0	0	0	0	0	0	0	0	0	0	0	0	L	17-24
12/14	at Eagles	P	0	0	0	0.0	0.0	0	0	0	0	0	0	0	0	0	0	0	0	1	0	1	0	0	0	0	L	0-31
12/21	at Texans	P	0	0	0	0.0	0.0	0	0	0	0	0	0	0	0	0	0	0	0	0	0	0	0	0	0	0	L	21-23
12/28	Giants	P	0	0	0	0.0	0.0	0	0	0	0	0	0	0	0	0	0	0	0	0	0	0	0	0	0	0	L	10-34
01/04	Chiefs	P	0	0	0	0.0	0.0	0	0	0	0	0	0	0	0	0	0	0	0	0	0	0	0	0	0	0	W	14-12
2025 TOTALS		**17-0**	**0**	**0**	**0**	**0.0**	**0.0**	**0**	**0**	**0**	**0**	**0**	**0**	**0**	**0**	**0**	**0**	**0**	**0**	**7**	**4**	**3**	**0**	**0**	**0**	**0**	**3-14**	

+ - Overtime



TRANSACTIONS: *Selected by Baltimore Ravens in the first round (25th overall) of the 2022 NFL Draft, April 28, 2022…Signed by Las Vegas Raiders as an unrestricted free agent, Mach 12, 2026.*

AT A GLANCE
- Has started in all 66 games he has played in since entering the NFL in 2022, one of 37 players in the NFL to start in 66+ games over that span.
- Last season (2025), allowed a pressure in an average of 3.64 seconds according to Next Gen Stats, the second-longest time to pressure allowed among centers (min. 250 pass block snaps).
- Allowed just one sack on 537 pass blocking snaps in 2024, tied for the fewest in the NFL among centers (min. 500 PB snaps).
- Has allowed just 10.0 sacks since entering the NFL in 2022 on 2,115 career pass-blocking snaps, the fourth fewest sacks allowed among centers (min. 2,000 snaps), despite blocking 1-on-1 in 44.0% of his snaps – the fourth highest rate in the NFL.
- Since being drafted in 2022, tied for the second most wins above replacement (1.15) among centers and ranks fourth in PFF overall grade (87.0) among qualified centers.

CAREER: Three-time Pro Bowl center enters his fifth season in the NFL and first season with the Las Vegas Raiders after being signed as an unrestricted free agent in March…Initially entered the NFL as a first-round draft pick (25th overall) by the Baltimore Ravens in the 2022 NFL Draft…Has started in all 66 games he has played in since entering the NFL in 2022 – all with the Ravens, one of 37 players in the NFL to start in 66+ games over that span…Part of an offensive line in Baltimore that helped pave the way for a top two rushing offense in the NFL for each of his four seasons with the club (2022-25)…Has allowed just 10.0 sacks since entering the NFL in 2022 on 2,115 career pass-blocking snaps, the fourth fewest sacks allowed among centers (min. 2,000 snaps), despite blocking 1-on-1 in 44.0% of his snaps – the fourth highest rate in the NFL…Since being drafted in 2022, tied for the second most wins above replacement (1.15) among centers and ranks fourth in PFF overall grade (87.0) among qualified centers…Last season (2025), started in all 17 games at center as part of an offensive line that helped the Ravens record a league-high 5.3 yards per carry and 156.6 rushing yards per game, the second-best mark in the NFL…Allowed a pressure in an average of 3.64 seconds according to Next Gen Stats, the second-longest time to pressure allowed among centers in 2025 (min. 250 pass block snaps), en route to his third-straight Pro Bowl selection…In 2024, started at center in all 17 games, earning his second-straight Pro Bowl selection after blocking for a Ravens offense that led the NFL in yards per game (424.9), yards per play (6.8 – third-best single-season mark in NFL history) and red zone efficiency (74.2%) as well as the third most points per game (30.5)…Also helped Baltimore set a franchise single-season record with 7,224 total net yards…Also helped the Ravens average an NFL-best 187.6 rushing yards per game and 5.8 yards per carry, which was also the best mark in a single season in NFL history…In 2023, started at center in 15 games as part of an offensive line that paved the way for the NFL's best rushing offense (156.6 rush ypg) and the fourth-best scoring offense (28.4 points per game), earning his first Pro Bowl…Helped Baltimore rush for over 100 yards in each of the 15 contests he played in…Started at center in all 17 games as a rookie in 2022, helping the Ravens average 160.0 rushing yards per game, the second best mark in the NFL, en route to PFWA All-Rookie team honors.

2026: (9/13) vs. Mia.: Started at center and was part of an offensive line that allowed zero sacks, the first game with no sacks allowed by the Raiders since Week 4 of 2025 (0 vs. Chi.)...**(9/20) at LAC:** Was part of a unit that posted 305 total yards on offense, including 248 passing yards and 57 rushing yards...**(9/27) vs. NO:** Was part of a unit that posted 340 total yards, including 113 yards rushing and 227 yards passing. 340 yards is also the most by the Raiders in a game since Week 4 of 2025 (357 vs. Chi.)...**(10/4) vs. KC:** Was part of a unit that recorded 437 total net yards, a season high for the offense and the most by the Raiders in a game since Week 17 of 2022 (500 vs. SF)...Finished with 365 total passing yards, the most in a game for the Raiders since Week 17 of 2022 (365 vs. SF)...Averaged 7.0 yards per pass play and are now averaging 6.7 yards per pass play in 2026, the ninth best mark in the NFL...Allowed zero sacks in the game, the second time this season allowing no sacks. They have now allowed five total sacks in 2026, tied for the second fewest in the NFL...The Raiders have a sack differential of +7 in 2026, the best mark in the NFL...**(10/11) at NE:** Was part of a unit that recorded 306 total net yard of offense, including 268 passing yards and 38 rushing yards...**(10/18) vs. Buf.:** Was part of a unit that recorded 378 total yards of offense, including 313 net passing yards and 65 rushing yards...**(10/25) vs. LAR:** Was part of a unit that posted 308 total passing yards in the game, their third game this season with 300+ passing yards, tied for the second most of such games in the NFL this season, trailing only the Rams (4). The Raiders are averaging 269.0 passing yards per game in 2026, the fourth most in the NFL...**(11/1) at NYJ:** Was part of an offensive unit that finished with 333 total yards of offense, including 238 passing yards and 95 rushing yards...The Raiders offense set a new season-high with 38 points, their most points scored in a game since Week 15 of 2023 (63 points vs. Chargers, 12/14/2023...**(11/8) at SF:** Was part of an offensive line that allowed zero sacks in the game, the fourth game this season surrendering zero sacks, tied for the most of such games in the NFL in 2026 (San Francisco & Atlanta)...**(11/15) vs. Sea.:** Was part of an offensive unit that converted on 7-of-17 (41.2%) of third down attempts in the game and they have now converted on 43.4% of third downs in 2026, the sixth best mark in the NFL...**(11/22) at Den.:** Was part of an offensive unit that finished with 370 total yards of offense, including a season-high 143 rushing yards and 227 passing yards. The Raiders have posted 300+ yards of offense in eight games this season, tied for the fifth most of such games in the NFL. The Raiders have gained at least 300 net yards eight times in their first 11 games of the season for the first time since 2022 (11 games).

2025 (with Bal.): Started in all 17 games at center as part of an offensive line that helped the Ravens record a league-high 5.3 yards per carry as well as 156.6 rushing yards per game, the second-best mark in the NFL…Allowed a pressure in an average of 3.64 seconds according to Next Gen Stats, the second-longest time to pressure allowed among centers in 2025 (min. 250 pass block

snaps), en route to his third-straight Pro Bowl selection…According to Next Gen Stats, only allowed 16 pressures in 253 snaps blocking in 1-on-1 situations, the second fewest among players with at least 250 1-on-1 snaps…**(9/7) at Buf.:** Started at center and blocked for a Ravens offense that totaled a season-high 432 yards (238 rushing and 194 passing) and five total touchdowns…Helped Baltimore register its ninth-straight game with 150+ rushing yards (including the postseason), which at the time was tied for the NFL's longest streak over the last 50 seasons…**(9/14) vs. Cle.:** Started at center and helped the Ravens offense score 41 points, tied for the most in a game in 2025…**(9/22) vs. Det.:** Started at center…**(9/28) at KC:** Started at center and blocked for the Ravens' 166 total rushing yards…**(10/5) vs. Hou.:** Started at center as part of an offensive line that allowed just one sack, tied for the fewest in a game in 2025…**(10/12) vs. LAR:** Started at center and blocked for 179 total rushing yards…**(10/26) vs. Chi.:** Started at center and helped the Ravens rush for 177 yards in the win…**(10/30) at Mia.:** Started at center and helped the Ravens record 338 total yards, including 150 rushing yards…**(11/9) at Min.:** Started at center on an offensive line that allowed just one sack in the game, tied for the fewest allowed in a game in 2025…**(11/16) at Cle.:** Started at center and helped the Ravens rush for 184 total rushing yards…**(11/23) vs. NYJ:** Started at center as part of an offensive line that allowed just one sack in the win…**(11/27) vs. Cin.:** Started at center…**(12/7) vs. Pit.:** Started at center and helped pave the way for 420 total yards of offense, including 217 rushing yards…Also allowed zero sacks and just one pressure on 40 pass blocking snaps (2.5%)…**(12/14) at Cin.:** Started at center and helped pave the way for 189 total rushing yards…**(12/21) vs. NE:** Started at center and helped the offensive line allow just one sack…**(12/27) at GB:** Started at center, helping block for an offense that totaled 414 net yards, including 307 rushing yards, the fourth most in a single game in Ravens history…Also helped the Ravens offense record 22 rushing first downs, the most in a single game in franchise history…**(1/4/26) at Pit.:** Started at center and helped the Ravens offense average 7.5 yards per play.

2024 (with Bal.): Started at center in all 17 games, earning his second-straight Pro Bowl selection after allowing just one sack on 537 pass blocking snaps, tied for the fewest among centers in the NFL (min. 500 pass blocking snaps)…Also blocked for a Ravens offense that led the NFL in yards per game (424.9), yards per play (6.8 – third-best single-season mark in NFL history) and red zone efficiency (74.2%) as well as the third most points per game (30.5)…Also helped Baltimore set a franchise single-season record with 7,224 total net yards…Also helped the Ravens average an NFL-best 187.6 rushing yards per game and 5.8 yards per carry, which was also the best mark in a single season in NFL history…**(9/5) at KC:** Started at center, leading a unit that helped produce 452 total yards of offence (185 rushing and 267 passing) and 5.8 yards per carry…**(9/15) vs. LV:** Started at center and helped block for the Ravens' 383 total offensive yards, including 151 rushing yards…**(9/22) at Dal.:** Started at center, helping block for an offense that totaled 456 yards (274 rushing and 182 passing) and four touchdowns in the 28-25 win…At the time, Baltimore's 274 rushing yards marked the 10th-most rushing yards in single-game franchise history…**(9/29) vs. Buf.:** Started at center, blocking for an offense that totaled 427 yards (271 rushing and 156 passing) and five touchdowns in the 35-10 win…Helped the Ravens average 7.97 yards per carry, which ranked as the third-best mark in single-game franchise history…**(10/6) at Cin.:** Started at center, blocking for an offense that totaled 520 (345 passing and 175 rushing) yards in the 41-38 OT win…Baltimore's 520 total yards marked the seventh most in franchise history at the time…Helped the Ravens become the fifth team since 1980 with at least 1,000 rushing yards through their first five games of a season…**(10/13) vs. Was.:** Started at center, helping block for an offense that totaled 484 yards (308 passing and 176 rushing) and three touchdowns in the 30-23 win…Helped Baltimore register an NFL-record sixth-straight game with at least 150 yards and 1 touchdown each through the air and on the ground…**(10/21) at TB:** Started at center, blocking for an offense that totaled 508 yards (ninth-best single-game total in franchise history) and five touchdowns in the 41-31 win…Helped the Ravens offense average 9.4 yards per play, setting a franchise record…Also paved the way for 8.1 yards per carry, the third-highest mark in single-game franchise history…**(10/27) at Cle.:** Started at center and helped block for 124 rushing yards, the eighth-consecutive game with 100+ rushing yards for the Ravens in 2024…**(11/3) vs. Den.:** Started at center, blocking for an offense that totaled five touchdowns in the 41-10 win…Blocked for QB Lamar Jackson that recorded 14.2 yards gained per pass attempt (269 yards on 19 attempts), the third-best mark in single-game franchise history…Also helped Jackson set an NFL record with his fourth-career game with a perfect 158.3 passer rating (min. 15 attempts)…**(11/7) vs. Cin.:** Started at center on an offensive line that didn't allow a sack in the win…**(11/17) at Pit.:** Started at center and helped block for 124 rushing yards…**(11/25) at LAC:** Blocked for an offense that totaled 30 points and 389 yards, including 212 rushing yards, their fourth game in 2024 with 200+ rushing yards…**(12/1) vs. Phi.:** Started at center…**(12/15) at NYG:** Started at center, helping block for an offense that totaled 445 yards and 5 touchdowns and converted on a season-high 81.8% of third down attempts (9-of-11) third-down attempts…**(12/21) vs. Pit.:** Started at center, blocking for an offense that totaled 418 yards (198 passing & 220 rushing), helping Baltimore become the first team in NFL history to register at least 3,500 passing yards and 2,500 rushing yards through the first 15 games of a season…Also part of a Ravens offense that tallied at least 30 points for a franchise-record ninth time on the season…**(12/25) at Hou.:** Started at center and helped Baltimore reach over 400 yards of total offense for a franchise-record ninth time in 2024…Also helped the Ravens averaged at least 7.0 yards per play for the seventh time in 2024, tied for the most of such games in a single season in NFL history…**(1/4/25) vs. Cle.:** Started at center, helping pave the way for 6.3 yards per carry, the 14th time in 2024 with at least 5.0 yards per carry in a game, setting a new franchise record…**Postseason: (1/11/25) vs. Pit.:** Started at center, helping block for a Ravens playoff-record 299 rushing yards, in the 28-14 Wild Card win…**(1/19/25) at Buf.:** Started at center and blocked for 416 total offensive yards, including 176 rushing yards and 240 passing yards in the Divisional Round.

2023 (with Bal.): Started at center in 15 games and earned his first Pro Bowl nod as part of an offensive line that paved the way for the NFL's best rushing offense (156.6 rush ypg) and the fourth-best scoring offense (28.4 points per game)…Helped Baltimore rush for over 100 yards in each of the 15 contests he played in…Allowed just 0.5 sack in 502 pass blocking snaps, the third fewest among centers (min. 500 pass blocking snaps)…**(9/10) vs. Hou.:** Started at center before leaving the game in the fourth quarter with an ankle injury…**(9/17) at Cin.:** inactive with an ankle injury…**(9/24) vs. Ind.:** Inactive with an ankle injury…**(10/1) at Cle.:** Returned to the starting lineup and helped block for 131 rushing yards…**(10/8) at Pit.:** Started at center and allowed zero pressures in 46 pass-blocking snaps…**(10/15) at Ten.:** Started at center and credited for one pressure in 37 pass-blocking snaps…**(10/22) vs. Det.:** Started at center, helping QB Lamar Jackson complete 21-of-27 passes for a season-high 357 yards and three touchdowns, while adding one rushing touchdown…**(10/29) at Ari.:** Started at center, helping block for an offense that rushed for 130 yards and scored touchdowns on all four red zone trips, including a career-high three rushing touchdowns by RB Gus Edwards…**(11/5) vs. Sea.:** Started at center, blocking for a rushing attack that produced a season-best 298 yards and three touchdowns…**(11/12) vs. Cle.:**

Started at center…**(11/16) vs. Cin.:** Allowed just two pressures in 36 pass-blocking snaps…**(11/26) at LAC:** Started at center and helped block for 197 total rushing yards…**(12/10) vs. LAR:** Started at center and helped block for 449 total yards of offense, including 310 passing yards and 139 rushing yards…**(12/17) at Jax.:** Started at center, blocking for an offense that rushed for 251 yards and one touchdown in the playoff-clinching win…Baltimore's 251 rushing yards marked the 30th-straight game with 100+ rushing yards as a team, tying for the fourth-longest streak since the 1970 merger…**(12/25) at SF:** Started at center…**(12/31) vs. Mia.:** Started at center, blocking for an offense that produced 491 yards of offense and a season-high 56 points to clinch the AFC's top seed…Baltimore's 56 points also marked the second-highest total in franchise history and the most points ever scored at M&T Bank Stadium…**(1/6/24) vs. Pit.:** Started at center…**Postseason: (1/20/24) vs. Hou.:** Started at center, helping block for a Ravens offense that scored twice through the air and twice on the ground, while producing the third-highest postseason rushing mark (229 yards) in franchise history in the Divisional Round win…**(1/28) vs. KC:** Started at center and allowed just one pressure on 46 pass blocking snaps in the AFC Championship.

2022 (with Bal.): Started at center in all 17 games, helping the Ravens average 160.0 rushing yards per game, the second-best mark in the NFL, en route to PFWA All-Rookie team honors…Allowed just 26 pressures on 567 pass-blocking snaps (4.6%)…His 4.6% QB pressure rate allowed ranked tied for eighth among centers (min. 500 pass-blocking snaps)…**(9/11) at NYJ:** Made his NFL debut and started at center in the 24-9 victory…**(9/18) vs. Mia.:** Started at center, helping QB Lamar Jackson throw for 318 yards and rush for 119 rushing yards…**(9/25) at NE:** Started at center, blocking on an O-line that helped Baltimore rush for a 188 yards and one touchdown on 26 carries (7.2 avg.) in the 37-26 win…Allowed zero pressures on 35 pass blocking snaps…**(10/2) vs. Buf.:** Started at center and allowed zero pressures on 38 pass-blocking snaps…**(10/9) vs. Cin.:** Started at center and allowed just one pressure on 34 pass-blocking snaps…**(10/16) at NYG:** Started at center and helped block for a Ravens rushing attack that gained 211 yards on 24 carries, averaging a single-game franchise-record 8.8 yards per attempt…**(10/27) at TB:** Started at center and helped pave the way for 453 total yards of offense, including a season-high 231 rushing yards…**(11/7) at NO:** Started at center and blocked for an offense that eclipsed 150 rushing yards (188) for the eighth-consecutive game and finished 9-of-15 (60%) on third downs…**(11/20) vs. Car.:** Started at center and allowed just one pressure on 37 pass-blocking snaps…**(11/27) at Jax.:** Started at center and allowed zero pressures on 38 pass-blocking snaps…**(12/4) vs. Den.:** Started at center…**(12/11) at Pit.:** Started at center and helped pave the way for 215 rushing yards…**(12/17) at Cle.:** Started at center and helped block for 1198 rushing yards…**(12/24) vs. Atl.:** Started at center and blocked for a rushing attack that posted 184 yards on 34 attempts (5.4 avg.)…Also part of an offensive line that allowed zero sacks and zero quarterback hits…**(1/1/23) vs. Pit.:** Started at center and helped block for 120 rushing yards…**(1/8/23) at Cin.:** Started at center…**Postseason: (1/15/23) at Cin.:** Started at center and helped block for 155 total rushing yards in the Wild Card Round.

COLLEGE: Played in 37 career games (35 starts) over four seasons at Iowa (2018-21)…As a senior, was named the Rimington Trophy winner, awarded to the best center in college football and was a unanimous All-American…Two-time first-team All-Big Ten honors (2020-21)…Began his collegiate career as a defensive tackle at Iowa before shifting to the offensive line after redshirting his true freshman season (2018).

PERSONAL: Attended Solon (Iowa) High School, where he was a three-year letterman on the football team, playing on both the offensive and defensive lines…As a senior captain, was named a U.S. Army All-American and earned first-team All-State as a center after finishing with 37 tackles, three tackles for loss and 2.0 sacks to earn District defensive MVP honors…Also earned four letters in baseball, three letters in wrestling, three letters in track, one letter in basketball and one letter in golf.

ADDITIONAL STATISTICS: Fumble recoveries – 1 in 2022, 1 in 2023, 2 in 2024. NFL Totals: 4.

TYLER LINDERBAUM'S NFL REGULAR SEASON STATISTICS

DATE	TEAM	GP	GS
2022	Ravens	17	17
2023	Ravens	15	15
2024	Ravens	17	17
2025	Ravens	17	17
2026	Raiders	11	11
NFL TOTALS		**77**	**77**

TYLER LINDERBAUM'S NFL POSTSEASON STATISTICS

DATE	TEAM	GP	GS
2022	Ravens	1	1
2023	Ravens	2	2
2024	Ravens	2	2
NFL TOTALS		**5**	**5**

TYLER LINDERBAUM'S 2026 GXG REGULAR-SEASON STATISTICS (RAIDERS)

DATE	OPPONENT	P/S		W/L	SCORE
09/13	Dolphins	S		W	27-13
09/20	at Chargers	S		W	26-14
09/27	at Saints	S		W	35-27
10/04	Chiefs	S		L	27-30
10/11	at Patriots	S		L	17-45
10/18	Bills	S		L	30-33
10/25	Rams	S		L	21-35
11/01	at Jets	S		W	38-33
11/08	at 49ers	S		L	17-38
11/15	Seahawks	S		L	13-21
11/22	at Broncos	S		L	24-38
2026 TOTALS		**11-11**		**4-7**	



TRANSACTIONS: *Selected by San Francisco 49ers in the fifth round (155th overall) of the 2023 NFL Draft, April 29, 2023…Waived by 49ers, Aug. 30, 2026…Claimed via waivers by Las Vegas Raiders, Aug. 31, 2026.*

CAREER: Veteran cornerback joins the Silver and Black for his fourth NFL season after spending the last three seasons (2023-25) with the San Francisco 49ers…Originally entered the league as a fifth-round pick (155th overall) by the 49ers in the 2023 NFL Draft and has played in 27 career games with three starts and has totaled 27 total tackles, one pass defensed, one tackle for loss, one forced fumble and one fumble recovery.

AT A GLANCE
- Has played in 27 career games with three starts and totaled 27 tackles (18 solo), one pass defensed, one tackle for loss, one forced fumble and one fumble recovery.
- In 2025, was targeted 20 times and allowed just 1.8 yards after catch per reception, the second-best mark among NFL defenders (min. 20 targets) – only behind Quinyon Mitchell (1.7).
- Earned first team All-Sun Belt honors and was named the Sun Belt Defensive Player of the Year and Second-Team All-American by Pro Football Focus in 2021.

2026: (9/13) vs. Mia.: Inactive...**(9/20) at LAC:** Saw action on special teams...**(9/27) at NO:** Inactive...**(10/4) vs. KC:** Inactive...**(10/11) at NE:** Saw action on special teams...**(10/18) vs. Buf.:** Posted two special teams tackles...**(10/25) vs. LAR:** Saw action on special teams...**(11/1) at NYJ:** Finished with one tackle on special teams...**(11/8) at SF:** Appeared on special teams...**(11/15) vs. Sea.:** Posted one tackle on special teams...**(11/22) at Den.:** Played on special teams.

2025 (with SF): Appeared in 17 games and made three starts…Finished with a career-high 22 tackles and registered one pass defensed…Added six tackles and his first career fumble recovery on special teams…**(9/21) vs. Ari.:** Posted one tackle on defense and added two stops on special teams…**(9/28) vs. Jax.:** Registered five tackles (three solo) and one tackle for loss…**(10/19) vs. Atl.:** Recorded five tackles (four)…**(11/16) at Ari.:** Totaled two tackles on defense and one stop on special teams…**(11/30) at Cle.:** Recovered a muffed punt by Browns WR Gage Larvadain, which marked the first special teams fumble recovery of his career…**(12/22) at Ind.:** Registered a season-high six tackles (five) and added one pass defensed…**(12/28) vs. Chi.:** Posted three tackles (two)…**Postseason: 1/11/26 at Phi.:** Saw action exclusively on special teams…**(1/17/26) at Sea.:** Appeared on both defense and special teams.

2024 (with SF): Played three games and recorded two tackles and one forced fumble on special teams…**(10/10) at Sea.:** Registered his first career forced fumble on a Seahawks kickoff return…**(10/27) vs. Dal.:** Recorded one tackle on special teams…**(11/10) at TB:** Saw action on special teams.

2023 (with SF): Appeared in seven games and registered five tackles on defense and two tackles on special teams…**(11/23) at Sea.:** Posted two special teams tackles…**(12/17) at Ari.:** Recorded one tackle on defense…**(1/7/24) vs. LAR:** Totaled a season-high four tackles (two solo)…**Postseason: (1/20/24) vs. GB:** Recorded two tackles on special teams…**(1/28/24) vs. Det.:** Appeared exclusively on special teams…**(2/11/24) at KC:** Saw action on special teams in the Super Bowl.

COLLEGE: Began his college career at Pearl River Community College in Poplarville, Miss., where he played two seasons (2018-19) before transferring to South Alabama for his final three seasons (2020-22)…He appeared in 36 games at South Alabama and registered 86 tackles, 16 passes defensed, five interceptions and one forced fumble…In 2021, he earned first team All-Sun Belt honors and was named the Sun Belt Defensive Player of the Year and Second-Team All-American by Pro Football Focus after posting 21 tackles, 10 passes defensed and four interceptions…As a junior in 2020, appeared in all 11 games and added 28 tackles, one pass defensed and one forced fumble...As a sophomore in 2019 at Pearl River Community College, appeared in nine games and registered 19 tackles, eight passes defensed and one interception, earning a spot on the All-Mississippi Association of Community & Junior Colleges Second-Team…As a freshman in 2018, appeared in nine games and recorded eight tackles, six passes defensed and two interceptions.

PERSONAL: Attended Oak Grove High School in Hattiesburg, Miss., where he was a three-year letterman in football…As a senior in 2017, registered 37 tackles, three passes defensed, one forced fumble and one fumble recovery…Was also a two-year letterman in basketball…Majored in sport management and recreation studies at South Alabama….First name pronounced duh-RELL.

ADDITIONAL STATISTICS: Special teams tackles – 2 in 2023, 3 in 2024, 6 in 2024. NFL Totals: 11.

SINGLE-GAME HIGHS: TACKLES: Total – 6, 12/22/25 at Ind. Solo – 5, 12/22/25 at Ind. Passes Defensed – 1, 12/22/25 at Ind. Forced Fumbles – 1, 10/10/25 at Sea. Fumble Recovery – 11/30/25 at Cle.

REGULAR SEASON COMPARISON: DEFENSIVE - CLEVELAND BROWNS

				TACKLES									MISC	
DATE	OPP	W/L	GP/GS	TOT	SOLO	ASST	SACK	YDS.	INT	TFL	PD	QBH	TD	FF	FR
11/30/25	SF @ CLV	W	P	0	0	0	0.0	0.0	0	0	0	0	0	0	0
TOTALS		**1/0**	**1/0**	**0**	**0**	**0**	**0.0**	**0.0**	**0**	**0**	**0**	**0**	**0**	**0**	**0**

DARRELL LUTER JR.'S NFL REGULAR SEASON DEFENSIVE STATISTICS

				TACKLES								INTERCEPTIONS					O. FUMB				ST					MISC	
DATE	TEAM	GP	GS	TK	S	A	TFL	YDS	SK	YDS	QBH	NO	YDS	LG	TD	PD	FF	FR	TD	YDS	TK	S	A	FF	FR	S	A
2023	49ers	7	0	5	3	2	0	0	0.0	0.0	0	0	0	0	0	0	0	0	0	0	2	1	1	0	0	0	0
2024	49ers	3	0	0	0	0	0	0	0.0	0.0	0	0	0	0	0	0	0	0	0	0	3	1	2	1	0	0	0
2025	49ers	17	3	22	15	7	1	1	0.0	0.0	0	0	0	0	0	1	0	0	0	0	6	2	4	0	1	0	0
2026	Raiders	8	0	0	0	0	0	0	0.0	0.0	0	0	0	0	0	0	0	0	0	0	4	2	2	0	0	0	0
NFL TOTALS		**35**	**3**	**27**	**18**	**9**	**1**	**1**	**0.0**	**0.0**	**0**	**0**	**0**	**0**	**0**	**1**	**0**	**0**	**0**	**0**	**15**	**6**	**9**	**1**	**1**	**0**	**0**

DARRELL LUTER JR.'S NFL POSTSEASON DEFENSIVE STATISTICS

				TACKLES								INTERCEPTIONS					O. FUMB				ST					MISC	
DATE	TEAM	GP	GS	TK	S	A	TFL	YDS	SK	YDS	QBH	NO	YDS	LG	TD	PD	FF	FR	TD	YDS	TK	S	A	FF	FR	S	A
2023	49ers	3	0	0	0	0	0	0	0.0	0.0	0	0	0	0	0	0	0	0	0	0	2	2	0	0	0	0	0
2025	49ers	2	0	0	0	0	0	0	0.0	0.0	0	0	0	0	0	0	0	0	0	0	0	0	0	0	0	0	0
NFL TOTALS		**5**	**0**	**0**	**0**	**0**	**0**	**0**	**0.0**	**0.0**	**0**	**0**	**0**	**0**	**0**	**0**	**0**	**0**	**0**	**0**	**2**	**2**	**0**	**0**	**0**	**0**	**0**

DARRELL LUTER JR.'S 2026 GXG REGULAR-SEASON STATISTICS (RAIDERS)

			TACKLES								INTERCEPTIONS					O. FUMB				ST					MISC			
DATE	OPPONENT	P/S	TK	S	A	SK	YDS	TFL	YDS	QBH	NO	YDS	LG	TD	PD	FF	FR	TD	YDS	TK	S	A	FF	FR	S	A	W/L	SCORE
09/13	Dolphins		ON INACTIVE LIST																								W	27-13
09/20	at Chargers	P	0	0	0	0.0	0.0	0	0	0	0	0	0	0	0	0	0	0	0	0	0	0	0	0	0	0	W	26-14
09/27	at Saints		ON INACTIVE LIST																								W	35-27
10/04	Chiefs		ON INACTIVE LIST																								L	27-30
10/11	at Patriots	P	0	0	0	0.0	0.0	0	0	0	0	0	0	0	0	0	0	0	0	0	0	0	0	0	0	0	L	17-45
10/18	Bills	P	0	0	0	0.0	0.0	0	0	0	0	0	0	0	0	0	0	0	0	2	0	2	0	0	0	0	L	30-33
10/25	Rams	P	0	0	0	0.0	0.0	0	0	0	0	0	0	0	0	0	0	0	0	0	0	0	0	0	0	0	L	21-35
11/01	at Jets	P	0	0	0	0.0	0.0	0	0	0	0	0	0	0	0	0	0	0	0	1	1	0	0	0	0	0	W	38-33
11/08	at 49ers	P	0	0	0	0.0	0.0	0	0	0	0	0	0	0	0	0	0	0	0	0	0	0	0	0	0	0	L	17-38
11/15	Seahawks	P	0	0	0	0.0	0.0	0	0	0	0	0	0	0	0	0	0	0	0	1	1	0	0	0	0	0	L	13-21
11/22	at Broncos	P	0	0	0	0.0	0.0	0	0	0	0	0	0	0	0	0	0	0	0	0	0	0	0	0	0	0	L	24-38
2026 TOTALS		**8-0**	**0**	**0**	**0**	**0.0**	**0.0**	**0**	**0**	**0**	**0**	**0**	**0**	**0**	**0**	**0**	**0**	**0**	**0**	**4**	**2**	**2**	**0**	**0**	**0**	**0**	**4-7**	

DARRELL LUTER JR.'S 2025 GXG REGULAR-SEASON STATISTICS (49ERS)

			TACKLES								INTERCEPTIONS					O. FUMB				ST					MISC			
DATE	OPPONENT	P/S	TK	S	A	SK	YDS	TFL	YDS	QBH	NO	YDS	LG	TD	PD	FF	FR	TD	YDS	TK	S	A	FF	FR	S	A	W/L/T	SCORE
09/07	at Seahawks	P	0	0	0	0.0	0.0	0	0	0	0	0	0	0	0	0	0	0	0	0	0	0	0	0	0	0	W	17-13
09/14	at Saints	P	0	0	0	0.0	0.0	0	0	0	0	0	0	0	0	0	0	0	0	2	1	1	0	0	0	0	W	26-21
09/21	Cardinals	P	1	0	1	0.0	0.0	0	0	0	0	0	0	0	0	0	0	0	0	1	0	1	0	0	0	0	W	16-15
09/28	Jaguars	S	5	3	2	0.0	0.0	1	1	0	0	0	0	0	0	0	0	0	0	0	0	0	0	0	0	0	L	21-26
10/02	at Rams	P	0	0	0	0.0	0.0	0	0	0	0	0	0	0	0	0	0	0	0	0	0	0	0	0	0	0	W	26-23+
10/12	at Buccaneers	P	0	0	0	0.0	0.0	0	0	0	0	0	0	0	0	0	0	0	0	0	0	0	0	0	0	0	L	19-30
10/19	Falcons	P	5	4	1	0.0	0.0	0	0	0	0	0	0	0	0	0	0	0	0	0	0	0	0	0	0	0	W	20-10
10/26	at Texans	P	0	0	0	0.0	0.0	0	0	0	0	0	0	0	0	0	0	0	0	0	0	0	0	0	0	0	L	15-26
11/02	at Giants	P	0	0	0	0.0	0.0	0	0	0	0	0	0	0	0	0	0	0	0	1	0	1	0	0	0	0	W	34-24
11/09	Rams	P	0	0	0	0.0	0.0	0	0	0	0	0	0	0	0	0	0	0	0	0	0	0	0	0	0	0	L	26-42
11/16	at Cardinals	P	2	1	1	0.0	0.0	0	0	0	0	0	0	0	0	0	0	0	0	1	1	0	0	0	0	0	W	41-22
11/24	Panthers	P	0	0	0	0.0	0.0	0	0	0	0	0	0	0	0	0	0	0	0	0	0	0	0	0	0	0	W	20-9
11/30	at Browns	P	0	0	0	0.0	0.0	0	0	0	0	0	0	0	0	0	0	0	0	1	0	1	0	1	0	0	W	26-8
12/14	Titans	P	0	0	0	0.0	0.0	0	0	0	0	0	0	0	0	0	0	0	0	0	0	0	0	0	0	0	W	37-24
12/22	at Colts	S	6	5	1	0.0	0.0	0	0	0	0	0	0	0	1	0	0	0	0	0	0	0	0	0	0	0	W	48-27
12/28	Bears	S	3	2	1	0.0	0.0	0	0	0	0	0	0	0	0	0	0	0	0	0	0	0	0	0	0	0	W	42-38
01/03	Seahawks	P	0	0	0	0.0	0.0	0	0	0	0	0	0	0	0	0	0	0	0	0	0	0	0	0	0	0	L	3-13
2025 TOTALS		**17-3**	**22**	**15**	**7**	**0.0**	**0.0**	**1**	**1**	**0**	**0**	**0**	**0**	**0**	**1**	**0**	**0**	**0**	**0**	**6**	**2**	**4**	**0**	**1**	**0**	**0**	**12-5**	

+ - Overtime

DARRELL LUTER JR.'S 2024 GXG REGULAR-SEASON STATISTICS (49ERS)

			TACKLES								INTERCEPTIONS					O. FUMB				ST					MISC			
DATE	OPPONENT	P/S	TK	S	A	SK	YDS	TFL	YDS	QBH	NO	YDS	LG	TD	PD	FF	FR	TD	YDS	TK	S	A	FF	FR	S	A	W/L	SCORE
09/09	Jets		ON INACTIVE LIST																								W	32-19
09/15	at Vikings		ON INACTIVE LIST																								L	17-23
09/22	at Rams		ON INACTIVE LIST																								L	24-27
09/29	Patriots		ON INACTIVE LIST																								W	30-13
10/06	Cardinals		ON INACTIVE LIST																								L	23-24
10/10	at Seahawks	P	0	0	0	0.0	0.0	0	0	0	0	0	0	0	0	0	0	0	0	2	0	2	1	0	0	0	W	36-24
10/20	Chiefs		ON INACTIVE LIST																								L	18-28
10/27	Cowboys	P	0	0	0	0.0	0.0	0	0	0	0	0	0	0	0	0	0	0	0	1	1	0	0	0	0	0	W	30-24
11/10	at Buccaneers	P	0	0	0	0.0	0.0	0	0	0	0	0	0	0	0	0	0	0	0	0	0	0	0	0	0	0	W	23-20
11/17	Seahawks		DID NOT PLAY																								L	17-20
11/24	at Packers		DID NOT PLAY																								L	10-38
12/01	at Bills		DID NOT PLAY																								L	10-35
12/08	Bears		DID NOT PLAY																								W	38-13
12/12	Rams		DID NOT PLAY																								L	6-12
12/22	at Dolphins		DID NOT PLAY																								L	17-29
12/30	Lions		DID NOT PLAY																								L	34-40
01/05	at Cardinals		DID NOT PLAY																								L	24-47
2024 TOTALS		**3-0**	**0**	**0**	**0**	**0.0**	**0.0**	**0**	**0**	**0**	**0**	**0**	**0**	**0**	**0**	**0**	**0**	**0**	**0**	**3**	**1**	**2**	**1**	**0**	**0**	**0**	**6-11**	

DARRELL LUTER JR.'S 2023 GXG REGULAR-SEASON STATISTICS (49ERS)

			TACKLES								INTERCEPTIONS					O. FUMB				ST					MISC			
DATE	OPPONENT	P/S	TK	S	A	SK	YDS	TFL	YDS	QBH	NO	YDS	LG	TD	PD	FF	FR	TD	YDS	TK	S	A	FF	FR	S	A	W/L	SCORE
09/10	at Steelers		RESERVED/PUP																								W	30-7
09/17	at Rams		RESERVED/PUP																								W	30-23
09/21	Giants		RESERVED/PUP																								W	30-12
10/01	Cardinals		RESERVED/PUP																								W	35-16
10/08	Cowboys		RESERVED/PUP																								W	42-10
10/15	at Browns		RESERVED/PUP																								L	17-19
10/23	at Vikings		RESERVED/PUP																								L	17-22
10/29	Bengals		RESERVED/PUP																								L	17-31
11/12	at Jaguars		RESERVED/PUP																								W	34-3
11/19	Buccaneers	P	0	0	0	0.0	0.0	0	0	0	0	0	0	0	0	0	0	0	0	0	0	0	0	0	0	0	W	27-14
11/23	at Seahawks	P	0	0	0	0.0	0.0	0	0	0	0	0	0	0	0	0	0	0	0	2	1	1	0	0	0	0	W	31-13
12/03	at Eagles	P	0	0	0	0.0	0.0	0	0	0	0	0	0	0	0	0	0	0	0	0	0	0	0	0	0	0	W	42-19
12/10	Seahawks		ON INACTIVE LIST																								W	28-16
12/17	at Cardinals	P	1	1	0	0.0	0.0	0	0	0	0	0	0	0	0	0	0	0	0	0	0	0	0	0	0	0	W	45-29
12/25	Ravens	P	0	0	0	0.0	0.0	0	0	0	0	0	0	0	0	0	0	0	0	0	0	0	0	0	0	0	L	19-33
12/31	at Commanders	P	0	0	0	0.0	0.0	0	0	0	0	0	0	0	0	0	0	0	0	0	0	0	0	0	0	0	W	27-10
01/07	Rams	P	4	2	2	0.0	0.0	0	0	0	0	0	0	0	0	0	0	0	0	0	0	0	0	0	0	0	L	20-21
2023 TOTALS		**7-0**	**5**	**3**	**2**	**0.0**	**0.0**	**0**	**0**	**0**	**0**	**0**	**0**	**0**	**0**	**0**	**0**	**0**	**0**	**2**	**1**	**1**	**0**	**0**	**0**	**0**	**12-5**	

DARRELL LUTER JR.'S 2025 GXG POSTSEASON STATISTICS (49ERS)

			TACKLES								INTERCEPTIONS					O. FUMB				ST					MISC			
DATE	OPPONENT	P/S	TK	S	A	SK	YDS	TFL	YDS	QBH	NO	YDS	LG	TD	PD	FF	FR	TD	YDS	TK	S	A	FF	FR	S	A	W/L	SCORE
01/11	at Eagles	P	0	0	0	0.0	0.0	0	0	0	0	0	0	0	0	0	0	0	0	0	0	0	0	0	0	0	W	23-19
01/17	at Seahawks	P	0	0	0	0.0	0.0	0	0	0	0	0	0	0	0	0	0	0	0	0	0	0	0	0	0	0	L	6-41
2025 TOTALS		**2-0**	**0**	**0**	**0**	**0.0**	**0.0**	**0**	**0**	**0**	**0**	**0**	**0**	**0**	**0**	**0**	**0**	**0**	**0**	**0**	**0**	**0**	**0**	**0**	**0**	**0**	**1-1**	

DARRELL LUTER JR.'S 2023 GXG POSTSEASON STATISTICS (49ERS)

			TACKLES								INTERCEPTIONS					O. FUMB				ST					MISC			
DATE	OPPONENT	P/S	TK	S	A	SK	YDS	TFL	YDS	QBH	NO	YDS	LG	TD	PD	FF	FR	TD	YDS	TK	S	A	FF	FR	S	A	W/L	SCORE
01/20	Packers	P	0	0	0	0.0	0.0	0	0	0	0	0	0	0	0	0	0	0	0	2	2	0	0	0	0	0	W	24-21
01/28	Lions	P	0	0	0	0.0	0.0	0	0	0	0	0	0	0	0	0	0	0	0	0	0	0	0	0	0	0	W	34-31
02/11	at Chiefs	P	0	0	0	0.0	0.0	0	0	0	0	0	0	0	0	0	0	0	0	0	0	0	0	0	0	0	L	22-25+
2023 TOTALS		**3-0**	**0**	**0**	**0**	**0.0**	**0.0**	**0**	**0**	**0**	**0**	**0**	**0**	**0**	**0**	**0**	**0**	**0**	**0**	**2**	**2**	**0**	**0**	**0**	**0**	**0**	**2-1**	

+ - Overtime

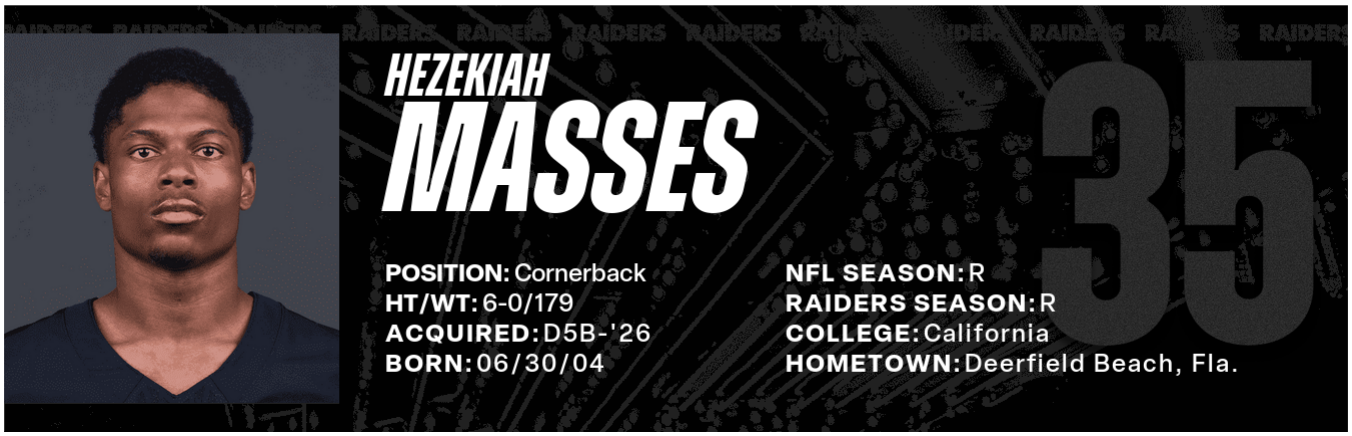

TRANSACTIONS: *Selected by Las Vegas Raiders in the fifth round (175th overall) of the 2026 NFL Draft, April 25, 2026.*

AT A GLANCE

- Played in 49 games over three seasons (2022-24) at Florida International University before finishing his collegiate career at California (2025), recording 152 tackles, 5.5 tackles for loss, seven interceptions including one returned for a touchdown, 25 passes defensed, two fumble recoveries and two forced fumbles.
- As a senior in 2025, started all 13 games and finished with 47 tackles (30 solo), one TFL, five interceptions and 13 passes defensed.
- Ranked tied for eighth in the nation with 13 PDs in 2025, while his five interceptions were tied eighth-most in the FBS.

2026: (9/13) vs. Mia.: Made his NFL debut and notched one pass defensed...**(9/20) at LAC:** Led all Raiders DBs with five tackles (four solo) and added one tackle for loss, two interceptions and two passes defensed...Became the seventh rookie in Raiders history to record two interceptions in a game - the first since 1979 (Henry Williams)...Also became the first rookie defensive back in Raiders history to record two interceptions and a tackle for loss in a single game (since 1999)...**(9/27) at NO:** Finished with six tackles (four solo) and added one interception and a pass defensed...Reached three interceptions, tied for the most in the NFL (Jevon Holland, 3) after three games...Became the first Raiders rookie all-time with 3+ interceptions through 3 career games...Also became the first NFL rookie with 3+ INTs through 3 career games since Carolina's Donte Jackson in 2018 (also 3)...**(10/4) vs. KC:** Led the Raiders with seven total tackles (three solo) and added two passes defensed, reaching six passes defensed in 2026, tied for fourth in the NFL through Week 4...**(10/11) at NE:** Posted one tackle on defense...**(10/18) vs. Buf.:** Finished with one assisted tackle and one quarterback hit...**(10/25) vs. LAR:** Recorded six tackles (five)...**(11/1) at NYJ:** Posted one tackle on defense...**(11/8) at SF:** Finished with three assisted tackles...**(11/15) vs. Sea.:** Recorded three tackles (two)...**(11/22) at Den.:** Saw action on defense.

COLLEGE: Played in 49 games over three seasons (2022-24) at Florida International University before finishing his collegiate career at California (2025)…Recorded 152 tackles, 5.5 tackles for loss, seven interceptions including one returned for a touchdown, 25 passes defensed, two fumble recoveries and two forced fumbles…**Senior (2025):** Led the ACC with 13 passes defensed...Tied for second in the ACC and tied for eighth nationally with five interceptions...Tied for second in the ACC and nationally with 13 passes defensed...Added 47 tackles and 1.0 tackle for loss (-2 yards)...A member of the Pro Football Focus Defensive Team of the Week on Sept. 27...Started all 13 games…**Junior (2024):** Played in all 12 games for the Panthers...Tallied 38 tackles, five passes defended, one TFL, one interception and one forced fumble…**Sophomore (2023):** Started 11 games and posted 42 tackles (37), one forced fumble and four passes defensed...Made seven tackles in the season opener at Louisiana Tech...Returned an interception 40 yards for a touchdown in win over North Texas...Recorded six tackles and recovered a fumble against Liberty...Registered seven stops in overtime win at Sam Houston…**Freshman (2022):** Saw action in all 12 games and made six starts...Tallied 25 tackles (13), 3.5 tackles for loss, one fumble recovery and four passes defensed...Posted four tackles with one TFL at Western Kentucky...Logged two stops and a fumble recovery at Texas State...Posted four tackles against FAU…Recorded four stops at Charlotte…Recorded two tackles and one pass defensed against La Tech.

PERSONAL: Was a key performer in the defensive backfield for Deerfield Beach High School, which posted a 9-3 record and a perfect 5-0 district mark during his senior campaign.

HEZEKIAH MASSES' NFL REGULAR SEASON DEFENSIVE STATISTICS

				TACKLES								INTERCEPTIONS					O. FUMB				ST					MISC	
DATE	TEAM	GP	GS	TK	S	A	TFL	YDS	SK	YDS	QBH	NO	YDS	LG	TD	PD	FF	FR	TD	YDS	TK	S	A	FF	FR	S	A
2026	Raiders	11	5	33	20	13	1	2	0.0	0.0	1	3	67	35	0	7	0	0	0	0	0	0	0	0	0	0	0
NFL TOTALS		**11**	**5**	**33**	**20**	**13**	**1**	**2**	**0.0**	**0.0**	**1**	**3**	**67**	**35**	**0**	**7**	**0**	**0**	**0**	**0**	**0**	**0**	**0**	**0**	**0**	**0**	**0**

HEZEKIAH MASSES' 2026 GXG REGULAR-SEASON STATISTICS (RAIDERS)

			TACKLES								INTERCEPTIONS					O. FUMB				ST					MISC			
DATE	OPPONENT	P/S	TK	S	A	SK	YDS	TFL	YDS	QBH	NO	YDS	LG	TD	PD	FF	FR	TD	YDS	TK	S	A	FF	FR	S	A	W/L	SCORE
09/13	Dolphins	P	0	0	0	0.0	0.0	0	0	0	0	0	0	0	1	0	0	0	0	0	0	0	0	0	0	0	W	27-13
09/20	at Chargers	S	5	4	1	0.0	0.0	1	2	0	2	32	29	0	2	0	0	0	0	0	0	0	0	0	0	0	W	26-14
09/27	at Saints	S	6	4	2	0.0	0.0	0	0	0	1	35	35	0	1	0	0	0	0	0	0	0	0	0	0	0	W	35-27
10/04	Chiefs	S	7	3	4	0.0	0.0	0	0	0	0	0	0	0	2	0	0	0	0	0	0	0	0	0	0	0	L	27-30
10/11	at Patriots	S	1	1	0	0.0	0.0	0	0	0	0	0	0	0	0	0	0	0	0	0	0	0	0	0	0	0	L	17-45
10/18	Bills	P	1	0	1	0.0	0.0	0	0	1	0	0	0	0	0	0	0	0	0	0	0	0	0	0	0	0	L	30-33
10/25	Rams	P	6	5	1	0.0	0.0	0	0	0	0	0	0	0	0	0	0	0	0	0	0	0	0	0	0	0	L	21-35
11/01	at Jets	P	1	1	0	0.0	0.0	0	0	0	0	0	0	0	1	0	0	0	0	0	0	0	0	0	0	0	W	38-33
11/08	at 49ers	P	3	0	3	0.0	0.0	0	0	0	0	0	0	0	0	0	0	0	0	0	0	0	0	0	0	0	L	17-38
11/15	Seahawks	S	3	2	1	0.0	0.0	0	0	0	0	0	0	0	0	0	0	0	0	0	0	0	0	0	0	0	L	13-21
11/22	at Broncos	P	0	0	0	0.0	0.0	0	0	0	0	0	0	0	0	0	0	0	0	0	0	0	0	0	0	0	L	24-38
2026 TOTALS		**11-5**	**33**	**20**	**13**	**0.0**	**0.0**	**1**	**2**	**1**	**3**	**67**	**35**	**0**	**7**	**0**	**0**	**0**	**0**	**0**	**0**	**0**	**0**	**0**	**0**	**0**	**4-7**	



Signed by Las Vegas Raiders as an undrafted free agent, April 30, 2026…Played three seasons at Hawaii (2023-25) after transferring from Hocking Community College in Nelsonville, Ohio (2021-22)…**HAWAII:** Appeared in 25 games and converted on 39-of-45 field goal attempts (86.7%) and 72-of-72 PATs…**2025:** Played in 12 games and connected on 27-of-29 field goal attempts (93.1%) and 40-of-40 PATs…Was a Consensus All-American (Associated Press, Athlon, CBS Sports, Pro Football Focus, Sports Illustrated, Sporting News, The Athletic)…Became just the second player in UH history to be named a Lou Groza Award finalist…Named Mountain West Special Teams Player of the Year and First-Team All-Mountain West…Tied a FBS record for consecutive made field goals to start a season with 25…Set a Mountain West and school record for consecutive made field goals to start a season (26 consecutive field goals from the end of the 2024 season through Nov. 29, 2025)…Finished second in the nation with a school record 27 made field goals…Ranked fifth in FBS with a 93.1 field goal percentage…Tied for sixth in FBS in scoring with 121 total points…Was only kicker nationally with at least 25 made field goals and two or fewer misses…Started the season with a streak of seven consecutive games with multiple field goals made and no misses - the longest in Mountain West history…Made multiple field goals in each of the first seven games; made at least one field goal in all 13 games…A four-time Mountain West Special Teams Player of the Week…Kicked game-winning field goal as time expired against Stanford…Finished 3-of-3 on field goal attempts and 2-of-2 on PATs…Converted on 2-of-2 field goal attempts at Arizona…Connected on a career-long 52-yard field goal against Fresno State…Made two fourth-quarter field goals at Air Force…Surpassed Jason Elam (20, 1989) for the longest streak of consecutive made field goals in school history with a 26-yard make at Colorado State…**2024:** Appeared in all 12 games and went 12-for-16 on field goal attempts and a perfect 32-for-32 on PAT attempts…Led the team in scoring with 68 points…Converted on multiple field goals in four games…Kicked a season-long 41-yard field goal against UNLV…Kicked the game-winning PAT against Fresno State…**HOCKING:** Appeared in 16 games and finished 12-of-17 (71%) on field goal attempts and 16-of-17 on PATs…**PERSONAL:** Born in Ichikawa, Japan and attended Makuhari Sogo High School in Chiba, Japan…Was a three-year letter winner in soccer.

KANSEI MATSUZAWA'S 2026 GXG REGULAR-SEASON STATISTICS (RAIDERS)

			FIELD GOALS				EXTRA POINTS						
DATE	OPPONENT		FGM	FGA	PCT	LG	XP	XPA	PCT	BLK	PTS	W/L	SCORE
09/13	Dolphins					PRACTICE SQUAD						W	27-13
09/20	at Chargers					PRACTICE SQUAD						W	26-14
09/27	at Saints					PRACTICE SQUAD						W	35-27
10/04	Chiefs					PRACTICE SQUAD						L	27-30
10/11	at Patriots					PRACTICE SQUAD						L	17-45
10/18	Bills					PRACTICE SQUAD						L	30-33
10/25	Rams					PRACTICE SQUAD						L	21-35
11/01	at Jets					PRACTICE SQUAD						W	38-33
11/08	at 49ers					PRACTICE SQUAD						L	17-38
11/15	Seahawks					PRACTICE SQUAD						L	13-21
11/22	at Broncos					PRACTICE SQUAD						L	24-38
2026 TOTALS		**0**	**0**	**0**	**0.0**	**0**	**0**	**0**	**0.0**	**0**	**0**	**4-7**	



TRANSACTIONS: *Selected by Las Vegas Raiders in the second round (35th overall) of the 2023 NFL Draft, April 28, 2023.*

AT A GLANCE
- Saw action in 13 games with 12 starts in 2025 and set career highs in receptions (35) and receiving yards (328) with one touchdown.
- Career totals include 38 games played with 32 starts and 83 receptions for 788 yards and three touchdowns.
- A three-year starter at Notre Dame (2020-22), appeared in 36 games with 28 starts and set program records for tight ends with 180 receptions for 2,099 yards (11.7 avg.) and 18 touchdowns.

CAREER: Veteran tight end enters his fourth season with the Silver and Black…In 2025, played in 13 games with 12 starts and finished with 35 receptions for 328 yards (9.4 avg.) and one touchdown…In 2024, played in 11 contests with eight starts and totaled 21 catches for 156 yards…In his rookie season in 2023, saw action in 14 games and made 12 starts…Career totals include 38 games played with 32 starts and 83 receptions for 788 yards and three touchdowns.

2026: (9/13) vs. Mia.: Tied for the team lead with six receptions for 32 yards (5.3 avg.)...**(9/20) at LAC:** Pulled in three catches for 23 yards (7.7 avg.), including a long of 10 yards...**(9/27) at NO:** Pulled in three catches for 32 yards (10.7 avg.) and one touchdown, including a long of 18 yards...**(10/4) vs. KC:** Led the Raiders with eight receptions for 82 yards (10.3 avg.)...Mayer now has 20 receptions in 2026, the sixth most in the NFL among tight ends...**(10/11) at NE:** Recorded one reception for two yards...**(10/18) vs. Buf.:** Led the Raiders with seven receptions for 95 yards (13.6 avg.)...Mayers 95 receiving yards are a single-game career high, passing his previous high of 89 yards in Week17 of 2025...**(10/25) vs. LAR:** Recorded three receptions for 32 (10.7 avg.)...**(11/1) at NYJ:** Pulled in five receptions for 53 yards (10.6 avg.), including a long of 19 yards...**(11/8) at SF:** Recorded three reception for 37 yards (12.3 avg.)...**(11/15) vs. Sea.:** Finished with two receptions for 16 yards...**(11/22) at Den.:** Posted one reception for four yards.

2025: Played in 13 games with 12 starts…Finished with 35 receptions for 328 yards (9.4 avg.) and one touchdown…**(9/7) at NE:** Started and recorded four receptions for 38 yards...**(9/15) vs. LAC:** Pulled in two receptions for nine yards...**(9/21) at Was.:** Started at tight end and recorded two tackles on special teams before leaving the game with a concussion....**(9/28) vs. Chi.:** Inactive...**(10/5) at Ind.:** Inactive...**(10/12) vs. Ten.:** Started in his return to action and tied for the team lead with five receptions for a season-high 50 yards (10.0 avg.) and one touchdown...Logged his first touchdown of the season and the third of his career...**(10/19) at KC:** Started at tight end and posted one reception for 10 yards and also saw action on special teams...**(11/2) vs. Jax.:** Started at tight end and posted three receptions for 26 yards (8.7 avg.) on offense and also recorded two tackles on special teams...**(11/6) at Den.:** Started at tight end and recorded three catches for 22 yards (7.3 avg.)...**(11/17) vs. Dal.:** Started at tight end and recorded three receptions for 13 yards. (4.3 avg.)...**(11/23) vs. Cle.:** Started and posted one reception for 14 yards...**(11/30) at LAC:** Inactive...**(12/7) vs. Den.:** Inactive...**(12/14) at Phi.:** Saw action on offense and recorded one assisted tackle on special teams...**(12/21) at Hou.:** Started on offense and recorded one reception for 10 yards...**(12/28) at NYG:** Started at tight end and posted single-game career highs in receptions (9) and receiving yards (89), including five catches of 10+ yards, tied for the most in a game by a tight end in 2025 for the Raiders...**(1/4/26) vs. KC:** Led the team with three catches for 47 yards (15.7 avg.), including a game-long 23-yard reception.

2024: Appeared in 11 games with eight starts…Totaled 21 catches for 156 yards…**(9/8) at LAC:** Started at tight end and recorded two receptions for three yards...**(9/15) at Bal.:** Caught one pass for 11 yards...**(9/22) vs. Car.:** Posted one catch for seven yards...**(11/17) at Mia.:** Finished with one reception for five yards...**(11/24) vs. Den.:** Finished with two receptions for 11 yards (5.5 avg.)...**(11/29) at KC:** Caught one pass for five yards...**(12/8) at TB:** Tied for the team lead with a season-high seven receptions for 68 yards (9.7 avg.)...**(12/15) vs. ATL:** Caught one pass for 11 yards...**(12/22) vs. Jax.:** Saw action on offense...**(12/29) at NO:** Posted one reception for 14 yards...**(1/5/25) vs. LAC:** Posted four receptions for 21 yards (5.3 avg.).

2023: Played in 14 games with 12 starts and recorded 27 receptions for 304 yards and two touchdowns…**(9/10) at Den.:** Made his NFL debut at tight end...**(9/17) at Buf.:** Recorded one reception for two yards...**(9/24) vs. Pit.:** Started at tight end and caught one pass on a two-point conversion...**(10/1) at LAC:** Started at tight end...**(10/9) vs. GB:** Recorded two receptions for 39 yards (19.5 avg.), including a 20-yard long...**(10/15) vs. NE:** Established single-game career highs with five receptions for a team-high 75 receiving yards (15.0 avg.)...**(10/22) at Chi.:** Started at tight end and caught two passes for 13 yards...**(10/30) at Det.:** Started at tight end and caught one pass for 19 yards...**(11/5) vs. NYG:** Started at tight end and posted two receptions for 11 yards...**(11/12) vs. NYJ:** Recorded three catches for 19 yards (6.3 avg.) and one touchdown...His 7-yard touchdown marked the first of his career...**(11/19) at Mia.:** Started at tight end and posted four receptions for 46 yards (11.5 avg.)...**(11/26) vs. KC:** Posted two receptions for 27 yards...**(12/10) vs. Min.:** Caught one reception for 14 yards...**(12/14) vs. LAC:** Started at tight end and finished with four catches for 39 yards (9.8 avg.) and one touchdown.

COLLEGE: A three-year starter at Notre Dame (2020-22), appeared in 36 games with 28 starts and set program records for tight ends with 180 receptions for 2,099 yards (11.7 avg.) and 18 touchdowns…As a junior in 2022, started all 12 games and recorded 67 receptions for 809 yards and a career-high nine TDs…Named First Team Associated Press All-American...Set a new Notre Dame

record for career touchdown receptions (16) by a tight end…Became the 13th player in school history to reach 2,000 career receiving yards…Surpassed WR Jeff Samardzija (179) for third on Notre Dame's all-time receptions list…As a sophomore in 2021, started all 12 games and totaled 71 receptions for 840 yards and seven TDs…Among all tight ends in the FBS, ranked fourth in receiving yards (840) and eighth in TDs (seven)…Set a single-season school record for receiving yards (840) and receiving TDs (seven) by a tight end…Set the then school record for TD receptions by a tight end in a single season (7) and passed TE Tyler Eifert for most receiving yards by a tight end in a single season (840)…Played in all 12 games with four starts as a freshman…Finished with 42 receptions for 450 yards and two TDs.

PERSONAL: Attended Covington (Ky.) Catholic High School…A four-star recruit by 247Sports, Rivals and ESPN.com…Named the 2019 Gatorade Kentucky Football Player of the Year after posting 49 receptions for 970 yards and 15 TDs…Helped Covington Catholic to a Kentucky 5A State Championship in 2019 and was named the MVP of the title game...Named 2019 Kentucky Football Coaches Association Mr. Football and 5A District 5 Player of the Year…Selected to the 2020 U.S. Army All-American Bowl.

ADDITIONAL STATISTICS: Special teams tackles: 1 in 2023, 5 in 2025. NFL Totals: 6.

SINGLE-GAME HIGHS: RECEIVING: Receptions – 9, 12/28/25 vs. NYG. Yards – 89, 12/28/25 vs. NYG. Long – 32, 12/28/25 vs. NYG. Touchdowns – 1, three times; last: 10/12/25 vs. Ten.

MICHAEL MAYER'S NFL REGULAR SEASON RUSHING/RECEIVING STATISTICS

				RECEIVING					RUSHING				
DATE	TEAM	GP	GS	NO.	YDS.	AVG.	LG	TD	NO.	YDS.	AVG.	LG	TD
2023	Raiders	14	12	27	304	11.3	32	2	0	0	0.0	0	0
2024	Raiders	11	8	21	156	7.4	29	0	0	0	0.0	0	0
2025	Raiders	13	12	35	328	9.4	23	1	0	0	0.0	0	0
2026	Raiders	11	11	42	408	9.7	28	1	1	2	2.0	2	0
NFL TOTALS		**49**	**43**	**125**	**1,196**	**9.6**	**32**	**4**	**1**	**2**	**2.0**	**2**	**0**

MICHAEL MAYER'S 2026 GXG REGULAR-SEASON STATISTICS (RAIDERS)

			RECEIVING					RUSHING						
DATE	OPPONENT	P/S	NO.	YDS.	AVG.	LG	TD	NO.	YDS.	AVG.	LG	TD	W/L	SCORE
09/13	Dolphins	S	6	32	5.3	14	0	0	0	0.0	0	0	W	27-13
09/20	at Chargers	S	3	23	7.7	10	0	0	0	0.0	0	0	W	26-14
09/27	at Saints	S	3	32	10.7	18	1	0	0	0.0	0	0	W	35-27
10/04	Chiefs	S	8	82	10.3	17	0	0	0	0.0	0	0	L	27-30
10/11	at Patriots	S	1	2	2.0	2	0	0	0	0.0	0	0	L	17-45
10/18	Bills	S	7	95	13.6	28	0	0	0	0.0	0	0	L	30-33
10/25	Rams	S	3	32	10.7	13	0	0	0	0.0	0	0	L	21-35
11/01	at Jets	S	5	53	10.6	19	0	0	0	0.0	0	0	W	38-33
11/08	at 49ers	S	3	37	12.3	24	0	0	0	0.0	0	0	L	17-38
11/15	Seahawks	S	2	16	8.0	9	0	1	2	2.0	2	0	L	13-21
11/22	at Broncos	S	1	4	4.0	4	0	0	0	0.0	0	0	L	24-38
2026 TOTALS		**11-11**	**42**	**408**	**9.7**	**28**	**1**	**1**	**2**	**2.0**	**2**	**0**	**4-7**	

MICHAEL MAYER'S 2025 GXG REGULAR-SEASON STATISTICS (RAIDERS)

			RECEIVING					RUSHING						
DATE	**OPPONENT**	**P/S**	**NO.**	**YDS.**	**AVG.**	**LG**	**TD**	**NO.**	**YDS.**	**AVG.**	**LG**	**TD**	**W/L**	**SCORE**
09/07	at Patriots	S	4	38	9.5	12	0	0	0	0.0	0	0	W	20-13
09/15	Chargers	S	2	9	4.5	6	0	0	0	0.0	0	0	L	9-20
09/21	at Commanders	S	0	0	0.0	0	0	0	0	0.0	0	0	L	24-41
09/28	Bears		ON INACTIVE LIST										L	24-25
10/05	at Colts		ON INACTIVE LIST										L	6-40
10/12	Titans	S	5	50	10.0	22	1	0	0	0.0	0	0	W	20-10
10/19	at Chiefs	S	1	10	10.0	10	0	0	0	0.0	0	0	L	0-31
11/02	Jaguars	S	3	26	8.7	12	0	0	0	0.0	0	0	L	29-30+
11/06	at Broncos	S	3	22	7.3	11	0	0	0	0.0	0	0	L	7-10
11/17	Cowboys	S	3	13	4.3	8	0	0	0	0.0	0	0	L	16-33
11/23	Browns	S	1	14	14.0	14	0	0	0	0.0	0	0	L	10-24
11/30	at Chargers		ON INACTIVE LIST										L	14-31
12/07	Broncos		ON INACTIVE LIST										L	17-24
12/14	at Eagles	P	0	0	0.0	0	0	0	0	0.0	0	0	L	0-31
12/21	at Texans	S	1	10	10.0	10	0	0	0	0.0	0	0	L	21-23
12/28	Giants	S	9	89	9.9	19	0	0	0	0.0	0	0	L	10-34
01/04	Chiefs	S	3	47	15.7	23	0	0	0	0.0	0	0	W	14-12
2025 TOTALS		**13-12**	**35**	**328**	**9.4**	**23**	**1**	**0**	**0**	**0.0**	**0**	**0**	**3-14**	

+ - Overtime

MICHAEL MAYER'S 2024 GXG REGULAR-SEASON STATISTICS (RAIDERS)

			RECEIVING					RUSHING						
DATE	**OPPONENT**	**P/S**	**NO.**	**YDS.**	**AVG.**	**LG**	**TD**	**NO.**	**YDS.**	**AVG.**	**LG**	**TD**	**W/L**	**SCORE**
09/08	at Chargers	S	2	3	1.5	3	0	0	0	0.0	0	0	L	10-22
09/15	at Ravens	P	1	11	11.0	11	0	0	0	0.0	0	0	W	26-23
09/22	Panthers	S	1	7	7.0	7	0	0	0	0.0	0	0	L	22-36
09/29	Browns		ON INACTIVE LIST										W	20-16
10/06	at Broncos		ON INACTIVE LIST										L	18-34
10/13	Steelers		NON-FOOTBALL ILLNESS (NFI)										L	13-32
10/20	at Rams		NON-FOOTBALL ILLNESS (NFI)										L	15-20
10/27	Chiefs		NON-FOOTBALL ILLNESS (NFI)										L	20-27
11/03	at Bengals		NON-FOOTBALL ILLNESS (NFI)										L	24-41
11/17	at Dolphins	S	1	5	5.0	5	0	0	0	0.0	0	0	L	19-34
11/24	Broncos	S	2	11	5.5	9	0	0	0	0.0	0	0	L	19-29
11/29	at Chiefs	P	1	5	5.0	5	0	0	0	0.0	0	0	L	17-19
12/08	at Buccaneers	S	7	68	9.7	29	0	0	0	0.0	0	0	L	13-28
12/16	Falcons	S	1	11	11.0	11	0	0	0	0.0	0	0	L	9-15
12/22	Jaguars	S	0	0	0.0	0	0	0	0	0.0	0	0	W	19-14
12/29	at Saints	P	1	14	14.0	14	0	0	0	0.0	0	0	W	25-10
01/05	Chargers	S	4	21	5.3	11	0	0	0	0.0	0	0	L	20-34
2024 TOTALS		**11-8**	**21**	**156**	**7.4**	**29**	**0**	**0**	**0**	**0.0**	**0**	**0**	**4-13**	

MICHAEL MAYER'S 2023 GXG REGULAR-SEASON STATISTICS (RAIDERS)

			RECEIVING					RUSHING						
DATE	**OPPONENT**	**P/S**	**NO.**	**YDS.**	**AVG.**	**LG**	**TD**	**NO.**	**YDS.**	**AVG.**	**LG**	**TD**	**W/L**	**SCORE**
09/10	at Broncos	P	0	0	0.0	0	0	0	0	0.0	0	0	W	17-16
09/17	at Bills	P	1	2	2.0	2	0	0	0	0.0	0	0	L	10-38
09/24	Steelers	S	0	0	0.0	0	0	0	0	0.0	0	0	L	18-23
10/01	at Chargers	S	0	0	0.0	0	0	0	0	0.0	0	0	L	17-24
10/09	Packers	S	2	39	19.5	20	0	0	0	0.0	0	0	W	17-13
10/15	Patriots	S	5	75	15.0	32	0	0	0	0.0	0	0	W	21-17
10/22	at Bears	S	2	13	6.5	11	0	0	0	0.0	0	0	L	12-30
10/30	at Lions	S	1	19	19.0	19	0	0	0	0.0	0	0	L	14-26
11/05	Giants	S	2	11	5.5	7	0	0	0	0.0	0	0	W	30-6
11/12	Jets	S	3	19	6.3	7t	1	0	0	0.0	0	0	W	16-12
11/19	at Dolphins	S	4	46	11.5	17	0	0	0	0.0	0	0	L	13-20
11/26	Chiefs	S	2	27	13.5	17	0	0	0	0.0	0	0	L	17-31
12/10	Vikings	S	1	14	14.0	14	0	0	0	0.0	0	0	L	0-3
12/14	Chargers	S	4	39	9.8	13	1	0	0	0.0	0	0	W	63-21
12/25	at Chiefs		ON INACTIVE LIST										W	20-14
12/31	at Colts		ON INACTIVE LIST										L	20-23
01/07	Broncos		INJURED RESERVE										W	27-14
2023 TOTALS		**14-12**	**27**	**304**	**11.3**	**32**	**2**	**0**	**0**	**0.0**	**0**	**0**	**8-9**	

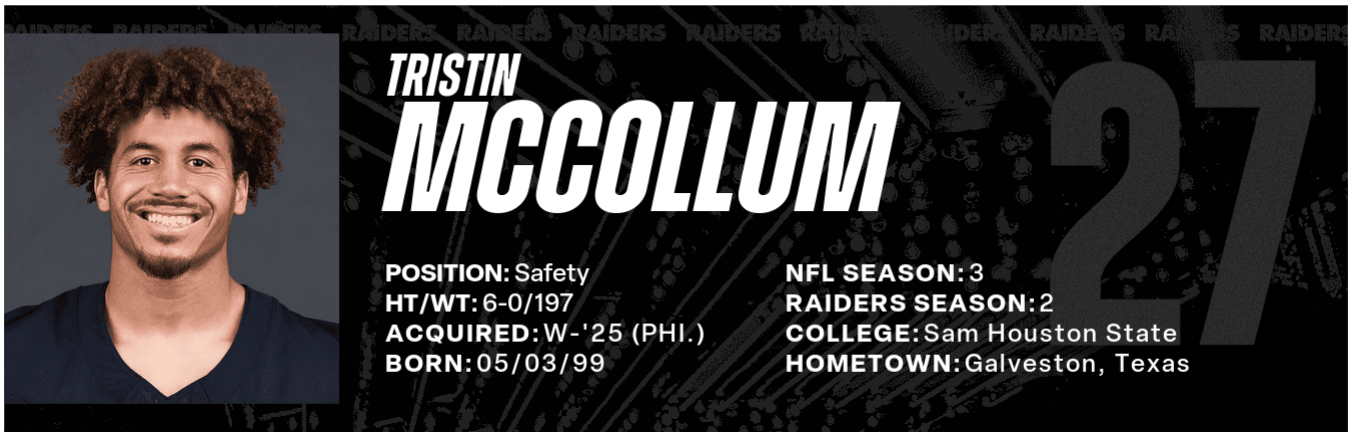

TRANSACTIONS: *Signed by Houston Texans as an undrafted free agent, May 13, 2022…Waived by Texans, Aug. 30, 2022…Signed by Texans to the practice squad, Aug. 31, 2022…Waived by Texans, Jan. 16, 2022…Signed by Philadelphia Eagles to a Reserve/Future contract, Jan. 18, 2023…Waived by Eagles, Aug. 29, 2023…Signed by Eagles to practice squad, Aug. 30, 2023…Signed by Eagles to a Reserve/Future contract, Jan. 18, 2024…Waived by Eagles, Aug. 27, 2025…Acquired via waivers by Las Vegas Raiders, Aug. 28, 2025…Re-signed by Raiders as an exclusive rights free agent, April 3, 2026.*

AT A GLANCE
- Played in 33 games with two starts and totaled 46 tackles (27 solo), two tackles for loss and two passes defensed on defense and seven tackles on special teams.
- In 2025, appeared in 16 games and finished with 10 tackles (seven), two tackles for loss and one pass defensed on defense and four tackles on special teams.
- Played five seasons at Sam Houston State (2017-21), where he appeared in 57 games and helped lead the Bearkats to an FCS National Championship in 2021…Totaled 229 tackles (145 solo), 12 tackles for loss, 4.0 sacks, three interceptions, 20 passes defensed, one forced fumble and one block.

CAREER: Veteran cornerback enters his third career season and second in the Silver and Black after originally entering the league as an undrafted free agent with the Houston Texans…Has appeared in 33 games with two starts and recorded 46 tackles (27 solo), two tackles for loss and two passes defensed on defense and seven tackles on special teams…In 2025, appeared in 16 games and finished with 10 tackles (seven), two tackles for loss and one pass defensed on defense and four tackles on special teams…In 2024 with the Eagles, played in 14 games and finished with 20 tackles (16) and two passes defensed…In 2023, spent a majority of the season on the practice squad but was elevated to active roster for three games in addition to their Wild Card playoff game…Played in three games and posted six tackles (four)…As a rookie in 2022, spent the entire season on the Texans practice squad.

2026: (9/13) vs. Mia.: Saw action on special teams...**(9/20) at LAC:** Inactive...**(9/27) at NO:** Played on special teams...**(10/4) vs. KC:** Inactive...**(10/11) at NE:** Inactive...**(10/18) vs. Buf.:** Inactive...**(10/25) vs. LAR:** Inactive...**(11/1) at NYJ:** Inactive...**(11/8) at SF:** Did not play...**(11/15) vs. Sea.:** Inactive...**(11/22) at Den.:** Inactive.

2025: Appeared in 16 games and finished with 10 tackles (seven solo), two tackles for loss and one pass defensed…Added four tackles on special teams…**(9/7) at NE:** Inactive…**(9/15) vs. LAC:** Saw action on special teams…**(9/21) at Was.:** Finished with one tackle on defense and one tackle on special teams…**(9/28) vs. Chi.:** Appeared on defense and also logged one tackle on special teams…**(10/5) at Ind.:** Played primarily on special teams and had one tackle…**(10/12) vs. Ten.:** Played primarily on special teams and registered one tackle…**(10/19) at KC:** Recorded two tackles (one) on defense…**(11/2) vs. Jax.:** Tallied three tackles (two), one tackle for loss and one pass defensed…**(11/6) at Den.:** Saw action on special teams…**(11/17) vs. Dal.:** Played exclusively on special teams…**(11/23) vs. Cle.:** Played on special teams…**(11/30) at LAC:** Saw action on special teams…**(12/7) vs. Den.:** Played on defense and special teams…**(12/14) at Phi.:** Appeared on special teams…**(12/21) at Hou.:** Saw action on special teams…**(12/28) vs. NYG:** Finished with three tackles and one tackle for loss…**(1/4/26) vs. KC:** Posted one tackle.

2024 (with Phi.): Played in 14 games and finished with 20 tackles (16 solo) and two passes defensed…Inactive for three games…**(9/6) vs. GB:** Appeared on defense and special teams…**(9/16) vs. Atl.:** Saw action on special teams…**(9/22) at NO:** Saw action on special teams…**(9/29) at TB:** Posted seven tackles (four) on defense…**(10/13) vs. Cle.:** Appeared on special teams…**(10/20) at NYG:** Appeared on defense and special teams…**(10/27) at Cin.:** Appeared on defense and special teams and recorded one tackle…**(11/24) at LAR:** Saw action on defense and recorded one tackle on special teams…**(12/1) at Bal.:** Recorded four tackles and one pass defensed…**(12/8) vs. Car.:** Made first career start at safety and totaled four tackles (three) and one pass defensed…**(12/15) vs. Pit.:** Saw action on special teams…**(12/22) at Was.:** Posted four tackles (two) on defense and one tackle on special teams…**(12/29) vs. Dal.:** Appeared primarily on special teams and recorded one tackle on defense…**(1/5/25) vs. NYG:** Made start at safety and recorded nine tackles (two)…**Postseason: (1/12/25) vs. GB:** Appeared on special teams and recorded one tackle…**(1/19/25) vs. LAR:** Recorded one special teams tackle in NFC Divisional playoff win…**(1/26/25) vs. Was.:** Saw action on defense and special teams and posted one tackle in NFC Championship game…**(2/9/25) vs. KC:** Appeared on defense and special teams in Super Bowl LIX win.

2023 (with Phi.): Spent a majority of the season on the practice squad but was elevated to active roster for four games, including their Wild Card playoff game…Totaled six tackles (four solo)…**(10/1) vs. Was.:** Appeared on special teams…**(12/25) vs. NYG:** Saw action on special teams…**(1/7/24) at NYG:** Played extensively on defense and recorded six tackles (four solo)…**Postseason: (1/15/24) at TB:** Appeared on special teams.

2022 (with Hou.): Signed with the Texans as an undrafted free agent and spent the entire season on the practice squad.

COLLEGE: Played five seasons at Sam Houston State (2017-21), where he appeared in 57 games…Totaled 229 tackles (145 solo), 12 tackles for loss, 4.0 sacks, three interceptions, 20 passes defensed, one forced fumble and one block…As a senior in 2021, played in 12 games and recorded 52 tackles (37), 2.5 tackles for loss, six passes defensed and one block…Named to All-WAC Second Team…In

2020, played in nine games and tallied 50 tackles (31), 1.5 tackles for loss, 1.0 sack, two interceptions and four passes defensed…Named to All-Southland Conference Second Team…In 2019, appeared in 12 games and recorded 49 tackles (33), two tackles for loss, 1.0 sack, one interception and six passes defensed…In 2018, saw action in 11 games and posted 48 tackles (25), six tackles for loss, 2.0 sacks and four passes defensed…As a freshman in 2017, appeared in 13 games and recorded 30 tackles (19) and one forced fumble.

PERSONAL: Attended Ball High School in Galveston, Texas, where he was a team captain…Has an identical twin brother, Zyon, who was selected by the Tampa Bay Buccaneers in the fifth round (157th overall) of the 2022 NFL Draft.

ADDITIONAL STATISTICS: Special teams tackles – 3 in 2024. 4 in 2025. NFL Totals: 7.

SINGLE-GAME HIGHS: TACKLES: Total – 9, 1/5/25 vs. NYG. Solo – 4, three times; last: 12/1/24 at Bal. Tackles for Loss – 1, two times; last: 12/28/25 vs. NYG. Passes Defensed – 1, three times; last: 11/2/25 vs. Jax.

TRISTIN MCCOLLUM'S NFL REGULAR SEASON DEFENSIVE STATISTICS

				TACKLES								INTERCEPTIONS					O. FUMB				ST					MISC	
DATE	TEAM	GP	GS	TK	S	A	TFL	YDS	SK	YDS	QBH	NO	YDS	LG	TD	PD	FF	FR	TD	YDS	TK	S	A	FF	FR	S	A
2022	Texans	0	0	0	0	0	0	0	0.0	0.0	0	0	0	0	0	0	0	0	0	0	0	0	0	0	0	0	0
2023	Eagles	3	0	6	4	2	0	0	0.0	0.0	0	0	0	0	0	0	0	0	0	0	0	0	0	0	0	0	0
2024	Eagles	14	2	30	16	14	0	0	0.0	0.0	0	0	0	0	0	2	0	0	0	0	3	2	1	0	0	0	0
2025	Raiders	16	0	10	7	3	2	4	0.0	0.0	0	0	0	0	0	1	0	0	0	0	4	4	0	0	0	0	0
2026	Raiders	2	0	0	0	0	0	0	0.0	0.0	0	0	0	0	0	0	0	0	0	0	0	0	0	0	0	0	0
NFL TOTALS		**35**	**2**	**46**	**27**	**19**	**2**	**4**	**0.0**	**0.0**	**0**	**0**	**0**	**0**	**0**	**3**	**0**	**0**	**0**	**0**	**7**	**6**	**1**	**0**	**0**	**0**	**0**

TRISTIN MCCOLLUM'S NFL POSTSEASON DEFENSIVE STATISTICS

				TACKLES								INTERCEPTIONS					O. FUMB				ST					MISC	
DATE	TEAM	GP	GS	TK	S	A	TFL	YDS	SK	YDS	QBH	NO	YDS	LG	TD	PD	FF	FR	TD	YDS	TK	S	A	FF	FR	S	A
2023	Eagles	1	0	0	0	0	0	0	0.0	0.0	0	0	0	0	0	0	0	0	0	0	0	0	0	0	0	0	0
2024	Eagles	4	0	0	0	0	0	0	0.0	0.0	0	0	0	0	0	0	0	0	0	0	3	0	3	0	0	0	0
NFL TOTALS		**5**	**0**	**0**	**0**	**0**	**0**	**0**	**0.0**	**0.0**	**0**	**0**	**0**	**0**	**0**	**0**	**0**	**0**	**0**	**0**	**3**	**0**	**3**	**0**	**0**	**0**	**0**

TRISTIN MCCOLLUM'S 2026 GXG REGULAR-SEASON STATISTICS (RAIDERS)

			TACKLES								INTERCEPTIONS					O. FUMB				ST					MISC			
DATE	OPPONENT	P/S	TK	S	A	SK	YDS	TFL	YDS	QBH	NO	YDS	LG	TD	PD	FF	FR	TD	YDS	TK	S	A	FF	FR	S	A	W/L	SCORE
09/13	Dolphins	P	0	0	0	0.0	0.0	0	0	0	0	0	0	0	0	0	0	0	0	0	0	0	0	0	0	0	W	27-13
09/20	at Chargers		ON INACTIVE LIST																								W	26-14
09/27	at Saints	P	0	0	0	0.0	0.0	0	0	0	0	0	0	0	0	0	0	0	0	0	0	0	0	0	0	0	W	35-27
10/04	Chiefs		ON INACTIVE LIST																								L	27-30
10/11	at Patriots		ON INACTIVE LIST																								L	17-45
10/18	Bills		ON INACTIVE LIST																								L	30-33
10/25	Rams		ON INACTIVE LIST																								L	21-35
11/01	at Jets		ON INACTIVE LIST																								W	38-33
11/08	at 49ers		DID NOT PLAY (NON-INJURY)																								L	17-38
11/15	Seahawks		ON INACTIVE LIST																								L	13-21
11/22	at Broncos		ON INACTIVE LIST																								L	24-38
2026 TOTALS		**2-0**	**0**	**0**	**0**	**0.0**	**0.0**	**0**	**0**	**0**	**0**	**0**	**0**	**0**	**0**	**0**	**0**	**0**	**0**	**0**	**0**	**0**	**0**	**0**	**0**	**0**	**4-7**	

TRISTIN MCCOLLUM'S 2025 GXG REGULAR-SEASON STATISTICS (RAIDERS)

			TACKLES								INTERCEPTIONS					O. FUMB				ST					MISC			
DATE	OPPONENT	P/S	TK	S	A	SK	YDS	TFL	YDS	QBH	NO	YDS	LG	TD	PD	FF	FR	TD	YDS	TK	S	A	FF	FR	S	A	W/L	SCORE
09/07	at Patriots		ON INACTIVE LIST																								W	20-13
09/15	Chargers	P	0	0	0	0.0	0.0	0	0	0	0	0	0	0	0	0	0	0	0	0	0	0	0	0	0	0	L	9-20
09/21	at Commanders	P	1	1	0	0.0	0.0	0	0	0	0	0	0	0	0	0	0	0	0	1	1	0	0	0	0	0	L	24-41
09/28	Bears	P	0	0	0	0.0	0.0	0	0	0	0	0	0	0	0	0	0	0	0	1	1	0	0	0	0	0	L	24-25
10/05	at Colts	P	0	0	0	0.0	0.0	0	0	0	0	0	0	0	0	0	0	0	0	1	1	0	0	0	0	0	L	6-40
10/12	Titans	P	0	0	0	0.0	0.0	0	0	0	0	0	0	0	0	0	0	0	0	1	1	0	0	0	0	0	W	20-10
10/19	at Chiefs	P	2	1	1	0.0	0.0	0	0	0	0	0	0	0	0	0	0	0	0	0	0	0	0	0	0	0	L	0-31
11/02	Jaguars	P	3	2	1	0.0	0.0	1	3	0	0	0	0	0	1	0	0	0	0	0	0	0	0	0	0	0	L	29-30+
11/06	at Broncos	P	0	0	0	0.0	0.0	0	0	0	0	0	0	0	0	0	0	0	0	0	0	0	0	0	0	0	L	7-10
11/17	Cowboys	P	0	0	0	0.0	0.0	0	0	0	0	0	0	0	0	0	0	0	0	0	0	0	0	0	0	0	L	16-33
11/23	Browns	P	0	0	0	0.0	0.0	0	0	0	0	0	0	0	0	0	0	0	0	0	0	0	0	0	0	0	L	10-24
11/30	at Chargers	P	0	0	0	0.0	0.0	0	0	0	0	0	0	0	0	0	0	0	0	0	0	0	0	0	0	0	L	14-31
12/07	Broncos	P	0	0	0	0.0	0.0	0	0	0	0	0	0	0	0	0	0	0	0	0	0	0	0	0	0	0	L	17-24
12/14	at Eagles	P	0	0	0	0.0	0.0	0	0	0	0	0	0	0	0	0	0	0	0	0	0	0	0	0	0	0	L	0-31
12/21	at Texans	P	0	0	0	0.0	0.0	0	0	0	0	0	0	0	0	0	0	0	0	0	0	0	0	0	0	0	L	21-23
12/28	Giants	P	3	3	0	0.0	0.0	1	1	0	0	0	0	0	0	0	0	0	0	0	0	0	0	0	0	0	L	10-34
01/04	Chiefs	P	1	0	1	0.0	0.0	0	0	0	0	0	0	0	0	0	0	0	0	0	0	0	0	0	0	0	W	14-12
2025 TOTALS		**16-0**	**10**	**7**	**3**	**0.0**	**0.0**	**2**	**4**	**0**	**0**	**0**	**0**	**0**	**1**	**0**	**0**	**0**	**0**	**4**	**4**	**0**	**0**	**0**	**0**	**0**	**3-14**	

+ - Overtime

TRISTIN MCCOLLUM'S 2024 GXG REGULAR-SEASON STATISTICS (EAGLES)

			TACKLES								INTERCEPTIONS					O. FUMB				ST					MISC			
DATE	OPPONENT	P/S	TK	S	A	SK	YDS	TFL	YDS	QBH	NO	YDS	LG	TD	PD	FF	FR	TD	YDS	TK	S	A	FF	FR	S	A	W/L	SCORE
09/06	Packers	P	0	0	0	0.0	0.0	0	0	0	0	0	0	0	0	0	0	0	0	0	0	0	0	0	0	0	W	34-29
09/16	Falcons		PRACTICE SQUAD																								L	21-22
09/22	at Saints		PRACTICE SQUAD																								W	15-12
09/29	at Buccaneers		PRACTICE SQUAD																								L	16-33
10/13	Browns		PRACTICE SQUAD																								W	20-16
10/20	at Giants	P	0	0	0	0.0	0.0	0	0	0	0	0	0	0	0	0	0	0	0	0	0	0	0	0	0	0	W	28-3
10/27	at Bengals	P	1	0	1	0.0	0.0	0	0	0	0	0	0	0	0	0	0	0	0	0	0	0	0	0	0	0	W	37-17
11/03	Jaguars		ON INACTIVE LIST																								W	28-23
11/10	at Cowboys		ON INACTIVE LIST																								W	34-6
11/14	Commanders		ON INACTIVE LIST																								W	26-18
11/24	at Rams	P	0	0	0	0.0	0.0	0	0	0	0	0	0	0	0	0	0	0	0	1	1	0	0	0	0	0	W	37-20
12/01	at Ravens	P	4	4	0	0.0	0.0	0	0	0	0	0	0	0	1	0	0	0	0	0	0	0	0	0	0	0	W	24-19
12/08	Panthers	S	4	3	1	0.0	0.0	0	0	0	0	0	0	0	1	0	0	0	0	0	0	0	0	0	0	0	W	22-16
12/15	Steelers	P	0	0	0	0.0	0.0	0	0	0	0	0	0	0	0	0	0	0	0	0	0	0	0	0	0	0	W	27-13
12/22	at Commanders	P	4	2	2	0.0	0.0	0	0	0	0	0	0	0	0	0	0	0	0	1	1	0	0	0	0	0	L	33-36
12/29	Cowboys	P	1	1	0	0.0	0.0	0	0	0	0	0	0	0	0	0	0	0	0	1	0	1	0	0	0	0	W	41-7
01/05	Giants	S	9	2	7	0.0	0.0	0	0	0	0	0	0	0	0	0	0	0	0	0	0	0	0	0	0	0	W	20-13
2024 TOTALS		**10-2**	**23**	**12**	**11**	**0.0**	**0.0**	**0**	**0**	**0**	**0**	**0**	**0**	**0**	**2**	**0**	**0**	**0**	**0**	**3**	**2**	**1**	**0**	**0**	**0**	**0**	**14-3**	

TRISTIN MCCOLLUM'S 2023 GXG REGULAR-SEASON STATISTICS (EAGLES)

			TACKLES								INTERCEPTIONS					O. FUMB				ST					MISC			
DATE	OPPONENT	P/S	TK	S	A	SK	YDS	TFL	YDS	QBH	NO	YDS	LG	TD	PD	FF	FR	TD	YDS	TK	S	A	FF	FR	S	A	W/L	SCORE
10/01	Commanders	P	0	0	0	0.0	0.0	0	0	0	0	0	0	0	0	0	0	0	0	0	0	0	0	0	0	0	W	34-31+
11/20	at Chiefs		PRACTICE SQUAD																								W	21-17
11/26	Bills		PRACTICE SQUAD																								W	37-34+
12/03	49ers		PRACTICE SQUAD																								L	19-42
12/10	at Cowboys		PRACTICE SQUAD																								L	13-33
12/18	at Seahawks		PRACTICE SQUAD																								L	17-20
12/25	Giants		PRACTICE SQUAD																								W	33-25
12/31	Cardinals		PRACTICE SQUAD																								L	31-35
01/07	at Giants		PRACTICE SQUAD																								L	10-27
2023 TOTALS		**1-0**	**0**	**0**	**0**	**0.0**	**0.0**	**0**	**0**	**0**	**0**	**0**	**0**	**0**	**0**	**0**	**0**	**0**	**0**	**0**	**0**	**0**	**0**	**0**	**0**	**0**	**4-5**	

+ - Overtime

TRISTIN MCCOLLUM'S 2024 GXG POSTSEASON STATISTICS (EAGLES)

			TACKLES								INTERCEPTIONS					O. FUMB				ST					MISC			
DATE	OPPONENT	P/S	TK	S	A	SK	YDS	TFL	YDS	QBH	NO	YDS	LG	TD	PD	FF	FR	TD	YDS	TK	S	A	FF	FR	S	A	W/L	SCORE
01/12	Packers	P	0	0	0	0.0	0.0	0	0	0	0	0	0	0	0	0	0	0	0	1	0	1	0	0	0	0	W	22-10
01/19	Rams	P	0	0	0	0.0	0.0	0	0	0	0	0	0	0	0	0	0	0	0	1	0	1	0	0	0	0	W	28-22
01/26	Commanders	P	0	0	0	0.0	0.0	0	0	0	0	0	0	0	0	0	0	0	0	1	0	1	0	0	0	0	W	55-23
02/09	Chiefs	P	0	0	0	0.0	0.0	0	0	0	0	0	0	0	0	0	0	0	0	0	0	0	0	0	0	0	W	40-22
2024 TOTALS		**4-0**	**0**	**0**	**0**	**0.0**	**0.0**	**0**	**0**	**0**	**0**	**0**	**0**	**0**	**0**	**0**	**0**	**0**	**0**	**3**	**0**	**3**	**0**	**0**	**0**	**0**	**4-0**	

TRISTIN MCCOLLUM'S 2023 GXG POSTSEASON STATISTICS (EAGLES)

			TACKLES								INTERCEPTIONS					O. FUMB				ST					MISC			
DATE	OPPONENT	P/S	TK	S	A	SK	YDS	TFL	YDS	QBH	NO	YDS	LG	TD	PD	FF	FR	TD	YDS	TK	S	A	FF	FR	S	A	W/L	SCORE
01/15	at Buccaneers	P	0	0	0	0.0	0.0	0	0	0	0	0	0	0	0	0	0	0	0	0	0	0	0	0	0	0	L	9-32
2023 TOTALS		**1-0**	**0**	**0**	**0**	**0.0**	**0.0**	**0**	**0**	**0**	**0**	**0**	**0**	**0**	**0**	**0**	**0**	**0**	**0**	**0**	**0**	**0**	**0**	**0**	**0**	**0**	**0-1**	

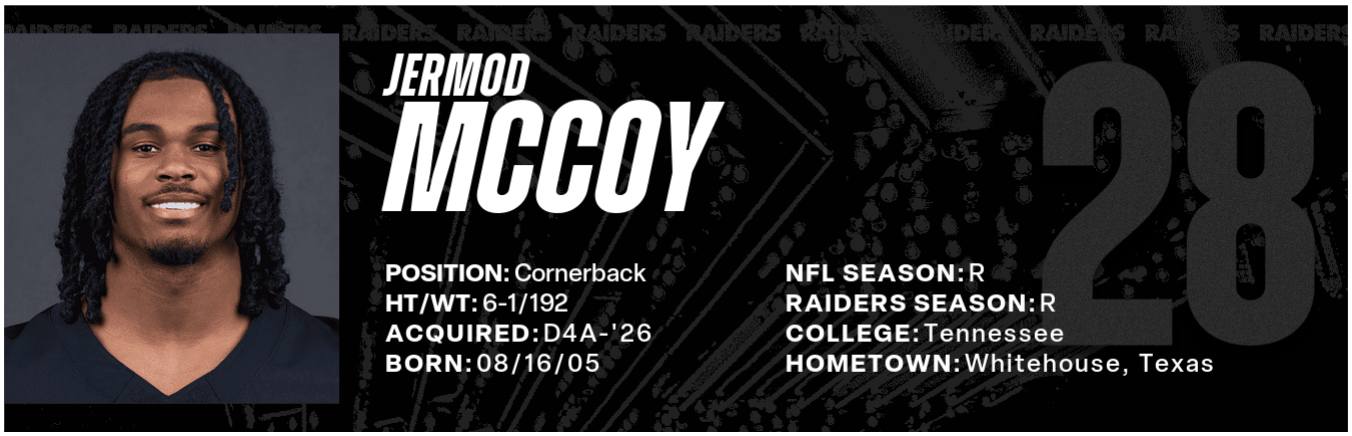

TRANSACTIONS: *Selected by Las Vegas Raiders in the fourth round (101st overall) of the 2026 NFL Draft, April 25, 2026.*

2026: (9/13) vs. Mia.: Did not play...**(9/20) at LAC:** Saw his first NFL action and combined for two tackles on defense...**(9/27) at NO:** Played on special teams...**(10/4) vs. KC:** Saw action on special teams...**(10/11) at NE:** Posted one tackle on defense...**(10/18) vs. Buf.:** Played on special teams...**(10/25) vs. LAR:** Finished with one special teams tackle...**(11/1) at NYJ:** Posted one solo tackle...**(11/8) at SF:** Finished with two assisted tackles and two passes defensed...**(11/15) vs. Sea.:** Recorded two assisted tackles...**(11/22) at Den.:** Got his first start at corner and finished with five tackles (three) and one pass defensed.

AT A GLANCE

- Played one season at Oregon State (2023) before transferring to Tennessee for his final two seasons (2024-25), seeing action in 25 games and totaling 75 tackles (42 solo), one tackle for loss, six interceptions, 16 passes defensed and one fumble recovery.
- Started in all 13 games in 2024 and finished with 44 tackles, 0.5 tackles for loss, four interceptions and 13 passes defensed, earning a semifinalist spot for the Jim Thorpe Award, First Team All-SEC and Second Team All-America honors.
- Led the Vols with 13 passes defensed in 2024, the fourth most in the SEC and the fourth most among underclassmen nationally. His four interceptions were also tied for fourth in the SEC.
- Finished 2024 with an 89.6 coverage grade according to PFF, the third-best grade in the SEC and the ninth-best mark in the FBS among cornerbacks.

COLLEGE: Played one season at Oregon State (2023) before transferring to Tennessee for his final two seasons (2024-25), seeing action in 25 career games and totaling 75 tackles (42 solo), one tackle for loss, six interceptions, 16 passes defensed and one fumble recovery…**Junior (2025):** Missed the entirety of his junior season with a knee injury suffered in January of 2025…**Sophomore (2024):** Started in all 13 games in 2024 and finished with 44 tackles, 0.5 tackles for loss, four interceptions and 13 passes defensed, earning a semifinalist spot for the Jim Thorpe Award, First Team All-SEC and Second Team All-America honors…Also added six punt returns for 59 yards (9.8 avg.)…Led Tennessee with 13 passes defensed in 2024, the fourth most in the SEC and the fourth most among underclassmen nationally…Also tied for fourth in the SEC with four interceptions…Finished 2024 with an 89.6 coverage grade according to PFF, the third-best grade in the SEC and the ninth-best mark in the FBS among cornerbacks…Allowed only one touchdown during the regular season on 640 total snaps…Started in his UT debut at CB and posted two tackles and recorded one pass breakup vs. Chattanooga (8/31)…Posted three solo tackles in his second consecutive start at corner in win vs. No. 24 NC State (9/7)…Started at corner and logged a PBU and returned one punt for 23 yards in shutout victory over Kent State (9/14)…Earned National DB of the Week honors from the Jim Thorpe Award vs. No. 15 Oklahoma (9/21), registering three tackles, one PBU and his first interception as a Vol, allowing zero completions in 48 snaps…Posted five tackles in 71 defensive snaps at Arkansas (10/5)…Tallied three tackles, a critical fourth-down PBU in the fourth quarter and two punt returns for 34 yards in an overtime victory vs. Florida (10/12)…Posted eight tackles (five solo), 0.5 TFL, one pass breakup and a one-handed interception in the end zone vs. No. 7 Alabama (10/19)…Logged one solo tackle and a pass breakup in win vs. Kentucky (11/2)…Tied for the team lead with seven tackles in the win over Mississippi State (11/9)… Recorded a solo tackle and a pass breakup at No. 12 Georgia (11/16)…Registered a career-high three passes defended vs. UTEP (11/23), including his third pick of the season and a pair of pass breakups in the shutout victory…Notched his fourth pick of the season and finished the regular season finale at Vanderbilt (11/30) with six total tackles…**Freshman (2023):** Played in 12 games (five starts) at cornerback as a true freshman and led the Beavers with nine passes defensed (seven PBUs, two interceptions) and totaled 31 tackles.

PERSONAL: Prepped at Whitehouse (Texas) High School, where he was a two-way player as a senior, finishing the 2022 campaign with 57 catches for 784 yards and eight touchdowns as a receiver as well as 28 tackles and two interceptions at defensive back…Also shined in the return game, averaging 25.2 yards per kick return and 18.8 yards per punt return as a senior…Earned first team all-league honors at cornerback and wide receiver during his high school career…Lettered in football, baseball and track & field in high school…Won a pair of UIL 5A state titles in the long jump (23-10.5) and triple jump (50-7.75) his senior year and was an all-state baseball player.

JERMOD MCCOY'S NFL REGULAR SEASON DEFENSIVE STATISTICS

				TACKLES								INTERCEPTIONS					O. FUMB				ST					MISC	
DATE	TEAM	GP	GS	TK	S	A	TFL	YDS	SK	YDS	QBH	NO	YDS	LG	TD	PD	FF	FR	TD	YDS	TK	S	A	FF	FR	S	A
2026	Raiders	10	1	14	7	7	0	0	0.0	0.0	0	0	0	0	0	3	0	0	0	0	1	0	1	0	0	0	0
NFL TOTALS		**10**	**1**	**14**	**7**	**7**	**0**	**0**	**0.0**	**0.0**	**0**	**0**	**0**	**0**	**0**	**3**	**0**	**0**	**0**	**0**	**1**	**0**	**1**	**0**	**0**	**0**	**0**

JERMOD MCCOY'S 2026 GXG REGULAR-SEASON STATISTICS (RAIDERS)

			TACKLES								INTERCEPTIONS					O. FUMB				ST					MISC			
DATE	**OPPONENT**	**P/S**	**TK**	**S**	**A**	**SK**	**YDS**	**TFL**	**YDS**	**QBH**	**NO**	**YDS**	**LG**	**TD**	**PD**	**FF**	**FR**	**TD**	**YDS**	**TK**	**S**	**A**	**FF**	**FR**	**S**	**A**	**W/L**	**SCORE**
09/13	Dolphins		DID NOT PLAY (NON-INJURY)																								W	27-13
09/20	at Chargers	P	3	2	1	0.0	0.0	0	0	0	0	0	0	0	0	0	0	0	0	0	0	0	0	0	0	0	W	26-14
09/27	at Saints	P	0	0	0	0.0	0.0	0	0	0	0	0	0	0	0	0	0	0	0	0	0	0	0	0	0	0	W	35-27
10/04	Chiefs	P	0	0	0	0.0	0.0	0	0	0	0	0	0	0	0	0	0	0	0	0	0	0	0	0	0	0	L	27-30
10/11	at Patriots	P	1	1	0	0.0	0.0	0	0	0	0	0	0	0	0	0	0	0	0	0	0	0	0	0	0	0	L	17-45
10/18	Bills	P	0	0	0	0.0	0.0	0	0	0	0	0	0	0	0	0	0	0	0	0	0	0	0	0	0	0	L	30-33
10/25	Rams	P	0	0	0	0.0	0.0	0	0	0	0	0	0	0	0	0	0	0	0	1	0	1	0	0	0	0	L	21-35
11/01	at Jets	P	1	1	0	0.0	0.0	0	0	0	0	0	0	0	0	0	0	0	0	0	0	0	0	0	0	0	W	38-33
11/08	at 49ers	P	2	0	2	0.0	0.0	0	0	0	0	0	0	0	2	0	0	0	0	0	0	0	0	0	0	0	L	17-38
11/15	Seahawks	P	2	0	2	0.0	0.0	0	0	0	0	0	0	0	0	0	0	0	0	0	0	0	0	0	0	0	L	13-21
11/22	at Broncos	S	5	3	2	0.0	0.0	0	0	0	0	0	0	0	1	0	0	0	0	0	0	0	0	0	0	0	L	24-38
2026 TOTALS		**10-1**	**14**	**7**	**7**	**0.0**	**0.0**	**0**	**0**	**0**	**0**	**0**	**0**	**0**	**3**	**0**	**0**	**0**	**0**	**1**	**0**	**1**	**0**	**0**	**0**	**0**	**4-7**	

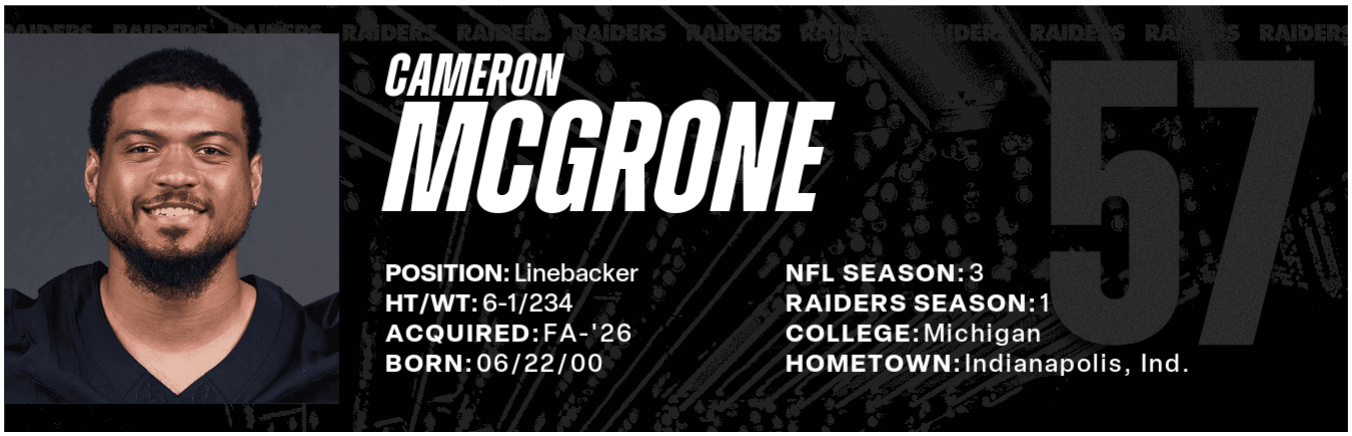

TRANSACTIONS: *Selected by New England Patriots in the fifth round (177th overall) of the 2021 NFL Draft, May 1, 2021…Waived by Patriots, Aug. 30, 2022…Signed by Patriots to practice squad, Aug. 31, 2022…Signed by Indianapolis Colts to active roster from Patriots practice squad, Dec. 20, 2022…Waived by Colts, Sept. 30, 2025…Signed by Cleveland Browns to practice squad, Nov. 5, 2025…Waived by Browns, Nov. 20, 2025…Signed by Las Vegas Raiders as a free agent, May 12, 2026.*

AT A GLANCE
- Has played in 27 career games and recorded four tackles (three) on defense and nine tackles on special teams.
- In 2025 with Indianapolis and Cleveland, saw action in five games and logged one tackle on defense and one tackle on special teams.
- Saw action in 19 games with 15 starts at Michigan (2018-20), where he recorded 92 tackles (52), 11.5 tackles for loss, 4.5 sacks, one pass defensed and one forced fumble.

CAREER: Veteran linebacker enters his third season in the NFL and first season with the Silver and Black…Has played in 27 career games and recorded four tackles (three) on defense and nine tackles on special teams…In 2025 with Indianapolis and Cleveland, saw action in four games and logged one tackle on defense and one tackle on special teams…In 2024, played in nine games primarily on special teams and finished with six tackles…In 2023, saw action in 12 games and recorded in three tackles (two) on defense and one tackle on special teams…In 2022, appeared in one game and recorded one tackle on special teams…In 2021, spent the season on the Reserve/Non-Football Injury List.

2025 (with Ind. and Cle.): Appeared in four games with the Colts before being waived in Week 5…Spent weeks 10-12 on the Browns practice squad and was elevated for one game…**(9/7) vs. Mia.:** Posted one tackle on defense and also played on special teams…**(9/14) vs. Den.:** Appeared mostly on special teams and recorded one tackle…**(9/21) at Ten.:** Saw action on defense and special teams…**(9/28) at LAR:** Played exclusively on special teams…**(11/16) vs. Bal.:** Saw action primarily on special teams before leaving with an injury in the fourth quarter.

2024 (with Ind.): Played in nine games primarily on special teams and finished with six tackles…Missed the first seven weeks of the season on the Reserve/Injured List but returned in Week 8…**(10/27) at Hou.:** Played exclusively on special teams…**(11/3) at Min.:** Appeared on special teams…**(11/10) vs. Buf.:** Saw action on special teams and logged one tackle…**(11/17) at NYJ:** Played on special teams…**(11/24) vs. Det.:** Appeared on special teams and finished with one tackle…**(12/1) at NE:** Saw action on special teams…**(12/15) at Den.:** Played primarily on special teams and registered two tackles…**(12/22) vs. Ten.:** Appeared on defense and also posted one tackle on special teams…**(12/29) at NYG:** Played on special teams.

2023 (with Ind.): Saw action in 12 games and recorded in three tackles (two solo) on defense and one tackle on special teams…**(9/10) vs. Jax.:** Appeared on special teams…**(9/17) at Hou.:** Played only on special teams…**(9/24) at Bal.:** Saw action on special teams…**(10/8) vs. Ten.:** Appeared on special teams…**(10/15) at Jax.:** Played on special teams…**(10/22) vs. Cle.:** Played exclusively on special teams…**(10/29) vs. NO:** Saw action on special teams…**(11/5) at Car.:** Played on special teams…**(12/10) at Cin.:** Logged one tackle on defense and also played on special teams…**(12/16) vs. Pit.:** Finished with two tackles (one) on defense…**(12/24) at Atl.:** Saw action on special teams…**(1/6/24) vs. Hou.:** Posted one special teams tackle.

2022 (with NE and Ind.): Spent a majority of the season on the Patriots practice squad before signing to the Colts active roster in Week 16, where he would appear in the final game of the season and record one tackle on special teams…**(1/8/23) vs. Hou.:** Played on special teams and had one tackle.

2021 (with NE): Spent the season on the Reserve/Non-Football Injury List.

COLLEGE: Saw action in 19 games with 15 starts at Michigan (2018-20), where he recorded 92 tackles (52 solo), 11.5 tackles for loss, 4.5 sacks, one pass defensed and one forced fumble…In 2020, started five games and recorded 26 tackles (14), two tackles for loss and 0.5 sacks…In 2019, played in 13 games and tallied 66 tackles (38), 9.5 tackles for loss, 4.0 sacks, one pass defensed and one forced fumble…Named an All-Big Ten honoree (honorable mention, coaches and media)…In 2018, appeared in one game on special teams.

PERSONAL: Attended Lawrence Central High School in Indianapolis, Ind., where he registered 84 tackles, 14 tackles for loss and 4.0 sacks in seven games of action as a senior…Selected to participate in the 2018 U.S. Army All-American Game…Averaged nine tackles per game during an injury shortened junior season, with 15.5 tackles for loss and 4.5 sacks…Co-recipient of the 2017 IndyStar Top Linebacker Award as selected by the Indiana State Coaches Association board…Was a two-time All-MIC Conference selection and All-Marion County team (2016-17)…Recorded 36 tackles and four tackles for loss as a sophomore in 2015.

ADDITIONAL STATISTICS: Special teams tackles – 1 in 2022, 1 in 2023, 6 in 2024, 1 in 2025. NFL Totals: 9.

SINGLE-GAME HIGHS: TACKLES: Total – 2, 12/16/23 vs. Pit. Solo – 1, three times; last: 9/7/25 vs. Mia.

CAMERON MCGRONE'S NFL REGULAR SEASON DEFENSIVE STATISTICS

				TACKLES								INTERCEPTIONS					O. FUMB				ST					MISC	
DATE	TEAM	GP	GS	TK	S	A	TFL	YDS	SK	YDS	QBH	NO	YDS	LG	TD	PD	FF	FR	TD	YDS	TK	S	A	FF	FR	S	A
2021	Patriots	0	0	0	0	0	0	0	0.0	0.0	0	0	0	0	0	0	0	0	0	0	0	0	0	0	0	0	0
2022	Patriots	0	0	0	0	0	0	0	0.0	0.0	0	0	0	0	0	0	0	0	0	0	0	0	0	0	0	0	0
2022	Colts	1	0	0	0	0	0	0	0.0	0.0	0	0	0	0	0	0	0	0	0	0	1	1	0	0	0	0	0
2022	TOTAL	1	0	0	0	0	0	0	0.0	0.0	0	0	0	0	0	0	0	0	0	0	1	1	0	0	0	0	0
2023	Colts	12	0	3	2	1	0	0	0.0	0.0	0	0	0	0	0	0	0	0	0	0	1	0	1	0	0	0	0
2024	Colts	9	0	0	0	0	0	0	0.0	0.0	0	0	0	0	0	0	0	0	0	0	6	4	2	0	0	0	0
2025	Colts	4	0	1	1	0	0	0	0.0	0.0	0	0	0	0	0	0	0	0	0	0	1	0	1	0	0	0	0
2025	Browns	1	0	0	0	0	0	0	0.0	0.0	0	0	0	0	0	0	0	0	0	0	0	0	0	0	0	0	0
2025	TOTAL	5	0	1	1	0	0	0	0.0	0.0	0	0	0	0	0	0	0	0	0	0	1	0	1	0	0	0	0
2026	Raiders	0	0	0	0	0	0	0	0.0	0.0	0	0	0	0	0	0	0	0	0	0	0	0	0	0	0	0	0
NFL TOTALS		**27**	**0**	**4**	**3**	**1**	**0**	**0**	**0.0**	**0.0**	**0**	**0**	**0**	**0**	**0**	**0**	**0**	**0**	**0**	**0**	**9**	**5**	**4**	**0**	**0**	**0**	**0**

CAMERON MCGRONE'S 2026 GXG REGULAR-SEASON STATISTICS (RAIDERS)

			TACKLES								INTERCEPTIONS					O. FUMB				ST					MISC			
DATE	OPPONENT	P/S	TK	S	A	SK	YDS	TFL	YDS	QBH	NO	YDS	LG	TD	PD	FF	FR	TD	YDS	TK	S	A	FF	FR	S	A	W/L	SCORE
09/13	Dolphins		PRACTICE SQUAD																								W	27-13
09/20	at Chargers		PRACTICE SQUAD																								W	26-14
09/27	at Saints		PRACTICE SQUAD																								W	35-27
10/04	Chiefs		PRACTICE SQUAD																								L	27-30
10/11	at Patriots		PRACTICE SQUAD																								L	17-45
10/18	Bills		PRACTICE SQUAD																								L	30-33
10/25	Rams		PRACTICE SQUAD																								L	21-35
11/01	at Jets		PRACTICE SQUAD																								W	38-33
11/08	at 49ers		PRACTICE SQUAD																								L	17-38
11/15	Seahawks		PRACTICE SQUAD																								L	13-21
11/22	at Broncos		PRACTICE SQUAD																								L	24-38
2026 TOTALS			**0**	**0**	**0**	**0.0**	**0.0**	**0**	**0**	**0**	**0**	**0**	**0**	**0**	**0**	**0**	**0**	**0**	**0**	**0**	**0**	**0**	**0**	**0**	**0**	**0**	**4-7**	

CAMERON MCGRONE'S 2025 GXG REGULAR-SEASON STATISTICS (COLTS/BROWNS)

			TACKLES								INTERCEPTIONS					O. FUMB				ST					MISC			
DATE	OPPONENT	P/S	TK	S	A	SK	YDS	TFL	YDS	QBH	NO	YDS	LG	TD	PD	FF	FR	TD	YDS	TK	S	A	FF	FR	S	A	W/L	SCORE
09/07	Dolphins	P	1	1	0	0.0	0.0	0	0	0	0	0	0	0	0	0	0	0	0	0	0	0	0	0	0	0	W	33-8
09/14	Broncos	P	0	0	0	0.0	0.0	0	0	0	0	0	0	0	0	0	0	0	0	1	0	1	0	0	0	0	W	29-28
09/21	at Titans	P	0	0	0	0.0	0.0	0	0	0	0	0	0	0	0	0	0	0	0	0	0	0	0	0	0	0	W	41-20
09/28	at Rams	P	0	0	0	0.0	0.0	0	0	0	0	0	0	0	0	0	0	0	0	0	0	0	0	0	0	0	L	20-27
10/05	Raiders		NOT ON ANY TEAM																								W	40-6
10/12	Cardinals		NOT ON ANY TEAM																								W	31-27
10/19	at Chargers		NOT ON ANY TEAM																								W	38-24
10/26	Titans		NOT ON ANY TEAM																								W	38-14
11/02	at Steelers		NOT ON ANY TEAM																								L	20-27
			Went from **Colts** to **Browns**.																									
11/09	at Jets		PRACTICE SQUAD																								L	20-27
11/16	Ravens	P	0	0	0	0.0	0.0	0	0	0	0	0	0	0	0	0	0	0	0	0	0	0	0	0	0	0	L	16-23
			Went from **Browns** to **Colts**.																									
11/23	at Chiefs		NOT ON ANY TEAM																								L	20-23+
11/30	Texans		NOT ON ANY TEAM																								L	16-20
12/07	at Jaguars		NOT ON ANY TEAM																								L	19-36
12/14	at Seahawks		NOT ON ANY TEAM																								L	16-18
12/22	49ers		NOT ON ANY TEAM																								L	27-48
12/28	Jaguars		NOT ON ANY TEAM																								L	17-23
01/04	at Texans		NOT ON ANY TEAM																								L	30-38
2025 TOTALS		**5-0**	**1**	**1**	**0**	**0.0**	**0.0**	**0**	**0**	**0**	**0**	**0**	**0**	**0**	**0**	**0**	**0**	**0**	**0**	**1**	**0**	**1**	**0**	**0**	**0**	**0**	**7-11**	

+ - Overtime

CAMERON MCGRONE'S 2024 GXG REGULAR-SEASON STATISTICS (COLTS)

			TACKLES								INTERCEPTIONS					O. FUMB				ST					MISC			
DATE	OPPONENT	P/S	TK	S	A	SK	YDS	TFL	YDS	QBH	NO	YDS	LG	TD	PD	FF	FR	TD	YDS	TK	S	A	FF	FR	S	A	W/L	SCORE
09/08	Texans		INJURED RESERVE - DESIGNATED FOR RETURN																								L	27-29
09/15	at Packers		INJURED RESERVE - DESIGNATED FOR RETURN																								L	10-16
09/22	Bears		INJURED RESERVE - DESIGNATED FOR RETURN																								W	21-16
09/29	Steelers		INJURED RESERVE - DESIGNATED FOR RETURN																								W	27-24
10/06	at Jaguars		INJURED RESERVE - DESIGNATED FOR RETURN																								L	34-37
10/13	at Titans		INJURED RESERVE - DESIGNATED FOR RETURN																								W	20-17
10/20	Dolphins		INJURED RESERVE - DESIGNATED FOR RETURN																								W	16-10
10/27	at Texans	P	0	0	0	0.0	0.0	0	0	0	0	0	0	0	0	0	0	0	0	0	0	0	0	0	0	0	L	20-23
11/03	at Vikings	P	0	0	0	0.0	0.0	0	0	0	0	0	0	0	0	0	0	0	0	0	0	0	0	0	0	0	L	13-21
11/10	Bills	P	0	0	0	0.0	0.0	0	0	0	0	0	0	0	0	0	0	0	0	1	1	0	0	0	0	0	L	20-30
11/17	at Jets	P	0	0	0	0.0	0.0	0	0	0	0	0	0	0	0	0	0	0	0	0	0	0	0	0	0	0	W	28-27
11/24	Lions	P	0	0	0	0.0	0.0	0	0	0	0	0	0	0	0	0	0	0	0	1	1	0	0	0	0	0	L	6-24
12/01	at Patriots	P	0	0	0	0.0	0.0	0	0	0	0	0	0	0	0	0	0	0	0	0	0	0	0	0	0	0	W	25-24
12/15	at Broncos	P	0	0	0	0.0	0.0	0	0	0	0	0	0	0	0	0	0	0	0	2	2	0	0	0	0	0	L	13-31
12/22	Titans	P	0	0	0	0.0	0.0	0	0	0	0	0	0	0	0	0	0	0	0	2	0	2	0	0	0	0	W	38-30
12/29	at Giants	P	0	0	0	0.0	0.0	0	0	0	0	0	0	0	0	0	0	0	0	0	0	0	0	0	0	0	L	33-45
01/05	Jaguars		ON INACTIVE LIST																								W	26-23+
2024 TOTALS		**9-0**	**0**	**0**	**0**	**0.0**	**0.0**	**0**	**0**	**0**	**0**	**0**	**0**	**0**	**0**	**0**	**0**	**0**	**0**	**6**	**4**	**2**	**0**	**0**	**0**	**0**	**8-9**	

+ - Overtime

CAMERON MCGRONE'S 2023 GXG REGULAR-SEASON STATISTICS (COLTS)

			TACKLES								INTERCEPTIONS					O. FUMB				ST					MISC			
DATE	OPPONENT	P/S	TK	S	A	SK	YDS	TFL	YDS	QBH	NO	YDS	LG	TD	PD	FF	FR	TD	YDS	TK	S	A	FF	FR	S	A	W/L	SCORE
09/10	Jaguars	P	0	0	0	0.0	0.0	0	0	0	0	0	0	0	0	0	0	0	0	0	0	0	0	0	0	0	L	21-31
09/17	at Texans	P	0	0	0	0.0	0.0	0	0	0	0	0	0	0	0	0	0	0	0	0	0	0	0	0	0	0	W	31-20
09/24	at Ravens	P	0	0	0	0.0	0.0	0	0	0	0	0	0	0	0	0	0	0	0	0	0	0	0	0	0	0	W	22-19+
10/01	Rams		ON INACTIVE LIST																								L	23-29+
10/08	Titans	P	0	0	0	0.0	0.0	0	0	0	0	0	0	0	0	0	0	0	0	0	0	0	0	0	0	0	W	23-16
10/15	at Jaguars	P	0	0	0	0.0	0.0	0	0	0	0	0	0	0	0	0	0	0	0	0	0	0	0	0	0	0	L	20-37
10/22	Browns	P	0	0	0	0.0	0.0	0	0	0	0	0	0	0	0	0	0	0	0	0	0	0	0	0	0	0	L	38-39
10/29	Saints	P	0	0	0	0.0	0.0	0	0	0	0	0	0	0	0	0	0	0	0	0	0	0	0	0	0	0	L	27-38
11/05	at Panthers	P	0	0	0	0.0	0.0	0	0	0	0	0	0	0	0	0	0	0	0	0	0	0	0	0	0	0	W	27-13
11/12	at Patriots		ON INACTIVE LIST																								W	10-6
11/26	Buccaneers		ON INACTIVE LIST																								W	27-20
12/03	at Titans		ON INACTIVE LIST																								W	31-28+
12/10	at Bengals	P	1	1	0	0.0	0.0	0	0	0	0	0	0	0	0	0	0	0	0	0	0	0	0	0	0	0	L	14-34
12/16	Steelers	P	2	1	1	0.0	0.0	0	0	0	0	0	0	0	0	0	0	0	0	0	0	0	0	0	0	0	W	30-13
12/24	at Falcons	P	0	0	0	0.0	0.0	0	0	0	0	0	0	0	0	0	0	0	0	0	0	0	0	0	0	0	L	10-29
12/31	Raiders		ON INACTIVE LIST																								W	23-20
01/06	Texans	P	0	0	0	0.0	0.0	0	0	0	0	0	0	0	0	0	0	0	0	1	0	1	0	0	0	0	L	19-23
2023 TOTALS		**12-0**	**3**	**2**	**1**	**0.0**	**0.0**	**0**	**0**	**0**	**0**	**0**	**0**	**0**	**0**	**0**	**0**	**0**	**0**	**1**	**0**	**1**	**0**	**0**	**0**	**0**	**9-8**	

+ - Overtime

CAMERON MCGRONE'S 2022 GXG REGULAR-SEASON STATISTICS (PATRIOTS/COLTS)

			TACKLES								INTERCEPTIONS					O. FUMB				ST					MISC			
DATE	**OPPONENT**	**P/S**	**TK**	**S**	**A**	**SK**	**YDS**	**TFL**	**YDS**	**QBH**	**NO**	**YDS**	**LG**	**TD**	**PD**	**FF**	**FR**	**TD**	**YDS**	**TK**	**S**	**A**	**FF**	**FR**	**S**	**A**	**W/L**	**SCORE**
09/11	at Dolphins		PRACTICE SQUAD																								L	7-20
09/18	at Steelers		PRACTICE SQUAD																								W	17-14
09/25	Ravens		PRACTICE SQUAD																								L	26-37
10/02	at Packers		PRACTICE SQUAD																								L	24-27+
10/09	Lions		PRACTICE SQUAD																								W	29-0
10/16	at Browns		PRACTICE SQUAD																								W	38-15
10/24	Bears		PRACTICE SQUAD																								L	14-33
10/30	at Jets		PRACTICE SQUAD																								W	22-17
11/06	Colts		PRACTICE SQUAD																								W	26-3
11/20	Jets		PRACTICE SQUAD																								W	10-3
11/24	at Vikings		PRACTICE SQUAD																								L	26-33
12/01	Bills		PRACTICE SQUAD																								L	10-24
12/12	at Cardinals		ON INACTIVE LIST																								W	27-13
12/18	at Raiders		PRACTICE SQUAD																								L	24-30
			Went from **Patriots** to **Colts**.																									
12/26	Chargers		ON INACTIVE LIST																								L	3-20
01/01	at Giants		ON INACTIVE LIST																								L	10-38
01/08	Texans	P	0	0	0	0.0	0.0	0	0	0	0	0	0	0	0	0	0	0	0	1	1	0	0	0	0	0	L	31-32
2022 TOTALS		**1-0**	**0**	**0**	**0**	**0.0**	**0.0**	**0**	**0**	**0**	**0**	**0**	**0**	**0**	**0**	**0**	**0**	**0**	**0**	**1**	**1**	**0**	**0**	**0**	**0**	**0**	**7-10**	

+ - Overtime

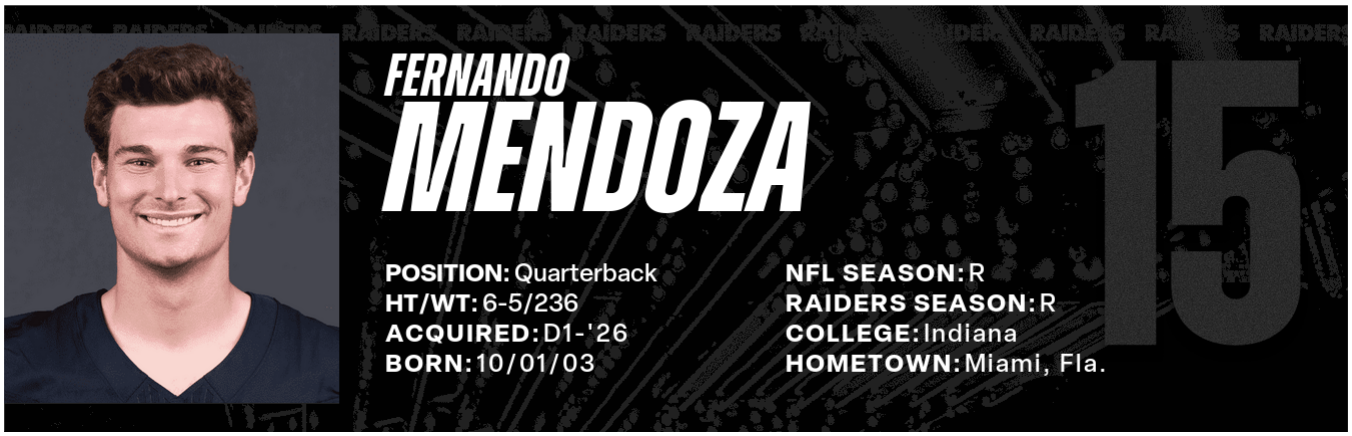

TRANSACTIONS: *Selected by Las Vegas Raiders with the first overall pick of the 2026 NFL Draft, April 23, 2026.*

2026: (9/13) vs. Mia.: Did not play...**(9/20) at LAC:** Did not play...**(9/27) at NO:** Did not play...**(10/4) vs. KC:** Did not play...**(10/11) at NE:** Played late in the fourth quarter and completed 6-of-8 (75.0%) passes for 48 yards and a 89.6 passer rating...**(10/18) vs. Buf.:** Did not play...**(10/25) vs. LAR:** Did not play...**(11/1) at NYJ:** Did not play...**(11/8) at SF:** Did not play...**(11/15) vs. Sea.:** Made first career start and completed 17-of-19 (58.6%) passes for 143 yards, zero interceptions and a 71.5 passer rating. He also added six rushed for 22 yards (3.7 avg.) and one rushing touchdown...**(11/22) at Den.:** Completed 18-of-37 (48.6%) passes for 267 yards, three passing touchdowns, one interception and an 88.5 passer rating. He also added four rushes for 22 yards (55.5 avg.).

AT A GLANCE

- Played in 36 games over three collegiate seasons with Cal (2023-34) and Indiana (2025), passing for 8,247 yards, 71 passing touchdowns and 22 interceptions as well as rushing for 473 yards and 11 rushing touchdowns.
- As a junior in 2025, led Indiana to a perfect 16-0 season and a CFP National Championship, finishing the season completing 273-of-379 passes (72.0%) for 3,535 yards, 41 touchdowns and six interceptions as well as 90 rushes for 276 yards and seven rushing touchdowns.
- Became the first player in Indiana football history to win the Heisman trophy and also won the Maxwell Award, Walter Camp Award, Associated Press Player of the Year and Davey O'Brien Award.
- Led the FBS in 2025 in passing touchdowns (41), passing efficiency (182.9) and points responsible for (288), and set single-season school record with a 72.0% completion percentage (3rd in FBS). His 48 total touchdowns accounted for also led the FBS.
- With his 2025 season, became the only FBS quarterback since at least 1996 to record multiple games of at least 90.0% completion percentage and four touchdown passes against power four opponents. Also became the only quarterback in the FBS in 2025 with six games of 4+ passing touchdowns and zero interceptions.

COLLEGE: Played in 36 games (35 starts) over four collegiate seasons, playing three seasons at Cal (2022-34) before transferring to Indiana (2025) for his final season, totaling 8,247 passing yards, 71 passing touchdowns and 22 interceptions as well as 473 rushing yards and 11 rushing touchdowns over his college career…**Junior (2025):** As a junior in 2025, led Indiana to a perfect 16-0 season and a CFP National Championship, finishing the season completing 273-of-379 passes (72.0%) for 3,535 yards, 41 touchdowns and six interceptions as well as 90 rushes for 276 yards and seven rushing touchdowns…Led the FBS in 2025 in passing touchdowns (41), passing efficiency (182.9) and points responsible for (288), and set single-season school record with a 72.0% completion percentage (3rd in FBS)…His 48 total touchdowns accounted for also led the FBS…Became the first player in Indiana football history to win the Heisman trophy and also won the Maxwell Award, Walter Camp Award, Associated Press Player of the Year and Davey O'Brien Award…Also named first-team All-America from the Associated Press, American Football Coaches Association, Football Writers Association of American and Walter Camp Football Foundation…Became the only FBS quarterback since at least 1996 to recorded multiple games of at least 90.0% completion percentage and four touchdown passes against power four opponents. Also became the only quarterback in the FBS in 2025 with six games of 4+ passing touchdowns and zero interceptions…Led the FBS in highest percentage of passing attempts that result in a touchdown at 10.8%, over two points higher than the next closest passer (Julian Sayin, Ohio State; 8.7%)…Third Big Ten quarterback since 2000 with three-straight games of at least four passing touchdowns and zero interceptions - C.J. Stroud (Ohio State; 2021) and Kyle Orton (Purdue; 2004, four straight)…Made Indiana debut vs. Old Dominion and produced 226 yards of total offense, completing 18-of-31 passes for 193 passing yards and rushed six times for 33 yards and one touchdown…Completed 18-of-25 passes for 245 yards and four touchdowns vs. Kennesaw State, while adding three runs for 20 yards…Completed first 14 passes of the game vs. Indiana State on the way to IU's single-game completion percentage record (95.0%) on 19-of-20 passing for 270 yards and five touchdowns along with six rushes for 19 yards and one touchdown – his six touchdowns accounted for tied a school record…Connected on 21-of-23 (91.0%) passes for 267 yards and five touchdowns vs. Illinois, establishing the fourth-highest single-game completion percentage in school history…Threw for 233 yards on 13-of-23 passing with two touchdowns at Iowa…Threw for 215 yards on 20-of-31 passing and one touchdown pass at Oregon, while adding six runs for 31 yards…Completed 24-of-28 passes for 332 yards and four touchdowns vs. Michigan State…Totaled 213 yards of total offense vs. UCLA, passing for 168 yards on 15-of-22 passing with three touchdowns and one interception and rushing for 45 yards on five carries with one touchdown…Logged 225 yards of total offense with two total touchdowns (one passing and one rushing) at Maryland…Threw for 218 yards on 19-of-30 passing with one touchdown and one interception, while rushing for 20 yards and one touchdown on six carries, including a game-winning touchdown pass at Penn State…Completed 22-of-24 passes for a (91.7%) completion percentage vs. Wisconsin – the third-highest single game mark in Indiana history – and also added four touchdown passes to set the single-season Indiana record at 30 touchdown passes…Accounted for three touchdowns (two passing and one rushing) at Purdue - his fifth game with a rushing and passing score on the season…Completed 15-of-23 (65.2%) passes for 222 yards and one touchdown in the Big Ten Championship win over Ohio State, earning Grange-Griffin Big Ten Championship Game MVP…Completed a Rose Bowl Game-record 87.5% of his passes for 192 yards and three touchdowns, while also setting a Rose Bowl record for passer rating (250.17) in the win over Alabama…Completed 17-of-20 passes for 177 yards and five touchdowns, and added 28 rushing yards on six attempts in the Peach Bowl win over Oregon (1/9/26)…Completed 16-of-27 passes for 186 yards and ran eight times with one rushing score to seal the CFP National Championship victory over Miami….**Sophomore (2024):** Started the first 11 games of the season and completed 265-of-386 (68.7%) passes for 3,004 yards, 16 touchdowns and six interceptions, while adding 87 carries for 105 yards and two rushing touchdowns, finishing in the top-10 on Cal's single-season passing charts in total offense yards (No. 7; 3,109 yards), passing efficiency (No. 8; 144.59) and yards passing (No. 9; 3,004 yards), also earning ACC Quarterback of the Week three times…**Redshirt Freshman (2023):** Appeared in nine games, starting in the final eight games of the season and completed 153-of-243 (63.0%) passes for 1,708 yards, 14 touchdowns and 10 interceptions, along with 48 runs for 92

yards and two touchdowns, earning Pac-12 Offensive Freshman of the Year honorable mention by the conference coaches…**Freshman (2022):** Did not appear in a game and redshirted his true freshman season at Cal.

PERSONAL: Spent freshman year at Belen Jesuit High School before transferring to Christopher Columbus High School in Miami, Fla., for his final three years…High school career totals included 224-of-332 (67.5%) passing for 2,222 yards and 29 touchdowns…Completed 107-of-169 passes (63.3%) for 1,109 yards with 11 touchdowns as a senior…As a junior, threw for 1,086 yards on 91-of-129 passing and 13 touchdowns, earning first team All-Dade County honors…Also lettered in tennis.

FERNANDO MENDOZA'S NFL REGULAR SEASON PASSING STATISTICS

DATE	TEAM	GP	GS	ATT.	CMP.	PCT.	YDS	AVG.	TD	INT.	LG	SK	LST	RATE
2026	Raiders	3	2	74	41	55.4	458	6.2	3	1	68t	11	85	81.9
TOTALS		**3**	**2**	**74**	**41**	**55.4**	**458**	**6.2**	**3**	**1**	**68T**	**11**	**85**	**81.9**

FERNANDO MENDOZA'S NFL REGULAR SEASON RUSHING STATISTICS

DATE	TEAM	NO.	YDS.	AVG.	LG	TD
2026	Raiders	11	47	4.3	11	1
TOTALS		**11**	**47**	**4.3**	**11**	**1**

FERNANDO MENDOZA'S NFL REGULAR SEASON PASSING/RUSHING STATISTICS

				PASSING											RUSHING				
DATE	TEAM	GP	GS	ATT.	CMP.	PCT.	YDS	AVG.	TD	INT.	LG	SK	LST	RATE	NO.	YDS.	AVG.	LG	TD
2026	Raiders	3	2	74	41	55.4	458	6.2	3	1	68t	11	85	81.9	11	47	4.3	11	1
TOTALS		**3**	**2**	**74**	**41**	**55.4**	**458**	**6.2**	**3**	**1**	**68T**	**11**	**85**	**81.9**	**11**	**47**	**4.3**	**11**	**1**

FERNANDO MENDOZA'S 2026 GXG REGULAR-SEASON STATISTICS (RAIDERS)

			PASSING											RUSHING					
DATE	OPPONENT	P/S	ATT	CMP	YDS	PCT	Y/A	Y/C	TD	INT	LG	SK/YD	RATE	ATT	YDS	LG	TD	W/L	SCORE
09/13	Dolphins		DID NOT PLAY (NON-INJURY)															W	27-13
09/20	at Chargers		DID NOT PLAY (NON-INJURY)															W	26-14
09/27	at Saints		DID NOT PLAY (NON-INJURY)															W	35-27
10/04	Chiefs		DID NOT PLAY (NON-INJURY)															L	27-30
10/11	at Patriots	P	8	6	48	75.0	6.0	8.0	0	0	16	0/0	89.6	1	3	3	0	L	17-45
10/18	Bills		DID NOT PLAY (NON-INJURY)															L	30-33
10/25	Rams		DID NOT PLAY (NON-INJURY)															L	21-35
11/01	at Jets		DID NOT PLAY (NON-INJURY)															W	38-33
11/08	at 49ers		DID NOT PLAY (NON-INJURY)															L	17-38
11/15	Seahawks	S	29	17	143	58.6	4.9	8.4	0	0	38	6/45	71.5	6	22	10t	1	L	13-21
11/22	at Broncos	S	37	18	267	48.6	7.2	14.8	3	1	68t	5/40	88.5	4	22	11	0	L	24-38
2026 TOTALS		**3-2**	**74**	**41**	**458**	**55.4**	**6.2**	**11.2**	**3**	**1**	**68T**	**11/85**	**81.9**	**11**	**47**	**11**	**1**	**4-7**	

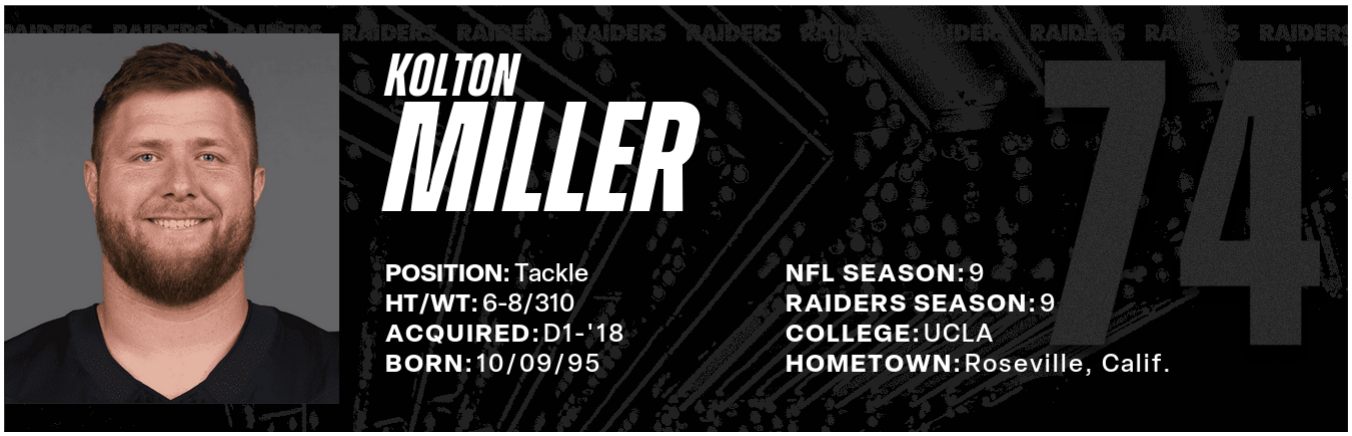

TRANSACTIONS: *Selected by Oakland Raiders in the first round (15th overall) of the 2018 NFL Draft, April 26, 2018.*

AT A GLANCE
- Has played in 113 career games and made 111 starts during his career. All of his starts are at left tackle.
- In 2022, started in 16 games and helped pave the way for 2,059 rushing yards, the most in a single season since 2011. Was also part of an offensive line that only allowed 35 sacks, tied for the ninth fewest in the NFL.
- In 2021, helped the Silver and Black ranked 11th in the NFL with 363.8 yards per game and paved the way for 268.6 passing yards per game, which ranked sixth in the NFL.

CAREER: Veteran left tackle enters his ninth season with the Raiders after originally being selected by the club in the first round (15th overall) of the 2018 NFL Draft…Has appeared in 113 career games and made 111 starts during his career…Last season (2025), started at left tackle in the first four games of the season before being placed on the Reserve/Injured list for the remainder of the season with an ankle injury…In 2024, started all 17 games at left tackle…In 2023, appeared in 13 contests with 11 starts…In 2022, started in 16 games and helped pave the way for 2,059 rushing yards by the Raiders, the most in a single season since 2011, and was part of an offensive line that only allowed 35 sacks, tied for the ninth fewest in the NFL….In 2021, helped the Silver and Black rank 11th in the NFL with 363.8 yards per game and paved the way for 268.6 passing yards per game, which ranked sixth in the NFL…In 2020, started all 14 games he appeared in, helping pave the way as Las Vegas ranked eighth in total offense (383.3 ypg)…Started all 16 contests for the second consecutive season in 2019, helping the offensive line finish eighth in the NFL in sacks allowed (29)…Helped paved the way for the first rookie 1,000-yard rusher in franchise history…Started all 16 contests in his rookie campaign, becoming the first rookie offensive lineman to start every contest for the Raiders since G Stefen Wisniewski accomplished the feat in 2011.

2026: (9/13) vs. Mia.: Started at left tackle and was part of an offensive line that allowed zero sacks, the first game with no sacks allowed by the Raiders since Week 4 of 2025 (0 vs. Chi.)...**(9/20) at LAC:** Was part of a unit that posted 305 total yards on offense, including 248 passing yards and 57 rushing yards...**(9/27) vs. NO:** Was part of a unit that posted 340 total yards, including 113 yards rushing and 227 yards passing. 340 yards is also the most by the Raiders in a game since Week 4 of 2025 (357 vs. Chi.)...**(10/4) vs. KC:** Was part of a unit that recorded 437 total net yards, a season high for the offense and the most by the Raiders in a game since Week 17 of 2022 (500 vs. SF)...Finished with 365 total passing yards, the most in a game for the Raiders since Week 17 of 2022 (365 vs. SF)...Averaged 7.0 yards per pass play and are now averaging 6.7 yards per pass play in 2026, the ninth best mark in the NFL...Allowed zero sacks in the game, the second time this season allowing no sacks. They have now allowed five total sacks in 2026, tied for the second fewest in the NFL...The Raiders have a sack differential of +7 in 2026, the best mark in the NFL...**(10/11) at NE:** Was part of a unit that recorded 306 total net yard of offense, including 268 passing yards and 38 rushing yards...**(10/18) vs. Buf.:** Was part of a unit that recorded 378 total yards of offense, including 313 net passing yards and 65 rushing yards...**(10/25) vs. LAR:** Was part of a unit that posted 308 total passing yards in the game, their third game this season with 300+ passing yards, tied for the second most of such games in the NFL this season, trailing only the Rams (4). The Raiders are averaging 269.0 passing yards per game in 2026, the fourth most in the NFL...**(11/1) at NYJ:** Was part of an offensive unit that finished with 333 total yards of offense, including 238 passing yards and 95 rushing yards...The Raiders offense set a new season-high with 38 points, their most points scored in a game since Week 15 of 2023 (63 points vs. Chargers, 12/14/2023...**(11/8) at SF:** Was part of an offensive line that allowed zero sacks in the game, the fourth game this season surrendering zero sacks, tied for the most of such games in the NFL in 2026 (San Francisco & Atlanta)...**(11/15) vs. Sea.:** Was part of an offensive unit that converted on 7-of-17 (41.2%) of third down attempts in the game and they have now converted on 43.4% of third downs in 2026, the sixth best mark in the NFL...**(11/22) at Den.:** Was part of an offensive unit that finished with 370 total yards of offense, including a season-high 143 rushing yards and 227 passing yards. The Raiders have posted 300+ yards of offense in eight games this season, tied for the fifth most of such games in the NFL. The Raiders have gained at least 300 net yards eight times in their first 11 games of the season for the first time since 2022 (11 games).

2025: Started at left tackle in the first four games of the season before being placed on the Reserve/Injured list for the remainder of the season with an ankle injury…**(9/7) at NE:** Started at left tackle and was part of an offensive line that helped pave a way for QB Geno Smith to record 362 passing yards, one touchdown, one interception and a 102.8 passer rating…**(9/15) vs. LAC:** Started at left tackle…**(9/21) at Was.:** Started and was part of a unit that finished with 354 total yards of offense, including 289 passing yards and 93 rushing yards...**(9/28) vs. Chi.:** Started at left tackle on an offensive line that paved the way for 240 rushing yards, the 12th most by any team in a single game in the NFL in 2025...Helped RB Ashton Jeanty rush 21 times for a season-high 138 yards (6.6 avg.) and one touchdown.

2024: Started 17 games at left tackle…**(9/8) at LAC:** Started at left tackle and allowed time for QB Gardner Minshew to pass for 257 yards and one touchdown...**(9/15) at Bal.:** Started at left tackle and was part of an offensive line that helped Minshew pass for 276 yards and one touchdown...**(9/22) vs. Car.:** Started at left tackle and allowed time for Minshew to pass for 219 yards and one touchdown...**(9/29) vs. Cle.:** Started at left tackle and helped pave the way for a season-high 152 rushing yards...**(10/6) at Den.:** Started at left tackle and was part of an offensive line that helped the offense record 115 rushing yards…Marked the second

consecutive game with 100-plus rushing yards...**(10/13) vs. Pit.:** Started at left tackle and was part of an offensive line that allowed QB Aidan O'Connell to pass for 227 passing yards and one touchdown...**(10/20) at LAR:** Started at left tackle and was part of an offensive line that paved the way for 122 rushing yards...**(10/27) vs. KC:** Started at left tackle and allowed time for Minshew to complete 24-of-30 (80.0%) passes for 209 yards and two touchdowns...**(11/3) at Cin.:** Started at left tackle and helped the offense record 198 total yards...**(11/17) at Mia.:** Started at left tackle and paved the way for the offense to record 328 total yards...**(11/24) vs. Den.:** Started at left tackle and helped the rushing attack average 4.3 yards per carry...**(11/29) at KC:** Started at left tackle and allowed time for O'Connell to pass for a season-high 340 yards and two touchdowns...**(12/8) at TB:** Started at left tackle and was part of an offense that finished with 286 total net yards...**(12/15) vs. Atl.:** Started at left tackle and allowed time for the offense to record 208 passing yards...**(12/22) vs. Jac.:** Started at left tackle and paved the way for a season-high two rushing touchdowns...**(12/29) at NO:** Started at left tackle and was part of an offensive line that helped pave a way for RB Ameer Abdullah to rush for 115 yards on 20 carries, marking his first career game with 100-plus rushing yards...**(1/5/25) vs. LAC:** Started at left tackle and was part of an offensive line that allowed zero sacks in the game for the first time this season.

2023: Appeared in 13 games with 11 starts, missing four games due to injury…Part of an offensive line that supported rookie QB Aidan O'Connell become the first rookie in Raiders history to have multiple 100.0-plus pass rating games (three) in his rookie season…Also saw RB Zamir White tally two 100-yard rushing performances in his first four starts, marking him the only player Raiders history to record multiple 100-yard rushing games in his first four starts…**(9/10) at Den.:** Started at left tackle and was part of an offensive line that allowed zero sacks...**(9/17) at Buf.:** Started at tackle and allowed time for QB Jimmy Garoppolo to pass for 185 yards...Was part of an offensive line that did not allow a sack for the second consecutive game...**(9/24) vs. Pit.:** Started at left tackle and helped the Raiders offense finish with a season-high 362 total yards...**(10/1) at LAC:** Started at left tackle and was part of an offensive line that helped QB Aidan O'Connell complete 24-of-39 (61.5%) passes for 238 yards, one interception and one touchdown in his NFL debut...**(10/9) vs. GB**: Started at left tackle and helped the offense record 279 total yards...**(10/15) vs. NE:** Started at left tackle and was part of an offensive line that did not allow a sack...**(10/22) at Chi.:** Started at left tackle and allowed the Raiders to finish with 235 total yards of offense...**(10/30) at Det.:** Started at left tackle and helped pave the way for RB Josh Jacobs to notch his 43rd rushing touchdown of his career, the second most in Raiders history by a player in his first five NFL seasons...**(11/5) vs. NYG:** Started at left tackle and helped the offense record a season-high 125 rushing yards...Was part of an offensive line that did not allow a sack...**(11/26) vs. KC:** Started at left tackle and allowed time for QB Aidan O'Connell to completed 23-of-33 pass attempts (69.7%) for 248 yards and one touchdown...**(12/25) at KC:** Entered the game for Jermaine Eluemunor who exited late in the fourth quarter with an injury and helped pave the way for RB Zamir White to rush 145 yards on 22 attempts (6.6 avg.)...**(12/31) at Ind.:** Was part of an offense that finished with 370 total yards...**(1/7) vs. Den.:** Started at left tackle and helped the Raiders finish with 359 yards of total offense.

2022: Started in 16 games at left tackle, missing just one start due to injury.…Part of an offensive line that paved the way for 2,059 rushing yards by the Raiders in 2022, the most in a single season by the Raiders since 2011…Part of an offensive line that allowed just 35 sacks, tied for the ninth fewest in the NFL and five fewer than the year prior…**(9/11) at LAC:** Started at left tackle...**(9/18) vs. Ari.:** Made his second start at left tackle and helped the offense produce 324 total yards of offense, the Raiders second-straight game with 300+ yards...**(9/25) at Ten.:** Saw action on offense and special teams...**(10/2) vs. Den.:** Started at left tackle as part of an offensive line that blocked for RB Josh Jacobs' 144 rushing yards and two touchdowns, a single-game career high at the time...**(10/10) at KC:** Started at left tackle and helped Josh Jacobs set a new career high with 154 rushing yards…**(10/23) vs. Hou.:** Started at left tackle and helped the Raiders offense record 400 total yards, the most in a single game by the Raiders since Week 12 of the 2021 season...**(10/30) at NO.:** Started at left tackle...**(11/6) at Jac.:** Started at left tackle as part of an offense that recorded 321 total yards...**(11/13) vs. Ind.:** Started at left tackle, paving the way for 232 passing yards and 77 rushing yards…**(11/20) at Den.:** Missed his only game of the season on the inactive list with a shoulder/abdomen injury...**(11/27) at Sea.:** Started at left tackle and helped the offense post a season-high 576 yards, the most by any team in the NFL in 2022…Also paved the way for 283 total rushing yards and a 7.1 yards per carry average, the best mark by the raiders since 2011...**(12/4) vs. LAC:** Started at left tackle and blocked for RB Josh Jacobs' 144 rushing yards and one touchdown, his sixth 100-yard game in 2022…Part of an offensive line that allowed zero sacks...**(12/8) at LAR:** Started left tackle and helped the Raiders rush for 165 yards, the sixth game of the season with 150+ yards…Also part of an offensive line that allowed zero sacks...**(12/18) vs. NE:** Started at left tackle as part of a Raiders offense that recorded 308 total yards, the 13th game with 300+ yards in 2022…**(12/24) at Pit.:** Started at left tackle...**(1/1/23) vs. SF:** Started at left tackle and helped the offense record 500 total yards, the Raiders second game of 500+ yards...On an offensive line that allowed zero sacks, one of only two teams to allow zero sacks to the 49ers In 2022...**(1/7/23) vs. KC:** Started at left tackle and helped pave the way for 155 rushing yards.

2021: Started all 17 games, helping the Silver and Black rank 11th in the NFL with 363.8 yards per game...Part of an offensive line that paved the way for 268.6 passing yards per game, which ranked sixth in the NFL...**(9/13) vs. Bal.:** Started at left tackle in the win...Helped allow QB Derek Carr to record 435 passing yards, marking the third-most of his career...**(9/19) at Pit.:** Started at left tackle in the win, helping Carr complete 28-of-37 passes for 382 yards with two touchdowns for a passer rating of 126.2...**(9/26) vs. Mia.:** Started at left tackle in the win...Helped pave the way for a season-high 497 yards of total offense, including 140 rushing yards...Allowed Carr to complete 26-of-43 passing for 386 yards, marking his third consecutive game with at least 325 passing yards...**(10/4) at LAC:** Started at left tackle in the contest, while also seeing action on special teams...**(10/10) vs. Chi.:** Started at left tackle, helping pave the way for RB Josh Jacobs' third rushing TD of the season...**(10/17) at Den.:** Started at left tackle and helped Carr finish with 18-of-27 passing for 341 yards and two TDs for a passer rating of 134.4, marking the sixth-highest rating in his career...**(10/24) vs. Phi.:** Started at left tackle as part of a line that posted its first clean sheet of the season, while helping Carr complete 91.2 percent of his attempts (31-for-34)...**(11/7) at NYG:** Started at left tackle and helped pave the way for 403 yards of total offense, including 117 on the ground...Also part of an offensive line that surrendered just one sack in the contest...**(11/14) vs. KC:** Started at left tackle and helped the offense record 299 total net yards...**(11/21) vs. Cin.:** Started at left tackle, helping the offense record 278 total net yards...**(11/25) at Dal.:** Started at left tackle as part of an offensive line that paved the way for 509 total net yards, including 143 yards on the ground...**(12/5) vs. Was.:** Started at left tackle, helping the offense record 310 yards...**(12/12)**

at KC: Started at left tackle, helping the offense record 290 total net yards...**(12/20) at Cle.:** Started at left tackle, helping the offense record 328 yards of total offense with 98 rushing yards...(**12/26) vs. Den.:** Started at left tackle, helping pave the way for a season-high 160 rushing yards...**(1/2/22) at Ind.:** Started at left tackle in the win, paving the way for 326 yards of total offense...**(1/9/22) vs. LAC:** Started at left tackle, helping pave the way for a season-high 174 rushing yards and 346 yards of total offense...**Postseason: (1/15/22) at Cin.:** Started at left tackle, helping the offense pave the way for 385 yards of total offense, which tied for the 14th most total net yards by the club in the postseason in franchise history.

2020: Started in all 14 games he appeared in at left tackle...Helped pave the way as the Raiders ranked eighth in the NFL in total offense, averaging 383.3 yards per game...Part of an offensive line that finished 10th in the league with fewest sacks allowed (28)...**(9/13) at Car.:** Started at left tackle, helping the offensive line post their first clean sheet of the season...For the fourth time since the 1970 AFL-NFL Merger, the Raiders' offense did not surrender a sack in the season opener...Helped QB Derek Carr record his 19th career fourth-quarter comeback while paving the way for RB Josh Jacobs to become the first player in franchise history to rush for three TDs in a season opener...**(9/21) vs. NO:** Started at left tackle and was part of an offensive line that paved the way for 116 yards on the ground...Protected Carr as he registered his 19th career three-TD performance, tying QB Daryle Lamonica for second-most such games in club history...**(9/27) at NE:** Started at left tackle and was part of an offensive line that helped Carr move into sole possession of second place for most TD passes (149) and multi-TD games (43) in franchise history...**(10/4) vs. Buf.:** Started at left tackle and was part of an offensive line that helped Carr set a franchise record with 151 career passing TDs while recording a passer rating of 100.0 (107.3) for the fourth consecutive game for the first time in his career...**(10/11) at KC:** Started at left tackle and was part of an offensive line that helped the Raiders gain a season-high 490 total net yards on offense with 140 yards on the ground...Allowed time for Carr to become the first Raider with 300 passing yards against the Chiefs since QB Rich Gannon in 2002 and tie QB Ken Stabler for the most games with three-plus passing TDs in franchise history (20)...**(10/25) vs. TB:** Started at left tackle and was part of an offensive line that allowed Carr to surpass QB Tony Romo for the second-most completions (2,272) by a player through his first 100 starts in NFL history...**(11/1) at Cle.:** Started at left tackle and was part of an offensive line that paved the way for a season-high 208 rushing yards on 45 attempts, their most rush attempts since Dec. 16, 2012 vs. Kansas City...Helped Jacobs become the first Raiders running back to record 30 attempts in a single game for the first time since Dec. 16, 2012 (RB Darren McFadden), while recording a career-high 128 rushing yards...**(11/22) vs. KC:** Started at left tackle and was part of an offensive line that allowed Carr to surpass 25,000 passing yards for his career, joining QB Russell Wilson as the only players in NFL history with 25,000 passing yards and fewer than 70 INTs in their first seven seasons...Also helped surrender zero sacks on the day...**(11/29) at Atl.:** Started at left tackle and helped the offense total 243 yards...**(12/6) at NYJ:** Started at left tackle and was part of an offensive line that allowed Carr to pass for 381 yards and three TDs, while recording his 20th career fourth-quarter comeback to set a new NFL record for most fourth-quarter comebacks in league history through a player's first seven seasons...**(12/13) vs. Ind.:** Started at left tackle and allowed Carr to throw for over 300 yards for the fourth time on the season while surrendering zero sacks...**(12/17) vs. LAC:** Started at left tackle and allowed QB Marcus Mariota to rush for 88 yards, the fourth-most in Raiders history by a quarterback and the most since 2013…Paved the way for the offense to total 41 carries for 173 rushing yards, marking the fourth time this season the team has totaled over 150 rushing yards...**(12/26) vs. Mia.:** Started at left tackle and allowed Carr to throw for over 300 yards for the fifth time on the season, while recording his third rushing TD of the year to mark a new career high...**(1/3/21) at Den.:** Started at left tackle in the win, helping pave the way for 465 yards of total offense...Part of an offensive line that allowed Carr to pass for 371 yards in the contest, while surpassing the 4,000-yard milestone on the season for the third time in his career.

2019: Started all 16 contests for the second consecutive season, helping the offensive line finish eighth in the NFL in sacks allowed (29), while also finishing as one of just five teams in the league to surrender zero sacks against four different opponents…Part of an offensive line that paved the way for rookie RB Josh Jacobs, who became the first Raiders rookie to eclipse the 1,000-yard barrier (1,150)…**(9/9) vs. Den.:** Started at left tackle, helping the line post their first clean sheet of the season...For just the third time since the 1970 AFL-NFL Merger, the Raiders held their opponent to zero sacks in the season opener...Helped QB Derek Carr finish with an 84.6 completion percentage and a passer rating of 121.0, marking his highest in a season opener...**(9/15) vs. KC:** Part of an offensive line that paved the way for 129 yards on the ground...Protected Carr as he passed QB Ken Stabler to become the Raiders' all-time leader in passing yards with 19,196...**(9/29) at Ind.:** Started at left tackle on an offensive line that helped produce a season-high 188 yards on the ground, including a 60-yard rushing TD by WR Trevor Davis...Helped protect Carr, allowing just one sack, while he finished with a passer rating of 105.4...**(10/6) vs. Chi.:** Started at left tackle, helping the line post their second clean sheet of the season...Paved the way for Jacobs, who eclipsed the 100-yard mark for the first time in his career, with 123 yards on 26 carries...Helped the offense record 398 yards of total offense...**(10/20) at GB:** Part of an offensive line that did not allow a sack for the second consecutive week and third time on the season...Helped the offense record a season-high 484 net yards, while surpassing 150 rushing yards for the third consecutive week with 155...**(10/27) at Hou.:** Part of an offensive line that did not allow a sack in their third consecutive game and fourth on the season...Helped protect Carr as he threw for three TDs and recorded a 125.0 passer rating...**(11/3) vs. Det.:** Helped pave the way as the Raiders recorded 171 yards on the ground and Jacobs scored two rushing TDs...Part of an offensive line that surrendered just one sack in the win...**(11/7) vs. LAC:** Part of an offensive line that helped Carr set a new NFL record with his 18th career 4th-quarter comeback, the most in NFL history through a player's first six seasons...**(11/17) vs. Cin.:** Started at left tackle, helping Jacobs surpass RB Marcus Allen's franchise record for the most 100-yard contests by a rookie (four)...**(11/24) at NYJ:** Part of an offensive line that surrendered just one sack in the contest...**(12/1) at KC:** Helped pave the way for Jacobs as he surpassed 100 yards for fifth time this season...Jacobs went over 1,000 yards rushing on the season in the contest, becoming the first rookie in franchise history to rush for 1,000 yards (1,061)...**(12/8) vs. Ten.:** Started at left tackle and helped paved the way for 356 yards of offense...**(12/15) vs. Jac.:** Started at tackle and helped pave the way for 180 yards of total offense in the first quarter, the most yards in a first quarter for the Raiders at home since Week 7 of 2006...**(12/22) at LAC:** Started at left tackle and was part of an offensive line that helped Carr finish with an 86.7 completion percentage, his highest of the season, and a passer rating of 118.2 to tie Stabler for most games with a passer rating over a 100.0 in franchise history (32)...**(12/29) at Den.:** Started at left tackle, helping Carr record a season-high 391 passing yards, ending the day completing 29-of-46 attempts (63%) with one TD for a passer rating of 97.3.

2018: Started all 16 contests in his rookie campaign, becoming the first rookie offensive lineman to start every contest for the Raiders since G Stefen Wisniewski accomplished the feat in 2011...One of only 16 Raiders rookies to start every contest since the AFL-NFL merger...**(9/10) vs. LAR:** Started at left tackle in the season opener and was part of an offensive line that allowed just one sack in on the contest...**(9/16) at Den.:** Helped QB Derek Carr finish the day with a 90.6 completion percentage, which marks the fourth best single-game percentage in NFL history...Part of an offensive line that allowed just one sack for the second straight game...**(9/23) at Mia.:** Helped the run game total 100-plus yards (109) in the contest...Allowed Carr to surpass 300-plus passing yards for the second time on the season...**(9/30) vs. Cle.:** Paved the way for the Raiders run game as RB Marshawn Lynch recorded 130 rushing yards, the seventh most of his career...Allowed Carr to record 437 passing yards, the second most of his career, with four TDs...Helped the Raiders offense produce two 100-yard receivers, one 100-yard rusher and one 400-yard passer for the first time in franchise history since the 1970 AFL merger...**(10/7) at LAC:** Started at left tackle, helping Carr record his third game this season with a completion percentage of 70.0 or better (72.7%)...**(10/14) vs. Sea.:** Started at left tackle in the contest...**(10/28) vs. Ind.:** Started at left tackle, helping the line post their first clean sheet of the season...Helped pave the way as Carr recorded three passing TDs and his first career rushing TD...**(11/1) at SF:** Started at left tackle in the contest...**(11/11) vs. LAC:** Helped the run game total 100-plus yards (114) for the fifth time this season...**(11/18) at Ari.:** Started at left tackle in the win, paving the way for 152 rushing yards...Helped Carr finish with a passer rating of 100.5, as he orchestrated the 15th fourth-quarter comeback of his career...**(11/25) at Bal.:** Started at left tackle in the contest...**(12/2) vs. KC:** Paved the way for a season-high 171 rushing yards and 442 total net yards, the third time this season the team has surpassed 400 net yards...Helped the offense convert on 75 percent of their third downs (9-of-12), which marked a season high and their third best conversion percentage in franchise history dating back to 1991...**(12/9) vs. Pit.:** Started at left tackle in the win, allowing Carr throw for 322 yards as he set a new franchise record for most consecutive games without an INT with eight straight...**(12/16) at Cin.:** Started at left tackle in the contest...**(12/24) vs. Den.:** Started at left tackle in the win, helping RB Doug Martin surpass 100 yards on the ground for the first time on the season…Part of an offensive line that surrendered just one sack in the contest, while helping Carr extend his INT-less streak to 325 passes over 10 games, which marked the longest active streak in the NFL at the time...**(12/30) at KC:** Started at left tackle in the contest, helping Martin record 100 rushing yards to mark his second consecutive game with 100-or-more yards on the ground...Became the first rookie offensive lineman to start every contest for the Raiders since G Stefen Wisniewski accomplished the feat in 2011...Since the AFL-NFL merger, Miller is one of 16 Raiders rookies to start every contest.

COLLEGE: Played three seasons at UCLA after redshirting as a true freshman…Appeared in 31 games with 23 starts over his career, seeing action at both left and right tackle…Started all 13 games at left tackle as a redshirt junior in 2017…Named to All-Pac-12 Conference Second Team by the league's coaches...Was part of an offensive unit that ranked third in the conference in total offense (379.8 avg.)…Helped improve the team's rushing output by almost a full yard per carry from 2016 (2.9 to 3.7 avg.)...Blocked for QB Josh Rosen, who was the 10th overall pick in the 2018 NFL Draft…Rosen finished near the top of the Pac-12 in numerous passing categories, including completions (283), passing yards (3,756), TDs (26) and passer rating (147.0)…Started the first five games of the year in 2016 at right tackle…Missed the remainder of the season due to a leg injury…Appeared in 13 games as a redshirt freshman…Started five games at tackle and contributed on special teams in the other eight…Part of an offensive line that surrendered just 14 sacks, the second-lowest total in school history…Helped pave the way for RB Paul Perkins, the third leading rusher in school history, as he rushed for 1,394 yards on 237 rushes and 14 TDs on the year…Rosen also set numerous single-season freshman school records, including most passing yards (3,668), most TD passes (23) and most passing attempts (487)…Redshirted as a true freshman in 2014…Majored in political science.

PERSONAL: Attended Roseville (Calif.) High School…Was a Cal-Hi Sports All-Northern California First Team and All-State selection…Named to the Sierra Football League First Team and All-Metro First Team by the Sacramento Bee as a senior…Was named a team captain for the Sacramento Optimist All-Star Game…Was Rivals' 31st ranked offensive tackle in the nation and the 35th ranked prospect in California.

ADDITIONAL STATISTICS: Fumble recoveries – 1 in 2019, 1 in 2022. NFL Totals: 2. Miscellaneous tackles – 3 in 2018, 1 in 2019, 1 in 2020. NFL Totals: 5.

KOLTON MILLER'S NFL REGULAR SEASON STATISTICS

DATE	TEAM	GP	GS
2018	Raiders	16	16
2019	Raiders	16	16
2020	Raiders	14	14
2021	Raiders	17	17
2022	Raiders	16	16
2023	Raiders	13	11
2024	Raiders	17	17
2025	Raiders	4	4
2026	Raiders	11	11
NFL TOTALS		**124**	**122**

KOLTON MILLER'S NFL POSTSEASON STATISTICS

DATE	TEAM	GP	GS
2021	Raiders	1	1
NFL TOTALS		**1**	**1**

KOLTON MILLER'S 2026 GXG REGULAR-SEASON STATISTICS (RAIDERS)

DATE	OPPONENT	P/S		W/L	SCORE
09/13	Dolphins	S		W	27-13
09/20	at Chargers	S		W	26-14
09/27	at Saints	S		W	35-27
10/04	Chiefs	S		L	27-30
10/11	at Patriots	S		L	17-45
10/18	Bills	S		L	30-33
10/25	Rams	S		L	21-35
11/01	at Jets	S		W	38-33
11/08	at 49ers	S		L	17-38
11/15	Seahawks	S		L	13-21
11/22	at Broncos	S		L	24-38
2026 TOTALS		**11-11**		**4-7**	

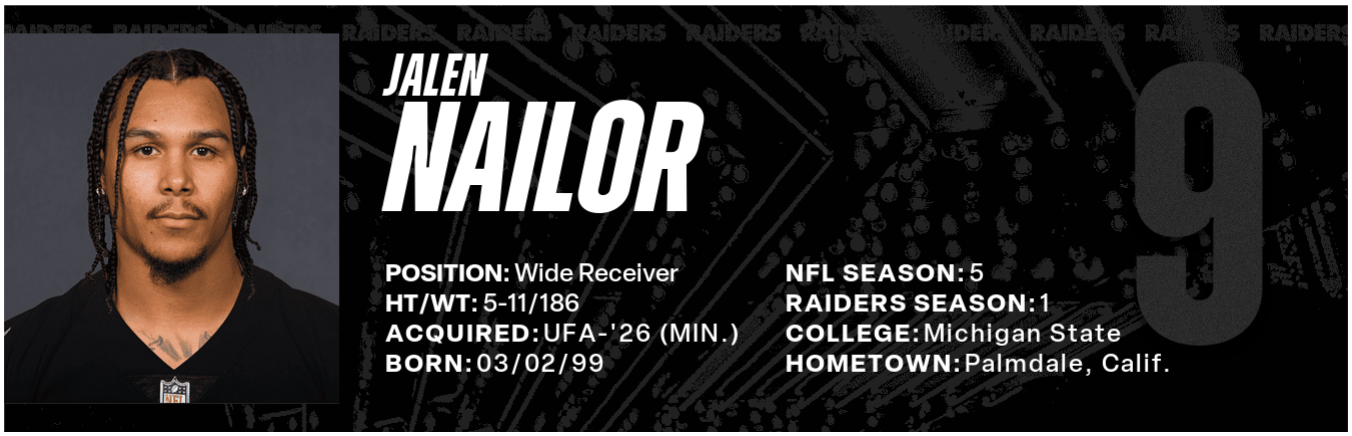

TRANSACTIONS: *Selected by Minnesota Vikings in the sixth round (191st overall) of the 2022 NFL Draft, April 30, 2022…Signed by Las Vegas Raiders as an unrestricted free agent, March 11, 2026.*

AT A GLANCE
- Has played in 55 career games with 16 starts and recorded 69 receptions for 1,066 yards (15.4 avg.) and 11 touchdowns.
- In 2025, appeared in all 17 games with eight starts and totaled 29 receptions for 444 yards (15.3 avg.) and four touchdowns.
- Played four seasons at Michigan State (2018-21), where he appeared in 28 games with 21 starts and totaled 86 receptions for 1,454 yards and 12 touchdowns.

CAREER: Enters his fifth year in the NFL and first in the Silver and Black after being selected 191st overall by the Minnesota Vikings in the 2022 NFL Draft…In 2025, appeared in all 17 games with eight starts and totaled 29 receptions for 444 yards (15.3 avg.) and four touchdowns…In 2024, played in all 17 games with seven starts and recorded 28 receptions for 414 yards (14.8 avg.) and six touchdowns…In 2023, appeared in six games with one start and recorded three receptions for 29 yards (9.7 avg.)…As a rookie in 2022, played in 15 games and recorded nine receptions for 179 yards (19.9 avg.) and one touchdown…Career totals include 55 games played with 16 starts, 69 receptions for 1,066 yards (15.4 avg.) and 11 touchdowns.

2026: (9/13) vs. Mia.: Finished with three receptions for 27 yards (9.0 avg.)...**(9/20) at LAC:** Pulled in one reception for nine yards...**(9/27) at NO:** Finished with one reception for 16 yards...**(10/4) vs. KC:** Saw action on offense...**(10/11) at NE:** Inactive...**(10/18) vs. Buf.:** Finished with one reception for nine yards...**(10/25) vs. LAR:** Finished with two receptions for 14 yards (7.0 avg.)...**(11/1) at NYJ:** Finished the game with 38 receiving yards on four catches (9.5 avg.) and one touchdown...Notched his first touchdown as a member of the Raiders and his 12th career receiving TD...**(11/8) at SF:** Recorded two receptions for nine yards (4.5 avg.)...**(11/15) vs. Sea.:** Saw action on offense...**(11/22) at Den.:** Posted one reception for 16 yards.

2025 (with Min.): Appeared in all 17 games with eight starts and totaled 29 receptions for 444 yards (15.3 avg.) and four touchdowns…**(9/8) at Chi.:** Finished with one reception for 28 yards…**(9/14) vs. Atl.:** Recorded three receptions for 31 yards (10.3 avg.)…**(9/21) vs. Cin.:** Caught three passes for 37 yards (12.3 avg.)…**(9/28) at Pit.:** Posted one reception for two yards and a touchdown…**(10/5) at Cle.:** Recorded three receptions for 27 yards (9.0 avg.) and one rush for 15 yards…**(10/19) vs. Phi.:** Finished with two receptions for 37 yards…**(10/23) at LAC:** Appeared on offense…**(11/2) at Det.:** Recorded one catch for 16 yards…**(11/9) vs. Bal.:** Recorded five receptions for a career-high 124 yards (24.8) and one touchdown…**(11/16) vs. Chi.:** Posted one catch for 16 yards…**(11/23) at GB:** Appeared on offense…**(11/30) at Sea.:** Played on offense…**(12/7) vs. Was.:** Recorded three receptions for 30 yards (10.0 avg.)…**(12/14) at Dal.:** Finished with three receptions for 47 yards (15.7 avg.) and two touchdowns and also added one rush for -2 yards…**(12/21) at NYG:** Saw action on offense…**(12/25) vs. Det.:** Played on offense and special teams…**(1/4/26) vs. GB:** Recorded three receptions for 49 yards (16.3 avg.).

2024 (with Min.): Played in all 17 games with seven starts and recorded 28 receptions for 414 yards (14.8 avg.) and six touchdowns…**(9/8) at NYG:** Caught one pass for 21 yards and a touchdown…**(9/15) vs. SF:** Recorded three receptions for 54 yards (18.0 avg.) and one touchdown…**(9/22) vs. Hou.:** Finished with three catches for 31 yards (10.3 avg.) and one touchdown and added one rush for three yards…**(9/29) at GB:** Caught one pass for 31 yards and also muffed a punt on special teams…**(10/6) vs. NYJ:** Saw action on offense…**(10/20) vs. Det.:** Posted four receptions for 76 yards (19.0 avg.)…**(10/24) at LAR:** Finished with two catches for 16 yards…**(11/3) vs. Ind.:** Recorded one catch for seven yards and a touchdown…**(11/10) at Jax.:** Finished with one reception for 11 yards and one rush for -7 yards…**(11/17) at Ten.:** Appeared on offense…**(11/24) at Chi.:** Caught one pass for five yards and a touchdown…**(12/1) vs. Ari.:** Recorded one reception for 18 yards…**(12/8) vs. Atl.:** Played on offense…**(12/16) vs. Chi.:** Caught one pass for five yards…**(12/22) at Sea.:** Finished with one catch for five yards…**(12/29) vs. GB:** Recorded five receptions for 81 yards (16.2 avg.) and one touchdown and also forced a fumble…**(1/5/25) at Det.:** Finished with three receptions for 53 yards (17.7 avg.)…**Postseason: (1/13/25) at LAR:** Recorded three receptions for 33 yards (11.0 avg.).

2023 (with Min.): Appeared in six games with one start and recorded three receptions for 29 yards (9.7 avg.)…Missed Weeks 3-8 while on the Reserve/Injured List due to a hamstring injury…Placed on Reserve/Injured List again and missed the final four games of the season due to a concussion…**(9/10) vs. TB:** Saw action on special teams and registered one tackle…**(9/14) at Phi.:** Saw action on special teams and appeared on offense…**(11/5) at Atl.:** Inactive…**(11/12) vs. NO:** Made first career start on offense and finished with one reception for 16 yards…**(11/19) at Den.:** Appeared on offense…**(11/27) vs. Chi.:** Played on offense and special teams…**(12/10) at LV:** Recorded two receptions for 13 yards.

2022 (with Min.): As a rookie, played in 15 games and recorded nine receptions for 179 yards (19.9 avg.) and one touchdown…**(9/11) vs. GB:** Saw action on special teams…**(9/19) at Phi.:** Saw action on special teams…**(9/25) vs. Det.:** Played on special teams…**(10/2) at NO:** Recorded one reception for 13 yards and also saw action on special teams…**(10/9) vs. Chi.:** Inactive due to a hamstring injury…**(10/16) at Mia:** Played on special teams…**(10/30) vs. Ari.:** Saw action on special teams…**(11/6) at Was.:** Inactive due to an illness…**(11/13) at Buf.:** Recorded one tackle on special teams…**(11/20) vs. Dal.:** Recorded one catch for 15 yards

and also played on special teams…**(11/24) vs. NE:** Finished with one tackle on special teams…**(12/4) vs. NYJ:** Played on offense and special teams…**(12/11) at Det.:** Recorded two tackles on special teams…**(12/17) vs. Ind.:** Played primarily on special teams and also appeared on offense…**(12/24) vs. NYG:** Saw action on special teams…**(1/1/23) at GB:** Recorded three receptions for a season-high 89 yards (29.7 avg.), including a 47-yard touchdown catch…**(1/8/23) at Chi.:** Finished with four receptions for 62 yards (15.5 avg.)…**Postseason: (1/15/23) vs. NYG:** Saw action on special teams in first career playoff appearance.

COLLEGE: Played four seasons at Michigan State (2018-21), where he appeared in 28 games with 21 starts and totaled 86 receptions for 1,454 yards and 12 touchdowns…In 2021, started all nine games he appeared in and recorded 37 receptions for 695 yards (18.8 avg.) and six touchdowns…Added five kick returns for 81 yards (16.2 avg.)…In 2020, played in seven games and totaled 26 catches for 515 yards (19.8 avg.) and four touchdowns while adding two rushes for 11 yards…Added one kick return for 21 yards and two punt returns for 18 yards…In 2019, saw action in just four games due to an injury and recorded 15 receptions for 106 yards (7.1 avg.) while adding five rushes for 27 yards (5.4 avg.)…Added three kick returns for 77 yards (25.7 avg.) and two punt returns for 17 yards…In 2018, played in eight games and finished with eight receptions for 138 yards (17.2 avg.) and two touchdowns…Also had nine carries for 128 yards (14.2 avg.) and one touchdown and four punt returns for 13 yards (3.2 avg.).

PERSONAL: Attended Bishop Gorman High School in Las Vegas, Nev., where he was named the No. 1 wide receiver prospect in the state of Nevada by 247Sports and Rivals.com…Was a member of three state championship and two national championship teams…Had 108 receptions for 1,995 yards and 28 touchdowns…Also returned punts and kicks…Played safety and recorded 18 tackles, one interception and three passes defensed as a senior…Was a two-time all-state honoree (2017 first team, 2016 second team) and three-time All-Southwest League selection (2017 first team, 2016 second team, 2015 second team)…Also ran track and won four state titles his senior year while helping Bishop Gorman to its first-ever team track state championship.

ADDITIONAL STATSITICS: Special teams tackles – 4 in 2022, 1 in 2023. NFL Totals: 5.

SINGLE-GAME HIGHS: RECEIVING: Receptions – 5, two times; last: 11/9/25 vs. Bal. Yards – 124, 11/9/25 vs. Bal. Long – 62, 11/9/25 vs. Bal. Touchdowns – 2, 12/14/25 at Dal. RUSHING: Attempts – 1, five times; last: 12/14/25 at Dal. Yards – 15, 10/5/25 at Cle. RETURNS: Punts – 1, 9/29/24 at GB.

JALEN NAILOR'S NFL REGULAR SEASON RUSHING/RECEIVING STATISTICS

				RECEIVING					RUSHING				
DATE	TEAM	GP	GS	NO.	YDS.	AVG.	LG	TD	NO.	YDS.	AVG.	LG	TD
2022	Vikings	15	0	9	179	19.9	47t	1	0	0	0.0	0	0
2023	Vikings	6	1	3	29	9.7	16	0	0	0	0.0	0	0
2024	Vikings	17	7	28	414	14.8	33	6	3	-4	-1.3	3	0
2025	Vikings	17	8	29	444	15.3	62	4	2	13	6.5	15	0
2026	Raiders	10	4	16	137	8.6	16	1	0	0	0.0	0	0
NFL TOTALS		**65**	**20**	**85**	**1,203**	**14.2**	**62**	**12**	**5**	**9**	**1.8**	**15**	**0**

JALEN NAILOR'S NFL POSTSEASON RUSHING/RECEIVING STATISTICS

				RECEIVING					RUSHING				
DATE	TEAM	GP	GS	NO.	YDS.	AVG.	LG	TD	NO.	YDS.	AVG.	LG	TD
2022	Vikings	1	0	0	0	0.0	0	0	0	0	0.0	0	0
2024	Vikings	1	0	3	33	11.0	14	0	0	0	0.0	0	0
NFL TOTALS		**2**	**0**	**3**	**33**	**11.0**	**14**	**0**	**0**	**0**	**0.0**	**0**	**0**

JALEN NAILOR'S 2026 GXG REGULAR-SEASON STATISTICS (RAIDERS)

			RECEIVING					RUSHING						
DATE	OPPONENT	P/S	NO.	YDS.	AVG.	LG	TD	NO.	YDS.	AVG.	LG	TD	W/L	SCORE
09/13	Dolphins	S	3	27	9.0	12	0	0	0	0.0	0	0	W	27-13
09/20	at Chargers	P	1	9	9.0	9	0	0	0	0.0	0	0	W	26-14
09/27	at Saints	P	1	16	16.0	16	0	0	0	0.0	0	0	W	35-27
10/04	Chiefs	P	0	0	0.0	0	0	0	0	0.0	0	0	L	27-30
10/11	at Patriots		ON INACTIVE LIST										L	17-45
10/18	Bills	P	1	9	9.0	9	0	0	0	0.0	0	0	L	30-33
10/25	Rams	S	2	14	7.0	7	0	0	0	0.0	0	0	L	21-35
11/01	at Jets	P	4	38	9.5	12	1	0	0	0.0	0	0	W	38-33
11/08	at 49ers	S	2	9	4.5	6	0	0	0	0.0	0	0	L	17-38
11/15	Seahawks	P	1	-1	-1.0	-1	0	0	0	0.0	0	0	L	13-21
11/22	at Broncos	S	1	16	16.0	16	0	0	0	0.0	0	0	L	24-38
2026 TOTALS		**10-4**	**16**	**137**	**8.6**	**16**	**1**	**0**	**0**	**0.0**	**0**	**0**	**4-7**	

JALEN NAILOR'S 2025 GXG REGULAR-SEASON STATISTICS (VIKINGS)

			RECEIVING					RUSHING						
DATE	OPPONENT	P/S	NO.	YDS.	AVG.	LG	TD	NO.	YDS.	AVG.	LG	TD	W/L	SCORE
09/08	at Bears	S	1	28	28.0	28	0	0	0	0.0	0	0	W	27-24
09/14	Falcons	S	3	31	10.3	17	0	0	0	0.0	0	0	L	6-22
09/21	Bengals	S	3	37	12.3	22	0	0	0	0.0	0	0	W	48-10
09/28	at Steelers	P	1	2	2.0	2t	1	0	0	0.0	0	0	L	21-24
10/05	at Browns	S	3	27	9.0	20	0	1	15	15.0	15	0	W	21-17
10/19	Eagles	S	2	37	18.5	26	0	0	0	0.0	0	0	L	22-28
10/23	at Chargers	P	0	0	0.0	0	0	0	0	0.0	0	0	L	10-37
11/02	at Lions	P	1	16	16.0	16	0	0	0	0.0	0	0	W	27-24
11/09	Ravens	P	5	124	24.8	62	1	0	0	0.0	0	0	L	19-27
11/16	Bears	S	1	16	16.0	16	0	0	0	0.0	0	0	L	17-19
11/23	at Packers	P	0	0	0.0	0	0	0	0	0.0	0	0	L	6-23
11/30	at Seahawks	P	0	0	0.0	0	0	0	0	0.0	0	0	L	0-26
12/07	Commanders	S	3	30	10.0	12	0	0	0	0.0	0	0	W	31-0
12/14	at Cowboys	P	3	47	15.7	23	2	1	-2	-2.0	-2	0	W	34-26
12/21	at Giants	S	0	0	0.0	0	0	0	0	0.0	0	0	W	16-13
12/25	Lions	P	0	0	0.0	0	0	0	0	0.0	0	0	W	23-10
01/04	Packers	P	3	49	16.3	26	0	0	0	0.0	0	0	W	16-3
2025 TOTALS		**17-8**	**29**	**444**	**15.3**	**62**	**4**	**2**	**13**	**6.5**	**15**	**0**	**9-8**	

JALEN NAILOR'S 2024 GXG REGULAR-SEASON STATISTICS (VIKINGS)

			RECEIVING					RUSHING						
DATE	OPPONENT	P/S	NO.	YDS.	AVG.	LG	TD	NO.	YDS.	AVG.	LG	TD	W/L	SCORE
09/08	at Giants	P	1	21	21.0	21t	1	0	0	0.0	0	0	W	28-6
09/15	49ers	S	3	54	18.0	26	1	0	0	0.0	0	0	W	23-17
09/22	Texans	S	3	31	10.3	18	1	1	3	3.0	3	0	W	34-7
09/29	at Packers	P	1	31	31.0	31	0	1	0	0.0	0	0	W	31-29
10/06	Jets	P	0	0	0.0	0	0	0	0	0.0	0	0	W	23-17
10/20	Lions	S	4	76	19.0	33	0	0	0	0.0	0	0	L	29-31
10/24	at Rams	P	2	16	8.0	9	0	0	0	0.0	0	0	L	20-30
11/03	Colts	P	1	7	7.0	7t	1	0	0	0.0	0	0	W	21-13
11/10	at Jaguars	P	1	11	11.0	11	0	1	-7	-7.0	-7	0	W	12-7
11/17	at Titans	P	0	0	0.0	0	0	0	0	0.0	0	0	W	23-13
11/24	at Bears	P	1	5	5.0	5t	1	0	0	0.0	0	0	W	30-27+
12/01	Cardinals	S	1	18	18.0	18	0	0	0	0.0	0	0	W	23-22
12/08	Falcons	S	0	0	0.0	0	0	0	0	0.0	0	0	W	42-21
12/16	Bears	S	1	5	5.0	5	0	0	0	0.0	0	0	W	30-12
12/22	at Seahawks	S	1	5	5.0	5	0	0	0	0.0	0	0	W	27-24
12/29	Packers	P	5	81	16.2	31t	1	0	0	0.0	0	0	W	27-25
01/05	at Lions	P	3	53	17.7	27	0	0	0	0.0	0	0	L	9-31
2024 TOTALS		**17-7**	**28**	**414**	**14.8**	**33**	**6**	**3**	**-4**	**-1.3**	**3**	**0**	**14-3**	

+ - Overtime

JALEN NAILOR'S 2023 GXG REGULAR-SEASON STATISTICS (VIKINGS)

			RECEIVING					RUSHING						
DATE	OPPONENT	P/S	NO.	YDS.	AVG.	LG	TD	NO.	YDS.	AVG.	LG	TD	W/L	SCORE
09/10	Buccaneers	P	0	0	0.0	0	0	0	0	0.0	0	0	L	17-20
09/14	at Eagles	P	0	0	0.0	0	0	0	0	0.0	0	0	L	28-34
09/24	Chargers		INJURED RESERVE										L	24-28
10/01	at Panthers		INJURED RESERVE										W	21-13
10/08	Chiefs		INJURED RESERVE										L	20-27
10/15	at Bears		INJURED RESERVE										W	19-13
10/23	49ers		INJURED RESERVE - DESIGNATED FOR RETURN										W	22-17
10/29	at Packers		INJURED RESERVE - DESIGNATED FOR RETURN										W	24-10
11/05	at Falcons		ON INACTIVE LIST										W	31-28
11/12	Saints	S	1	16	16.0	16	0	0	0	0.0	0	0	W	27-19
11/19	at Broncos	P	0	0	0.0	0	0	0	0	0.0	0	0	L	20-21
11/27	Bears	P	0	0	0.0	0	0	0	0	0.0	0	0	L	10-12
12/10	at Raiders	P	2	13	6.5	9	0	0	0	0.0	0	0	W	3-0
12/16	at Bengals		ON INACTIVE LIST										L	24-27+
12/24	Lions		ON INACTIVE LIST										L	24-30
12/31	Packers		ON INACTIVE LIST										L	10-33
01/07	at Lions		INJURED RESERVE										L	20-30
2023 TOTALS		**6-1**	**3**	**29**	**9.7**	**16**	**0**	**0**	**0**	**0.0**	**0**	**0**	**7-10**	

+ - Overtime

JALEN NAILOR'S 2022 GXG REGULAR-SEASON STATISTICS (VIKINGS)

			RECEIVING					RUSHING						
DATE	OPPONENT	P/S	NO.	YDS.	AVG.	LG	TD	NO.	YDS.	AVG.	LG	TD	W/L	SCORE
09/11	Packers	P	0	0	0.0	0	0	0	0	0.0	0	0	W	23-7
09/19	at Eagles	P	0	0	0.0	0	0	0	0	0.0	0	0	L	7-24
09/25	Lions	P	0	0	0.0	0	0	0	0	0.0	0	0	W	28-24
10/02	at Saints	P	1	13	13.0	13	0	0	0	0.0	0	0	W	28-25
10/09	Bears		ON INACTIVE LIST										W	29-22
10/16	at Dolphins	P	0	0	0.0	0	0	0	0	0.0	0	0	W	24-16
10/30	Cardinals	P	0	0	0.0	0	0	0	0	0.0	0	0	W	34-26
11/06	at Commanders		ON INACTIVE LIST										W	20-17
11/13	at Bills	P	0	0	0.0	0	0	0	0	0.0	0	0	W	33-30+
11/20	Cowboys	P	1	15	15.0	15	0	0	0	0.0	0	0	L	3-40
11/24	Patriots	P	0	0	0.0	0	0	0	0	0.0	0	0	W	33-26
12/04	Jets	P	0	0	0.0	0	0	0	0	0.0	0	0	W	27-22
12/11	at Lions	P	0	0	0.0	0	0	0	0	0.0	0	0	L	23-34
12/17	Colts	P	0	0	0.0	0	0	0	0	0.0	0	0	W	39-36+
12/24	Giants	P	0	0	0.0	0	0	0	0	0.0	0	0	W	27-24
01/01	at Packers	P	3	89	29.7	47t	1	0	0	0.0	0	0	L	17-41
01/08	at Bears	P	4	62	15.5	26	0	0	0	0.0	0	0	W	29-13
2022 TOTALS		**15-0**	**9**	**179**	**19.9**	**47T**	**1**	**0**	**0**	**0.0**	**0**	**0**	**13-4**	

+ - Overtime

JALEN NAILOR'S 2024 GXG POSTSEASON STATISTICS (VIKINGS)

			RECEIVING					RUSHING						
DATE	OPPONENT	P/S	NO.	YDS.	AVG.	LG	TD	NO.	YDS.	AVG.	LG	TD	W/L	SCORE
01/13	at Rams	P	3	33	11.0	14	0	0	0	0.0	0	0	L	9-27
2024 TOTALS		**1-0**	**3**	**33**	**11.0**	**14**	**0**	**0**	**0**	**0.0**	**0**	**0**	**0-1**	

JALEN NAILOR'S 2022 GXG POSTSEASON STATISTICS (VIKINGS)

			RECEIVING					RUSHING						
DATE	OPPONENT	P/S	NO.	YDS.	AVG.	LG	TD	NO.	YDS.	AVG.	LG	TD	W/L	SCORE
01/15	Giants	P	0	0	0.0	0	0	0	0	0.0	0	0	L	24-31
2022 TOTALS		**1-0**	**0**	**0**	**0.0**	**0**	**0**	**0**	**0**	**0.0**	**0**	**0**	**0-1**	



TRANSACTIONS: *Selected by Las Vegas Raiders in the fourth round (135th overall) of the 2023 NFL Draft, April 29, 2023.*

AT A GLANCE
- Has played in 21 games with 17 starts over three seasons with the Raiders, completing 377-of-608 (62.0%) passes for 3,932 yards, 20 touchdowns, 11 interceptions and an 84.1 passer rating.
- His 62.5 completion percentage and 85.9 passer rating are both the best in Raiders history among QBs in their first 17 career starts (min. 300 att.).
- Among QBs in their first 20 career starts in Raiders history, O'Connell's four games with a 100.0+ passer rating are tied for the most in franchise history.
- Played in 11 games with 10 starts as a rookie, completing 213-of-343 passes (62.1 percent) for 2,218 yards, 12 touchdowns, seven interceptions and an 83.9 passer rating.
- Among Raiders rookie quarterbacks in their first 10 career starts, ranked second in passing yards (2,143), second in completion percentage (61.5 percent), fourth in passing touchdowns (11), second in passer rating (83.9).

CAREER: Enters his fourth season with the Silver and Black after being drafted by the Raiders in the fourth round (135th overall) of the 2023 NFL Draft…Played in one game in 2025 and completed 10-of-22 passes (45.5%) for 102 yards and one rush for seven yards…Appeared in nine games (seven starts) in 2024, completing 154-of-243 passes (63.4%) for 1,612 yards, eight touchdowns, four interceptions and an 86.7 passer rating…Played in 11 games (10 starts) in his rookie season with the Raiders, completing 213-of-343 passes (62.1%) for 2,218 yards, 12 touchdowns, seven interceptions and an 83.9 passer rating…Among Raiders rookie quarterbacks in their first 10 starts, O'Connell ranks second in passing yards (2,143), second in completion percentage (61.5%), fourth in passing touchdowns (11), second in passer rating (83.9)…Recorded three games in 2023 with 100.0+ passer rating (min. 30 attempts), the most by a rookie quarterback in Raiders history.

2026: (9/13) vs. Mia.: Inactive...**(9/20) at LAC:** Inactive...**(9/27) at NO: Inactive**...**(10/4) vs. KC:** Inactive...**(10/11) at NE:** Inactive...**(10/18) vs. Buf.:** Inactive...**(10/25) vs. LAR:** Inactive...**(11/1) at NYJ:** Inactive...**(11/8) at SF:** Inactive...**(11/15) vs. Sea.:** Did not play...**(11/22) at Den.:** Did not play

2025: Appeared in one game after spending the majority of the season on the Reserve/Injured List…Returned to the active roster in Week 12…**(11/23) vs. Cle.:** Inactive but served as emergency third quarterback...**(11/30) at LAC:** Inactive...**(12/7) vs. Den.:** Inactive...**(12/14) at Phi.:** Active but not see action...**(12/21) at Hou.:** Inactive but served as emergency third quarterback...**(12/28) vs. NYG:** Inactive but served as emergency third quarterback…**(1/4/26) vs. KC:** Entered the game at the start of the second quarter and completed 10-of-22 passes (45.5%) for 102 yards along with one rush for seven yards, helping the Raiders to their first win since Week 6.

2024: Appeared in nine games with seven starts and completed 154-of-243 (63.4%) passes for 1,612 yards, eight touchdowns, four interceptions and an 86.7 passer rating…**(9/8) at LAC:** Did not play...**(9/15) at Bal.:** Did not play...**(9/22) vs. Car.:** Entered in the fourth quarter and completed 9-of-12 passes for 82 yards and one touchdown...**(9/22) vs. Cle.:** Did not play...**(10/6) at Den.:** Entered in the third quarter and completed 10-of-20 (50.0%) passes for 94 yards...**(10/13) vs. Pit.:** Made his first start of the season and completed 27-of-40 (67.5%) passes for 227 yards, one touchdown, one interception and a 79.9 passer rating...**(10/20) at LAR:** Completed 6-of-10 (60.0%) passes for 52 yards before leaving the game with an injury...**(11/29) at KC:** Completed 23-of-35 (65.7%) passes for a single-game career-high 340 yards, two touchdowns and a 116.4 passer rating...Marked one of five performances for 300+ yards, 2+ passing touchdowns and zero interceptions in a game by a Raiders quarterback since 2020 - the first since Week 11 of 2022… His 116.4 passer rating is also the eighth highest mark by a Raiders QB in a game over the last 10 seasons - the best since Week 2 of 2021 (Derek Carr, 126.2)…**(12/8) at TB:** Completed 11-of-19 (57.9%) passes for 104 yards, one interception and a 51.2 passer rating...**(12/15) vs. ATL:** Inactive...**(12/22) vs. Jax.:** Completed 24-of-38 (63.2%) passes for 257 yards and an 82.9 passer rating...**(12/29) at NO:** Completed 20-of-35 (57.1%) passes for 242 yards, two touchdowns, zero interceptions and an 97.5 passer rating...Logged his fifth career start with 2+ passing touchdowns and zero interceptions…Among Raiders QBs in their first 17 career starts, O'Connell's five games with 2+ passing TDs and zero interceptions are the most in franchise history and also tied for 15th in NFL history for QBs in their first 17 career starts…**(1/5/25) vs. LAC:** Completed 24-of-34 (70.6%) passes for 214 yards, two touchdowns, one interceptions and an 94.5 passer rating.

2023: Played in 11 games with 10 starts as a rookie with the Silver and Black and completed 213-of-343 passes (62.1%) for 2,218 yards, 12 touchdowns, seven interceptions and an 83.9 passer rating…Also rushed for one touchdown…Recorded three games with a 100.0+ passer rating (min. 30 attempts), the most of such games by a rookie quarterback in Raiders history…Over the last four games of the season, O'Connell threw eight passing touchdowns and zero interceptions – just the third Raiders quarterback since 1970 to throw eight touchdowns and zero interceptions over a four game span…**(9/10) at Den.:** Inactive...**(9/17) at Buf.:** Inactive...**(9/24) vs. Pit.:** Inactive...**(10/1) at LAC:** Started in his NFL debut and completed 24-of-39 (61.5%) passes for 238 yards and one interception...Added three rushes for three yards and one touchdown...Logged his first NFL touchdown on a one-yard run in the first quarter, becoming the first quarterback in Raiders history to score a rushing touchdown in their NFL debut...His 238 passing yards are the second most by a Raider in his NFL debut...**(10/9) vs. GB:** Inactive...**(10/15) vs. NE:** Inactive...**(10/22) at Chi.:** Completed 10-of-13 passes (76.9%) for 75 yards, one touchdown, one interception and an 83.8 passer rating...Notched his first career passing touchdown, finding WR Jakobi Meyers on a nine-yard touchdown pass in the fourth quarter...**(10/30) at Det.:** Active

but did not play...**(11/5) vs. NYG:** Completed 16-of-25 pass attempts (64.0%) for 209 yards and a 90.2 passer rating...**(11/12) vs. NYJ:** Completed 16-of-27 pass attempts (59.3%) for 153 yards, one touchdown, one interception and a 72.0 passer rating...Became the first rookie quarterback in Raiders history to win back-to-back starts...**(11/19) at Mia.:** Completed 24-of-41 pass attempts (58.5%) for 271 yards, one touchdown and three interceptions...**(11/26) vs. KC:** Completed 23-of-33 pass attempts (69.7%) for 248 yards, one touchdown and a 101.6 passer rating...**(12/10) vs. Min.:** Completed 21-of-32 pass attempts (65.6%) for 171 yards...**(12/14) vs. LAC:** Completed 20-of-34 pass attempts (58.8%) for 248 yards, four passing touchdowns and a 120.7 passer rating...His four passing touchdowns were tied for the most in a single game by a rookie quarterback in Raiders history…His 120.7 passer rating is the highest single-game passer rating by a rookie in Raiders history (min. 30 attempts)…He become the first rookie quarterback in Raiders history to throw four passing touchdowns and no interceptions in a single game…Through his first seven starts, O'Connell completed 62.3percent of his passes (144-of-231), the best mark in Raiders history among quarterbacks in their first seven starts with the Raiders…**(12/25) at KC:** Completed 9-of-21 pass attempts (50.3%) for 62 yards...**(12/31) at Ind.:** Completed 30-of-47 passes (63.8%) for 299 yards, two touchdowns and a 96.0 passer rating...299-yard performance with 30 completions are both career records...**(1/7) vs. Den.:** Completed 20-of-31 passes (64.5%) for 244 yards, two touchdowns and a 110.1 passer rating…His 110.1 passer rating is the second-highest single-game passer rating by a rookie in Raiders history (min. 30 attempts).

COLLEGE: Played in 33 games with 26 starts over five seasons (2018-22) at Purdue…Completed 826-of-1,328 passes for 9,219 yards and 65 toucdowns…A two-time All-Big Ten selection, finishing his career as the school's all-time leader in completion percentage (66.7), passer rating (141.8) and 500-yard passing games (two)…His five career 400-yard passing games and 14 career 300-yard passing games rank second in school history, trailing only QB Drew Brees…As a senior in 2022, started in all 12 games and completed 320-of 499 passes for 3,490 yards and 22 TDs…Earned Second Team All-Big Ten (Coaches, AP)…Led the Big Ten in passing yards per game (290.8) and completions per game (26.7), while ranking second in total passing yards (3,490) and third in passing touchdowns (22)…Recorded six 300-yard passing games for the second straight season…In 2021, appeared in 12 games with nine starts…Completed 315-of-439 passes for 3,712 yards and 28 TDs…Set Purdue single-season records for completion percentage (71.8) and passer rating (158.8)…Averaged 11.8 yards per pass and 309.3 passing yards per game…Named Second Team All-Big Ten (Coaches, AP, PFF, Phil Steele)…In 2020, started three games before missing rest of season due to injury…Completed 88-of-136 passes for 916 yards and seven TDs…In 2019, played in six games with three starts and completed 103-of-164 passing attempts for 1,101 yards and eight TDs…Entered Purdue as a walk-on in 2017 and did not see action in his first two seasons…Graduated with a degree in General Management…Earned his Master's degree in Technology, Leadership & Innovation.

PERSONAL: Played football and basketball at Stevenson High School in Long Grove Ill., where he was named the 2016 News-Sun Football Player of the Year and a Class 8A All-State quarterback… In his lone season as the full-time starter for the Patriots (2016), O'Connell set school records for passing yardage in a season (2,741), touchdown passes in a season (26) and passing yardage in a game (447)…Earned his Master's degree in technology, Leadership & Innovation (May 2022)…Married to Jael Johnson, a four-year letterwinner with Purdue Volleyball and a two-time Academic All-Big Ten honoree.

SINGLE-GAME HIGHS: PASSING: Attempts – 47, 12/31/23 at Ind. Completions – 30, 12/31/23 at Ind. Yards – 340, 11/29/24 at KC. Long – 58t, 11/29/24 at KC. Touchdowns – 4, 12/14/23 vs. LAC. Interceptions – 3, 11/19/23 at Mia. Rating – 120.7, 12/14/23 vs. LAC. RUSHING: Attempts – 7, 12/22/24 vs. Jax. Yards – 13, 1/5/25 vs. LAC. Long – 13, 12/22/24 vs. Jax. Touchdowns – 1, two times; last: 12/8/24 at TB.

AIDAN O'CONNELL'S NFL REGULAR SEASON PASSING/RUSHING STATISTICS

				PASSING											RUSHING				
DATE	TEAM	GP	GS	ATT.	CMP.	PCT.	YDS	AVG.	TD	INT.	LG	SK	LST	RATE	NO.	YDS.	AVG.	LG	TD
2023	Raiders	11	10	343	213	62.1	2,218	6.5	12	7	50	24	173	83.9	17	11	0.6	3	1
2024	Raiders	9	7	243	154	63.4	1,612	6.6	8	4	58t	10	82	86.7	21	30	1.4	13	1
2025	Raiders	1	0	22	10	45.5	102	4.6	0	0	23	1	5	59.3	1	7	7.0	7	0
2026	Raiders	0	0	0	0	0.0	0	0.0	0	0	0	0	0	0.0	0	0	0.0	0	0
TOTALS		**21**	**17**	**608**	**377**	**62.0**	**3,932**	**6.5**	**20**	**11**	**58T**	**35**	**260**	**84.1**	**39**	**48**	**1.2**	**13**	**2**

AIDAN O'CONNELL'S 2026 GXG REGULAR-SEASON STATISTICS (RAIDERS)

			PASSING											RUSHING					
DATE	OPPONENT	P/S	ATT	CMP	YDS	PCT	Y/A	Y/C	TD	INT	LG	SK/YD	RATE	ATT	YDS	LG	TD	W/L	SCORE
09/13	Dolphins		ON INACTIVE LIST															W	27-13
09/20	at Chargers		ON INACTIVE LIST															W	26-14
09/27	at Saints		ON INACTIVE LIST															W	35-27
10/04	Chiefs		ON INACTIVE LIST															L	27-30
10/11	at Patriots		ON INACTIVE LIST															L	17-45
10/18	Bills		ON INACTIVE LIST															L	30-33
10/25	Rams		ON INACTIVE LIST															L	21-35
11/01	at Jets		ON INACTIVE LIST															W	38-33
11/08	at 49ers		ON INACTIVE LIST															L	17-38
11/15	Seahawks		DID NOT PLAY (NON-INJURY)															L	13-21
11/22	at Broncos		DID NOT PLAY (NON-INJURY)															L	24-38
2026 TOTALS		**0-0**	**0**	**0**	**0**	**0.0**	**0.0**	**0.0**	**0**	**0**	**0**	**0/0**	**0.0**	**0**	**0**	**0**	**0**	**4-7**	

AIDAN O'CONNELL'S 2025 GXG REGULAR-SEASON STATISTICS (RAIDERS)

			PASSING											RUSHING					
DATE	**OPPONENT**	**P/S**	**ATT**	**CMP**	**YDS**	**PCT**	**Y/A**	**Y/C**	**TD**	**INT**	**LG**	**SK/YD**	**RATE**	**ATT**	**YDS**	**LG**	**TD**	**W/L**	**SCORE**
09/07	at Patriots								INJURED RESERVE									W	20-13
09/15	Chargers								INJURED RESERVE									L	9-20
09/21	at Commanders								INJURED RESERVE									L	24-41
09/28	Bears								INJURED RESERVE									L	24-25
10/05	at Colts								INJURED RESERVE									L	6-40
10/12	Titans								INJURED RESERVE									W	20-10
10/19	at Chiefs								INJURED RESERVE									L	0-31
11/02	Jaguars								INJURED RESERVE									L	29-30+
11/06	at Broncos								INJURED RESERVE									L	7-10
11/17	Cowboys								INJURED RESERVE									L	16-33
11/23	Browns								ON INACTIVE LIST									L	10-24
11/30	at Chargers								ON INACTIVE LIST									L	14-31
12/07	Broncos								ON INACTIVE LIST									L	17-24
12/14	at Eagles								DID NOT PLAY									L	0-31
12/21	at Texans								ON INACTIVE LIST									L	21-23
12/28	Giants								ON INACTIVE LIST									L	10-34
01/04	Chiefs	P	22	10	102	45.5	4.6	10.2	0	0	23	1/5	59.3	1	7	7	0	W	14-12
2025 TOTALS		**1-0**	**22**	**10**	**102**	**45.5**	**4.6**	**10.2**	**0**	**0**	**23**	**1/5**	**59.3**	**1**	**7**	**7**	**0**	**3-14**	

+ - Overtime

AIDAN O'CONNELL'S 2024 GXG REGULAR-SEASON STATISTICS (RAIDERS)

			PASSING											RUSHING					
DATE	**OPPONENT**	**P/S**	**ATT**	**CMP**	**YDS**	**PCT**	**Y/A**	**Y/C**	**TD**	**INT**	**LG**	**SK/YD**	**RATE**	**ATT**	**YDS**	**LG**	**TD**	**W/L**	**SCORE**
09/08	at Chargers								DID NOT PLAY									L	10-22
09/15	at Ravens								DID NOT PLAY									W	26-23
09/22	Panthers	P	12	9	82	75.0	6.8	9.1	1	0	16	1/12	120.8	0	0	0	0	L	22-36
09/29	Browns								DID NOT PLAY									W	20-16
10/06	at Broncos	P	20	10	94	50.0	4.7	9.4	0	1	21	1/7	42.5	0	0	0	0	L	18-34
10/13	Steelers	S	40	27	227	67.5	5.7	8.4	1	1	30	1/9	79.9	0	0	0	0	L	13-32
10/20	at Rams	S	10	6	52	60.0	5.2	8.7	0	0	12	0/0	73.8	0	0	0	0	L	15-20
10/27	Chiefs								INJURED RESERVE									L	20-27
11/03	at Bengals								INJURED RESERVE									L	24-41
11/17	at Dolphins								INJURED RESERVE									L	19-34
11/24	Broncos								INJURED RESERVE									L	19-29
11/29	at Chiefs	S	35	23	340	65.7	9.7	14.8	2	0	58t	3/22	116.4	1	0	0	0	L	17-19
12/08	at Buccaneers	S	19	11	104	57.9	5.5	9.5	0	1	29	1/10	51.2	6	6	4	1	L	13-28
12/16	Falcons								ON INACTIVE LIST									L	9-15
12/22	Jaguars	S	38	24	257	63.2	6.8	10.7	0	0	32	2/12	82.9	7	12	13	0	W	19-14
12/29	at Saints	S	35	20	242	57.1	6.9	12.1	2	0	29	1/10	97.6	3	-1	1	0	W	25-10
01/05	Chargers	S	34	24	214	70.6	6.3	8.9	2	1	25t	0/0	94.5	4	13	9	0	L	20-34
2024 TOTALS		**9-7**	**243**	**154**	**1,612**	**63.4**	**6.6**	**10.5**	**8**	**4**	**58T**	**10/82**	**86.7**	**21**	**30**	**13**	**1**	**4-13**	

AIDAN O'CONNELL'S 2023 GXG REGULAR-SEASON STATISTICS (RAIDERS)

			PASSING											RUSHING					
DATE	**OPPONENT**	**P/S**	**ATT**	**CMP**	**YDS**	**PCT**	**Y/A**	**Y/C**	**TD**	**INT**	**LG**	**SK/YD**	**RATE**	**ATT**	**YDS**	**LG**	**TD**	**W/L**	**SCORE**
09/10	at Broncos		ON INACTIVE LIST															W	17-16
09/17	at Bills		ON INACTIVE LIST															L	10-38
09/24	Steelers		ON INACTIVE LIST															L	18-23
10/01	at Chargers	S	39	24	238	61.5	6.1	9.9	0	1	25	7/50	68.1	3	3	2	1	L	17-24
10/09	Packers		ON INACTIVE LIST															W	17-13
10/15	Patriots		ON INACTIVE LIST															W	21-17
10/22	at Bears	P	13	10	75	76.9	5.8	7.5	1	1	15	0/0	83.8	0	0	0	0	L	12-30
10/30	at Lions		DID NOT PLAY															L	14-26
11/05	Giants	S	25	16	209	64.0	8.4	13.1	0	0	50	0/0	90.2	0	0	0	0	W	30-6
11/12	Jets	S	27	16	153	59.3	5.7	9.6	1	1	42	3/27	72.0	2	3	3	0	W	16-12
11/19	at Dolphins	S	41	24	271	58.5	6.6	11.3	1	3	46t	2/11	56.0	1	3	3	0	L	13-20
11/26	Chiefs	S	33	23	248	69.7	7.5	10.8	1	0	33	1/13	101.6	0	0	0	0	L	17-31
12/10	Vikings	S	32	21	171	65.6	5.3	8.1	0	1	38	4/25	66.0	1	2	2	0	L	0-3
12/14	Chargers	S	34	20	248	58.8	7.3	12.4	4	0	30t	1/6	120.7	0	0	0	0	W	63-21
12/25	at Chiefs	S	21	9	62	42.9	3.0	6.9	0	0	21	2/14	50.3	4	-4	-1	0	W	20-14
12/31	at Colts	S	47	30	299	63.8	6.4	10.0	2	0	24	2/13	96.0	2	3	3	0	L	20-23
01/07	Broncos	S	31	20	244	64.5	7.9	12.2	2	0	47	2/14	110.1	4	1	2	0	W	27-14
2023 TOTALS		**11-10**	**343**	**213**	**2,218**	**62.1**	**6.5**	**10.4**	**12**	**7**	**50**	**24/173**	**83.9**	**17**	**11**	**3**	**1**	**8-9**	

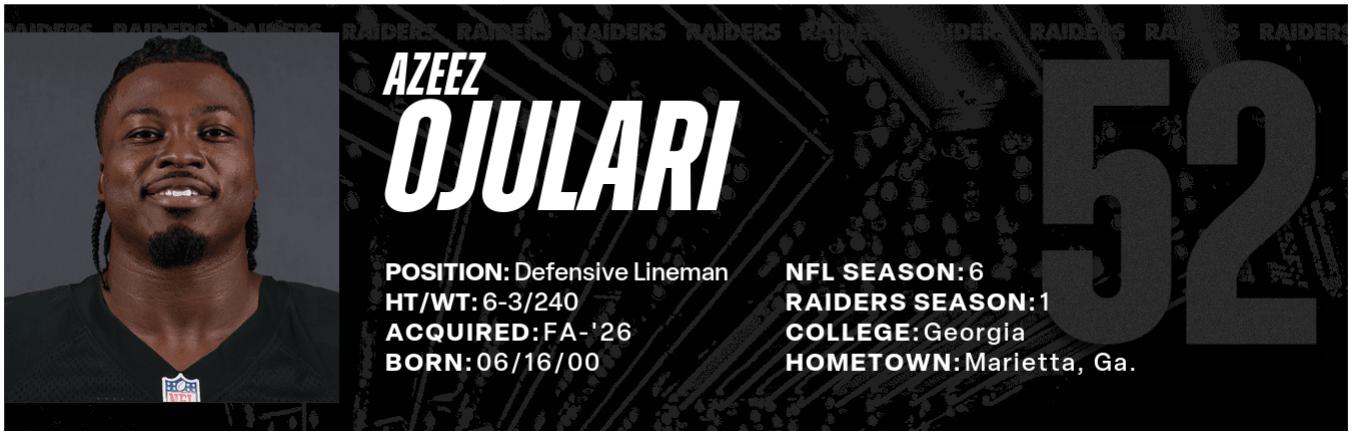

REGULAR SEASON COMPARISON: DEFENSIVE - CLEVELAND BROWNS

				TACKLES									MISC	
DATE	OPP	W/L	GP/GS	TOT	SOLO	ASST	SACK	YDS.	INT	TFL	PD	QBH	TD	FF	FR
9/22/24	NYG @ CLV	W	P	2	0	2	1.0	8.0	0	0	0	2	0	0	1
TOTALS		**1/0**	**1/0**	**2**	**0**	**2**	**1.0**	**8.0**	**0**	**0**	**0**	**2**	**0**	**0**	**1**

AZEEZ OJULARI'S NFL REGULAR SEASON DEFENSIVE STATISTICS

				TACKLES								INTERCEPTIONS					O. FUMB				ST					MISC	
DATE	TEAM	GP	GS	TK	S	A	TFL	YDS	SK	YDS	QBH	NO	YDS	LG	TD	PD	FF	FR	TD	YDS	TK	S	A	FF	FR	S	A
2021	Giants	17	13	49	29	20	8	44	8.0	53.0	13	0	0	0	0	2	1	0	0	0	0	0	0	0	0	0	0
2022	Giants	7	5	14	9	5	3	25	5.5	31.5	7	0	0	0	0	1	3	1	0	0	0	0	0	0	0	0	0
2023	Giants	11	7	16	9	7	3	15	2.5	11.0	7	0	0	0	0	0	0	1	0	0	0	0	0	0	0	0	0
2024	Giants	11	5	28	12	16	7	27	6.0	31.0	10	0	0	0	0	0	0	1	0	0	0	0	0	0	0	0	0
2025	Eagles	3	2	6	2	4	1	3	0.0	0.0	1	0	0	0	0	0	0	0	0	0	0	0	0	0	0	0	0
2026	Falcons	0	0	0	0	0	0	0	0.0	0.0	0	0	0	0	0	0	0	0	0	0	0	0	0	0	0	0	0
2026	Raiders	0	0	0	0	0	0	0	0.0	0.0	0	0	0	0	0	0	0	0	0	0	0	0	0	0	0	0	0
2026	TOTAL	0	0	0	0	0	0	0	0.0	0.0	0	0	0	0	0	0	0	0	0	0	0	0	0	0	0	0	0
NFL TOTALS		**49**	**32**	**113**	**61**	**52**	**22**	**114**	**22.0**	**126.5**	**38**	**0**	**0**	**0**	**0**	**3**	**4**	**3**	**0**	**0**	**0**	**0**	**0**	**0**	**0**	**0**	**0**

AZEEZ OJULARI'S NFL POSTSEASON DEFENSIVE STATISTICS

				TACKLES								INTERCEPTIONS					O. FUMB				ST					MISC	
DATE	TEAM	GP	GS	TK	S	A	TFL	YDS	SK	YDS	QBH	NO	YDS	LG	TD	PD	FF	FR	TD	YDS	TK	S	A	FF	FR	S	A
2022	Giants	2	1	2	1	1	1	0	0.0	0.0	1	0	0	0	0	0	0	0	0	0	0	0	0	0	0	0	0
2025	Eagles	0	0	0	0	0	0	0	0.0	0.0	0	0	0	0	0	0	0	0	0	0	0	0	0	0	0	0	0
NFL TOTALS		**2**	**1**	**2**	**1**	**1**	**1**	**0**	**0.0**	**0.0**	**1**	**0**	**0**	**0**	**0**	**0**	**0**	**0**	**0**	**0**	**0**	**0**	**0**	**0**	**0**	**0**	**0**

AZEEZ OJULARI'S 2026 GXG REGULAR-SEASON STATISTICS (RAIDERS)

			TACKLES								INTERCEPTIONS					O. FUMB				ST					MISC			
DATE	OPPONENT	P/S	TK	S	A	SK	YDS	TFL	YDS	QBH	NO	YDS	LG	TD	PD	FF	FR	TD	YDS	TK	S	A	FF	FR	S	A	W/L	SCORE
11/22	at Broncos		PRACTICE SQUAD																								L	24-38
2026 TOTALS			**0**	**0**	**0**	**0.0**	**0.0**	**0**	**0**	**0**	**0**	**0**	**0**	**0**	**0**	**0**	**0**	**0**	**0**	**0**	**0**	**0**	**0**	**0**	**0**	**0**	**0-1**	

AZEEZ OJULARI'S 2025 GXG REGULAR-SEASON STATISTICS (EAGLES)

			TACKLES								INTERCEPTIONS					O. FUMB				ST					MISC			
DATE	OPPONENT	P/S	TK	S	A	SK	YDS	TFL	YDS	QBH	NO	YDS	LG	TD	PD	FF	FR	TD	YDS	TK	S	A	FF	FR	S	A	W/L	SCORE
09/04	Cowboys		INACTIVE																								W	24-20
09/14	at Chiefs		ON INACTIVE LIST																								W	20-17
09/21	Rams		ON INACTIVE LIST																								W	33-26
09/28	at Buccaneers		ON INACTIVE LIST																								W	31-25
10/05	Broncos	P	3	1	2	0.0	0.0	1	3	1	0	0	0	0	0	0	0	0	0	0	0	0	0	0	0	0	L	17-21
10/09	at Giants	S	3	1	2	0.0	0.0	0	0	0	0	0	0	0	0	0	0	0	0	0	0	0	0	0	0	0	L	17-34
10/19	at Vikings	S	0	0	0	0.0	0.0	0	0	0	0	0	0	0	0	0	0	0	0	0	0	0	0	0	0	0	W	28-22
10/26	Giants		ON INACTIVE LIST																								W	38-20
11/10	at Packers		DID NOT PLAY																								W	10-7
11/16	Lions		DID NOT PLAY																								W	16-9
11/23	at Cowboys		DID NOT PLAY																								L	21-24
11/28	Bears		DID NOT PLAY																								L	15-24
12/08	at Chargers		DID NOT PLAY																								L	19-22+
12/14	Raiders		DID NOT PLAY																								W	31-0
12/20	at Commanders		DID NOT PLAY																								W	29-18
12/28	at Bills		DID NOT PLAY																								W	13-12
01/04	Commanders		DID NOT PLAY																								L	17-24
2025 TOTALS		**3-2**	**6**	**2**	**4**	**0.0**	**0.0**	**1**	**3**	**1**	**0**	**0**	**0**	**0**	**0**	**0**	**0**	**0**	**0**	**0**	**0**	**0**	**0**	**0**	**0**	**0**	**11-6**	

+ - Overtime

AZEEZ OJULARI'S 2024 GXG REGULAR-SEASON STATISTICS (GIANTS)

			TACKLES								INTERCEPTIONS					O. FUMB				ST					MISC			
DATE	OPPONENT	P/S	TK	S	A	SK	YDS	TFL	YDS	QBH	NO	YDS	LG	TD	PD	FF	FR	TD	YDS	TK	S	A	FF	FR	S	A	W/L	SCORE
09/08	Vikings	P	1	1	0	0.0	0.0	0	0	0	0	0	0	0	0	0	0	0	0	0	0	0	0	0	0	0	L	6-28
09/15	at Commanders	P	3	1	2	0.0	0.0	1	3	0	0	0	0	0	0	0	0	0	0	0	0	0	0	0	0	0	L	18-21
09/22	at Browns	P	2	0	2	1.0	8.0	0	0	2	0	0	0	0	0	0	1	0	0	0	0	0	0	0	0	0	W	21-15
09/26	Cowboys	P	3	2	1	0.0	0.0	0	0	0	0	0	0	0	0	0	0	0	0	0	0	0	0	0	0	0	L	15-20
10/06	at Seahawks	P	1	1	0	0.0	0.0	0	0	0	0	0	0	0	0	0	0	0	0	0	0	0	0	0	0	0	W	29-20
10/13	Bengals	S	4	2	2	2.0	9.0	2	9	2	0	0	0	0	0	0	0	0	0	0	0	0	0	0	0	0	L	7-17
10/20	Eagles	S	3	1	2	1.0	5.0	1	5	1	0	0	0	0	0	0	0	0	0	0	0	0	0	0	0	0	L	3-28
10/28	at Steelers	S	7	3	4	2.0	9.0	2	9	2	0	0	0	0	0	0	0	0	0	0	0	0	0	0	0	0	L	18-26
11/03	Commanders	S	2	1	1	0.0	0.0	1	1	2	0	0	0	0	0	0	0	0	0	0	0	0	0	0	0	0	L	22-27
11/10	at Panthers	S	2	0	2	0.0	0.0	0	0	1	0	0	0	0	0	0	0	0	0	0	0	0	0	0	0	0	L	17-20+
11/24	Buccaneers	P	0	0	0	0.0	0.0	0	0	0	0	0	0	0	0	0	0	0	0	0	0	0	0	0	0	0	L	7-30
11/28	at Cowboys		INJURED RESERVE																								L	20-27
12/08	Saints		INJURED RESERVE																								L	11-14
12/15	Ravens		INJURED RESERVE																								L	14-35
12/22	at Falcons		INJURED RESERVE																								L	7-34
12/29	Colts		INJURED RESERVE																								W	45-33
01/05	at Eagles		INJURED RESERVE																								L	13-20
2024 TOTALS		**11-5**	**28**	**12**	**16**	**6.0**	**31.0**	**7**	**27**	**10**	**0**	**0**	**0**	**0**	**0**	**0**	**1**	**0**	**0**	**0**	**0**	**0**	**0**	**0**	**0**	**0**	**3-14**	

+ - Overtime

AZEEZ OJULARI'S 2023 GXG REGULAR-SEASON STATISTICS (GIANTS)

			TACKLES								INTERCEPTIONS					O. FUMB				ST					MISC			
DATE	OPPONENT	P/S	TK	S	A	SK	YDS	TFL	YDS	QBH	NO	YDS	LG	TD	PD	FF	FR	TD	YDS	TK	S	A	FF	FR	S	A	W/L	SCORE
09/10	Cowboys	S	1	0	1	0.0	0.0	0	0	0	0	0	0	0	0	0	0	0	0	0	0	0	0	0	0	0	L	0-40
09/17	at Cardinals												INACTIVE														W	31-28
09/21	at 49ers												INACTIVE														L	12-30
10/02	Seahawks	S	1	1	0	0.0	0.0	0	0	0	0	0	0	0	0	0	0	0	0	0	0	0	0	0	0	0	L	3-24
10/08	at Dolphins	S	0	0	0	0.0	0.0	0	0	0	0	0	0	0	0	0	0	0	0	0	0	0	0	0	0	0	L	16-31
10/15	at Bills												INJURED RESERVE														L	9-14
10/22	Commanders												INJURED RESERVE														W	14-7
10/29	Jets												INJURED RESERVE														L	10-13+
11/05	at Raiders												INJURED RESERVE														L	6-30
11/12	at Cowboys	P	1	0	1	0.0	0.0	0	0	0	0	0	0	0	0	0	0	0	0	0	0	0	0	0	0	0	L	17-49
11/19	at Commanders	P	0	0	0	0.0	0.0	0	0	0	0	0	0	0	0	0	0	0	0	0	0	0	0	0	0	0	W	31-19
11/26	Patriots	P	1	0	1	0.0	0.0	0	0	1	0	0	0	0	0	0	0	0	0	0	0	0	0	0	0	0	W	10-7
12/11	Packers	S	4	1	3	0.5	5.0	1	5	3	0	0	0	0	0	0	0	0	0	0	0	0	0	0	0	0	W	24-22
12/17	at Saints	S	3	2	1	0.0	0.0	0	0	0	0	0	0	0	0	0	0	0	0	0	0	0	0	0	0	0	L	6-24
12/25	at Eagles	P	1	1	0	0.0	0.0	1	4	0	0	0	0	0	0	0	0	0	0	0	0	0	0	0	0	0	L	25-33
12/31	Rams	S	0	0	0	0.0	0.0	0	0	2	0	0	0	0	0	0	0	0	0	0	0	0	0	0	0	0	L	25-26
01/07	Eagles	S	4	4	0	2.0	6.0	1	6	1	0	0	0	0	0	0	1	0	0	0	0	0	0	0	0	0	W	27-10
2023 TOTALS		**11-7**	**16**	**9**	**7**	**2.5**	**11.0**	**3**	**15**	**7**	**0**	**0**	**0**	**0**	**0**	**0**	**1**	**0**	**0**	**0**	**0**	**0**	**0**	**0**	**0**	**0**	**6-11**	

+ - Overtime

AZEEZ OJULARI'S 2022 GXG REGULAR-SEASON STATISTICS (GIANTS)

			TACKLES								INTERCEPTIONS					O. FUMB				ST					MISC			
DATE	OPPONENT	P/S	TK	S	A	SK	YDS	TFL	YDS	QBH	NO	YDS	LG	TD	PD	FF	FR	TD	YDS	TK	S	A	FF	FR	S	A	W/L	SCORE
09/11	at Titans												ON INACTIVE LIST														W	21-20
09/18	Panthers												ON INACTIVE LIST														W	19-16
09/26	Cowboys	S	1	0	1	0.0	0.0	0	0	0	0	0	0	0	0	0	0	0	0	0	0	0	0	0	0	0	L	16-23
10/02	Bears	S	2	2	0	1.0	0.0	0	0	0	0	0	0	0	0	1	0	0	0	0	0	0	0	0	0	0	W	20-12
10/09	at Packers												ON INACTIVE LIST														W	27-22
10/16	Ravens												ON INACTIVE LIST														W	24-20
10/23	at Jaguars												INJURED RESERVE														W	23-17
10/30	at Seahawks												INJURED RESERVE														L	13-27
11/13	Texans												INJURED RESERVE														W	24-16
11/20	Lions												INJURED RESERVE														L	18-31
11/24	at Cowboys												INJURED RESERVE														L	20-28
12/04	Commanders	P	1	1	0	1.0	2.0	0	0	2	0	0	0	0	1	1	1	0	0	0	0	0	0	0	0	0	T	20-20
12/11	Eagles	S	4	3	1	2.0	19.0	2	19	2	0	0	0	0	0	0	0	0	0	0	0	0	0	0	0	0	L	22-48
12/18	at Commanders	S	4	2	2	0.5	4.5	0	0	2	0	0	0	0	0	1	0	0	0	0	0	0	0	0	0	0	W	20-12
12/24	at Vikings	S	2	1	1	1.0	6.0	1	6	1	0	0	0	0	0	0	0	0	0	0	0	0	0	0	0	0	L	24-27
01/01	Colts	P	0	0	0	0.0	0.0	0	0	0	0	0	0	0	0	0	0	0	0	0	0	0	0	0	0	0	W	38-10
01/08	at Eagles												ON INACTIVE LIST														L	16-22
2022 TOTALS		**7-5**	**14**	**9**	**5**	**5.5**	**31.5**	**3**	**25**	**7**	**0**	**0**	**0**	**0**	**1**	**3**	**1**	**0**	**0**	**0**	**0**	**0**	**0**	**0**	**0**	**0**	**9-7-1**	

AZEEZ OJULARI'S 2021 GXG REGULAR-SEASON STATISTICS (GIANTS)

			TACKLES								INTERCEPTIONS					O. FUMB				ST					MISC			
DATE	OPPONENT	P/S	TK	S	A	SK	YDS	TFL	YDS	QBH	NO	YDS	LG	TD	PD	FF	FR	TD	YDS	TK	S	A	FF	FR	S	A	W/L	SCORE
09/12	Broncos	P	3	2	1	1.0	3.0	1	3	1	0	0	0	0	0	0	0	0	0	0	0	0	0	0	0	0	L	13-27
09/16	at Football Team	S	1	1	0	1.0	16.0	1	16	1	0	0	0	0	0	0	0	0	0	0	0	0	0	0	0	0	L	29-30
09/26	Falcons	P	3	1	2	1.0	4.0	0	0	1	0	0	0	0	0	1	0	0	0	0	0	0	0	0	0	0	L	14-17
10/03	at Saints	P	4	1	3	0.0	0.0	0	0	0	0	0	0	0	0	0	0	0	0	0	0	0	0	0	0	0	W	27-21+
10/10	at Cowboys	S	3	3	0	0.0	0.0	0	0	0	0	0	0	0	0	0	0	0	0	0	0	0	0	0	0	0	L	20-44
10/17	Rams	S	2	1	1	0.0	0.0	0	0	0	0	0	0	0	0	0	0	0	0	0	0	0	0	0	0	0	L	11-38
10/24	Panthers	S	5	3	2	2.5	14.0	3	14	4	0	0	0	0	0	0	0	0	0	0	0	0	0	0	0	0	W	25-3
11/01	at Chiefs	S	2	2	0	0.0	0.0	1	1	0	0	0	0	0	0	0	0	0	0	0	0	0	0	0	0	0	L	17-20
11/07	Raiders	S	2	1	1	0.0	0.0	0	0	0	0	0	0	0	1	0	0	0	0	0	0	0	0	0	0	0	W	23-16
11/22	at Buccaneers	S	2	2	0	0.0	0.0	0	0	0	0	0	0	0	0	0	0	0	0	0	0	0	0	0	0	0	L	10-30
11/28	Eagles	S	5	2	3	0.0	0.0	0	0	0	0	0	0	0	0	0	0	0	0	0	0	0	0	0	0	0	W	13-7
12/05	at Dolphins	S	4	3	1	1.0	9.0	1	9	1	0	0	0	0	0	0	0	0	0	0	0	0	0	0	0	0	L	9-20
12/12	at Chargers	P	2	2	0	1.0	1.0	1	1	2	0	0	0	0	0	0	0	0	0	0	0	0	0	0	0	0	L	21-37
12/19	Cowboys	S	4	2	2	0.5	6.0	0	0	1	0	0	0	0	0	0	0	0	0	0	0	0	0	0	0	0	L	6-21
12/26	at Eagles	S	3	2	1	0.0	0.0	0	0	0	0	0	0	0	0	0	0	0	0	0	0	0	0	0	0	0	L	10-34
01/02	at Bears	S	1	0	1	0.0	0.0	0	0	0	0	0	0	0	1	0	0	0	0	0	0	0	0	0	0	0	L	3-29
01/09	Football Team	S	3	1	2	0.0	0.0	0	0	2	0	0	0	0	0	0	0	0	0	0	0	0	0	0	0	0	L	7-22
2021 TOTALS		**17-13**	**49**	**29**	**20**	**8.0**	**53.0**	**8**	**44**	**13**	**0**	**0**	**0**	**0**	**2**	**1**	**0**	**0**	**0**	**0**	**0**	**0**	**0**	**0**	**0**	**0**	**4-13**	

+ - Overtime

AZEEZ OJULARI'S 2025 GXG POSTSEASON STATISTICS (EAGLES)

			TACKLES								INTERCEPTIONS					O. FUMB				ST					MISC			
DATE	OPPONENT	P/S	TK	S	A	SK	YDS	TFL	YDS	QBH	NO	YDS	LG	TD	PD	FF	FR	TD	YDS	TK	S	A	FF	FR	S	A	W/L	SCORE
01/11	49ers		DID NOT PLAY																								L	19-23
2025 TOTALS			**0**	**0**	**0**	**0.0**	**0.0**	**0**	**0**	**0**	**0**	**0**	**0**	**0**	**0**	**0**	**0**	**0**	**0**	**0**	**0**	**0**	**0**	**0**	**0**	**0**	**0-1**	

AZEEZ OJULARI'S 2022 GXG POSTSEASON STATISTICS (GIANTS)

			TACKLES								INTERCEPTIONS					O. FUMB				ST					MISC			
DATE	OPPONENT	P/S	TK	S	A	SK	YDS	TFL	YDS	QBH	NO	YDS	LG	TD	PD	FF	FR	TD	YDS	TK	S	A	FF	FR	S	A	W/L	SCORE
01/15	at Vikings	S	1	1	0	0.0	0.0	1	0	1	0	0	0	0	0	0	0	0	0	0	0	0	0	0	0	0	W	31-24
01/21	at Eagles	P	1	0	1	0.0	0.0	0	0	0	0	0	0	0	0	0	0	0	0	0	0	0	0	0	0	0	L	7-38
2022 TOTALS		**2-1**	**2**	**1**	**1**	**0.0**	**0.0**	**1**	**0**	**1**	**0**	**0**	**0**	**0**	**0**	**0**	**0**	**0**	**0**	**0**	**0**	**0**	**0**	**0**	**0**	**0**	**1-1**	



TRANSACTIONS: *Signed by San Francisco 49ers as an undrafted free agent, May 13, 2022…Waived by 49ers, Aug. 30, 2022…Signed by Indianapolis Colts to practice squad, Sept. 1, 2022…Signed by Colts to a Reserve/Future contract, Jan. 9, 2023…Signed by Las Vegas Raiders as an unrestricted free agent, March 16, 2026.*

AT A GLANCE
- Has played in 51 career games with two starts and recorded 20 tackles (14 solo), one interception, one pass defensed, one forced fumble and two fumble recoveries on defense, while adding 30 tackles (21), one forced fumble and two blocked punts on special teams.
- In 2025, appeared in all 17 games primarily on special teams and recorded 11 special teams tackles, one forced fumble and one blocked punt.
- In 2023, played in 15 games with two starts and logged 17 tackles (13), one interception, one pass defensed and one fumble recovery on defense and nine tackles on special teams.
- Finished collegiate career at San Diego State (2020-21), where he appeared in 21 games with seven starts and recorded 68 tackles (34), 4.0 tackles for loss, 2.0 sacks, two passes defensed, one interception returned for a touchdown and two forced fumbles.

CAREER: Veteran linebacker enters his fourth season in the NFL and first season with the Silver and Black…Has played in 51 career games with two starts and recorded 20 tackles (14 solo), one interception, one pass defensed, one forced fumbles and two fumble recoveries on defense, while adding 30 tackles (21), one forced fumble and two blocked punts on special teams…In 2025, appeared in all 17 games primarily on special teams and recorded 11 special teams tackles, one forced fumble and one blocked punt…In 2024, played in all 17 games and finished with three tackles (one), one forced fumble and one fumble recovery on defense and nine tackles and one blocked punt on special teams...In 2023, played in 15 games with two starts and logged 17 tackles (13), one interception, one pass defensed and one fumble recovery on defense and nine tackles on special teams…As a rookie in 2022, spent a majority of the season on the practice squad and was elevated to active roster for two games on special teams.

2026: (9/13) vs. Mia.: Tied for team lead on special teams with three tackles...**(9/20) at LAC:** Posted one special teams tackle...**(9/27) at NO:** Recorded one tackle on special teams...**(10/4) vs. KC:** Finished with two special teams tackles...**(10/11) at NE:** Played on special teams...**(10/18) vs. Buf.:** Saw action on special teams...**(10/25) vs. LAR:** Posted one special teams tackle...**(11/1) at NYJ:** Saw action on special teams...**(11/8) at SF:** Played on special teams...**(11/15) vs. Sea.:** Recorded one tackle on special teams...**(11/22) at Den.:** Posted one special teams tackle.

2025 (with Ind.): Appeared in all 17 games primarily on special teams and recorded 11 special teams tackles, one forced fumble and one blocked punt…**(9/7) vs. Mia.:** Logged one tackle on special teams…**(9/14) vs. Den.:** Recorded one tackle on special teams…**(9/21) at Ten.:** Finished with one tackle on special teams…**(9/28) at LAR:** Recorded one tackle on special teams…**(10/5) vs. LV:** Finished with two tackles and one blocked punt on special teams…**(10/12) vs. Ari.:** Saw action on special teams…**(10/19) at LAC:** Appeared on special teams…**(10/26) vs. Ten.:** Appeared on defense and special teams…**(11/2) at Pit.:** Registered one tackle on special teams…**(11/9) vs. Atl.:** Logged one tackle on special teams…**(11/23) at KC:** Saw action on special teams…**(11/30) vs. Hou.:** Played on special teams…**(12/7) at Jax.:** Logged one tackle and one forced fumble on special teams…**(12/14) at Sea.:** Saw action on special teams…**(12/22) vs. SF:** Finished with one tackle on special teams…**(12/28) vs. Jax.:** Registered one tackle on special teams…**(1/4/26) at Hou.:** Appeared on special teams.

2024 (with Ind.): Played in all 17 games and finished with three tackles (one solo), one forced fumble and one fumble recovery on defense and nine tackles and one blocked punt on special teams…**(9/8) vs. Hou.:** Recorded a blocked punt on special teams…**(9/15) at GB:** Appeared on special teams…**(9/22) vs. Chi.:** Saw action on special teams…**(9/29) vs. Pit.:** Played on special teams…**(10/6) at Jax.:** Registered one tackle on special teams…**(10/13) at Ten.:** Saw action on special teams…**(10/20) vs. Mia.:** Saw increased playing time on defense and tallied three tackles (one), one forced fumble and one fumble recovery, while also adding two tackles on special teams…**(10/27) at Hou.:** Finished with two tackles on special teams…**(11/3) at Min.:** Saw action on special teams…**(11/10) vs. Buf.:** Appeared on special teams…**(11/17) at NYJ:** Logged one tackle on special teams…**(11/24) vs. Det.:** Saw action on special teams…**(12/1) at NE:** Posted one tackle on special teams…**(12/15) at Den.:** Played on special teams…**(12/22) vs. Ten.:** Recorded two tackles on special teams…**(12/29) at NYG:** Saw action on special teams…**(1/5/25) vs. Jax.:** Played on special teams.

2023 (with Ind.): Played in 15 games with two starts and logged 17 tackles (13 solo), one interception, one pass defensed and one fumble recovery on defense and nine tackles on special teams…**(9/10) vs. Jax.:** Saw action on special teams…**(9/17) at Hou.:** Logged one tackle on special teams…**(9/24) at Bal.:** Appeared on special teams…**(10/1) vs. LAR:** Finished with three tackles (one) on defense and one tackle on special teams…**(10/8) vs. Ten.:** Saw action on special teams…**(10/15) at Jax.:** Played on special teams…**(10/22) vs. Cle.:** Appeared on special teams…**(10/29) vs. NO:** Logged one tackle on defense and one tackle on special teams…**(11/5) at Car.:** Made first career start on defense and recorded five tackles (four), one pass defensed and his first career interception, while adding one tackle on special teams…**(11/12) at NE:** Saw action on special teams…**(11/26) vs. TB:** Appeared on special teams…**(12/3) at Ten.:** Recorded one fumble recovery on defense and two tackles on special teams…**(12/10) at Cin.:** Played on special teams…**(12/16) vs. Pit.:** Inactive…**(12/24) at Atl.:** Inactive…**(12/31) vs. LV:** Finished with two tackles on defense and one tackle on special teams…**(1/6/24) vs. Hou.:** Started on defense and recorded a career-high six tackles and added two tackles on special teams.

2022 (with Ind.): As a rookie, spent a majority of the season on the practice squad and was elevated to active roster for two games

on special teams…**(12/26) vs. LAC:** Appeared on special teams…**(1/1/23) at NYG:** Recorded one tackle on special teams.

COLLEGE: Appeared in 21 games with seven starts at San Diego State (2020-21) and recorded 68 tackles (34 solo), 4.0 tackles for loss, 2.0 sacks, two passes defensed, one interception returned for a touchdown and two forced fumbles…Also competed at Harding University (2019), Saddlebrook College (2018) and College of Idaho (2017)…In 2021, was a Burlsworth Trophy nominee after playing in 14 games with seven starts and finishing with 53 tackles (29), 3.5 tackles for loss, 2.0 sacks and one pass defensed…In 2020, appeared in seven games and recorded 15 tackles (five), 0.5 tackles for loss, one pass defensed and one interception returned 71 yards for a touchdown…At Harding University in 2019, played in all 12 games and logged 23 tackles (12), 6.5 tackles for loss, 5.5 sacks, one forced fumble and one fumble recovery…At Saddleback College in 2018, led the team with 54 tackles, while adding 5.5 tackles for loss, 2.0 sacks, one pass defensed and one interception…At College of Idaho in 2017, ranked second on the team with 85 tackles (48), while recording 1.5 tackles for loss, 0.5 sacks, 10 passes defensed, one forced fumble and one blocked kick.

PERSONAL: Attended Centennial High School in Corona, Calif., where he was an all-league selection and scholar athlete…As a senior, played in eight games and recorded 38 tackles, one interception and one pass defensed…Also set numerous records on the track.

ADDITIONAL STATISTICS: Special teams tackles – 1 in 2022, 9 in 2023, 9 in 2024, 11 in 2025. NFL Totals: 30.

SINGLE-GAME HIGHS: TACKLES: Total – 6, 1/6/24 vs. Hou. Solo – 6, 1/6/24 vs. Hou. Passes Defensed – 1, 11/5/23 at Car. Interceptions – 1, 11/5/23 at Car. Forced Fumbles – 1, two times; last: 12/7/25 at Jax. Fumble Recoveries – two times; last: 10/20/24 vs. Mia.

SEGUN OLUBI'S NFL REGULAR SEASON DEFENSIVE STATISTICS

				TACKLES								INTERCEPTIONS					O. FUMB				ST					MISC	
DATE	TEAM	GP	GS	TK	S	A	TFL	YDS	SK	YDS	QBH	NO	YDS	LG	TD	PD	FF	FR	TD	YDS	TK	S	A	FF	FR	S	A
2022	49ers	0	0	0	0	0	0	0	0.0	0.0	0	0	0	0	0	0	0	0	0	0	0	0	0	0	0	0	0
2022	Colts	2	0	0	0	0	0	0	0.0	0.0	0	0	0	0	0	0	0	0	0	0	1	0	1	0	0	0	0
2022	TOTAL	2	0	0	0	0	0	0	0.0	0.0	0	0	0	0	0	0	0	0	0	0	1	0	1	0	0	0	0
2023	Colts	15	2	17	13	4	0	0	0.0	0.0	0	1	0	0	0	1	0	1	0	6	9	7	2	0	0	0	0
2024	Colts	17	0	3	1	2	0	0	0.0	0.0	0	0	0	0	0	0	1	1	0	18	9	5	4	0	0	0	0
2025	Colts	17	0	0	0	0	0	0	0.0	0.0	0	0	0	0	0	0	0	0	0	0	11	9	2	1	0	0	0
2026	Raiders	11	0	0	0	0	0	0	0.0	0.0	0	0	0	0	0	0	0	0	0	0	10	6	4	0	0	0	0
NFL TOTALS		**62**	**2**	**20**	**14**	**6**	**0**	**0**	**0.0**	**0.0**	**0**	**1**	**0**	**0**	**0**	**1**	**1**	**2**	**0**	**24**	**40**	**27**	**13**	**1**	**0**	**0**	**0**

SEGUN OLUBI'S 2026 GXG REGULAR-SEASON STATISTICS (RAIDERS)

			TACKLES								INTERCEPTIONS					O. FUMB				ST					MISC			
DATE	OPPONENT	P/S	TK	S	A	SK	YDS	TFL	YDS	QBH	NO	YDS	LG	TD	PD	FF	FR	TD	YDS	TK	S	A	FF	FR	S	A	W/L	SCORE
09/13	Dolphins	P	0	0	0	0.0	0.0	0	0	0	0	0	0	0	0	0	0	0	0	3	0	3	0	0	0	0	W	27-13
09/20	at Chargers	P	0	0	0	0.0	0.0	0	0	0	0	0	0	0	0	0	0	0	0	1	1	0	0	0	0	0	W	26-14
09/27	at Saints	P	0	0	0	0.0	0.0	0	0	0	0	0	0	0	0	0	0	0	0	1	0	1	0	0	0	0	W	35-27
10/04	Chiefs	P	0	0	0	0.0	0.0	0	0	0	0	0	0	0	0	0	0	0	0	2	2	0	0	0	0	0	L	27-30
10/11	at Patriots	P	0	0	0	0.0	0.0	0	0	0	0	0	0	0	0	0	0	0	0	0	0	0	0	0	0	0	L	17-45
10/18	Bills	P	0	0	0	0.0	0.0	0	0	0	0	0	0	0	0	0	0	0	0	0	0	0	0	0	0	0	L	30-33
10/25	Rams	P	0	0	0	0.0	0.0	0	0	0	0	0	0	0	0	0	0	0	0	1	1	0	0	0	0	0	L	21-35
11/01	at Jets	P	0	0	0	0.0	0.0	0	0	0	0	0	0	0	0	0	0	0	0	0	0	0	0	0	0	0	W	38-33
11/08	at 49ers	P	0	0	0	0.0	0.0	0	0	0	0	0	0	0	0	0	0	0	0	0	0	0	0	0	0	0	L	17-38
11/15	Seahawks	P	0	0	0	0.0	0.0	0	0	0	0	0	0	0	0	0	0	0	0	1	1	0	0	0	0	0	L	13-21
11/22	at Broncos	P	0	0	0	0.0	0.0	0	0	0	0	0	0	0	0	0	0	0	0	1	1	0	0	0	0	0	L	24-38
2026 TOTALS		**11-0**	**0**	**0**	**0**	**0.0**	**0.0**	**0**	**0**	**0**	**0**	**0**	**0**	**0**	**0**	**0**	**0**	**0**	**0**	**10**	**6**	**4**	**0**	**0**	**0**	**0**	**4-7**	

SEGUN OLUBI'S 2025 GXG REGULAR-SEASON STATISTICS (COLTS)

			TACKLES								INTERCEPTIONS					O. FUMB				ST					MISC			
DATE	OPPONENT	P/S	TK	S	A	SK	YDS	TFL	YDS	QBH	NO	YDS	LG	TD	PD	FF	FR	TD	YDS	TK	S	A	FF	FR	S	A	W/L	SCORE
09/07	Dolphins	P	0	0	0	0.0	0.0	0	0	0	0	0	0	0	0	0	0	0	0	1	1	0	0	0	0	0	W	33-8
09/14	Broncos	P	0	0	0	0.0	0.0	0	0	0	0	0	0	0	0	0	0	0	0	1	0	1	0	0	0	0	W	29-28
09/21	at Titans	P	0	0	0	0.0	0.0	0	0	0	0	0	0	0	0	0	0	0	0	1	1	0	0	0	0	0	W	41-20
09/28	at Rams	P	0	0	0	0.0	0.0	0	0	0	0	0	0	0	0	0	0	0	0	1	1	0	0	0	0	0	L	20-27
10/05	Raiders	P	0	0	0	0.0	0.0	0	0	0	0	0	0	0	0	0	0	0	0	2	2	0	0	0	0	0	W	40-6
10/12	Cardinals	P	0	0	0	0.0	0.0	0	0	0	0	0	0	0	0	0	0	0	0	0	0	0	0	0	0	0	W	31-27
10/19	at Chargers	P	0	0	0	0.0	0.0	0	0	0	0	0	0	0	0	0	0	0	0	0	0	0	0	0	0	0	W	38-24
10/26	Titans	P	0	0	0	0.0	0.0	0	0	0	0	0	0	0	0	0	0	0	0	0	0	0	0	0	0	0	W	38-14
11/02	at Steelers	P	0	0	0	0.0	0.0	0	0	0	0	0	0	0	0	0	0	0	0	1	1	0	0	0	0	0	L	20-27
11/09	Falcons	P	0	0	0	0.0	0.0	0	0	0	0	0	0	0	0	0	0	0	0	1	1	0	0	0	0	0	W	31-25+
11/23	at Chiefs	P	0	0	0	0.0	0.0	0	0	0	0	0	0	0	0	0	0	0	0	0	0	0	0	0	0	0	L	20-23+
11/30	Texans	P	0	0	0	0.0	0.0	0	0	0	0	0	0	0	0	0	0	0	0	0	0	0	0	0	0	0	L	16-20
12/07	at Jaguars	P	0	0	0	0.0	0.0	0	0	0	0	0	0	0	0	0	0	0	0	1	0	1	1	0	0	0	L	19-36
12/14	at Seahawks	P	0	0	0	0.0	0.0	0	0	0	0	0	0	0	0	0	0	0	0	0	0	0	0	0	0	0	L	16-18
12/22	49ers	P	0	0	0	0.0	0.0	0	0	0	0	0	0	0	0	0	0	0	0	1	1	0	0	0	0	0	L	27-48
12/28	Jaguars	P	0	0	0	0.0	0.0	0	0	0	0	0	0	0	0	0	0	0	0	1	1	0	0	0	0	0	L	17-23
01/04	at Texans	P	0	0	0	0.0	0.0	0	0	0	0	0	0	0	0	0	0	0	0	0	0	0	0	0	0	0	L	30-38
2025 TOTALS		**17-0**	**0**	**0**	**0**	**0.0**	**0.0**	**0**	**0**	**0**	**0**	**0**	**0**	**0**	**0**	**0**	**0**	**0**	**0**	**11**	**9**	**2**	**1**	**0**	**0**	**0**	**8-9**	

+ - Overtime

SEGUN OLUBI'S 2024 GXG REGULAR-SEASON STATISTICS (COLTS)

			TACKLES								INTERCEPTIONS					O. FUMB				ST					MISC			
DATE	OPPONENT	P/S	TK	S	A	SK	YDS	TFL	YDS	QBH	NO	YDS	LG	TD	PD	FF	FR	TD	YDS	TK	S	A	FF	FR	S	A	W/L	SCORE
09/08	Texans	P	0	0	0	0.0	0.0	0	0	0	0	0	0	0	0	0	0	0	0	0	0	0	0	0	0	0	L	27-29
09/15	at Packers	P	0	0	0	0.0	0.0	0	0	0	0	0	0	0	0	0	0	0	0	0	0	0	0	0	0	0	L	10-16
09/22	Bears	P	0	0	0	0.0	0.0	0	0	0	0	0	0	0	0	0	0	0	0	0	0	0	0	0	0	0	W	21-16
09/29	Steelers	P	0	0	0	0.0	0.0	0	0	0	0	0	0	0	0	0	0	0	0	0	0	0	0	0	0	0	W	27-24
10/06	at Jaguars	P	0	0	0	0.0	0.0	0	0	0	0	0	0	0	0	0	0	0	0	1	0	1	0	0	0	0	L	34-37
10/13	at Titans	P	0	0	0	0.0	0.0	0	0	0	0	0	0	0	0	0	0	0	0	0	0	0	0	0	0	0	W	20-17
10/20	Dolphins	P	3	1	2	0.0	0.0	0	0	0	0	0	0	0	0	1	1	0	18	2	1	1	0	0	0	0	W	16-10
10/27	at Texans	P	0	0	0	0.0	0.0	0	0	0	0	0	0	0	0	0	0	0	0	2	2	0	0	0	0	0	L	20-23
11/03	at Vikings	P	0	0	0	0.0	0.0	0	0	0	0	0	0	0	0	0	0	0	0	0	0	0	0	0	0	0	L	13-21
11/10	Bills	P	0	0	0	0.0	0.0	0	0	0	0	0	0	0	0	0	0	0	0	0	0	0	0	0	0	0	L	20-30
11/17	at Jets	P	0	0	0	0.0	0.0	0	0	0	0	0	0	0	0	0	0	0	0	1	0	1	0	0	0	0	W	28-27
11/24	Lions	P	0	0	0	0.0	0.0	0	0	0	0	0	0	0	0	0	0	0	0	0	0	0	0	0	0	0	L	6-24
12/01	at Patriots	P	0	0	0	0.0	0.0	0	0	0	0	0	0	0	0	0	0	0	0	1	1	0	0	0	0	0	W	25-24
12/15	at Broncos	P	0	0	0	0.0	0.0	0	0	0	0	0	0	0	0	0	0	0	0	0	0	0	0	0	0	0	L	13-31
12/22	Titans	P	0	0	0	0.0	0.0	0	0	0	0	0	0	0	0	0	0	0	0	2	1	1	0	0	0	0	W	38-30
12/29	at Giants	P	0	0	0	0.0	0.0	0	0	0	0	0	0	0	0	0	0	0	0	0	0	0	0	0	0	0	L	33-45
01/05	Jaguars	P	0	0	0	0.0	0.0	0	0	0	0	0	0	0	0	0	0	0	0	0	0	0	0	0	0	0	W	26-23+
2024 TOTALS		**17-0**	**3**	**1**	**2**	**0.0**	**0.0**	**0**	**0**	**0**	**0**	**0**	**0**	**0**	**0**	**1**	**1**	**0**	**18**	**9**	**5**	**4**	**0**	**0**	**0**	**0**	**8-9**	

+ - Overtime

SEGUN OLUBI'S 2023 GXG REGULAR-SEASON STATISTICS (COLTS)

			TACKLES								INTERCEPTIONS					O. FUMB				ST					MISC			
DATE	OPPONENT	P/S	TK	S	A	SK	YDS	TFL	YDS	QBH	NO	YDS	LG	TD	PD	FF	FR	TD	YDS	TK	S	A	FF	FR	S	A	W/L	SCORE
09/10	Jaguars	P	0	0	0	0.0	0.0	0	0	0	0	0	0	0	0	0	0	0	0	0	0	0	0	0	0	0	L	21-31
09/17	at Texans	P	0	0	0	0.0	0.0	0	0	0	0	0	0	0	0	0	0	0	0	1	1	0	0	0	0	0	W	31-20
09/24	at Ravens	P	0	0	0	0.0	0.0	0	0	0	0	0	0	0	0	0	0	0	0	0	0	0	0	0	0	0	W	22-19+
10/01	Rams	P	3	1	2	0.0	0.0	0	0	0	0	0	0	0	0	0	0	0	0	1	1	0	0	0	0	0	L	23-29+
10/08	Titans	P	0	0	0	0.0	0.0	0	0	0	0	0	0	0	0	0	0	0	0	0	0	0	0	0	0	0	W	23-16
10/15	at Jaguars	P	0	0	0	0.0	0.0	0	0	0	0	0	0	0	0	0	0	0	0	0	0	0	0	0	0	0	L	20-37
10/22	Browns	P	0	0	0	0.0	0.0	0	0	0	0	0	0	0	0	0	0	0	0	0	0	0	0	0	0	0	L	38-39
10/29	Saints	P	1	0	1	0.0	0.0	0	0	0	0	0	0	0	0	0	0	0	0	1	1	0	0	0	0	0	L	27-38
11/05	at Panthers	S	5	4	1	0.0	0.0	0	0	0	1	0	0	0	1	0	0	0	0	1	0	1	0	0	0	0	W	27-13
11/12	at Patriots	P	0	0	0	0.0	0.0	0	0	0	0	0	0	0	0	0	0	0	0	0	0	0	0	0	0	0	W	10-6
11/26	Buccaneers	P	0	0	0	0.0	0.0	0	0	0	0	0	0	0	0	0	0	0	0	0	0	0	0	0	0	0	W	27-20
12/03	at Titans	P	0	0	0	0.0	0.0	0	0	0	0	0	0	0	0	0	1	0	6	2	2	0	0	0	0	0	W	31-28+
12/10	at Bengals	P	0	0	0	0.0	0.0	0	0	0	0	0	0	0	0	0	0	0	0	0	0	0	0	0	0	0	L	14-34
12/16	Steelers		ON INACTIVE LIST																								W	30-13
12/24	at Falcons		ON INACTIVE LIST																								L	10-29
12/31	Raiders	P	2	2	0	0.0	0.0	0	0	0	0	0	0	0	0	0	0	0	0	1	0	1	0	0	0	0	W	23-20
01/06	Texans	S	6	6	0	0.0	0.0	0	0	0	0	0	0	0	0	0	0	0	0	2	2	0	0	0	0	0	L	19-23
2023 TOTALS		**15-2**	**17**	**13**	**4**	**0.0**	**0.0**	**0**	**0**	**0**	**1**	**0**	**0**	**0**	**1**	**0**	**1**	**0**	**6**	**9**	**7**	**2**	**0**	**0**	**0**	**0**	**9-8**	

+ - Overtime

SEGUN OLUBI'S 2022 GXG REGULAR-SEASON STATISTICS (49ERS/COLTS)

			TACKLES								INTERCEPTIONS					O. FUMB				ST					MISC			
DATE	OPPONENT	P/S	TK	S	A	SK	YDS	TFL	YDS	QBH	NO	YDS	LG	TD	PD	FF	FR	TD	YDS	TK	S	A	FF	FR	S	A	W/L	SCORE
09/11	at Bears		DID NOT PLAY																								L	10-19
			Went from **49ers** to **Colts**.																									
09/18	at Jaguars		PRACTICE SQUAD																								L	0-24
09/25	Chiefs		PRACTICE SQUAD																								W	20-17
10/02	Titans		PRACTICE SQUAD																								L	17-24
10/06	at Broncos		PRACTICE SQUAD																								W	12-9+
10/16	Jaguars		PRACTICE SQUAD																								W	34-27
10/23	at Titans		PRACTICE SQUAD																								L	10-19
10/30	Commanders		PRACTICE SQUAD																								L	16-17
11/06	at Patriots		PRACTICE SQUAD																								L	3-26
11/13	at Raiders		PRACTICE SQUAD																								W	25-20
11/20	Eagles		PRACTICE SQUAD																								L	16-17
11/28	Steelers		PRACTICE SQUAD																								L	17-24
12/04	at Cowboys		PRACTICE SQUAD																								L	19-54
12/17	at Vikings		PRACTICE SQUAD																								L	36-39+
12/26	Chargers	P	0	0	0	0.0	0.0	0	0	0	0	0	0	0	0	0	0	0	0	0	0	0	0	0	0	0	L	3-20
01/01	at Giants	P	0	0	0	0.0	0.0	0	0	0	0	0	0	0	0	0	0	0	0	1	0	1	0	0	0	0	L	10-38
01/08	Texans		PRACTICE SQUAD																								L	31-32
2022 TOTALS		**2-0**	**0**	**0**	**0**	**0.0**	**0.0**	**0**	**0**	**0**	**0**	**0**	**0**	**0**	**0**	**0**	**0**	**0**	**0**	**1**	**0**	**1**	**0**	**0**	**0**	**0**	**4-13**	

+ - Overtime



TRANSACTIONS: *Selected by Indianapolis Colts in the first round (21st overall) of the 2021 NFL Draft, April 29, 2021…Signed by Las Vegas Raiders as an unrestricted free agent, March 11, 2026.*

AT A GLANCE
- Has played in 75 career games with 74 starts and recorded 209 tackles (123 solo), 30.5 sacks, 37 tackles for loss, four forced fumbles, five fumble recoveries and three passes defensed.
- In 2025, played in all 17 games with 16 starts and totaled 39 tackles (15), 4.0 sacks, six tackles for loss and one pass defensed.
- Appeared in 38 games with 20 starts at Michigan (2017-20) and totaled 100 tackles (56), 23.5 tackles for loss, 11.5 sacks, one pass defensed, one forced fumble and one fumble recovery.

CAREER: Enters his sixth NFL season and first with the Raiders after being selected 21st overall by the Indianapolis Colts in the 2021 NFL Draft…Has played in 75 career games with 74 starts and recorded 209 tackles (123 solo), 30.5 sacks, 37 tackles for loss, four forced fumbles, five fumble recoveries and three passes defensed…In 2025, played in all 17 games with 16 starts and totaled 39 tackles (15), 4.0 sacks, six tackles for loss and one pass defensed…In 2024, started all 15 games he played in and tallied 41 tackles (29), 8.0 sacks, 10 tackles for loss, one forced fumble and one pass defensed…In 2023, started all 16 games he played in and recorded 52 tackles (31), 8.5 sacks, eight tackles for loss, two forced fumbles and two fumble recoveries…In 2022, started in 12 games and posted 55 tackles (32), 6.0 sacks, 10 tackles for loss and one fumble recovery…As a rookie in 2021, started 15 games and finished with 32 tackles (16), 4.0 sacks, three tackles for loss, one forced fumble, two fumble recoveries and one pass defensed.

2026: (9/13) vs. Mia.: Tied for the team lead with six total tackles (three solo), a team-high 2.0 sacks, two tackles for loss, and a team-high four quarterback hits...Finished with 2.0 sacks, tying a single-game career high and notching his fifth career game with 2.0 sacks - his most in a game since Week 6 of 2025 (2.0 sacks vs. Ari)...Became the fifth Raiders player with multiple sacks in his team debut, most recently Richard Seymour with 2.0 in 2009...**(9/20) at LAC:** Posted two assisted tackles and one quarterback hit...**(9/27) at NO:** Finished with three assisted tackles...**(10/4) vs. KC:** Saw action on defense...**(10/11) at NE:** Recorded one assisted tackle and one quarterback hit...**(10/18) vs. Buf.:** Posted three tackles (one), 1.0 sack, one tackle for loss and one quarterback hit, reaching 3.0 sacks on the season and 33.5 in his career since entering the league in 2021...**(10/25) vs. LAR:** Finished with two tackles (one)...**(11/1) at NYJ:** Posted two assisted tackles...**(11/8) at SF:** Recorded two assisted tackles and one quarterback hit...**(11/15) vs. Sea.:** Finished with five tackles (three)...**(11/22) at Den.:** Posted four tackles (three).

2025 (with Ind.): Played in all 17 games with 16 starts and totaled 39 tackles (15 solo), 4.0 sacks, six tackles for loss and one pass defensed…**(9/7) vs. Mia.:** Recorded one tackle and one tackle for loss…**(9/14) vs. Den.:** Posted one tackle…**(9/21) at Ten.:** Finished with two tackles, 1.0 sack and one tackle for loss…**(9/28) at LAR:** Registered one tackle…**(10/5) vs. LV:** Started and played on defense…**(10/12) vs. Ari.:** Recorded seven tackles (three), 2.0 sacks and two tackles for loss…**(10/19) at LAC:** Started and saw action on defense…**(10/26) vs. Ten.:** Finished with two tackles (one)…**(11/2) at Pit.:** Posted three tackles (two)…**(11/9) vs. Atl.:** Registered two tackles…**(11/23) at KC:** Tallied six tackles (two), 1.0 sack and one tackle for loss…**(11/30) vs. Hou.:** Recorded six tackles (two)…**(12/7) at Jax.:** Posted three tackles and one pass defensed…**(12/14) at Sea.:** Finished with one tackle…**(12/22) vs. SF:** Recorded two tackles (one) and one tackle for loss…**(12/28) vs. Jax.:** Registered one tackle…**(1/4/26) at Hou.:** Recorded one tackle.

2024 (with Ind.): Started all 15 games he played in and tallied 41 tackles (29 solo), 8.0 sacks, 10 tackles for loss, one forced fumble and one pass defensed…**(9/8) vs. Hou.:** Finished with two tackles (one), 1.0 sack and one tackle for loss…**(9/15) at GB:** Recorded five tackles and one tackle for loss…**(9/22) vs. Chi.:** Posted five tackles (three), 0.5 sacks and one tackle for loss…**(9/29) vs. Pit.:** Inactive due to a quadriceps injury…**(10/6) at Jax.:** Inactive due to a quadriceps injury…**(10/13) at Ten.:** Registered one tackle…**(10/20) vs. Mia.:** Posted one tackle…**(10/27) at Hou.:** Totaled one tackle…**(11/3) at Min.:** Finished with two tackles (one), 1.0 sack and one tackle for loss…**(11/10) vs. Buf.:** Recorded three tackles, 1.0 sack and one tackle for loss…**(11/17) at NYJ:** Tallied seven tackles (six), 2.0 sacks, two tackles for loss and one forced fumble…**(11/24) vs. Det.:** Finished with three tackles…**(12/1) at NE:** Totaled three tackles…**(12/15) at Den.:** Started on defense and also appeared on special teams…**(12/22) vs. Ten.:** Recorded four tackles (two), 1.0 sack and one tackle for loss…**(12/29) at NYG:** Registered two tackles (one) and one tackle for loss…**(1/5/25) vs. Jax.:** Tallied two tackles, 1.0 sack, one tackle for loss and one pass defensed.

2023 (with Ind.): Started all 16 games he played in and recorded 52 tackles (31 solo), 8.5 sacks, eight tackles for loss, two forced fumbles and two fumble recoveries…**(9/10) vs. Jax.:** Tallied four tackles (three), 1.0 sack and two tackles for loss…**(9/17) at Hou.:** Finished with five tackles (three), 1.0 sack, one tackle for loss and one fumble recovery…**(9/24) at Bal.:** Recorded three tackles, 1.0 sack, one tackle for loss and one fumble recovery…**(10/1) vs. LAR:** Started on defense and also appeared on special teams…**(10/8) vs. Ten.:** Inactive due to a concussion…**(10/15) at Jax.:** Registered two tackles…**(10/22) vs. Cle.:** Recorded five tackles (four)…**(10/29) vs. NO:** Totaled six tackles (four) and one tackle for loss…**(11/5) at Car.:** Finished with three tackles and 0.5 sacks…**(11/12) at NE:** Recorded three tackles (two) and 1.0 sack…**(11/26) vs. TB:** Registered two tackles (one), 1.0 sack and one tackle for loss…**(12/3) at Ten.:** Recorded six tackles (four), 2.0 sacks and two forced fumbles…**(12/10) at Cin.:** Finished with two tackles (one) and one tackle for loss…**(12/16) vs. Pit.:** Recorded four tackles (two) and one tackle for loss…**(12/24) at Atl.:** Registered two tackles and 1.0

sack…**(12/31) vs. LV:** Finished with three tackles (one)…**(1/6/24) vs. Hou.:** Recorded two tackles (one).

2022 (with Ind.): Started in 12 games and posted 55 tackles (32 solo), 6.0 sacks, 10 tackles for loss and one fumble recovery…Missed Weeks 6-8 and Weeks 11-12 due to an ankle injury…**(9/11) at Hou.:** Tallied seven tackles (six), 2.0 sacks and two tackles for loss…**(9/18) at Jax.:** Finished with three tackles (two) and one tackle for loss…**(9/25) vs. KC:** Recorded three tackles and one tackle for loss…**(10/2) vs. Ten.:** Registered three tackles (one), 1.0 sack and one tackle for loss…**(10/6) at Den.:** Saw action on defense…**(11/6) at NE:** Recorded eight tackles (seven), 1.0 sack and one tackle for loss…**(11/13) at LV:** Played on defense…**(12/4) at Dal.:** Recorded a career-high nine tackles (six), 1.0 sack and one tackle for loss…**(12/17) at Min.:** Finished with six tackles (five), 1.0 sack and two tackles for loss…**(12/26) vs. LAC:** Registered three tackles (one), one tackle for loss and one fumble recovery…**(1/1/23) at NYG:** Posted two tackles (one)…**(1/8/23) vs. Hou.:** Finished with one tackle.

2021 (with Ind.): As a rookie, started 15 games and finished with 32 tackles (16 solo), 4.0 sacks, three tackles for loss, one forced fumble, two fumble recoveries and one pass defensed…Missed Weeks 4-5 due to a hamstring injury…**(9/12) vs. Sea.:** Tallied three tackles (two), one tackle for loss and one fumble recovery…**(9/19) vs. LAR:** Recorded five tackles (four)…**(9/26) at Ten.:** Saw action on defense…**(10/17) vs. Hou.:** Posted one tackle…**(10/24) at SF:** Recorded four tackles (one) and one fumble recovery…**(10/31) vs. Ten.:** Registered one tackle…**(11/4) vs. NYJ:** Recorded two tackles (one) and one pass defensed…**(11/14) vs. Jax.:** Registered one tackle, his first career sack and one tackle for loss…**(11/21) at Buf.:** Finished with one tackle, 1.0 sack and one forced fumble…**(11/28) vs. TB:** Posted two tackles, 1.0 sack and one tackle for loss…**(12/5) at Hou.:** Finished with two tackles (one)…**(12/18) vs. NE:** Recorded one tackle…**(12/25) at Ari.:** Finished with one tackle…**(1/2/22) vs. LV:** Recorded three tackles and 1.0 sack…**(1/9/22) at Jax.:** Recorded five tackles (one).

COLLEGE: Appeared in 38 games with 20 starts at Michigan (2017-20) and totaled 100 tackles (56 solo), 23.5 tackles for loss, 11.5 sacks, one pass defensed, one forced fumble and one fumble recovery…In 2020, played and started in four games and recorded 16 tackles (12), 2.0 sacks and four tackles for loss…In 2019, started all 12 games he appeared in and totaled 50 tackles (26), 6.5 sacks, 12.5 tackles for loss and one fumble recovery…In 2018, played in 13 games with four starts and recorded 29 tackles (18), 2.0 sacks, 5.5 tackles for loss, one pass defensed and one forced fumble…In 2017, appeared in nine games on defense and special teams and recorded five tackles, 1.0 sack and 1.5 tackles for loss.

PERSONAL: Attended Bishop Hendricken High School in Warwick, R.I., where he was selected as the 2016 Rhode Island Gatorade Player of the Year…Also named 2016 Parade All-American and Under Armour All-American, Rhode Island Lineman of the Year and Rhode Island First Team All-State…Led the program to the Rhode Island State Championship Super Bowl in 2016…Tallied 65 tackles, 12 tackles for loss and 4.5 sacks as a senior…Also rushed 44 times for 651 yards and 13 touchdowns…Registered 54 tackles, seven tackles for loss, 3.5 sacks, one forced fumble and one fumble recovery as a junior…Recorded 76 tackles, 10 tackles for loss, 4.0 sacks and one forced fumble as a sophomore…Also a member of the state champion 4x100 meter relay team and won the state championship in the long jump as a junior with a mark of 21 feet, 5 inches…Born in the Republic of Guinea and moved to Rhode Island when he was six months old.

SINGLE-GAME HIGHS: TACKLES: Total – 9, 12/4/22 at Dal. Solo – 7, 11/6/22 at NE. Tackles for Loss – 2, five times; last: 10/12/25 vs. Ari. Sacks – 2, four times; last: 10/12/25 vs. Ari. Forced Fumbles – 2, 12/3/23 at Ten. Fumble Recoveries – 1, five times; last: 9/24/23 at Bal. Passes Defensed – 1, three times; last: 12/7/25 at Jax.

KWITY PAYE'S NFL REGULAR SEASON DEFENSIVE STATISTICS

				TACKLES								INTERCEPTIONS					O. FUMB				ST					MISC	
DATE	TEAM	GP	GS	TK	S	A	TFL	YDS	SK	YDS	QBH	NO	YDS	LG	TD	PD	FF	FR	TD	YDS	TK	S	A	FF	FR	S	A
2021	Colts	15	15	32	16	16	3	11	4.0	23.0	10	0	0	0	0	1	1	2	0	0	0	0	0	0	0	0	0
2022	Colts	12	12	45	32	13	10	39	6.0	35.0	10	0	0	0	0	0	0	1	0	0	0	0	0	0	0	0	0
2023	Colts	16	16	52	31	21	8	24	8.5	40.0	9	0	0	0	0	0	2	2	0	0	0	0	0	0	0	0	0
2024	Colts	15	15	41	29	12	10	37	8.0	46.0	12	0	0	0	0	1	1	0	0	0	0	0	0	0	0	0	0
2025	Colts	17	16	39	15	24	6	24	4.0	19.0	9	0	0	0	0	1	0	0	0	0	0	0	0	0	0	0	0
2026	Raiders	11	9	30	11	19	3	16	3.0	21.5	8	0	0	0	0	0	0	0	0	0	0	0	0	0	0	0	0
NFL TOTALS		**86**	**83**	**239**	**134**	**105**	**40**	**151**	**33.5**	**184.5**	**58**	**0**	**0**	**0**	**0**	**3**	**4**	**5**	**0**	**0**	**0**	**0**	**0**	**0**	**0**	**0**	**0**

KWITY PAYE'S 2026 GXG REGULAR-SEASON STATISTICS (RAIDERS)

			TACKLES								INTERCEPTIONS					O. FUMB				ST					MISC			
DATE	OPPONENT	P/S	TK	S	A	SK	YDS	TFL	YDS	QBH	NO	YDS	LG	TD	PD	FF	FR	TD	YDS	TK	S	A	FF	FR	S	A	W/L	SCORE
09/13	Dolphins	S	6	3	3	2.0	13.5	2	8	4	0	0	0	0	0	0	0	0	0	0	0	0	0	0	0	0	W	27-13
09/20	at Chargers	P	2	0	2	0.0	0.0	0	0	1	0	0	0	0	0	0	0	0	0	0	0	0	0	0	0	0	W	26-14
09/27	at Saints	S	3	0	3	0.0	0.0	0	0	0	0	0	0	0	0	0	0	0	0	0	0	0	0	0	0	0	W	35-27
10/04	Chiefs	S	0	0	0	0.0	0.0	0	0	0	0	0	0	0	0	0	0	0	0	0	0	0	0	0	0	0	L	27-30
10/11	at Patriots	S	1	0	1	0.0	0.0	0	0	1	0	0	0	0	0	0	0	0	0	0	0	0	0	0	0	0	L	17-45
10/18	Bills	S	3	1	2	1.0	8.0	1	8	1	0	0	0	0	0	0	0	0	0	0	0	0	0	0	0	0	L	30-33
10/25	Rams	S	2	1	1	0.0	0.0	0	0	0	0	0	0	0	0	0	0	0	0	0	0	0	0	0	0	0	L	21-35
11/01	at Jets	S	2	0	2	0.0	0.0	0	0	0	0	0	0	0	0	0	0	0	0	0	0	0	0	0	0	0	W	38-33
11/08	at 49ers	P	2	0	2	0.0	0.0	0	0	1	0	0	0	0	0	0	0	0	0	0	0	0	0	0	0	0	L	17-38
11/15	Seahawks	S	5	3	2	0.0	0.0	0	0	0	0	0	0	0	0	0	0	0	0	0	0	0	0	0	0	0	L	13-21
11/22	at Broncos	S	4	3	1	0.0	0.0	0	0	0	0	0	0	0	0	0	0	0	0	0	0	0	0	0	0	0	L	24-38
2026 TOTALS		**11-9**	**30**	**11**	**19**	**3.0**	**21.5**	**3**	**16**	**8**	**0**	**0**	**0**	**0**	**0**	**0**	**0**	**0**	**0**	**0**	**0**	**0**	**0**	**0**	**0**	**0**	**4-7**	

KWITY PAYE'S 2025 GXG REGULAR-SEASON STATISTICS (COLTS)

			TACKLES								INTERCEPTIONS					O. FUMB				ST					MISC			
DATE	OPPONENT	P/S	TK	S	A	SK	YDS	TFL	YDS	QBH	NO	YDS	LG	TD	PD	FF	FR	TD	YDS	TK	S	A	FF	FR	S	A	W/L	SCORE
09/07	Dolphins	S	1	1	0	0.0	0.0	1	2	0	0	0	0	0	0	0	0	0	0	0	0	0	0	0	0	0	W	33-8
09/14	Broncos	S	1	0	1	0.0	0.0	0	0	0	0	0	0	0	0	0	0	0	0	0	0	0	0	0	0	0	W	29-28
09/21	at Titans	S	2	2	0	1.0	7.0	1	7	1	0	0	0	0	0	0	0	0	0	0	0	0	0	0	0	0	W	41-20
09/28	at Rams	S	1	0	1	0.0	0.0	0	0	0	0	0	0	0	0	0	0	0	0	0	0	0	0	0	0	0	L	20-27
10/05	Raiders	S	0	0	0	0.0	0.0	0	0	0	0	0	0	0	0	0	0	0	0	0	0	0	0	0	0	0	W	40-6
10/12	Cardinals	P	7	3	4	2.0	8.0	2	10	3	0	0	0	0	0	0	0	0	0	0	0	0	0	0	0	0	W	31-27
10/19	at Chargers	S	0	0	0	0.0	0.0	0	0	2	0	0	0	0	0	0	0	0	0	0	0	0	0	0	0	0	W	38-24
10/26	Titans	S	2	1	1	0.0	0.0	0	0	0	0	0	0	0	0	0	0	0	0	0	0	0	0	0	0	0	W	38-14
11/02	at Steelers	S	3	2	1	0.0	0.0	0	0	0	0	0	0	0	0	0	0	0	0	0	0	0	0	0	0	0	L	20-27
11/09	Falcons	S	2	0	2	0.0	0.0	0	0	0	0	0	0	0	0	0	0	0	0	0	0	0	0	0	0	0	W	31-25+
11/23	at Chiefs	S	6	2	4	1.0	4.0	1	4	2	0	0	0	0	0	0	0	0	0	0	0	0	0	0	0	0	L	20-23+
11/30	Texans	S	6	2	4	0.0	0.0	0	0	0	0	0	0	0	0	0	0	0	0	0	0	0	0	0	0	0	L	16-20
12/07	at Jaguars	S	3	0	3	0.0	0.0	0	0	0	0	0	0	0	1	0	0	0	0	0	0	0	0	0	0	0	L	19-36
12/14	at Seahawks	S	1	0	1	0.0	0.0	0	0	0	0	0	0	0	0	0	0	0	0	0	0	0	0	0	0	0	L	16-18
12/22	49ers	S	2	1	1	0.0	0.0	1	1	0	0	0	0	0	0	0	0	0	0	0	0	0	0	0	0	0	L	27-48
12/28	Jaguars	S	1	0	1	0.0	0.0	0	0	1	0	0	0	0	0	0	0	0	0	0	0	0	0	0	0	0	L	17-23
01/04	at Texans	S	1	1	0	0.0	0.0	0	0	0	0	0	0	0	0	0	0	0	0	0	0	0	0	0	0	0	L	30-38
2025 TOTALS		**17-16**	**39**	**15**	**24**	**4.0**	**19.0**	**6**	**24**	**9**	**0**	**0**	**0**	**0**	**1**	**0**	**0**	**0**	**0**	**0**	**0**	**0**	**0**	**0**	**0**	**0**	**8-9**	

+ - Overtime

KWITY PAYE'S 2024 GXG REGULAR-SEASON STATISTICS (COLTS)

			TACKLES								INTERCEPTIONS					O. FUMB				ST					MISC			
DATE	OPPONENT	P/S	TK	S	A	SK	YDS	TFL	YDS	QBH	NO	YDS	LG	TD	PD	FF	FR	TD	YDS	TK	S	A	FF	FR	S	A	W/L	SCORE
09/08	Texans	S	2	1	1	1.0	5.0	1	5	2	0	0	0	0	0	0	0	0	0	0	0	0	0	0	0	0	L	27-29
09/15	at Packers	S	5	5	0	0.0	0.0	1	1	0	0	0	0	0	0	0	0	0	0	0	0	0	0	0	0	0	L	10-16
09/22	Bears	S	5	3	2	0.5	5.0	1	1	2	0	0	0	0	0	0	0	0	0	0	0	0	0	0	0	0	W	21-16
09/29	Steelers		ON INACTIVE LIST																								W	27-24
10/06	at Jaguars		ON INACTIVE LIST																								L	34-37
10/13	at Titans	S	1	1	0	0.0	0.0	0	0	0	0	0	0	0	0	0	0	0	0	0	0	0	0	0	0	0	W	20-17
10/20	Dolphins	S	1	1	0	0.0	0.0	0	0	0	0	0	0	0	0	0	0	0	0	0	0	0	0	0	0	0	W	16-10
10/27	at Texans	S	1	0	1	0.0	0.0	0	0	1	0	0	0	0	0	0	0	0	0	0	0	0	0	0	0	0	L	20-23
11/03	at Vikings	S	2	1	1	1.0	8.0	1	8	1	0	0	0	0	0	0	0	0	0	0	0	0	0	0	0	0	L	13-21
11/10	Bills	S	3	3	0	1.0	0.0	1	1	1	0	0	0	0	0	0	0	0	0	0	0	0	0	0	0	0	L	20-30
11/17	at Jets	S	7	6	1	2.0	15.0	2	7	2	0	0	0	0	0	1	0	0	0	0	0	0	0	0	0	0	W	28-27
11/24	Lions	S	3	3	0	0.0	0.0	0	0	0	0	0	0	0	0	0	0	0	0	0	0	0	0	0	0	0	L	6-24
12/01	at Patriots	S	3	0	3	0.5	0.0	0	0	0	0	0	0	0	0	0	0	0	0	0	0	0	0	0	0	0	W	25-24
12/15	at Broncos	S	0	0	0	0.0	0.0	0	0	0	0	0	0	0	0	0	0	0	0	0	0	0	0	0	0	0	L	13-31
12/22	Titans	S	4	2	2	1.0	10.0	1	10	1	0	0	0	0	0	0	0	0	0	0	0	0	0	0	0	0	W	38-30
12/29	at Giants	S	2	1	1	0.0	0.0	1	1	1	0	0	0	0	0	0	0	0	0	0	0	0	0	0	0	0	L	33-45
01/05	Jaguars	S	2	2	0	1.0	3.0	1	3	1	0	0	0	0	1	0	0	0	0	0	0	0	0	0	0	0	W	26-23+
2024 TOTALS		**15-15**	**41**	**29**	**12**	**8.0**	**46.0**	**10**	**37**	**12**	**0**	**0**	**0**	**0**	**1**	**1**	**0**	**0**	**0**	**0**	**0**	**0**	**0**	**0**	**0**	**0**	**8-9**	

+ - Overtime

KWITY PAYE'S 2023 GXG REGULAR-SEASON STATISTICS (COLTS)

			TACKLES								INTERCEPTIONS					O. FUMB				ST					MISC			
DATE	OPPONENT	P/S	TK	S	A	SK	YDS	TFL	YDS	QBH	NO	YDS	LG	TD	PD	FF	FR	TD	YDS	TK	S	A	FF	FR	S	A	W/L	SCORE
09/10	Jaguars	S	4	3	1	1.0	3.0	2	4	1	0	0	0	0	0	0	0	0	0	0	0	0	0	0	0	0	L	21-31
09/17	at Texans	S	5	3	2	1.0	6.0	1	6	1	0	0	0	0	0	0	1	0	0	0	0	0	0	0	0	0	W	31-20
09/24	at Ravens	S	3	3	0	1.0	10.0	1	10	1	0	0	0	0	0	0	1	0	0	0	0	0	0	0	0	0	W	22-19+
10/01	Rams	S	0	0	0	0.0	0.0	0	0	1	0	0	0	0	0	0	0	0	0	0	0	0	0	0	0	0	L	23-29+
10/08	Titans		ON INACTIVE LIST																								W	23-16
10/15	at Jaguars	S	2	0	2	0.0	0.0	0	0	0	0	0	0	0	0	0	0	0	0	0	0	0	0	0	0	0	L	20-37
10/22	Browns	S	5	4	1	0.0	0.0	0	0	0	0	0	0	0	0	0	0	0	0	0	0	0	0	0	0	0	L	38-39
10/29	Saints	S	6	4	2	0.0	0.0	1	0	0	0	0	0	0	0	0	0	0	0	0	0	0	0	0	0	0	L	27-38
11/05	at Panthers	S	3	0	3	0.5	5.0	0	0	1	0	0	0	0	0	0	0	0	0	0	0	0	0	0	0	0	W	27-13
11/12	at Patriots	S	3	2	1	1.0	0.0	0	0	1	0	0	0	0	0	0	0	0	0	0	0	0	0	0	0	0	W	10-6
11/26	Buccaneers	S	2	1	1	1.0	1.0	1	1	1	0	0	0	0	0	0	0	0	0	0	0	0	0	0	0	0	W	27-20
12/03	at Titans	S	6	4	2	2.0	15.0	0	0	0	0	0	0	0	0	2	0	0	0	0	0	0	0	0	0	0	W	31-28+
12/10	at Bengals	S	2	1	1	0.0	0.0	1	0	1	0	0	0	0	0	0	0	0	0	0	0	0	0	0	0	0	L	14-34
12/16	Steelers	S	4	2	2	0.0	0.0	1	3	0	0	0	0	0	0	0	0	0	0	0	0	0	0	0	0	0	W	30-13
12/24	at Falcons	S	2	2	0	1.0	0.0	0	0	1	0	0	0	0	0	0	0	0	0	0	0	0	0	0	0	0	L	10-29
12/31	Raiders	S	3	1	2	0.0	0.0	0	0	0	0	0	0	0	0	0	0	0	0	0	0	0	0	0	0	0	W	23-20
01/06	Texans	S	2	1	1	0.0	0.0	0	0	0	0	0	0	0	0	0	0	0	0	0	0	0	0	0	0	0	L	19-23
2023 TOTALS		**16-16**	**52**	**31**	**21**	**8.5**	**40.0**	**8**	**24**	**9**	**0**	**0**	**0**	**0**	**0**	**2**	**2**	**0**	**0**	**0**	**0**	**0**	**0**	**0**	**0**	**0**	**9-8**	

+ - Overtime

KWITY PAYE'S 2022 GXG REGULAR-SEASON STATISTICS (COLTS)

			TACKLES								INTERCEPTIONS					O. FUMB				ST					MISC			
DATE	OPPONENT	P/S	TK	S	A	SK	YDS	TFL	YDS	QBH	NO	YDS	LG	TD	PD	FF	FR	TD	YDS	TK	S	A	FF	FR	S	A	W/L	SCORE
09/11	at Texans	S	7	6	1	2.0	11.0	2	11	2	0	0	0	0	0	0	0	0	0	0	0	0	0	0	0	0	T	20-20
09/18	at Jaguars	S	3	2	1	0.0	0.0	1	1	0	0	0	0	0	0	0	0	0	0	0	0	0	0	0	0	0	L	0-24
09/25	Chiefs	S	3	3	0	0.0	0.0	1	1	0	0	0	0	0	0	0	0	0	0	0	0	0	0	0	0	0	W	20-17
10/02	Titans	S	3	1	2	1.0	9.0	1	9	2	0	0	0	0	0	0	0	0	0	0	0	0	0	0	0	0	L	17-24
10/06	at Broncos	S	0	0	0	0.0	0.0	0	0	1	0	0	0	0	0	0	0	0	0	0	0	0	0	0	0	0	W	12-9+
10/16	Jaguars		ON INACTIVE LIST																								W	34-27
10/23	at Titans		ON INACTIVE LIST																								L	10-19
10/30	Commanders		ON INACTIVE LIST																								L	16-17
11/06	at Patriots	S	8	7	1	1.0	6.0	1	6	1	0	0	0	0	0	0	0	0	0	0	0	0	0	0	0	0	L	3-26
11/13	at Raiders	S	0	0	0	0.0	0.0	0	0	0	0	0	0	0	0	0	0	0	0	0	0	0	0	0	0	0	W	25-20
11/20	Eagles		ON INACTIVE LIST																								L	16-17
11/28	Steelers		ON INACTIVE LIST																								L	17-24
12/04	at Cowboys	S	9	6	3	1.0	5.0	1	5	1	0	0	0	0	0	0	0	0	0	0	0	0	0	0	0	0	L	19-54
12/17	at Vikings	S	6	5	1	1.0	4.0	2	5	2	0	0	0	0	0	0	0	0	0	0	0	0	0	0	0	0	L	36-39+
12/26	Chargers	S	3	1	2	0.0	0.0	1	1	1	0	0	0	0	0	0	1	0	0	0	0	0	0	0	0	0	L	3-20
01/01	at Giants	S	2	1	1	0.0	0.0	0	0	0	0	0	0	0	0	0	0	0	0	0	0	0	0	0	0	0	L	10-38
01/08	Texans	S	1	0	1	0.0	0.0	0	0	0	0	0	0	0	0	0	0	0	0	0	0	0	0	0	0	0	L	31-32
2022 TOTALS		**12-12**	**45**	**32**	**13**	**6.0**	**35.0**	**10**	**39**	**10**	**0**	**0**	**0**	**0**	**0**	**0**	**1**	**0**	**0**	**0**	**0**	**0**	**0**	**0**	**0**	**0**	**4-12-1**	

+ - Overtime

KWITY PAYE'S 2021 GXG REGULAR-SEASON STATISTICS (COLTS)

			TACKLES								INTERCEPTIONS					O. FUMB				ST					MISC			
DATE	OPPONENT	P/S	TK	S	A	SK	YDS	TFL	YDS	QBH	NO	YDS	LG	TD	PD	FF	FR	TD	YDS	TK	S	A	FF	FR	S	A	W/L	SCORE
09/12	Seahawks	S	3	2	1	0.0	0.0	1	3	0	0	0	0	0	0	0	1	0	0	0	0	0	0	0	0	0	L	16-28
09/19	Rams	S	5	4	1	0.0	0.0	0	0	0	0	0	0	0	0	0	0	0	0	0	0	0	0	0	0	0	L	24-27
09/26	at Titans	S	0	0	0	0.0	0.0	0	0	0	0	0	0	0	0	0	0	0	0	0	0	0	0	0	0	0	L	16-25
10/03	at Dolphins		ON INACTIVE LIST																								W	27-17
10/11	at Ravens		ON INACTIVE LIST																								L	25-31+
10/17	Texans	S	1	1	0	0.0	0.0	0	0	0	0	0	0	0	0	0	0	0	0	0	0	0	0	0	0	0	W	31-3
10/24	at 49ers	S	4	1	3	0.0	0.0	0	0	0	0	0	0	0	0	0	1	0	0	0	0	0	0	0	0	0	W	30-18
10/31	Titans	S	1	0	1	0.0	0.0	0	0	0	0	0	0	0	0	0	0	0	0	0	0	0	0	0	0	0	L	31-34+
11/04	Jets	S	2	1	1	0.0	0.0	0	0	2	0	0	0	0	1	0	0	0	0	0	0	0	0	0	0	0	W	45-30
11/14	Jaguars	S	1	1	0	1.0	6.0	1	6	3	0	0	0	0	0	0	0	0	0	0	0	0	0	0	0	0	W	23-17
11/21	at Bills	S	1	1	0	1.0	8.0	0	0	0	0	0	0	0	0	1	0	0	0	0	0	0	0	0	0	0	W	41-15
11/28	Buccaneers	S	2	2	0	1.0	2.0	1	2	1	0	0	0	0	0	0	0	0	0	0	0	0	0	0	0	0	L	31-38
12/05	at Texans	S	2	1	1	0.0	0.0	0	0	1	0	0	0	0	0	0	0	0	0	0	0	0	0	0	0	0	W	31-0
12/18	Patriots	S	1	0	1	0.0	0.0	0	0	1	0	0	0	0	0	0	0	0	0	0	0	0	0	0	0	0	W	27-17
12/25	at Cardinals	S	1	1	0	0.0	0.0	0	0	0	0	0	0	0	0	0	0	0	0	0	0	0	0	0	0	0	W	22-16
01/02	Raiders	S	3	0	3	1.0	7.0	0	0	2	0	0	0	0	0	0	0	0	0	0	0	0	0	0	0	0	L	20-23
01/09	at Jaguars	S	5	1	4	0.0	0.0	0	0	0	0	0	0	0	0	0	0	0	0	0	0	0	0	0	0	0	L	11-26
2021 TOTALS		**15-15**	**32**	**16**	**16**	**4.0**	**23.0**	**3**	**11**	**10**	**0**	**0**	**0**	**0**	**1**	**1**	**2**	**0**	**0**	**0**	**0**	**0**	**0**	**0**	**0**	**0**	**9-8**	

+ - Overtime

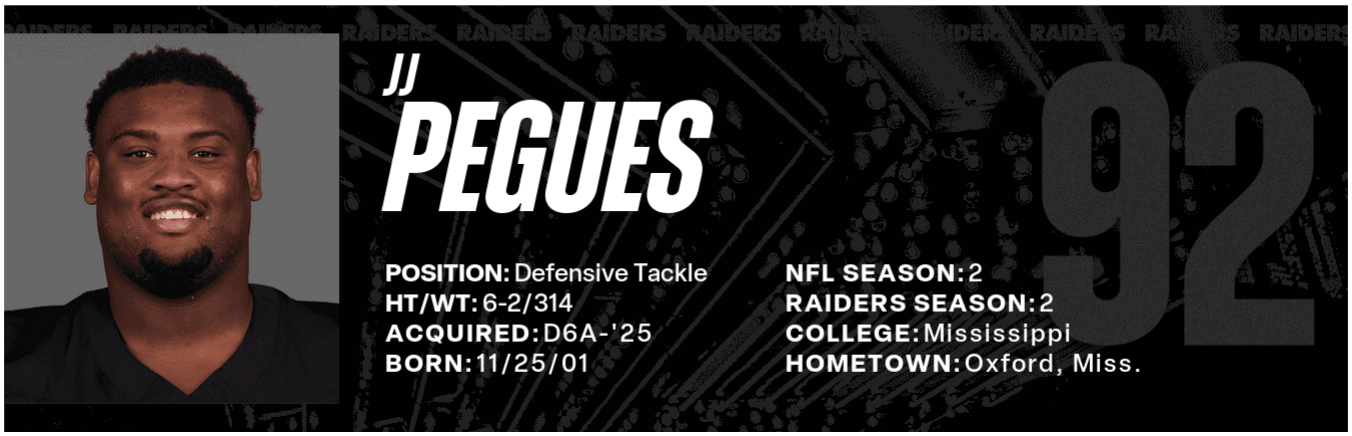

TRANSACTIONS: *Selected by Las Vegas Raiders in the sixth round (180th overall) of the 2025 NFL Draft, April 26, 2025.*

2026: (9/13) vs. Mia.: Inactive...**(9/20) at LAC:** Inactive...**(9/27) at NO:** Inactive...**(10/4) vs. KC:** Recorded one solo tackle...**(10/11) at NE:** Inactive...**(10/18) vs. Buf.:** Tallied one assisted tackle...**(10/25) vs. LAR:** Finished with two tackles (one) and one forced fumble...**(11/1) at NYJ:** Inactive...**(11/8) at SF:** Saw action on defense and special teams...**(11/15) vs. Sea.:** Finished with one assisted tackle...**(11/22) at Den.:** Posted one assisted tackle.

AT A GLANCE

- Appeared in 11 games his rookie season in the NFL and finished with 11 tackles (four solo), one tackle for loss, and one fumble recovery.
- Played in 62 career games with 25 starts, including two seasons at Auburn (2020-21) and three seasons at Ole Miss (2022-24), amassing 126 tackles, 29 tackles for loss, 10.0 sacks, seven passes defensed and one fumble recovery on the defensive side of the ball.
- Saw action on offense as well during his college career, racking up 100 yards and seven touchdowns on 31 rushing attempts (3.2 avg.) as well as 58 yards and one touchdown on eight receptions (7.3 avg.).

2025: Played in 11 games and recorded 11 tackles (four solo), one tackle for loss, and one fumble recovery…Was inactive for eight games (Weeks 1-3 and 6-10)….**(9/28) vs. Chi.:** Made NFL debut and recorded one tackle...**(10/5) at Ind.:** Posted one tackle...**(11/23) vs. Cle.:** Totaled two tackles (one) and one tackle for loss...**(11/30) at LAC:** Notched one tackle...**(12/7) vs. Den.:** Had one tackle...**(12/14) at Phi.:** Saw action on defense and special teams...**(12/21) at Hou.:** Appeared on defense..**(12/28) vs. NYG:** Posted three tackles (two)...**(1/4/26) vs. KC:** Compiled two tackles and one fumble recovery.

COLLEGE: Played in 62 career games with 25 starts over five college seasons, including two seasons at Auburn (2020-21) and three seasons at Ole Miss (2022-24), amassing 126 tackles, 29 tackles for loss, 10.0 sacks, seven passes defensed and one fumble recovery on the defensive side of the ball…Also played a considerable amount on offense as well during his college career, racking up 100 yards and seven touchdowns on 31 rushing attempts (3.2 avg.) as well as 58 yards and one touchdown on eight receptions (7.3 avg.)…Began his career at tight end before transitioning to defensive tackle in 2021…As a fifth-year senior in 2024, played in all 13 games (11 starts), seeing action on both sides of the ball, finishing with 42 tackles, a career-high 14 tackles for loss (6th in SEC), 3.5 sacks, five QB hits, one fumble recovery and one pass defensed…Also rushed 21 times for 69 yards and seven touchdowns – ranking second on the team in rushing touchdowns and leading the nation among defenders…Earned All-SEC First Team (CFN) and All-SEC Third Team (Coaches, Phil Steele) and was a Wuerffel Trophy Semifinalist and the 2024 Chucky Mullins Courage Award winner…As a senior in 2023, appeared in all 13 games with 12 starts…Notched career-highs in tackles (42), tackle for loss (8.0), sacks (3.5) and pass defensed (four), also added two QB hurries...Also rushed four times for 13 yards…As a junior in 2022, played in 12 games as a reserve defensive lineman and totaled 26 tackles, five tackles for loss and 3.0 sacks…Also caught a one-yard touchdown pass…In his sophomore season in 2021, converted to defensive line from tight end and played in 13 games, totaling 16 tackles and two tackles for loss…As a true freshman in 2020, played tight end in 11 games, finishing with seven catches for 57 yards (8.1 avg.)…Also rushed five times for 14 yards.

PERSONAL: Attended Oxford (Miss.) High School, where he led the Oxford Chargers to a Class 6A state championship as a senior…Named to the Clarion Ledger Dandy Dozen…Also played basketball.

SINGLE-GAME HIGHS: TACKLES: Total – 3, 12/28/25 vs. NYG. Solo – 2, 12/28/25 vs. NYG.

JJ PEGUES' NFL REGULAR SEASON DEFENSIVE STATISTICS

				TACKLES								INTERCEPTIONS					O. FUMB				ST					MISC	
DATE	TEAM	GP	GS	TK	S	A	TFL	YDS	SK	YDS	QBH	NO	YDS	LG	TD	PD	FF	FR	TD	YDS	TK	S	A	FF	FR	S	A
2025	Raiders	9	0	11	4	7	1	1	0.0	0.0	0	0	0	0	0	0	0	1	0	0	0	0	0	0	0	0	0
2026	Raiders	6	0	6	3	3	0	0	0.0	0.0	0	0	0	0	0	0	1	0	0	0	0	0	0	0	0	0	0
NFL TOTALS		**15**	**0**	**17**	**7**	**10**	**1**	**1**	**0.0**	**0.0**	**0**	**0**	**0**	**0**	**0**	**0**	**1**	**1**	**0**	**0**	**0**	**0**	**0**	**0**	**0**	**0**	**0**

JJ PEGUES' 2026 GXG REGULAR-SEASON STATISTICS (RAIDERS)

			TACKLES								INTERCEPTIONS					O. FUMB				ST					MISC			
DATE	OPPONENT	P/S	TK	S	A	SK	YDS	TFL	YDS	QBH	NO	YDS	LG	TD	PD	FF	FR	TD	YDS	TK	S	A	FF	FR	S	A	W/L	SCORE
09/13	Dolphins		ON INACTIVE LIST																								W	27-13
09/20	at Chargers		ON INACTIVE LIST																								W	26-14
09/27	at Saints		ON INACTIVE LIST																								W	35-27
10/04	Chiefs	P	1	1	0	0.0	0.0	0	0	0	0	0	0	0	0	0	0	0	0	0	0	0	0	0	0	0	L	27-30
10/11	at Patriots		ON INACTIVE LIST																								L	17-45
10/18	Bills	P	1	1	0	0.0	0.0	0	0	0	0	0	0	0	0	0	0	0	0	0	0	0	0	0	0	0	L	30-33
10/25	Rams	P	2	1	1	0.0	0.0	0	0	0	0	0	0	0	0	1	0	0	0	0	0	0	0	0	0	0	L	21-35
11/01	at Jets		ON INACTIVE LIST																								W	38-33
11/08	at 49ers	P	0	0	0	0.0	0.0	0	0	0	0	0	0	0	0	0	0	0	0	0	0	0	0	0	0	0	L	17-38
11/15	Seahawks	P	1	0	1	0.0	0.0	0	0	0	0	0	0	0	0	0	0	0	0	0	0	0	0	0	0	0	L	13-21
11/22	at Broncos	P	1	0	1	0.0	0.0	0	0	0	0	0	0	0	0	0	0	0	0	0	0	0	0	0	0	0	L	24-38
2026 TOTALS		**6-0**	**6**	**3**	**3**	**0.0**	**0.0**	**0**	**0**	**0**	**0**	**0**	**0**	**0**	**0**	**1**	**0**	**0**	**0**	**0**	**0**	**0**	**0**	**0**	**0**	**0**	**4-7**	

JJ PEGUES' 2025 GXG REGULAR-SEASON STATISTICS (RAIDERS)

			TACKLES								INTERCEPTIONS					O. FUMB				ST					MISC			
DATE	OPPONENT	P/S	TK	S	A	SK	YDS	TFL	YDS	QBH	NO	YDS	LG	TD	PD	FF	FR	TD	YDS	TK	S	A	FF	FR	S	A	W/L	SCORE
09/07	at Patriots		ON INACTIVE LIST																								W	20-13
09/15	Chargers		ON INACTIVE LIST																								L	9-20
09/21	at Commanders		ON INACTIVE LIST																								L	24-41
09/28	Bears	P	1	0	1	0.0	0.0	0	0	0	0	0	0	0	0	0	0	0	0	0	0	0	0	0	0	0	L	24-25
10/05	at Colts	P	1	1	0	0.0	0.0	0	0	0	0	0	0	0	0	0	0	0	0	0	0	0	0	0	0	0	L	6-40
10/12	Titans		ON INACTIVE LIST																								W	20-10
10/19	at Chiefs		ON INACTIVE LIST																								L	0-31
11/02	Jaguars		ON INACTIVE LIST																								L	29-30+
11/06	at Broncos		ON INACTIVE LIST																								L	7-10
11/17	Cowboys		ON INACTIVE LIST																								L	16-33
11/23	Browns	P	2	1	1	0.0	0.0	1	1	0	0	0	0	0	0	0	0	0	0	0	0	0	0	0	0	0	L	10-24
11/30	at Chargers	P	1	0	1	0.0	0.0	0	0	0	0	0	0	0	0	0	0	0	0	0	0	0	0	0	0	0	L	14-31
12/07	Broncos	P	1	0	1	0.0	0.0	0	0	0	0	0	0	0	0	0	0	0	0	0	0	0	0	0	0	0	L	17-24
12/14	at Eagles	P	0	0	0	0.0	0.0	0	0	0	0	0	0	0	0	0	0	0	0	0	0	0	0	0	0	0	L	0-31
12/21	at Texans	P	0	0	0	0.0	0.0	0	0	0	0	0	0	0	0	0	0	0	0	0	0	0	0	0	0	0	L	21-23
12/28	Giants	P	3	2	1	0.0	0.0	0	0	0	0	0	0	0	0	0	0	0	0	0	0	0	0	0	0	0	L	10-34
01/04	Chiefs	P	2	0	2	0.0	0.0	0	0	0	0	0	0	0	0	0	1	0	0	0	0	0	0	0	0	0	W	14-12
2025 TOTALS		**9-0**	**11**	**4**	**7**	**0.0**	**0.0**	**1**	**1**	**0**	**0**	**0**	**0**	**0**	**0**	**0**	**1**	**0**	**0**	**0**	**0**	**0**	**0**	**0**	**0**	**0**	**3-14**	

+ - Overtime

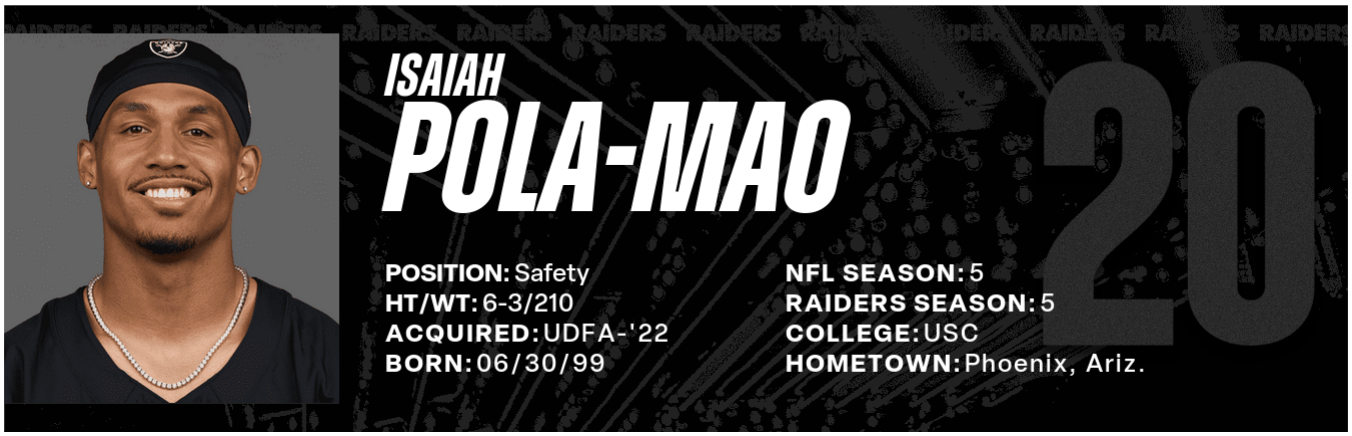

TRANSACTIONS: *Signed by Las Vegas Raiders as an undrafted free agent, May 12, 2022…Waived by Raiders, Sept. 29, 2022…Signed by Raiders to practice squad, Oct. 1, 2022…Signed by Raiders to active roster, Nov. 9, 2022…Re-signed by Raiders as an exclusive rights free agent, March 22, 2024.*

AT A GLANCE
- Appeared in 61 career games with 31 starts, totaling 207 tackles (134 solo), 3.0 sacks, nine tackles for loss, two forced fumbles, 10 passes defensed and three interceptions.
- Finished third on the Raiders in total tackles (90) and second in interceptions (two) in 2025.
- Spent four years at USC (2018-21), playing in 32 games and totaling 178 tackles (129), nine tackles for loss, five interceptions, four fumble recoveries and one forced fumble.

CAREER: Veteran safety enters this fifth season with the Silver and Black…Started all 17 games in 2025 and totaled 90 tackles (56 solo), four tackles for loss, four passes defensed and two interceptions…In 2024, played in all 17 games with 14 starts and recorded 85 tackles (55), two tackles for loss, 1.0 sack, five passes defensed and two forced fumbles…In 2023, appeared in 16 games and posted 17 tackles (12), 1.0 sack, one tackle for loss, one pass defensed and one interception…Appeared in 11 games during his rookie season and totaled 15 tackles (11), 1.0 sack and two tackles for loss…Career totals include 61 games played with 31 starts, 207 tackles (134), nine tackles for loss, 3.0 sacks, two forced fumbles, 10 passes defensed and three interceptions…Has also recorded 14 career tackles on special teams.

2026: (9/13) vs. Mia.: Played on special teams and posted one tackle...**(9/20) at LAC:** Finished with four tackles (one) on defense...**(9/27) at NO:** Recorded six tackles (five)...**(10/4) vs. KC:** Saw action on special teams...**(10/11) at NE:** Posted one tackle on special teams...**(10/18) vs. Buf.:** Finished with three tackles on special teams...**(10/25) vs. LAR:** Saw action on special teams...**(11/1) at NYJ:** Recorded one special teams tackle...**(11/8) at SF:** Played on special teams...**(11/15) vs. Sea.:** Recorded two special teams tackles...**(11/22) at Den.:** Pulled in a catch for an interception as time expired in the first half...Also recorded one pass defensed and one special teams tackle.

2025: Started all 17 games and recorded 90 tackles (56 solo), four tackles for loss, four passes defensed and two interceptions…**(9/7) at NE**: Finished with seven tackles (five solo), one tackle for loss, one pass defensed and one interception...**(9/15) vs. LAC:** Had five tackles (three)...**(9/21) at Was.:** Recorded five tackles (two)...**(9/28) vs. Chi.:** Finished with four tackles (one)...**(10/5) at Ind.:** Registered five tackles (four)...**(10/12) vs. Ten.:** Recorded three tackles (two)...**(10/19) at KC:** Finished with nine tackles (seven) on defense and one solo tackle on special teams...**(11/2) vs. Jax.:** Compiled nine tackles (seven), two passes defensed and one interception...Marked his second career game with multiple passes defensed...**(11/6) at Den.:** Recorded three tackles (one) and one tackle for loss...**(11/17) vs. Dal.:** Posted nine tackles (four)...**(11/23) vs. Cle.:** Finished with three tackles (two) and one tackle for loss...**(11/30) at LAC:** Recorded two tackles...**(12/7) vs. Den.:** Logged five tackles (four)...**(12/14) at Phi.:** Recorded 10 tackles (six)...**(12/21) at Hou.:** Posted six tackles (four) on defense and one tackle on special teams...**(12/28) vs. NYG:** Finished with three tackles (two) and one pass defensed.

2024: Appeared in all 17 games with 14 starts and recorded 85 tackles (55 solo), two tackles for loss, one sack, five passes defensed and two forced fumbles…**(9/8) at LAC:** Played on defense and special teams...**(9/15) at Bal.:** Posted two tackles...**(9/22) vs. Car.:** Recorded two tackles (one)…**(9/29) vs. Cle.:** Made first start of the season at safety and tallied six tackles (four), 1.0 sack, one tackle for loss, one quarterback hit and one pass defensed...**(10/6) at Den.:** Finished with four tackles (three)...**(10/13) vs. Pit.:** Recorded seven tackles (three)...**(10/20) at LAR:** Led the team with seven tackles (six solo)...**(10/27) vs. KC:** Finished with two tackles (one)...**(11/3) at Cin.:** Logged seven tackles (four) and one pass defensed...**(11/17) at Mia.:** Totaled three tackles...**(11/24) vs. Den.:** Finished with six tackles (three) and one pass defensed...**(12/8) at TB:** Finished with four tackles (two)...**(12/16) vs. Atl.:** Led the team with a career-high nine total tackles (six)...**(12/22) vs. Jac.:** Led team for the second consecutive week with nine total tackles (six)…Added two forced fumbles...Became just the second defensive back in Raiders history (since 1994) to record multiple forced fumbles in a single game - joining Charles Woodson (3 times) - the first time since 2013...**(12/29) at NO:** Recorded three tackles (two) and two passes defensed...**(1/5/25) vs. LAC:** Finished with eight tackles (four solo) and one tackle for loss.

2023: Appeared in 16 games and posted 17 tackles (12 solo), 1.0 sack, one tackle for loss, one pass defensed and his first-career interception…Added three tackles on special teams…**(9/10) at Den.:** Saw action on special teams...**(10/30) at Det.:** Recorded one tackle and added one stop on special teams...**(11/5) vs. NYG:** Recorded two tackles (one) on defense and added one tackle on special teams...**(11/12) vs. NYJ:** Played on defense and special teams...**(11/19) at Mia.:** Stepped in for injured S Marcus Epps and finished with a single-game career-high seven tackles (four) and added one interception and one pass defensed...Notched his first career interception on the first play of the third quarter, picking off Dolphins QB Tua Tagovailoa on the Raiders' 32-yard line...**(12/14) vs. LAC:** Recorded three tackles...**(1/7/24) vs. Den.:** Recorded two tackles, 1.0 sack, and one tackle for loss.

2022: Played in 11 games during his rookie season and totaled 15 tackles (11 solo), one sack and two tackles for loss…Spent Weeks 4-9 on the practice squad…Added five tackles (three) on special teams…**(9/11) at LAC:** Inactive...**(9/18) vs. Ari.:** Saw action on special teams...**(9/25) at Ten.:** Played on special teams...**(11/13) vs. Ind.:** Appeared on special teams...**(11/20) at Den.:** Recorded

four tackles (three)...**(11/27) at Sea.:** Saw action on defense...**(12/4) vs. LAC:** Tallied five tackles, one sack and one tackle for loss…**(12/8) at LAR:** Recorded two tackles on defense…Added two stops (one) on special teams...**(12/18) vs. NE:** Posted one tackle on defense and appeared on special teams...(**12/24) at Pit.:** Recorded one tackle on special teams...**(1/1/23) vs. SF:** Recorded one tackle on defense…Added two tackles on special teams…**(1/7/23) vs. KC:** Recorded two tackles, including one for loss.

COLLEGE: Played four years at USC, playing in 32 games with 29 starts…Career totals include 178 tackles (129 solo), nine tackles for loss, five INTs, four fumble recoveries and one forced fumble…As a senior, played in 11 games with nine starts…Served as a co-captain…Ranked third on the team with 57 tackles (41) and had one fumble recovery…As a junior, started all six games and ranked third on the team with 40 tackles (19)…Posted 2.5 tackles for loss, five passes defensed, a team-high three fumble recoveries and one INT…Tabbed for honorable mention All-Pac-12 honors, named second-team All-Pac-12 by the Associated Press and third-team All-Pac-12 by Pro Football Focus…Served as a captain…As a sophomore, played in 13 games with 12 starts…Racked up 73 tackles (45), 5.5 tackles for loss, 1.5 sacks and a team-leading four INTs…Recorded INTs in three-straight games…Named USC's Co-Defensive Perimeter Player of the Year…As a redshirt freshman, played in two games before missing the remainder of the season due to injury…Started first two games of collegiate career, posting eight tackles (four) and one pass defensed.

PERSONAL: Attended Mountain Pointe High School in Phoenix, Ariz. …As a senior, played wide receiver and safety…Named 2016 PrepStar All-American, Max Preps All-American First Team, Tacoma News-Tribune Western-100, Orange County Register Fab-15 Second Team, USA Today All-Arizona First Team and All-East Valley Tribune Defensive Player of the Year…Credited with 100 tackles, 10 INTs for three TDs, 18 passes defensed and two forced fumbles…Also had 28 receptions for 646 yards and nine TDs…As a junior, named USA Today All-Arizona First Team…Notched 98 tackles and four INTs…Also caught 27 passes for 435 yards with five TDs…As a sophomore, named USA Today All-Arizona First Team after recording 35 tackles and seven INTs…Also played basketball and ran truck…Father, Tracey, played football at San Diego State and professionally in the Arena Football League…Uncle, Troy Polamalu, was inducted into the Pro Football Hall of Fame in 2020.

ADDITIONAL STATISTICS: Special teams tackles – 5 in 2022, 3 in 2023, 4 in 2024, 2 in 2025. NFL Totals: 14.

SINGLE-GAME HIGHS: TACKLES: Total – 10, 12/14/25 at Phi. Solo – 7, two times; last: 11/2/25 vs. Jax. Sacks – 1.0, three times; last: 9/29/24 vs. Cle. Passes Defensed – 2, 11/2/25 vs. Jax. Interceptions – 1, three times; last: 11/2/25 vs. Jax. Forced Fumbles – 2, 12/22/24 vs. Jax.

ISAIAH POLA-MAO'S NFL REGULAR SEASON DEFENSIVE STATISTICS

				TACKLES								INTERCEPTIONS					O. FUMB				ST					MISC	
DATE	TEAM	GP	GS	TK	S	A	TFL	YDS	SK	YDS	QBH	NO	YDS	LG	TD	PD	FF	FR	TD	YDS	TK	S	A	FF	FR	S	A
2022	Raiders	11	0	15	11	4	2	11	1.0	9.0	2	0	0	0	0	0	0	0	0	0	5	3	2	0	0	0	0
2023	Raiders	16	0	17	12	5	1	7	1.0	7.0	1	1	0	0	0	1	0	0	0	0	3	2	1	0	0	0	0
2024	Raiders	17	14	85	55	30	2	9	1.0	8.0	1	0	0	0	0	5	2	0	0	0	4	2	2	0	0	0	0
2025	Raiders	17	17	90	56	34	4	8	0.0	0.0	0	2	0	0	0	4	0	0	0	0	2	2	0	0	0	0	0
2026	Raiders	11	1	10	6	4	0	0	0.0	0.0	0	1	0	0	0	1	0	0	0	0	9	6	3	0	0	0	0
NFL TOTALS		**72**	**32**	**217**	**140**	**77**	**9**	**35**	**3.0**	**24.0**	**4**	**4**	**0**	**0**	**0**	**11**	**2**	**0**	**0**	**0**	**23**	**15**	**8**	**0**	**0**	**0**	**0**

ISAIAH POLA-MAO'S 2026 GXG REGULAR-SEASON STATISTICS (RAIDERS)

			TACKLES								INTERCEPTIONS					O. FUMB				ST					MISC			
DATE	OPPONENT	P/S	TK	S	A	SK	YDS	TFL	YDS	QBH	NO	YDS	LG	TD	PD	FF	FR	TD	YDS	TK	S	A	FF	FR	S	A	W/L	SCORE
09/13	Dolphins	P	0	0	0	0.0	0.0	0	0	0	0	0	0	0	0	0	0	0	0	1	0	1	0	0	0	0	W	27-13
09/20	at Chargers	P	4	1	3	0.0	0.0	0	0	0	0	0	0	0	0	0	0	0	0	0	0	0	0	0	0	0	W	26-14
09/27	at Saints	S	6	5	1	0.0	0.0	0	0	0	0	0	0	0	0	0	0	0	0	0	0	0	0	0	0	0	W	35-27
10/04	Chiefs	P	0	0	0	0.0	0.0	0	0	0	0	0	0	0	0	0	0	0	0	0	0	0	0	0	0	0	L	27-30
10/11	at Patriots	P	0	0	0	0.0	0.0	0	0	0	0	0	0	0	0	0	0	0	0	1	1	0	0	0	0	0	L	17-45
10/18	Bills	P	0	0	0	0.0	0.0	0	0	0	0	0	0	0	0	0	0	0	0	3	2	1	0	0	0	0	L	30-33
10/25	Rams	P	0	0	0	0.0	0.0	0	0	0	0	0	0	0	0	0	0	0	0	0	0	0	0	0	0	0	L	21-35
11/01	at Jets	P	0	0	0	0.0	0.0	0	0	0	0	0	0	0	0	0	0	0	0	1	1	0	0	0	0	0	W	38-33
11/08	at 49ers	P	0	0	0	0.0	0.0	0	0	0	0	0	0	0	0	0	0	0	0	0	0	0	0	0	0	0	L	17-38
11/15	Seahawks	P	0	0	0	0.0	0.0	0	0	0	0	0	0	0	0	0	0	0	0	2	1	1	0	0	0	0	L	13-21
11/22	at Broncos	P	0	0	0	0.0	0.0	0	0	0	1	0	0	0	1	0	0	0	0	1	1	0	0	0	0	0	L	24-38
2026 TOTALS		**11-1**	**10**	**6**	**4**	**0.0**	**0.0**	**0**	**0**	**0**	**1**	**0**	**0**	**0**	**1**	**0**	**0**	**0**	**0**	**9**	**6**	**3**	**0**	**0**	**0**	**0**	**4-7**	

ISAIAH POLA-MAO'S 2025 GXG REGULAR-SEASON STATISTICS (RAIDERS)

			TACKLES								INTERCEPTIONS					O. FUMB				ST					MISC			
DATE	OPPONENT	P/S	TK	S	A	SK	YDS	TFL	YDS	QBH	NO	YDS	LG	TD	PD	FF	FR	TD	YDS	TK	S	A	FF	FR	S	A	W/L	SCORE
09/07	at Patriots	S	7	5	2	0.0	0.0	1	1	0	1	0	0	0	1	0	0	0	0	0	0	0	0	0	0	0	W	20-13
09/15	Chargers	S	5	3	2	0.0	0.0	0	0	0	0	0	0	0	0	0	0	0	0	0	0	0	0	0	0	0	L	9-20
09/21	at Commanders	S	5	1	4	0.0	0.0	0	0	0	0	0	0	0	0	0	0	0	0	0	0	0	0	0	0	0	L	24-41
09/28	Bears	S	4	1	3	0.0	0.0	0	0	0	0	0	0	0	0	0	0	0	0	0	0	0	0	0	0	0	L	24-25
10/05	at Colts	S	5	4	1	0.0	0.0	0	0	0	0	0	0	0	0	0	0	0	0	0	0	0	0	0	0	0	L	6-40
10/12	Titans	S	3	2	1	0.0	0.0	0	0	0	0	0	0	0	0	0	0	0	0	0	0	0	0	0	0	0	W	20-10
10/19	at Chiefs	S	9	7	2	0.0	0.0	0	0	0	0	0	0	0	0	0	0	0	0	1	1	0	0	0	0	0	L	0-31
11/02	Jaguars	S	9	7	2	0.0	0.0	1	4	0	1	0	0	0	2	0	0	0	0	0	0	0	0	0	0	0	L	29-30+
11/06	at Broncos	S	3	1	2	0.0	0.0	1	2	0	0	0	0	0	0	0	0	0	0	0	0	0	0	0	0	0	L	7-10
11/17	Cowboys	S	9	4	5	0.0	0.0	0	0	0	0	0	0	0	0	0	0	0	0	0	0	0	0	0	0	0	L	16-33
11/23	Browns	S	3	2	1	0.0	0.0	1	1	0	0	0	0	0	0	0	0	0	0	0	0	0	0	0	0	0	L	10-24
11/30	at Chargers	S	2	2	0	0.0	0.0	0	0	0	0	0	0	0	0	0	0	0	0	0	0	0	0	0	0	0	L	14-31
12/07	Broncos	S	5	4	1	0.0	0.0	0	0	0	0	0	0	0	0	0	0	0	0	0	0	0	0	0	0	0	L	17-24
12/14	at Eagles	S	10	6	4	0.0	0.0	0	0	0	0	0	0	0	0	0	0	0	0	0	0	0	0	0	0	0	L	0-31
12/21	at Texans	S	6	4	2	0.0	0.0	0	0	0	0	0	0	0	0	0	0	0	0	1	1	0	0	0	0	0	L	21-23
12/28	Giants	S	3	2	1	0.0	0.0	0	0	0	0	0	0	0	1	0	0	0	0	0	0	0	0	0	0	0	L	10-34
01/04	Chiefs	S	2	1	1	0.0	0.0	0	0	0	0	0	0	0	0	0	0	0	0	0	0	0	0	0	0	0	W	14-12
2025 TOTALS		**17-17**	**90**	**56**	**34**	**0.0**	**0.0**	**4**	**8**	**0**	**2**	**0**	**0**	**0**	**4**	**0**	**0**	**0**	**0**	**2**	**2**	**0**	**0**	**0**	**0**	**0**	**3-14**	

+ - Overtime

ISAIAH POLA-MAO'S 2024 GXG REGULAR-SEASON STATISTICS (RAIDERS)

			TACKLES								INTERCEPTIONS					O. FUMB				ST					MISC			
DATE	OPPONENT	P/S	TK	S	A	SK	YDS	TFL	YDS	QBH	NO	YDS	LG	TD	PD	FF	FR	TD	YDS	TK	S	A	FF	FR	S	A	W/L	SCORE
09/08	at Chargers	P	0	0	0	0.0	0.0	0	0	0	0	0	0	0	0	0	0	0	0	0	0	0	0	0	0	0	L	10-22
09/15	at Ravens	P	2	2	0	0.0	0.0	0	0	0	0	0	0	0	0	0	0	0	0	0	0	0	0	0	0	0	W	26-23
09/22	Panthers	P	2	1	1	0.0	0.0	0	0	0	0	0	0	0	0	0	0	0	0	0	0	0	0	0	0	0	L	22-36
09/29	Browns	S	6	4	2	1.0	8.0	1	8	1	0	0	0	0	1	0	0	0	0	0	0	0	0	0	0	0	W	20-16
10/06	at Broncos	S	4	3	1	0.0	0.0	0	0	0	0	0	0	0	0	0	0	0	0	0	0	0	0	0	0	0	L	18-34
10/13	Steelers	S	8	4	4	0.0	0.0	0	0	0	0	0	0	0	0	0	0	0	0	0	0	0	0	0	0	0	L	13-32
10/20	at Rams	S	7	6	1	0.0	0.0	0	0	0	0	0	0	0	0	0	0	0	0	0	0	0	0	0	0	0	L	15-20
10/27	Chiefs	S	2	1	1	0.0	0.0	0	0	0	0	0	0	0	0	0	0	0	0	0	0	0	0	0	0	0	L	20-27
11/03	at Bengals	S	7	4	3	0.0	0.0	0	0	0	0	0	0	0	1	0	0	0	0	0	0	0	0	0	0	0	L	24-41
11/17	at Dolphins	S	3	3	0	0.0	0.0	0	0	0	0	0	0	0	0	0	0	0	0	0	0	0	0	0	0	0	L	19-34
11/24	Broncos	S	6	3	3	0.0	0.0	0	0	0	0	0	0	0	1	0	0	0	0	0	0	0	0	0	0	0	L	19-29
11/29	at Chiefs	S	5	4	1	0.0	0.0	0	0	0	0	0	0	0	0	0	0	0	0	0	0	0	0	0	0	0	L	17-19
12/08	at Buccaneers	S	4	2	2	0.0	0.0	0	0	0	0	0	0	0	0	0	0	0	0	0	0	0	0	0	0	0	L	13-28
12/16	Falcons	S	9	6	3	0.0	0.0	0	0	0	0	0	0	0	0	0	0	0	0	0	0	0	0	0	0	0	L	9-15
12/22	Jaguars	S	9	6	3	0.0	0.0	0	0	0	0	0	0	0	0	2	0	0	0	2	1	1	0	0	0	0	W	19-14
12/29	at Saints	S	3	2	1	0.0	0.0	0	0	0	0	0	0	0	2	0	0	0	0	1	0	1	0	0	0	0	W	25-10
01/05	Chargers	S	8	4	4	0.0	0.0	1	1	0	0	0	0	0	0	0	0	0	0	1	1	0	0	0	0	0	L	20-34
2024 TOTALS		**17-14**	**85**	**55**	**30**	**1.0**	**8.0**	**2**	**9**	**1**	**0**	**0**	**0**	**0**	**5**	**2**	**0**	**0**	**0**	**4**	**2**	**2**	**0**	**0**	**0**	**0**	**4-13**	

ISAIAH POLA-MAO'S 2023 GXG REGULAR-SEASON STATISTICS (RAIDERS)

			TACKLES								INTERCEPTIONS					O. FUMB				ST					MISC			
DATE	OPPONENT	P/S	TK	S	A	SK	YDS	TFL	YDS	QBH	NO	YDS	LG	TD	PD	FF	FR	TD	YDS	TK	S	A	FF	FR	S	A	W/L	SCORE
09/10	at Broncos	P	0	0	0	0.0	0.0	0	0	0	0	0	0	0	0	0	0	0	0	0	0	0	0	0	0	0	W	17-16
09/17	at Bills	P	0	0	0	0.0	0.0	0	0	0	0	0	0	0	0	0	0	0	0	0	0	0	0	0	0	0	L	10-38
09/24	Steelers	P	0	0	0	0.0	0.0	0	0	0	0	0	0	0	0	0	0	0	0	0	0	0	0	0	0	0	L	18-23
10/01	at Chargers		ON INACTIVE LIST																								L	17-24
10/09	Packers	P	0	0	0	0.0	0.0	0	0	0	0	0	0	0	0	0	0	0	0	0	0	0	0	0	0	0	W	17-13
10/15	Patriots	P	0	0	0	0.0	0.0	0	0	0	0	0	0	0	0	0	0	0	0	0	0	0	0	0	0	0	W	21-17
10/22	at Bears	P	2	1	1	0.0	0.0	0	0	0	0	0	0	0	0	0	0	0	0	0	0	0	0	0	0	0	L	12-30
10/30	at Lions	P	1	1	0	0.0	0.0	0	0	0	0	0	0	0	0	0	0	0	0	1	0	1	0	0	0	0	L	14-26
11/05	Giants	P	2	1	1	0.0	0.0	0	0	0	0	0	0	0	0	0	0	0	0	1	1	0	0	0	0	0	W	30-6
11/12	Jets	P	0	0	0	0.0	0.0	0	0	0	0	0	0	0	0	0	0	0	0	0	0	0	0	0	0	0	W	16-12
11/19	at Dolphins	P	7	4	3	0.0	0.0	0	0	0	1	0	0	0	1	0	0	0	0	0	0	0	0	0	0	0	L	13-20
11/26	Chiefs	P	0	0	0	0.0	0.0	0	0	0	0	0	0	0	0	0	0	0	0	0	0	0	0	0	0	0	L	17-31
12/10	Vikings	P	0	0	0	0.0	0.0	0	0	0	0	0	0	0	0	0	0	0	0	0	0	0	0	0	0	0	L	0-3
12/14	Chargers	P	3	3	0	0.0	0.0	0	0	0	0	0	0	0	0	0	0	0	0	0	0	0	0	0	0	0	W	63-21
12/25	at Chiefs	P	0	0	0	0.0	0.0	0	0	0	0	0	0	0	0	0	0	0	0	0	0	0	0	0	0	0	W	20-14
12/31	at Colts	P	0	0	0	0.0	0.0	0	0	0	0	0	0	0	0	0	0	0	0	0	0	0	0	0	0	0	L	20-23
01/07	Broncos	P	2	2	0	1.0	7.0	1	7	1	0	0	0	0	0	0	0	0	0	1	1	0	0	0	0	0	W	27-14
2023 TOTALS		**16-0**	**17**	**12**	**5**	**1.0**	**7.0**	**1**	**7**	**1**	**1**	**0**	**0**	**0**	**1**	**0**	**0**	**0**	**0**	**3**	**2**	**1**	**0**	**0**	**0**	**0**	**8-9**	

ISAIAH POLA-MAO'S 2022 GXG REGULAR-SEASON STATISTICS (RAIDERS)

			TACKLES								INTERCEPTIONS					O. FUMB				ST					MISC			
DATE	OPPONENT	P/S	TK	S	A	SK	YDS	TFL	YDS	QBH	NO	YDS	LG	TD	PD	FF	FR	TD	YDS	TK	S	A	FF	FR	S	A	W/L	SCORE
09/11	at Chargers		ON INACTIVE LIST																								L	19-24
09/18	Cardinals	P	0	0	0	0.0	0.0	0	0	0	0	0	0	0	0	0	0	0	0	0	0	0	0	0	0	0	L	23-29+
09/25	at Titans	P	0	0	0	0.0	0.0	0	0	0	0	0	0	0	0	0	0	0	0	0	0	0	0	0	0	0	L	22-24
10/02	Broncos		PRACTICE SQUAD																								W	32-23
10/10	at Chiefs		PRACTICE SQUAD																								L	29-30
10/23	Texans		PRACTICE SQUAD																								W	38-20
10/30	at Saints		PRACTICE SQUAD																								L	0-24
11/06	at Jaguars		PRACTICE SQUAD																								L	20-27
11/13	Colts	P	0	0	0	0.0	0.0	0	0	0	0	0	0	0	0	0	0	0	0	0	0	0	0	0	0	0	L	20-25
11/20	at Broncos	P	4	3	1	0.0	0.0	0	0	0	0	0	0	0	0	0	0	0	0	0	0	0	0	0	0	0	W	22-16+
11/27	at Seahawks	P	0	0	0	0.0	0.0	0	0	0	0	0	0	0	0	0	0	0	0	0	0	0	0	0	0	0	W	40-34+
12/04	Chargers	P	5	5	0	1.0	9.0	1	9	2	0	0	0	0	0	0	0	0	0	0	0	0	0	0	0	0	W	27-20
12/08	at Rams	P	2	0	2	0.0	0.0	0	0	0	0	0	0	0	0	0	0	0	0	2	1	1	0	0	0	0	L	16-17
12/18	Patriots	P	1	0	1	0.0	0.0	0	0	0	0	0	0	0	0	0	0	0	0	0	0	0	0	0	0	0	W	30-24
12/24	at Steelers	P	0	0	0	0.0	0.0	0	0	0	0	0	0	0	0	0	0	0	0	1	1	0	0	0	0	0	L	10-13
01/01	49ers	P	1	1	0	0.0	0.0	0	0	0	0	0	0	0	0	0	0	0	0	2	1	1	0	0	0	0	L	34-37+
01/07	Chiefs	P	2	2	0	0.0	0.0	1	2	0	0	0	0	0	0	0	0	0	0	0	0	0	0	0	0	0	L	13-31
2022 TOTALS		**11-0**	**15**	**11**	**4**	**1.0**	**9.0**	**2**	**11**	**2**	**0**	**0**	**0**	**0**	**0**	**0**	**0**	**0**	**0**	**5**	**3**	**2**	**0**	**0**	**0**	**0**	**6-11**	

+ - Overtime

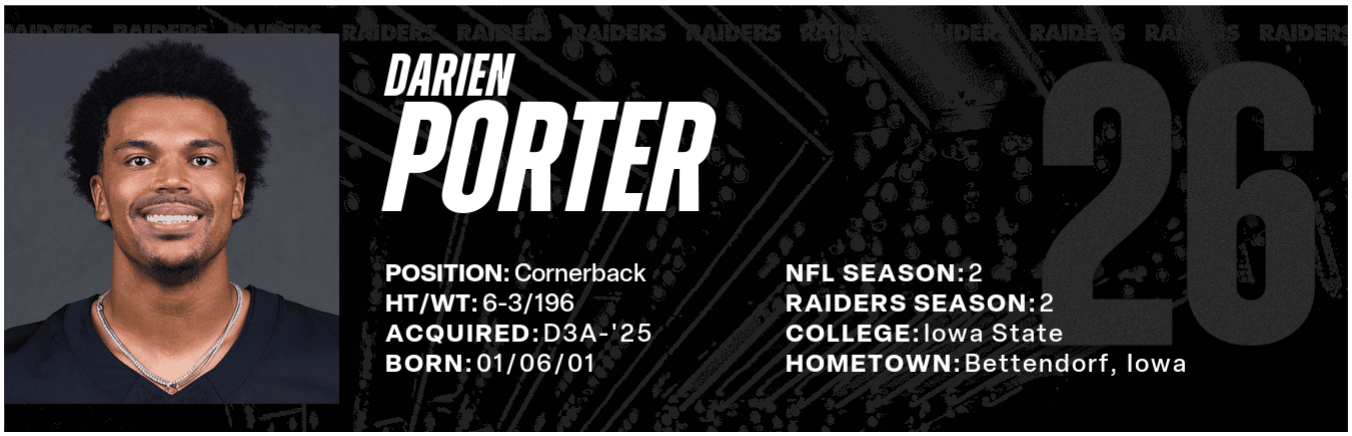

TRANSACTIONS: *Selected by Las Vegas Raiders in the third round (68th overall) of the 2025 NFL Draft, April 25, 2025.*

AT A GLANCE

- During his rookie season, played in 17 games with 10 starts, recording 37 tackles (25 solo), three passes defensed, one fumble recovery and five special teams tackles.
- Played in a school-record 64 games over his six seasons (2019-24) at Iowa State, amassing 51 tackles, two tackles for loss, three interceptions and six passes defensed.
- As a senior at Iowa State, earned honorable mention All-Big 12 after recording 18 tackles, two tackles for loss, three interceptions, one blocked field goal and one blocked punt.
- Blocked five total kicks (4 punt, 1 FG) over his collegiate career, the most by any player in Big 12 history.

2026: (9/13) vs. Mia.: Finished with two tackles and two passes defensed...**(9/20) at LAC:** Inactive...**(9/27) at NO:** Recorded one tackle on special teams...**(10/4) vs. KC:** Played on defense and special teams...**(10/11) at NE:** Recorded seven tackles (five), two passes defensed and one fumble recovery...**(10/18) vs. Buf.:** Posted two solo tackles and one pass defensed...**(10/25) vs. LAR:** Finished with seven tackles (six)...**(11/1) at NYJ:** Played on defense before exiting the game with an injury...**(11/8) at SF:** Recorded one solo tackle...**(11/15) vs. Sea.:** Saw action on defense and special teams...**(11/22) at Den.:** Saw action on special teams.

2025: Appeared in 17 games with 10 starts, recording 37 tackles (25 solo), three passes defensed, one fumble recovery and five special teams tackles…**(9/7) at NE:** Played exclusively on special teams...**(9/15) vs. LAC:** Saw action on special teams...**(9/21) at Was.:** Logged his first defensive snaps and recorded two tackles...Also recorded two tackles on special teams...**(9/28) vs. Chi.:** Appeared on defense and special teams...**(10/5) at Ind.:** Made first his career start at cornerback and recorded two tackles (one)...**(10/12) vs. Ten.:** Saw action on special teams...**(10/19) at KC:** Played on defense and special teams...**(11/2) vs. Jax.:** Finished with a career-high 10 tackles (eight), becoming just the fifth rookie defensive back in Raiders history to record 10+ tackles in a game...**(11/6) at Den.:** Posted two tackles (one)...**(11/17) vs. Dal.:** Recorded one tackle on defense and one tackle on special teams...**(11/23) vs. Cle.:** Started at cornerback and also saw action on special teams...**(11/30) at LAC:** Recorded three tackles...**(12/7) vs. Den.:** Finished with five tackles (three) and two passes defensed…Added one stop on special teams...**(12/14) at Phi.:** Finished with four tackles (two)...**(12/21) at Hou.:** Posted two tackles (one) on defense and one tackle on special teams...**(12/28) vs. NYG:** Recorded three tackles (two) and one pass defensed.

COLLEGE: Played in a school-record 64 games over six seasons (2019-24) at Iowa State…Totaled 51 tackles, two tackles for loss, three interceptions and six passes defensed…Also blocked five total kicks, the most by any player in Big 12 history…In 2024, played in 12 games with seven starts and recorded a career-high 18 tackles…Added two tackles for loss, three interceptions, one blocked field goal and one blocked punt…Earned honorable mention All-Big 12…In 2023, appeared in 12 games and tallied 10 tackles and three passes defensed on defense…Added five tackles and one blocked punt on special teams…In 2022, transitioned to defensive back from wide receiver…Played in all 12 games and finished with 15 tackles on defense, one pass defensed, three tackles on special teams and one blocked punt…In 2021, saw action in in 13 games and finished with three tackles on special teams…As a redshirt freshman, appeared in all 12 games and registered five special teams tackles…Played in three games before earning a redshirt in 2019..

PERSONAL: Attended Bettendorf (Iowa) High School where he played football and participated in track & field…Two-time all-district pick and first-team all-state selection senior year as a kick returner…As a senior, tallied 27 catches for 440 yards and seven TDs in 2018…Also rushed for 208 yards and three TDs, averaging 13.0 yards per rush…Helped team to a 10-2 record as a junior, catching 10 passes for 251 yards and four touchdowns…Also was a standout in track & field, winning the Class 4A state championship in the 400 meters in 2017 and 2019, and was runner-up in 2018…His time of 46.99 in 2019 broke the Class 4A state record and was the first sub-47.00 400 in Iowa prep history…Also a member of the 2019 state champion Class 4A 800 sprint medley team and winner of the state title in the 200 meters to claim three state titles…Placed third in the 200 meters and member of the 4X400 relay team that finished runner-up in 2018.

ADDITIONAL STATISTICS: Special teams tackles – 5 in 2025. NFL Totals: 5.

SINGLE-GAME HIGHS: TACKLES: Total – 10, 11/2/2025 vs. Jax. Solo – 8, 11/2/2025 vs. Jax. Passes Defensed – 2, 12/7/2025 vs. Den. Fumbles Recovered – 1, 9/21/2025 at Was.

DARIEN PORTER'S NFL REGULAR SEASON DEFENSIVE STATISTICS

				TACKLES								INTERCEPTIONS					O. FUMB				ST					MISC	
DATE	TEAM	GP	GS	TK	S	A	TFL	YDS	SK	YDS	QBH	NO	YDS	LG	TD	PD	FF	FR	TD	YDS	TK	S	A	FF	FR	S	A
2025	Raiders	17	10	37	25	12	0	0	0.0	0.0	0	0	0	0	0	3	0	1	0	0	5	4	1	0	0	0	0
2026	Raiders	10	5	19	14	5	0	0	0.0	0.0	0	0	0	0	0	5	0	1	0	0	1	1	0	0	0	0	0
NFL TOTALS		**27**	**15**	**56**	**39**	**17**	**0**	**0**	**0.0**	**0.0**	**0**	**0**	**0**	**0**	**0**	**8**	**0**	**2**	**0**	**0**	**6**	**5**	**1**	**0**	**0**	**0**	**0**

DARIEN PORTER'S 2026 GXG REGULAR-SEASON STATISTICS (RAIDERS)

			TACKLES								INTERCEPTIONS					O. FUMB				ST					MISC			
DATE	OPPONENT	P/S	TK	S	A	SK	YDS	TFL	YDS	QBH	NO	YDS	LG	TD	PD	FF	FR	TD	YDS	TK	S	A	FF	FR	S	A	W/L	SCORE
09/13	Dolphins	S	2	0	2	0.0	0.0	0	0	0	0	0	0	0	2	0	0	0	0	0	0	0	0	0	0	0	W	27-13
09/20	at Chargers																										W	26-14
													ON INACTIVE LIST															
09/27	at Saints	P	0	0	0	0.0	0.0	0	0	0	0	0	0	0	0	0	0	0	0	1	1	0	0	0	0	0	W	35-27
10/04	Chiefs	P	0	0	0	0.0	0.0	0	0	0	0	0	0	0	0	0	0	0	0	0	0	0	0	0	0	0	L	27-30
10/11	at Patriots	P	7	5	2	0.0	0.0	0	0	0	0	0	0	0	2	0	1	0	0	0	0	0	0	0	0	0	L	17-45
10/18	Bills	S	2	2	0	0.0	0.0	0	0	0	0	0	0	0	1	0	0	0	0	0	0	0	0	0	0	0	L	30-33
10/25	Rams	S	7	6	1	0.0	0.0	0	0	0	0	0	0	0	0	0	0	0	0	0	0	0	0	0	0	0	L	21-35
11/01	at Jets	S	0	0	0	0.0	0.0	0	0	0	0	0	0	0	0	0	0	0	0	0	0	0	0	0	0	0	W	38-33
11/08	at 49ers	S	1	1	0	0.0	0.0	0	0	0	0	0	0	0	0	0	0	0	0	0	0	0	0	0	0	0	L	17-38
11/15	Seahawks	P	0	0	0	0.0	0.0	0	0	0	0	0	0	0	0	0	0	0	0	0	0	0	0	0	0	0	L	13-21
11/22	at Broncos	P	0	0	0	0.0	0.0	0	0	0	0	0	0	0	0	0	0	0	0	0	0	0	0	0	0	0	L	24-38
2026 TOTALS		**10-5**	**19**	**14**	**5**	**0.0**	**0.0**	**0**	**0**	**0**	**0**	**0**	**0**	**0**	**5**	**0**	**1**	**0**	**0**	**1**	**1**	**0**	**0**	**0**	**0**	**0**	**4-7**	

DARIEN PORTER'S 2025 GXG REGULAR-SEASON STATISTICS (RAIDERS)

			TACKLES								INTERCEPTIONS					O. FUMB				ST					MISC			
DATE	OPPONENT	P/S	TK	S	A	SK	YDS	TFL	YDS	QBH	NO	YDS	LG	TD	PD	FF	FR	TD	YDS	TK	S	A	FF	FR	S	A	W/L	SCORE
09/07	at Patriots	P	0	0	0	0.0	0.0	0	0	0	0	0	0	0	0	0	0	0	0	0	0	0	0	0	0	0	W	20-13
09/15	Chargers	P	0	0	0	0.0	0.0	0	0	0	0	0	0	0	0	0	0	0	0	0	0	0	0	0	0	0	L	9-20
09/21	at Commanders	P	2	2	0	0.0	0.0	0	0	0	0	0	0	0	0	0	0	0	0	2	2	0	0	0	0	0	L	24-41
09/28	Bears	P	0	0	0	0.0	0.0	0	0	0	0	0	0	0	0	0	0	0	0	0	0	0	0	0	0	0	L	24-25
10/05	at Colts	S	2	1	1	0.0	0.0	0	0	0	0	0	0	0	0	0	0	0	0	0	0	0	0	0	0	0	L	6-40
10/12	Titans	P	0	0	0	0.0	0.0	0	0	0	0	0	0	0	0	0	0	0	0	0	0	0	0	0	0	0	W	20-10
10/19	at Chiefs	P	0	0	0	0.0	0.0	0	0	0	0	0	0	0	0	0	0	0	0	0	0	0	0	0	0	0	L	0-31
11/02	Jaguars	S	10	8	2	0.0	0.0	0	0	0	0	0	0	0	0	0	0	0	0	0	0	0	0	0	0	0	L	29-30+
11/06	at Broncos	S	2	1	1	0.0	0.0	0	0	0	0	0	0	0	0	0	0	0	0	0	0	0	0	0	0	0	L	7-10
11/17	Cowboys	P	1	0	1	0.0	0.0	0	0	0	0	0	0	0	0	0	0	0	0	1	0	1	0	0	0	0	L	16-33
11/23	Browns	S	0	0	0	0.0	0.0	0	0	0	0	0	0	0	0	0	0	0	0	0	0	0	0	0	0	0	L	10-24
11/30	at Chargers	S	3	3	0	0.0	0.0	0	0	0	0	0	0	0	0	0	0	0	0	0	0	0	0	0	0	0	L	14-31
12/07	Broncos	S	5	3	2	0.0	0.0	0	0	0	0	0	0	0	2	0	0	0	0	1	1	0	0	0	0	0	L	17-24
12/14	at Eagles	S	4	2	2	0.0	0.0	0	0	0	0	0	0	0	0	0	0	0	0	0	0	0	0	0	0	0	L	0-31
12/21	at Texans	S	2	1	1	0.0	0.0	0	0	0	0	0	0	0	0	0	0	0	0	1	1	0	0	0	0	0	L	21-23
12/28	Giants	S	3	2	1	0.0	0.0	0	0	0	0	0	0	0	1	0	0	0	0	0	0	0	0	0	0	0	L	10-34
01/04	Chiefs	S	3	2	1	0.0	0.0	0	0	0	0	0	0	0	0	0	1	0	0	0	0	0	0	0	0	0	W	14-12
2025 TOTALS		**17-10**	**37**	**25**	**12**	**0.0**	**0.0**	**0**	**0**	**0**	**0**	**0**	**0**	**0**	**3**	**0**	**1**	**0**	**0**	**5**	**4**	**1**	**0**	**0**	**0**	**0**	**3-14**	

+ - Overtime



TRANSACTIONS: *Selected by Las Vegas Raiders in the second round (44th overall) of the 2024 NFL Draft, April 26, 2024.*

AT A GLANCE
- Played in 23 games with 21 starts since joining the Raiders in 2024, playing at both guard and center.
- Logged 588 pass blocking snaps in 2024 and allowed just 43 QB pressures (7.3%), the fourth lowest pressure rate allowed among rookie offensive linemen (min. 500 snaps).
- Played in 36 career games over three seasons at Oregon (2021-23) and allowed zero sacks in 997 career offensive snaps.
- As a junior in 2023, became the first player in program history and the first Pac-12 player ever to win the Rimington Trophy as the nation's best center.

CAREER: Veteran guard/center enters his third season with the Raiders after originally being selected by the club in the second round (44th overall) of the 2024 NFL Draft…Has appeared in 23 games and made 21 starts during his career…In 2025, appeared in eight games with seven starts at right guard before missing the rest of the season with an ankle injury…Helped pave the way for RB Ashton Jeanty to lead all rookies in rushing yards (975)…As a rookie in 2024, played in 15 games with 14 starts, playing at both left guard and center…Logged 588 pass blocking snaps and allowed just 43 QB pressures (7.3%), the fourth lowest pressure rate allowed among rookie offensive linemen (min. 500 snaps).

2026: (9/13) vs. Mia.: Started at right guard and was part of an offensive line that allowed zero sacks, the first game with no sacks allowed by the Raiders since Week 4 of 2025 (0 vs. Chi.)...**(9/20) at LAC:** Was part of a unit that posted 305 total yards on offense, including 248 passing yards and 57 rushing yards...**(9/27) vs. NO:** Was part of a unit that posted 340 total yards, including 113 yards rushing and 227 yards passing. 340 yards is also the most by the Raiders in a game since Week 4 of 2025 (357 vs. Chi.)...**(10/4) vs. KC:** Inactive...**(10/11) at NE:** Was part of a unit that recorded 306 total net yard of offense, including 268 passing yards and 38 rushing yards...**(10/18) vs. Buf.:** Saw action on special teams...**(10/25) vs. LAR:** Saw action on special teams...**(11/1) at NYJ:** Saw action on special teams...**(11/8) at SF:** Saw action on special teams...**(11/15) vs. Sea.:** Saw action on special teams...**(11/22) at Den.:** Saw action on special teams.

2025: Played in eight games with seven starts at right guard before missing the rest of the season with an ankle injury…Helped pave the way for RB Ashton Jeanty to lead all rookies in rushing yards (975)…**(9/7) at NE:** Started at right guard and was part of an offensive line that helped pave a way for QB Geno Smith to record 362 yards, one touchdown, one interception and a 102.8 passer rating...Helped the offense record 389 total yards of offense, including 333 passing yards and 56 rushing yards...**(9/15) vs. LAC:** Inactive due to a concussion...**(9/21) at Was.:** Appeared exclusively on special teams...**(9/28) vs. Chi.:** Started at right guard and was part of a unit that helped record 357 total net yards of offense, including a season-high 240 yards as a team…Helped pave a way for Jeanty to rush 21 times for a career-high 138 yards (6.6 avg.) and one touchdown...RB Raheem Mostert had 62 rushing yards and QB Geno Smith had 31 yards...**(10/5) at Ind.:** Started and was part of an offense that recorded 296 total net yards of offense including 106 yards rushing and 190 passing yards...**(10/12) vs. Ten.:** Started and was part of an offense that recorded 226 total net yards, including 68 yards rushing and 158 passing yards...**(10/19) at KC:** Started on offense...**(11/2) vs. Jax:** Started and was part of a unit that finished with 331 total yards of offense, including 274 passing yards and 57 rushing yards, and scored 29 points in the game, the most in a game this season and the most by the Raiders since Week 15 of 2023 (63 vs. LAC)...**(11/6) at Den.:** Was part of a unit that finished with 217 total yards of offense, including 143 passing yards and 74 rushing yards.

2024: Played in 15 games with 14 starts, playing at both left guard and center…Logged 588 pass blocking snaps in 2024 and allowed just 43 QB pressures (7.3%), the fourth lowest pressure rate allowed among rookie offensive linemen (min. 500 snaps)…**(9/8) at LAC:** Inactive due to an illness...**(9/15) at Bal.:** Inactive due to an illness...**(9/22) vs. Car.:** Rotated with Dylan Parham at right guard and was part of an offensive line that allowed time for QB Gardner Minshew II to pass for 219 yards and one touchdown...**(9/29) vs. Cle.:** Started at left guard and helped pave the way for 152 rushing yards...**(10/6) at Den.:** Started at left guard and was part of an offensive line that helped the Raiders offense rush for 115 rushing yards - the second straight game with 100+ rushing yards...**(10/13) vs. Pit.:** Started at left guard and allowed time for QB Aidan O'Connell to pass for 227 passing yards and one touchdown...**(10/20) at LAR:** Started at left guard and was part of an offensive line that helped pave the way for 122 rushing yards..**(10/27) vs. KC:** Started at left guard and allowed time for QB Gardner Minshew to complete 24-of-30 (80.0%) passes for 209 yards and two touchdowns...**(11/3) at Cin.:** Started at center...**(11/17) at Mia.:** Started at center and helped the offense record 328 total yards, including 268 passing yards and 60 rushing yards...**(11/24) vs. Den.:** Started at center and helped pave the way for an average of 4.3 yards per rush…**(11/29) at KC:** Started at center and helped the Raiders finish 318 passing yards, the most in a single game this season...**(12/8) at TB:** Started at center...**(12/15) vs. ATL:** Started at center...**(12/22) vs. Jax.:** Started at left guard and helped the offense finish with 314 total yards of offense, including 245 passing yards...**(12/29) at NO:** Started at left guard and was part of a unit that helped pave a way for a season-high 156 rushing yards as a team…Blocked for RB Ameer Abdullah who rushed for 115 yards on 20 carries...**(1/5/25) vs. LAC:** Started at left guard and was part of an offensive line that allowed zero sacks in the game for the first time this season.

COLLEGE: Played three seasons (2021-23) at the University of Oregon, appearing in 36 career games at guard, center and even defensive line…Saw action in 997 total offensive snaps, allowing zero sacks in his career…As a junior in 2023, became the first player

in program history and the first Pac-12 player ever to win the Rimington Trophy as the nation's best center…Started in 13 games at center and led all FBS centers in overall (84.3) and run-blocking (85.2) grade according to Pro Football Focus while ranking second in pass-blocking grade (90.6)…Allowed just one pressure and zero sacks in 471 pass-blocking opportunities…Part of an offensive line that only allowed five total sacks, the fewest in the nation…Helped pave the way for an Oregon offense that led the nation in passing offense (346.9 YPG) while ranking second in scoring offense (44.2 PPG), second in total offense (531.4 YPG) and 30th in rushing offense (184.5 YPG)…Led the Ducks with 37 total knockdowns on the season…Earned a pass-blocking grade of 80.0 or better in eight of 13 games played and did not allow a pressure in any of his last 10 games played…As a sophomore in 2022, played in 12 of 13 games and allowed just two total pressures and zero sacks…According to Pro Football Focus, ranked first in overall grade (84.1), second in run-blocking grade (86.2) and third in pass-blocking grade (84.7)…Part of an Oregon offensive line that led the nation with just five sacks allowed…Helped pave the way for an Oregon offense that finished as the only team in the nation in the top 20 for both rushing offense (12th, 215.77 YPG) and passing offense (17th, 284.8 YPG)…Played in 11 games as a true freshman (2021)…Earned a 70.1 overall offensive grade and an 85.9 pass-blocking grade by Pro Football Focus as part of an offensive line that ranked in the top 25 nationally with 202 rushing yards per game and tied for sixth with 36 rushing touchdowns.

PERSONAL: Attended Corner Canyon High School in Draper, Utah… A four-year letterman and three-year team captain…In four years, helped Corner Canyon to a 51-1 record and three straight state championships, including back-to-back 6A state championships in 2019 and 2020 and a 5A state title in 2018…Two-time first team all-state pick, three-time first-team All-6A Region 4 selection and one-time second-team All-6A Region 4 pick… Played on both sides of the ball – on defense finished career with 124 tackles (42 solo), 20.0 tackles for loss, 7.5 sacks, seven hurries, two interceptions, eight passes deflected and a forced fumble…Earned first-team Deseret News 6A All-State honors as an offensive lineman following senior season…Also lettered three times in baseball and wrestling.

JACKSON POWERS-JOHNSON'S NFL REGULAR SEASON STATISTICS

DATE	TEAM	GP	GS
2024	Raiders	15	14
2025	Raiders	8	7
2026	Raiders	10	4
NFL TOTALS		**33**	**25**

JACKSON POWERS-JOHNSON'S 2026 GXG REGULAR-SEASON STATISTICS (RAIDERS)

DATE	OPPONENT	P/S		W/L	SCORE
09/13	Dolphins	S		W	27-13
09/20	at Chargers	S		W	26-14
09/27	at Saints	S		W	35-27
10/04	Chiefs		ON INACTIVE LIST	L	27-30
10/11	at Patriots	S		L	17-45
10/18	Bills	P		L	30-33
10/25	Rams	P		L	21-35
11/01	at Jets	P		W	38-33
11/08	at 49ers	P		L	17-38
11/15	Seahawks	P		L	13-21
11/22	at Broncos	P		L	24-38
2026 TOTALS		**10-4**		**4-7**	



TRANSACTIONS: *Signed by Las Vegas Raiders as an undrafted free agent, May 9, 2024…Waived by Raiders, Aug. 27, 2024…Signed by Raiders to practice squad, Aug. 28, 2024…Signed by Raiders to a Reserve/Future contract, Jan. 6, 2025…Re-signed by Raiders as an exclusive rights free agent, April 6, 2026.*

CAREER: Joined the Raiders as an undrafted free agent in 2024 and spent the majority of the season on the team's practice squad…In 2025, saw first career NFL action, appearing in 15 games with two starts at center.

AT A GLANCE
- Saw first career NFL action in 2025, appearing in 15 games with two starts at center.
- Played five seasons at Clemson (2020-23) at both guard and center and exited as the program leader in career games played by an offensive lineman (60).
- Was a two-time All-ACC selection (2022, 23).

2025: Appeared in 15 games with two starts at center…**(9/7) at NE:** Active but did not see action…**(9/15) vs. LAC:** Appeared on special teams…**(9/21) at Was.:** Only saw action on special teams…**(9/28) vs. Chi.:** Appeared exclusively on special teams…**(10/5) at Ind.:** Played on special teams…**(10/12) vs. Ten.:** Appeared on offense and special teams…**(10/19) at KC:** Appeared on offense…**(11/2) vs. Jax.:** Played on offense and special teams…**(11/6) at Den.:** Saw increased action on offense and also appeared on special teams…**(11/17) vs. Dal.:** Made first career start at center and was part of a unit that finished with 236 total yards of offense, including 209 passing yards…**(11/23) vs. Cle.:** Started at center and helped QB Geno Smith complete 30-of-44 (68.2%) passes for 285 yards, one touchdown and a 93.5 passer rating…**(11/30) at LAC:** Appeared on special teams…**(12/7) vs. Den.:** Played on special teams…**(12/14) at Phi.:** Active but did not see action…**(12/21) at Hou.:** Appeared on special teams…**(12/28) vs. NYG:** Played exclusively on special teams…**(1/4/26) vs. KC:** Played on special teams.

COLLEGE: Two-time All-ACC selection and four-year starter along the offensive line at Clemson…He played two seasons at guard (2020-21) and two at center (2022-2023)…Named All-Conference in final two seasons…Exited as Clemson's career leader in games played by an offensive lineman (60)…Started the final 49 games of his career…Finished career with three ACC titles, three bowl wins, two College Football Playoff berths and a national title game appearance…In 2023, started all 13 games at center and was named a third team All-ACC selection…Named a team captain…In 2022, started all 14 games at center….Named a third-team All-ACC selection in his first year at center…In 2021, started in all 10 games in which he appeared…Named a third team all-conference pick by Phil Steele…In 2020, started all 12 games and helped Clemson led the ACC as the only team to allow fewer than two sacks per game…In 2019, appeared in 11 games on the offensive line.

PERSONAL: Attended Plant High School in Tampa, Fla. his final two years…Played at Glenwood High School in Chatham, Ill. as a freshman and sophomore…A consensus four-star recruit and National top 120 player…Selected to US Army All- American game…Helped Plant High to 11-2 season in 2018…Played both on offense and defense throughout his career…In addition to playing offensive line, recorded 63 tackles on defense in 2018 with eight tackles for loss and five sacks…Posted 31 tackles, including 3.5 tackles for loss in 2016 at Glenwood High…Outstanding wrestler who competed in state heavyweight tournament as a freshman at Glenwood in 2016…Was the Florida state champion as a heavyweight in 2018 with a 25-0 record for the season.

WILL PUTNAM'S NFL REGULAR SEASON STATISTICS

DATE	TEAM	GP	GS
2024	Raiders	0	0
2025	Raiders	15	2
2026	Raiders	0	0
NFL TOTALS		**15**	**2**

WILL PUTNAM'S 2026 GXG REGULAR-SEASON STATISTICS (RAIDERS)

DATE	OPPONENT	P/S		W/L	SCORE
09/13	Dolphins		PRACTICE SQUAD	W	27-13
09/20	at Chargers		PRACTICE SQUAD	W	26-14
09/27	at Saints		PRACTICE SQUAD	W	35-27
10/04	Chiefs		PRACTICE SQUAD	L	27-30
10/11	at Patriots		PRACTICE SQUAD	L	17-45
10/18	Bills		PRACTICE SQUAD	L	30-33
10/25	Rams		PRACTICE SQUAD	L	21-35
11/01	at Jets		PRACTICE SQUAD	W	38-33
11/08	at 49ers		PRACTICE SQUAD	L	17-38
11/15	Seahawks		PRACTICE SQUAD	L	13-21
11/22	at Broncos		PRACTICE SQUAD	L	24-38
2026 TOTALS		**0-0**		**4-7**	



TRANSACTIONS: *Selected by Las Vegas Raiders in the third round (98th overall) of the 2025 NFL Draft, April 25, 2025.*

AT A GLANCE
- As a rookie in 2025, started the final six games of the season at right guard.
- Played in 61 total games and made 55 consecutive starts on the offensive line at Texas Tech from the end of his 2020 true freshman season to the end of 2024. His 55 starts at Texas Tech are the second most in program history - the most by an offensive lineman.
- As a senior in 2024, started in all 13 games, making nine starts at right tackle, two starts at left guard and one start at right guard.

2026: (9/13) vs. Mia.: Saw action on special teams...**(9/20) at LAC:** Saw action on special teams...**(9/27) vs. NO:** Was part of a unit that posted 340 total yards, including 113 yards rushing and 227 yards passing. 340 yards is also the most by the Raiders in a game since Week 4 of 2025 (357 vs. Chi.)...**(10/4) vs. KC:** Was part of a unit that recorded 437 total net yards, a season high for the offense and the most by the Raiders in a game since Week 17 of 2022 (500 vs. SF)...Finished with 365 total passing yards, the most in a game for the Raiders since Week 17 of 2022 (365 vs. SF)...Averaged 7.0 yards per pass play and are now averaging 6.7 yards per pass play in 2026, the ninth best mark in the NFL...Allowed zero sacks in the game, the second time this season allowing no sacks. They have now allowed five total sacks in 2026, tied for the second fewest in the NFL...The Raiders have a sack differential of +7 in 2026, the best mark in the NFL...**(10/11) at NE:** Saw action on special teams...**(10/18) vs. Buf.:** Was part of a unit that recorded 378 total yards of offense, including 313 net passing yards and 65 rushing yards...**(10/25) vs. LAR:** Was part of a unit that posted 308 total passing yards in the game, their third game this season with 300+ passing yards, tied for the second most of such games in the NFL this season, trailing only the Rams (4). The Raiders are averaging 269.0 passing yards per game in 2026, the fourth most in the NFL...**(11/1) at NYJ:** Saw action on offense and special teams...**(11/8) at SF:** Saw action on special teams...**(11/15) vs. Sea.:** Saw action on special teams...**(11/22) at Den.:** Saw action on special teams.

2025: Started all six games at right guard he appeared in and helped pave the way for RB Ashton Jeanty to lead all rookies in rushing yards (975)…Inactive or did not see action in first 11 games of the season…**(9/7) at NE:** Inactive....**(9/15) vs. LAC:** Active but did not play...**(9/21) at Was.:** Inactive...**(9/28) vs. Chi.:** Inactive...**(10/5) at Ind.:** Inactive...**(10/12) vs. Ten.:** Inactive...**(11/2) vs. Jax.:** Inactive...**(11/6) at Den.:** Inactive...**(11/17) vs. Dal.:** Inactive...**(11/23) vs. Cle.:** Active but did not see action...**(11/30) at LAC:** Made first career start at right guard and was part of an offensive unit that scored a touchdown on 2-of-2 red zone drives in the game…**(12/7) vs. Den.:** Started at right guard and was part of an offensive unit that helped passers complete 21-of-32 (65.6%) passes for 213 yards, two touchdowns and a 105.3 passer rating...**(12/14) at Phi.:** Started at right guard...**(12/21) at Hou.:** Started and was part of an offense that recorded 315 total yards of offense, including 145 rushing yards and 170 passing yards...The 145 rushing yards were the second most in a game that season...**(12/28) vs. NYG:** Started at right guard…**(1/4/26) vs. KC:** Started at right guard and helped the offense rush for 118 yards, including 87 yards from Jeanty.

COLLEGE: Played five seasons (2020-24) at Texas Tech, seeing action in 61 total games over his collegiate career…Made 55 consecutive starts on the offensive line at Texas Tech from the end of his 2020 true freshman season to the end of 2024….His 55 starts at Texas Tech are the second most in program history - the most by an offensive lineman…In 2024, started in all 13 games, making nine starts at right tackle, two starts at left guard and one start at right guard…Played in 610 pass block snaps in 2024, allowing just four sacks (according to PFF)…Helped the Red Raiders finish with a top-10 offense in scoring, total yards per game and passing yards…In 2023, started all 13 games at right tackle and played in 972 offensive snaps and was credited with a 98.1 pass blocking efficiency by PFF…In 2022, served as Texas Tech's primary left tackle and was one of six Red Raiders to start and play in all 13 games…Played in 1,107 offensive snaps which finished tied for the most on the team…In 665 pass block snaps, finished with a 95.2 pass blocking percentage by PFF...Combined to surrender only two sacks over the final seven games of the season…In 2021, became the Red Raiders' primary starter at right tackle and was the only underclassman elected to the team captains circle…One of only four offensive players to start in all 13 games…Played in 808 snaps on offense, which ranked second on the offense and allowed only four sacks on the season in 426 pass blocking snaps…In 2020, appeared in nine games with three starts as a true freshman.

PERSONAL: Attended Lake Ridge High School in Mansfield, Texas where he was a two-year starter at right tackle…Was a first team All-District 7-6A selection as a senior in 2019…As a junior, helped team to a 9-3 record and appearance in the third round of the Class 6A playoffs.

CALEB ROGERS' NFL REGULAR SEASON STATISTICS

DATE	TEAM	GP	GS
2025	Raiders	6	6
2026	Raiders	11	3
NFL TOTALS		**17**	**9**

CALEB ROGERS' 2026 GXG REGULAR-SEASON STATISTICS (RAIDERS)

DATE	OPPONENT	P/S		W/L	SCORE
09/13	Dolphins	P		W	27-13
09/20	at Chargers	P		W	26-14
09/27	at Saints	P		W	35-27
10/04	Chiefs	S		L	27-30
10/11	at Patriots	P		L	17-45
10/18	Bills	S		L	30-33
10/25	Rams	S		L	21-35
11/01	at Jets	P		W	38-33
11/08	at 49ers	P		L	17-38
11/15	Seahawks	P		L	13-21
11/22	at Broncos	P		L	24-38
2026 TOTALS		**11-3**		**4-7**	

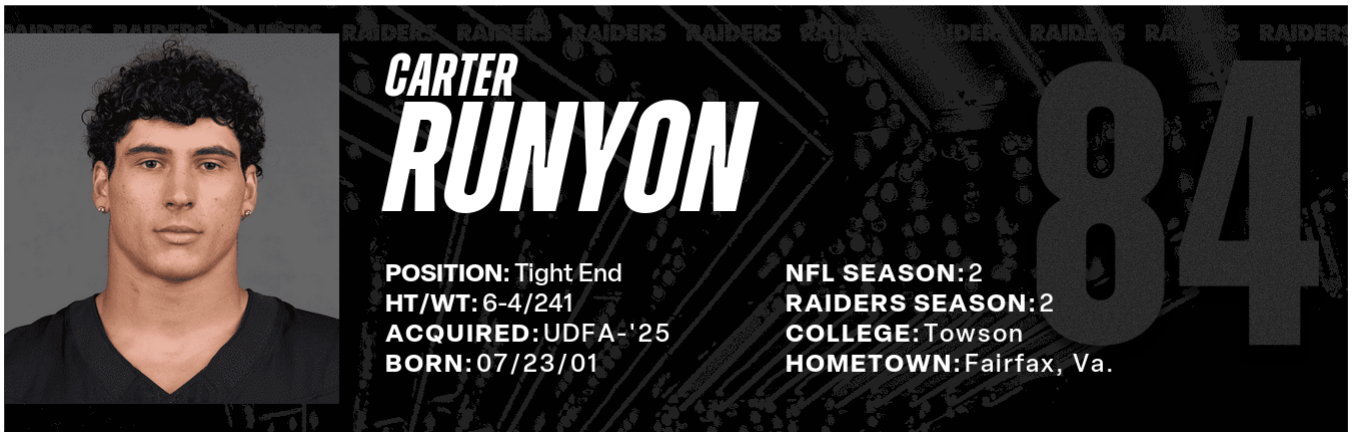

TRANSACTIONS: *Signed by Las Vegas Raiders as an undrafted free agent, May 8, 2025…Waived by the Raiders, Aug. 26, 2025…Signed by the Raiders to the practice squad, Aug. 27, 2025…Signed by Raiders to active roster, Dec. 24, 2025.*

AT A GLANCE
- In 2025, appeared in 13 contests his rookie season and recorded one catch for three yards and two tackles on special teams.
- Played final two collegiate years at Towson (2023-24) after two seasons at Shenandoah University (2021-22), appearing in 39 career games and totaled 104 receptions for 1,212 yards and 10 touchdowns.

2025: Appeared in 13 contests his rookie season and recorded one catch for three yards and two tackles on special teams…**(9/28) vs. Chi.:** Elevated to active roster and saw action on special teams...**(10/5) at Ind.:** Saw action on offense and special teams...**(10/12) vs. Ten.:** Appeared on offense and special teams...**(10/19) at KC:** Logged first career reception for three yards...**(11/2) vs. Jax.:** Saw action on special teams...**(11/6) at Den.:** Inactive...**(11/17) vs. Dal.:** Saw action on special teams...**(11/23) vs. Cle.:** Appeared on offense and special teams...**(11/30) at LAC:** Saw action on offense and special teams...**(12/7) vs. Den.:** Appeared on offense and special teams...**(12/14) at Phi.:** Saw action on special teams...**(12/21) at Hou.:** Played on offense and recorded one tackle on special teams...**(12/28) vs. NYG:** Saw action on offense and special teams...**(1/4/26) vs. KC:** Appeared on offense and special teams.

COLLEGE: Played final two years at Towson (2023-24) after two seasons at Shenandoah University (2021-22)…Appeared in 39 career games and totaled 104 receptions for 1,212 yards and 10 touchdowns…In 2024, started 12 games and finished with 45 receptions for 502 yards and five touchdowns…Earned All-America honors from STATS Perform (First Team) and Associated Press (Second Team)…Was also named All-CAA First Team…Recorded multiple receptions in 11 games…Spent two seasons at Shenandoah University, where he appeared in 16 games and totaled 16 catches for 161 yards (10.1 avg.) and one touchdown…In 2022, saw action in nine games and recorded 16 receptions for 161 yards and one touchdown…Named Second Team All-ODAC at tight end…In 2021, played in seven games on the offensive line and earned Third Team All-ODAC honors

PERSONAL: Attended Oakton High School in Vienna, Va.…As a senior, named First Team All-District, and All-Region Honorable Mention.

ADDITIONAL STATISTICS: Special teams tackles – 1 in 2025. NFL Totals: 1.

CARTER RUNYON'S NFL REGULAR SEASON RUSHING/RECEIVING STATISTICS

				RECEIVING					RUSHING				
DATE	TEAM	GP	GS	NO.	YDS.	AVG.	LG	TD	NO.	YDS.	AVG.	LG	TD
2025	Raiders	13	0	1	3	3.0	3	0	0	0	0.0	0	0
2026	Raiders	2	0	0	0	0.0	0	0	0	0	0.0	0	0
NFL TOTALS		**15**	**0**	**1**	**3**	**3.0**	**3**	**0**	**0**	**0**	**0.0**	**0**	**0**

CARTER RUNYON'S NFL REGULAR SEASON RETURN STATISTICS

		KICKOFF RETURNS					PUNT RETURNS					
DATE	TEAM	RET.	YDS.	AVG.	LG	TD	NO.	FC	YDS.	AVG.	LG	TD
2025	Raiders	0	0	0.0	0	0	0	0	0	0.0	0	0
2026	Raiders	0	0	0.0	0	0	0	0	0	0.0	0	0
NFL TOTALS		**0**	**0**	**0.0**	**0**	**0**	**0**	**0**	**0**	**0.0**	**0**	**0**

CARTER RUNYON'S 2026 GXG REGULAR-SEASON STATISTICS (RAIDERS)

			RECEIVING					RUSHING						
DATE	**OPPONENT**	**P/S**	**NO.**	**YDS.**	**AVG.**	**LG**	**TD**	**NO.**	**YDS.**	**AVG.**	**LG**	**TD**	**W/L**	**SCORE**
09/13	Dolphins		INJURED RESERVE - DESIGNATED FOR RETURN										W	27-13
09/20	at Chargers		INJURED RESERVE - DESIGNATED FOR RETURN										W	26-14
09/27	at Saints		INJURED RESERVE - DESIGNATED FOR RETURN										W	35-27
10/04	Chiefs		INJURED RESERVE - DESIGNATED FOR RETURN										L	27-30
10/11	at Patriots		INJURED RESERVE - DESIGNATED FOR RETURN										L	17-45
10/18	Bills		INJURED RESERVE - DESIGNATED FOR RETURN										L	30-33
10/25	Rams		INJURED RESERVE - DESIGNATED FOR RETURN										L	21-35
11/01	at Jets		INJURED RESERVE - DESIGNATED FOR RETURN										W	38-33
11/08	at 49ers		PRACTICE SQUAD										L	17-38
11/15	Seahawks		PRACTICE SQUAD										L	13-21
11/22	at Broncos		PRACTICE SQUAD										L	24-38
2026 TOTALS		**0-0**	**0**	**0**	**0.0**	**0**	**0**	**0**	**0**	**0.0**	**0**	**0**	**4-7**	

CARTER RUNYON'S 2025 GXG REGULAR-SEASON STATISTICS (RAIDERS)

			RECEIVING					RUSHING						
DATE	**OPPONENT**	**P/S**	**NO.**	**YDS.**	**AVG.**	**LG**	**TD**	**NO.**	**YDS.**	**AVG.**	**LG**	**TD**	**W/L**	**SCORE**
09/07	at Patriots		PRACTICE SQUAD										W	20-13
09/15	Chargers		PRACTICE SQUAD										L	9-20
09/21	at Commanders		PRACTICE SQUAD										L	24-41
09/28	Bears		PRACTICE SQUAD										L	24-25
10/05	at Colts	P	0	0	0.0	0	0	0	0	0.0	0	0	L	6-40
10/12	Titans	P	0	0	0.0	0	0	0	0	0.0	0	0	W	20-10
10/19	at Chiefs	P	1	3	3.0	3	0	0	0	0.0	0	0	L	0-31
11/02	Jaguars	P	0	0	0.0	0	0	0	0	0.0	0	0	L	29-30+
11/06	at Broncos		ON INACTIVE LIST										L	7-10
11/17	Cowboys	P	0	0	0.0	0	0	0	0	0.0	0	0	L	16-33
11/23	Browns	P	0	0	0.0	0	0	0	0	0.0	0	0	L	10-24
11/30	at Chargers	P	0	0	0.0	0	0	0	0	0.0	0	0	L	14-31
12/07	Broncos	P	0	0	0.0	0	0	0	0	0.0	0	0	L	17-24
12/14	at Eagles	P	0	0	0.0	0	0	0	0	0.0	0	0	L	0-31
12/21	at Texans	P	0	0	0.0	0	0	0	0	0.0	0	0	L	21-23
12/28	Giants	P	0	0	0.0	0	0	0	0	0.0	0	0	L	10-34
01/04	Chiefs	P	0	0	0.0	0	0	0	0	0.0	0	0	W	14-12
2025 TOTALS		**12-0**	**1**	**3**	**3.0**	**3**	**0**	**0**	**0**	**0.0**	**0**	**0**	**3-14**	

+ - Overtime



BRETT RYPIEN

16

POSITION: Quarterback
HT/WT: 6-2/202
ACQUIRED: FA-'26
BORN: 07/09/96

NFL SEASON: 7
RAIDERS SEASON: 1
COLLEGE: Boise State
HOMETOWN: Spokane, Wash.

BRETT RYPIEN'S NFL REGULAR SEASON PASSING STATISTICS

DATE	TEAM	GP	GS	ATT.	CMP.	PCT.	YDS	AVG.	TD	INT.	LG	SK	LST	RATE
2019	Broncos	0	0	0	0	0.0	0	0.0	0	0	0	0	0	0.0
2020	Broncos	3	1	40	27	67.5	295	7.4	2	4	48t	1	0	66.1
2021	Broncos	1	0	2	0	0.0	0	0.0	0	0	0	0	0	39.6
2022	Broncos	4	2	88	53	60.2	483	5.5	2	4	45	8	47	63.8
2023	Rams	2	1	38	18	47.4	172	4.5	0	1	34	2	18	49.5
2023	Seahawks	0	0	0	0	0.0	0	0.0	0	0	0	0	0	0.0
2023	TOTAL	2	1	38	18	47.4	172	4.5	0	1	34	2	18	49.5
2024	Vikings	0	0	0	0	0.0	0	0.0	0	0	0	0	0	0.0
2025	Bengals	1	0	0	0	0.0	0	0.0	0	0	0	1	2	0.0
2025	Colts	0	0	0	0	0.0	0	0.0	0	0	0	0	0	0.0
2025	Vikings	0	0	0	0	0.0	0	0.0	0	0	0	0	0	0.0
2025	TOTAL	1	0	0	0	0.0	0	0.0	0	0	0	1	2	0.0
2026	Texans	0	0	0	0	0.0	0	0.0	0	0	0	0	0	0.0
2026	Buccaneers	0	0	0	0	0.0	0	0.0	0	0	0	0	0	0.0
2026	TOTAL	0	0	0	0	0.0	0	0.0	0	0	0	0	0	0.0
TOTALS		**11**	**4**	**168**	**98**	**58.3**	**950**	**5.7**	**4**	**9**	**48T**	**12**	**67**	**59.9**

BRETT RYPIEN'S NFL POSTSEASON PASSING STATISTICS

DATE	TEAM	GP	GS	ATT.	CMP.	PCT.	YDS	AVG.	TD	INT.	LG	SK	LST	RATE
2024	Vikings	0	0	0	0	0.0	0	0.0	0	0	0	0	0	0.0
TOTALS		**0**	**0**	**0**	**0**	**0.0**	**0**	**0.0**	**0**	**0**	**0**	**0**	**0**	**0.0**

BRETT RYPIEN'S NFL REGULAR SEASON RUSHING STATISTICS

DATE	TEAM	NO.	YDS.	AVG.	LG	TD
2019	Broncos	0	0	0.0	0	0
2020	Broncos	5	-5	-1.0	0	0
2021	Broncos	0	0	0.0	0	0
2022	Broncos	6	7	1.2	6	0
2023	Rams	3	19	6.3	8	0
2023	Seahawks	0	0	0.0	0	0
2023	TOTAL	3	19	6.3	8	0
2024	Vikings	0	0	0.0	0	0
2025	Bengals	0	0	0.0	0	0
2025	Colts	0	0	0.0	0	0
2025	Vikings	0	0	0.0	0	0
2025	TOTAL	0	0	0.0	0	0
2026	Texans	0	0	0.0	0	0
2026	Buccaneers	0	0	0.0	0	0
2026	TOTAL	0	0	0.0	0	0
TOTALS		**14**	**21**	**1.5**	**8**	**0**

BRETT RYPIEN'S NFL POSTSEASON RUSHING STATISTICS

DATE	TEAM	NO.	YDS.	AVG.	LG	TD
2024	Vikings	0	0	0.0	0	0
TOTALS		**0**	**0**	**0.0**	**0**	**0**

BRETT RYPIEN'S NFL REGULAR SEASON PASSING/RUSHING STATISTICS

				PASSING										RUSHING				
DATE	**TEAM**	**GP**	**GS**	**ATT.**	**CMP.**	**PCT.**	**YDS**	**AVG.**	**TD**	**INT.**	**LG**	**SK**	**LST**	**RATE**	**NO.**	**YDS.**	**AVG.**	**LG**	**TD**
2019	Broncos	0	0	0	0	0.0	0	0.0	0	0	0	0	0	0.0	0	0	0.0	0	0
2020	Broncos	3	1	40	27	67.5	295	7.4	2	4	48t	1	0	66.1	5	-5	-1.0	0	0
2021	Broncos	1	0	2	0	0.0	0	0.0	0	0	0	0	0	39.6	0	0	0.0	0	0
2022	Broncos	4	2	88	53	60.2	483	5.5	2	4	45	8	47	63.8	6	7	1.2	6	0
2023	Rams	2	1	38	18	47.4	172	4.5	0	1	34	2	18	49.5	3	19	6.3	8	0
2023	Seahawks	0	0	0	0	0.0	0	0.0	0	0	0	0	0	0.0	0	0	0.0	0	0
2023	TOTAL	2	1	38	18	47.4	172	4.5	0	1	34	2	18	49.5	3	19	6.3	8	0
2024	Vikings	0	0	0	0	0.0	0	0.0	0	0	0	0	0	0.0	0	0	0.0	0	0
2025	Bengals	1	0	0	0	0.0	0	0.0	0	0	0	1	2	0.0	0	0	0.0	0	0
2025	Colts	0	0	0	0	0.0	0	0.0	0	0	0	0	0	0.0	0	0	0.0	0	0
2025	Vikings	0	0	0	0	0.0	0	0.0	0	0	0	0	0	0.0	0	0	0.0	0	0
2025	TOTAL	1	0	0	0	0.0	0	0.0	0	0	0	1	2	0.0	0	0	0.0	0	0
2026	Texans	0	0	0	0	0.0	0	0.0	0	0	0	0	0	0.0	0	0	0.0	0	0
2026	Buccaneers	0	0	0	0	0.0	0	0.0	0	0	0	0	0	0.0	0	0	0.0	0	0
2026	TOTAL	0	0	0	0	0.0	0	0.0	0	0	0	0	0	0.0	0	0	0.0	0	0
TOTALS		**11**	**4**	**168**	**98**	**58.3**	**950**	**5.7**	**4**	**9**	**48T**	**12**	**67**	**59.9**	**14**	**21**	**1.5**	**8**	**0**

BRETT RYPIEN'S NFL POSTSEASON PASSING/RUSHING STATISTICS

				PASSING										RUSHING				
DATE	**TEAM**	**GP**	**GS**	**ATT.**	**CMP.**	**PCT.**	**YDS**	**AVG.**	**TD**	**INT.**	**LG**	**SK**	**LST**	**RATE**	**NO.**	**YDS.**	**AVG.**	**LG**	**TD**
2024	Vikings	0	0	0	0	0.0	0	0.0	0	0	0	0	0	0.0	0	0	0.0	0	0
TOTALS		**0**	**0**	**0**	**0**	**0.0**	**0**	**0.0**	**0**	**0**	**0**	**0**	**0**	**0.0**	**0**	**0**	**0.0**	**0**	**0**

BRETT RYPIEN'S 2026 GXG REGULAR-SEASON STATISTICS (BUCCANEERS)

			PASSING											RUSHING					
DATE	**OPPONENT**	**P/S**	**ATT**	**CMP**	**YDS**	**PCT**	**Y/A**	**Y/C**	**TD**	**INT**	**LG**	**SK/YD**	**RATE**	**ATT**	**YDS**	**LG**	**TD**	**W/L**	**SCORE**
11/01	Falcons		NOT ON ROSTER															W	16-0
2026 TOTALS		**0-0**	**0**	**0**	**0**	**0.0**	**0.0**	**0.0**	**0**	**0**	**0**	**0/0**	**0.0**	**0**	**0**	**0**	**0**	**1-0**	

BRETT RYPIEN'S 2025 GXG REGULAR-SEASON STATISTICS (BENGALS/COLTS/VIKINGS)

			PASSING											RUSHING					
DATE	**OPPONENT**	**P/S**	**ATT**	**CMP**	**YDS**	**PCT**	**Y/A**	**Y/C**	**TD**	**INT**	**LG**	**SK/YD**	**RATE**	**ATT**	**YDS**	**LG**	**TD**	**W/L**	**SCORE**
09/07	at Browns		PRACTICE SQUAD															W	17-16
09/14	Jaguars		PRACTICE SQUAD															W	31-27
09/21	at Vikings		PRACTICE SQUAD															L	10-48
09/29	at Broncos		PRACTICE SQUAD															L	3-28
10/05	Lions		PRACTICE SQUAD															L	24-37
10/12	at Packers		PRACTICE SQUAD															L	18-27
			Went from **Bengals** to **Colts**.																
10/19	at Chargers		PRACTICE SQUAD															W	38-24
10/26	Titans		PRACTICE SQUAD															W	38-14
11/02	at Steelers		PRACTICE SQUAD															L	20-27
11/09	Falcons		PRACTICE SQUAD															W	31-25+
11/23	at Chiefs		PRACTICE SQUAD															L	20-23+
11/30	Texans		PRACTICE SQUAD															L	16-20
12/07	at Jaguars		PRACTICE SQUAD															L	19-36
12/14	at Seahawks		ON INACTIVE LIST															L	16-18
12/22	49ers		NOT ON ROSTER															L	27-48
			Went from **Colts** to **Vikings**.																
12/25	Lions		ON INACTIVE LIST															W	23-10
01/04	Packers		ON INACTIVE LIST															W	16-3
2025 TOTALS		**0-0**	**0**	**0**	**0**	**0.0**	**0.0**	**0.0**	**0**	**0**	**0**	**0/0**	**0.0**	**0**	**0**	**0**	**0**	**7-10**	

+ - Overtime

BRETT RYPIEN'S 2024 GXG REGULAR-SEASON STATISTICS (VIKINGS)

			PASSING											RUSHING					
DATE	**OPPONENT**	**P/S**	**ATT**	**CMP**	**YDS**	**PCT**	**Y/A**	**Y/C**	**TD**	**INT**	**LG**	**SK/YD**	**RATE**	**ATT**	**YDS**	**LG**	**TD**	**W/L**	**SCORE**
09/08	at Giants		ON INACTIVE LIST															W	28-6
09/15	49ers		ON INACTIVE LIST															W	23-17
09/22	Texans		ON INACTIVE LIST															W	34-7
09/29	at Packers		ON INACTIVE LIST															W	31-29
10/06	Jets		ON INACTIVE LIST															W	23-17
10/20	Lions		ON INACTIVE LIST															L	29-31
10/24	at Rams		ON INACTIVE LIST															L	20-30
11/03	Colts		ON INACTIVE LIST															W	21-13
11/10	at Jaguars		ON INACTIVE LIST															W	12-7
11/17	at Titans		ON INACTIVE LIST															W	23-13
11/24	at Bears		ON INACTIVE LIST															W	30-27+
12/01	Cardinals		ON INACTIVE LIST															W	23-22
12/08	Falcons		ON INACTIVE LIST															W	42-21
12/16	Bears		ON INACTIVE LIST															W	30-12
12/22	at Seahawks		ON INACTIVE LIST															W	27-24
12/29	Packers		ON INACTIVE LIST															W	27-25
01/05	at Lions		ON INACTIVE LIST															L	9-31
2024 TOTALS		**0-0**	**0**	**0**	**0**	**0.0**	**0.0**	**0.0**	**0**	**0**	**0**	**0/0**	**0.0**	**0**	**0**	**0**	**0**	**14-3**	

+ - Overtime

BRETT RYPIEN'S 2023 GXG REGULAR-SEASON STATISTICS (RAMS/SEAHAWKS)

			PASSING											RUSHING					
DATE	**OPPONENT**	**P/S**	**ATT**	**CMP**	**YDS**	**PCT**	**Y/A**	**Y/C**	**TD**	**INT**	**LG**	**SK/YD**	**RATE**	**ATT**	**YDS**	**LG**	**TD**	**W/L**	**SCORE**
09/10	at Seahawks		PRACTICE SQUAD															W	30-13
09/17	49ers		PRACTICE SQUAD															L	23-30
09/25	at Bengals		DID NOT PLAY (NON-INJURY)															L	16-19
10/01	at Colts		DID NOT PLAY (NON-INJURY)															W	29-23+
10/08	Eagles		DID NOT PLAY (NON-INJURY)															L	14-23
10/15	Cardinals		DID NOT PLAY (NON-INJURY)															W	26-9
10/22	Steelers		DID NOT PLAY (NON-INJURY)															L	17-24
10/29	at Cowboys	P	10	5	42	50.0	4.2	8.4	0	0	13	1/7	61.2	0	0	0	0	L	20-43
11/05	at Packers	S	28	13	130	46.4	4.6	10.0	0	1	34	1/11	45.2	3	19	8	0	L	3-20
			Went from **Rams** to **Seahawks**.																
11/12	Commanders		PRACTICE SQUAD															W	29-26
11/19	at Rams		PRACTICE SQUAD															L	16-17
11/23	49ers		DID NOT PLAY (NON-INJURY)															L	13-31
11/30	at Cowboys		PRACTICE SQUAD															L	35-41
2023 TOTALS		**2-1**	**38**	**18**	**172**	**47.4**	**4.5**	**9.6**	**0**	**1**	**34**	**2/18**	**49.5**	**3**	**19**	**8**	**0**	**4-9**	

+ - Overtime

BRETT RYPIEN'S 2022 GXG REGULAR-SEASON STATISTICS (BRONCOS)

			PASSING											RUSHING					
DATE	**OPPONENT**	**P/S**	**ATT**	**CMP**	**YDS**	**PCT**	**Y/A**	**Y/C**	**TD**	**INT**	**LG**	**SK/YD**	**RATE**	**ATT**	**YDS**	**LG**	**TD**	**W/L**	**SCORE**
09/12	at Seahawks		DID NOT PLAY (NON-INJURY)															L	16-17
09/18	Texans		DID NOT PLAY (NON-INJURY)															W	16-9
09/25	49ers		DID NOT PLAY (NON-INJURY)															W	11-10
10/02	at Raiders		DID NOT PLAY (NON-INJURY)															L	23-32
10/06	Colts		DID NOT PLAY (NON-INJURY)															L	9-12+
10/17	at Chargers		DID NOT PLAY (NON-INJURY)															L	16-19+
10/23	Jets	S	46	24	225	52.2	4.9	9.4	0	1	45	1/6	56.9	3	9	6	0	L	9-16
10/30	at Jaguars		DID NOT PLAY (NON-INJURY)															W	21-17
11/13	at Titans		DID NOT PLAY (NON-INJURY)															L	10-17
11/20	Raiders		DID NOT PLAY (NON-INJURY)															L	16-22+
11/27	at Panthers		DID NOT PLAY (NON-INJURY)															L	10-23
12/04	at Ravens		DID NOT PLAY (NON-INJURY)															L	9-10
12/11	Chiefs	P	8	4	16	50.0	2.0	4.0	1	1	7t	0/0	56.2	1	0	0	0	L	28-34
12/18	Cardinals	S	26	21	197	80.8	7.6	9.4	1	1	19	7/41	95.0	2	-2	-1	0	W	24-15
12/25	at Rams	P	8	4	45	50.0	5.6	11.3	0	1	19	0/0	27.6	0	0	0	0	L	14-51
01/01	at Chiefs		DID NOT PLAY (NON-INJURY)															L	24-27
01/08	Chargers		DID NOT PLAY (NON-INJURY)															W	31-28
2022 TOTALS		**4-2**	**88**	**53**	**483**	**60.2**	**5.5**	**9.1**	**2**	**4**	**45**	**8/47**	**63.8**	**6**	**7**	**6**	**0**	**5-12**	

+ - Overtime

BRETT RYPIEN'S 2021 GXG REGULAR-SEASON STATISTICS (BRONCOS)

			PASSING											RUSHING					
DATE	**OPPONENT**	**P/S**	**ATT**	**CMP**	**YDS**	**PCT**	**Y/A**	**Y/C**	**TD**	**INT**	**LG**	**SK/YD**	**RATE**	**ATT**	**YDS**	**LG**	**TD**	**W/L**	**SCORE**
09/12	at Giants		DID NOT PLAY															W	27-13
09/19	at Jaguars		PRACTICE SQUAD															W	23-13
09/26	Jets		PRACTICE SQUAD															W	26-0
10/03	Ravens		ON INACTIVE LIST															L	7-23
10/10	at Steelers		ON INACTIVE LIST															L	19-27
10/17	Raiders		ON INACTIVE LIST															L	24-34
10/21	at Browns		INACTIVE															L	14-17
10/31	Football Team		ON INACTIVE LIST															W	17-10
11/07	at Cowboys		DID NOT PLAY (NON-INJURY)															W	30-16
11/14	Eagles		DID NOT PLAY (NON-INJURY)															L	13-30
11/28	Chargers		ON INACTIVE LIST															W	28-13
12/05	at Chiefs		ON INACTIVE LIST															L	9-22
12/12	Lions		ON INACTIVE LIST															W	38-10
12/19	Bengals		ON INACTIVE LIST															L	10-15
12/26	at Raiders		DID NOT PLAY (NON-INJURY)															L	13-17
01/02	at Chargers	P	2	0	0	0.0	0.0	0.0	0	0	0	0/0	39.6	0	0	0	0	L	13-34
01/08	Chiefs		DID NOT PLAY (NON-INJURY)															L	24-28
2021 TOTALS		**1-0**	**2**	**0**	**0**	**0.0**	**0.0**	**0.0**	**0**	**0**	**0**	**0/0**	**39.6**	**0**	**0**	**0**	**0**	**7-10**	

BRETT RYPIEN'S 2020 GXG REGULAR-SEASON STATISTICS (BRONCOS)

			PASSING											RUSHING					
DATE	OPPONENT	P/S	ATT	CMP	YDS	PCT	Y/A	Y/C	TD	INT	LG	SK/YD	RATE	ATT	YDS	LG	TD	W/L	SCORE
09/14	Titans		PRACTICE SQUAD															L	14-16
09/20	at Steelers		PRACTICE SQUAD															L	21-26
09/27	Buccaneers		PRACTICE SQUAD															L	10-28
10/01	at Jets	S	31	19	242	61.3	7.8	12.7	2	3	48t	0/0	67.6	5	-5	-1	0	W	37-28
10/18	at Patriots		PRACTICE SQUAD															W	18-12
10/25	Chiefs		PRACTICE SQUAD															L	16-43
11/01	Chargers		PRACTICE SQUAD															W	31-30
11/08	at Falcons		DID NOT PLAY (NON-INJURY)															L	27-34
11/15	at Raiders		DID NOT PLAY (NON-INJURY)															L	12-37
11/22	Dolphins		DID NOT PLAY (NON-INJURY)															W	20-13
12/06	at Chiefs		DID NOT PLAY (NON-INJURY)															L	16-22
12/13	at Panthers		DID NOT PLAY (NON-INJURY)															W	32-27
12/19	Bills		DID NOT PLAY (NON-INJURY)															L	19-48
12/27	at Chargers		DID NOT PLAY (NON-INJURY)															L	16-19
01/03	Raiders		DID NOT PLAY (NON-INJURY)															L	31-32
2020 TOTALS		**1-1**	**31**	**19**	**242**	**61.3**	**7.8**	**12.7**	**2**	**3**	**48T**	**0/0**	**67.6**	**5**	**-5**	**-1**	**0**	**5-10**	

BRETT RYPIEN'S 2019 GXG REGULAR-SEASON STATISTICS (BRONCOS)

			PASSING											RUSHING					
DATE	OPPONENT	P/S	ATT	CMP	YDS	PCT	Y/A	Y/C	TD	INT	LG	SK/YD	RATE	ATT	YDS	LG	TD	W/L	SCORE
09/09	at Raiders		DID NOT PLAY															L	16-24
09/15	Bears		DID NOT PLAY															L	14-16
09/22	at Packers		DID NOT PLAY															L	16-27
09/29	Jaguars		DID NOT PLAY															L	24-26
10/06	at Chargers		DID NOT PLAY															W	20-13
10/13	Titans		DID NOT PLAY															W	16-0
10/17	Chiefs		DID NOT PLAY															L	6-30
10/27	at Colts		PRACTICE SQUAD															L	13-15
11/03	Browns		DID NOT PLAY (NON-INJURY)															W	24-19
11/17	at Vikings		DID NOT PLAY (NON-INJURY)															L	23-27
11/24	at Bills		DID NOT PLAY (NON-INJURY)															L	3-20
12/01	Chargers		DID NOT PLAY															W	23-20
12/08	at Texans		PRACTICE SQUAD															W	38-24
12/15	at Chiefs		PRACTICE SQUAD															L	3-23
12/22	Lions		PRACTICE SQUAD															W	27-17
12/29	Raiders		PRACTICE SQUAD															W	16-15
2019 TOTALS		**0-0**	**0**	**0**	**0**	**0.0**	**0.0**	**0.0**	**0**	**0**	**0**	**0/0**	**0.0**	**0**	**0**	**0**	**0**	**7-9**	

BRETT RYPIEN'S 2024 GXG POSTSEASON STATISTICS (VIKINGS)

			PASSING											RUSHING					
DATE	OPPONENT	P/S	ATT	CMP	YDS	PCT	Y/A	Y/C	TD	INT	LG	SK/YD	RATE	ATT	YDS	LG	TD	W/L	SCORE
01/13	at Rams		PRACTICE SQUAD															L	9-27
2024 TOTALS		**0-0**	**0**	**0**	**0**	**0.0**	**0.0**	**0.0**	**0**	**0**	**0**	**0/0**	**0.0**	**0**	**0**	**0**	**0**	**0-1**	



2026: (10/18) vs. Buf.: Inactive...**(10/25) vs. LAR:** Inactive...**(11/1) at NYJ:** Saw his first NFL action and recorded one tackle on special teams.

Signed by Las Vegas Raiders as an undrafted free agent, April 30, 2026…Played his final season at North Carolina State (2025) after two years at Utah State (2023-24) and two years at American River College in Sacramento, Calif. (2021-22)…Finished career with 261 tackles (118 solo), 46 tackles for loss, 23.5 sacks, one interception, six passes defensed, one forced fumble and two fumble recoveries…**NORTH CAROLINA STATE:** As a fifth-year senior in 2025, started all 13 games and recorded 61 tackles (24), 6.5 tackles for loss, 1.5 sacks, one interception, two passes defensed and one fumble recovery…**2025:** Recorded seven tackles (two) against East Carolina…Finished with four tackles (one) and one interception against Virginia…Registered three tackles (two) and one tackle for loss at Wake Forest…Logged two tackles (one) and one quarterback hit at Duke…Tallied seven tackles (three), two tackles for loss, 1.0 sack and two quarterback hits against Virginia Tech…Finished with four tackles, 0.5 tackles for loss, one quarterback hit and one pass defense against Campbell…Had five tackles (two) and one fumble recovery at Notre Dame…Finished with two tackles (one) and two quarterback hits at Pitt…Against Georgia Tech, recorded a season-high 10 tackles (five) along with 1.5 tackles for loss, 0.5 sacks and one quarterback hit…At No. 16 Miami (FL), logged four tackles (two)…Finished with six tackles (two), one tackle for loss and three quarterback hits against Florida State...Against North Carolina, finished with one tackle and three quarterback hits…Logged six tackles (three) and 0.5 tackles for loss against Memphis in the Gasparilla Bowl…**UTAH STATE:** Played in 25 games with 14 starts and recorded 77 tackles (38), 9.5 sacks and 16.0 tackles for loss, to go along with four passes defensed and one fumble recovery…**2024:** Earned second-team All-Mountain West honors after playing in all 12 games with eight starts and recording 49 tackles (26), a team-best 7.5 sacks, 9.5 tackles for loss and a team-high five quarterback hurries…Had a career high nine tackles, 0.5 sack, 1.5 tackles for loss and three QB hurries against San Diego State…Recorded six tackles and a career high 2.0 sacks against UNLV…Finished the season fourth in the MW and 29th in the nation with 7.5 sacks…**2023:** Played in all 13 games with six starts and finished the season with 28 tackles (12), 2.0 sacks, 6.5 tackles for loss, seven quarterback hurries, four passes defensed and one fumble recovery…Logged his first career sack against Fresno State…**AMERICAN RIVER COLLEGE:** Named a California Community College Football Coaches Association All-American and the state's Defensive MVP as a sophomore…**2022:** Finished with 84 tackles (39), 12.0 sacks, 22.0 tackles for loss and one forced fumble, as he led the team in both sacks and tackles for loss, and ranked second in total tackles...Had a season high 12 tackles in two games...Posted four double-digit tackle games during the year...Had at least 1.0 tackles for loss in 10 of the 11 games he played in...**2021:** Played in nine games as a freshman and recorded 39 tackles (17), 0.5 sacks and 1.5 tackles for loss and one pass defensed…**PERSONAL:** Attended Rocklin (Calif.) High School, where he had 77 tackles, 6.0 sacks, 8.5 tackles for loss, one interception, one fumble recovery and one pass breakup as a junior.

CIAN SLONE'S NFL REGULAR SEASON DEFENSIVE STATISTICS

				TACKLES								INTERCEPTIONS					O. FUMB				ST					MISC	
DATE	TEAM	GP	GS	TK	S	A	TFL	YDS	SK	YDS	QBH	NO	YDS	LG	TD	PD	FF	FR	TD	YDS	TK	S	A	FF	FR	S	A
2026	Raiders	1	0	0	0	0	0	0	0.0	0.0	0	0	0	0	0	0	0	0	0	0	1	0	1	0	0	0	0
NFL TOTALS		**1**	**0**	**0**	**0**	**0**	**0**	**0**	**0.0**	**0.0**	**0**	**0**	**0**	**0**	**0**	**0**	**0**	**0**	**0**	**0**	**1**	**0**	**1**	**0**	**0**	**0**	**0**

CIAN SLONE'S 2026 GXG REGULAR-SEASON STATISTICS (RAIDERS)

			TACKLES								INTERCEPTIONS					O. FUMB				ST					MISC			
DATE	OPPONENT	P/S	TK	S	A	SK	YDS	TFL	YDS	QBH	NO	YDS	LG	TD	PD	FF	FR	TD	YDS	TK	S	A	FF	FR	S	A	W/L	SCORE
09/13	Dolphins										PRACTICE SQUAD																W	27-13
09/20	at Chargers										PRACTICE SQUAD																W	26-14
09/27	at Saints										PRACTICE SQUAD																W	35-27
10/04	Chiefs										PRACTICE SQUAD																L	27-30
10/11	at Patriots										PRACTICE SQUAD																L	17-45
10/18	Bills										PRACTICE SQUAD																L	30-33
10/25	Rams										PRACTICE SQUAD																L	21-35
11/01	at Jets										PRACTICE SQUAD																W	38-33
11/08	at 49ers										PRACTICE SQUAD																L	17-38
11/15	Seahawks										PRACTICE SQUAD																L	13-21
11/22	at Broncos										PRACTICE SQUAD																L	24-38
2026 TOTALS			**0**	**0**	**0**	**0.0**	**0.0**	**0**	**0**	**0**	**0**	**0**	**0**	**0**	**0**	**0**	**0**	**0**	**0**	**0**	**0**	**0**	**0**	**0**	**0**	**0**	**4-7**	



TRANSACTIONS: *Selected by Green Bay Packers in the first round (29th overall) of the 2021 NFL Draft, April 29, 2021…Signed by Las Vegas Raiders as an unrestricted free agent, March 13, 2025.*

AT A GLANCE
- Over his career, has played in 61 games with 48 starts and totaled 180 tackles (132 solo), one interception, four tackles for loss and 19 passes defensed
- Started a career-high 16 games in his first season with the Raiders and totaled 53 tackles (35), three tackles for loss and five passes defensed.
- His 23 starts from 2021-22 are tied for the seventh most by a Packers cornerback in the first two seasons of their career dating back to 1950.
- As a rookie in 2021, played in 16 games with 14 starts and registered a career-high 14 passes defensed, tied for 11th-most among NFL defensive backs and the most among rookies.

CAREER: Veteran cornerback enters his second year with the Silver and Black...Last season, started a career high 16 games and recorded 53 tackles (35 solo), three tackles for loss and five passes defensed…Before joining the Raiders, Stokes spent four seasons with the Green Bay Packers (2021-24) after being drafted by the club in the first round (29th overall) of the 2021 NFL Draft…Over his career, has played in 61 games with 48 starts and totaled 180 tackles (132 solo), one interception and 19 passes defensed…In 2024, played in all 17 games with seven starts and posted 41 tackles…Was limited to three games in 2023 due to a hamstring injury…In 2022, started all nine contests he appeared in before finishing the season the season on the Reserve/Injured list with an ankle/knee injury…Played in 16 games with 14 starts as a rookie in 2021 and totaled 55 tackles (43), 14 passes defensed and one interception.

2026: (9/13) vs. Mia.: Finished with two tackles...**(9/20) at LAC:** Finished the game with four tackles, 1.0 sack, one tackle for loss and one forced fumble and was credited with the first strip sack of his career...**(9/27) at NO:** Posted two tackles (one) and one fumble recovery...**(10/4) vs. KC:** Recorded five tackles (three) and one pass defensed...**(10/11) at NE:** Finished with three tackles...**(10/18) vs. Buf.:** Posted three tackles (two)...**(10/25) vs. LAR:** Recorded three tackles (one)...**(11/1) at NYJ:** Finished with eight tackles (seven solo) and added one tackle for loss and a career-high-tying two passes defensed...Became the fifth defensive back in the NFL after eight games to record at least eight tackles, one tackle for loss and two passes defensed in a single game...**(11/8) at SF:** Recorded four tackles (two)...**(11/15) vs. Sea.:** Posted three tackles (one) and added one pass defensed...**(11/22) at Den.:** Recorded six tackles (four).

2025: Started a career-high 16 games and totaled 53 tackles (35 solo), three tackles for loss and five passes defensed…**(9/7) at NE:** Posted five tackles (three) and one tackle for loss...**(9/15) vs. LAC:** Recorded two tackles (one) and one pass defensed...**(9/21) at Was.:** Registered one pass defensed...**(9/28) vs. Chi.:** Recorded one tackle and one pass defensed...**(10/5) at Ind.:** Inactive...**(10/12) vs. Ten.:** Finished with five tackles (two)...**(10/19) at KC:** Posted two tackles...**(11/2) vs. Jax.:** Recorded five tackles (three) and one tackle for loss...**(11/6) at Den.:** Finished with three tackles (two)...**(11/17) vs. Dal.:** Posted three tackles (two) and one pass defensed...**(11/23) vs. Cle.:** Recorded two tackles (one)...**(11/30) at LAC:** Finished with one tackle...**(12/7) vs. Den.:** Registered nine tackles (six)...**(12/14) at Phi.:** Recorded five tackles (four)...**(12/21) at Hou.:** Finished with three tackles (one) and one pass defensed...**(12/28) vs. NYG:** Recorded two tackles on defense...**(1/4/26) vs. KC:** Posted five tackles and one tackle for loss.

2024 (with GB): Played in all 17 contests with seven starts and totaled 41 tackles (29 solo)...**(9/6) at Phi:** Posted two tackles (one)…**(9/15) vs. Ind.:** Had one tackle...**(9/22) at Ten.:** Finished with five tackles...**(9/29) vs. Min.:** Registered a season-best seven tackles and tied for the team lead with six solo tackles...**(10/6) at LAR:** Tied his season high with seven tackles (three)...**(10/13) vs Ari.:** Saw action on defense...**(10/20) vs. Hou.:** Played on eight defensive snaps...**(10/27) vs. Jac.:** Posted one tackle...**(11/3) vs. Det.:** Started for injured CB Jaire Alexander and posted three tackles...**(11/17) at Chi.:** Notched one tackle…Also appeared on special teams… **(11/24) vs SF:** Recorded one tackle...**(11/28) vs. Mia.:** Posted two tackles…Saw action on special teams...**(12/5) at. Det.:** Registered three tackles...**(12/15) at Sea.:** Recorded three tackles (two)...**(1/23) vs. NO:** Finished with four tackles (three)...**(12/29) at Min.:** Appeared on defense...**(1/5/24) vs. Chi.:** Posted one tackle...**Postseason: (1/12/24) at Phi.:** Appeared in a reserve role on defense in the NFC Wild Card game.

2023 (with GB): Appeared in three games with two starts…Recorded six tackles (five solo) and one tackle for loss…Placed on Reserve/Physically Unable to Perform List on Aug. 29…Activated off of Reserve/Physically Unable to Perform List on Oct. 21…Placed on Reserve/Injured List on Oct. 25…Activated off of Reserve/Injured List on Dec. 16…Placed on Reserve/Injured List on Dec. 30 for remainder of the season…**(10/22) at Den.:** Appeared on special teams snaps before suffering a hamstring injury that sidelined him for the second half of the game…**(12/17) vs. TB:** Made his first start of the season and recorded one tackle and one tackle for a loss…**(12/24) at Car.:** Started at cornerback and registered a season-high five tackles (four).

2022 (with GB): Started the first nine games of the season before being placed on the Reserve/Injured List on Nov. 12 with an ankle/knee injury...Totaled 25 tackles (20 solo) on defense and added one tackle on special teams…**(9/11) at Min.:** Recorded four tackles (three) on defense…Added one tackle on special teams…**(9/18) vs. Chi.:** Posted two tackles (one)...**(9/25) at TB:** Had one tackle…**(10/2) vs NE:** Finished with five tackles...**(10/9) vs NYG:** Registered a season-high six tackles (five)...**(10/16) vs. NYJ:** Logged three tackles…**(10/23) at Was.:** Recorded three tackles (two)…**(10/30) at Buf.:** Started at cornerback…**(11/6) at Det.:** Posted one

tackle before exiting the game early with an injury.

2021 (with GB): Played in 16 games with 14 starts and registered 55 tackles (43 solo), a team-high 14 passes defensed and one interception…Tied for No. 11 in the NFL in passes defensed and tied for first among NFL rookies…**(9/12) at NO:** Made his NFL debut and recorded his first career pass defensed**…(9/20) vs. Det.:** Registered one tackle and two passes defensed**…(9/26) at SF:** Made his first career start and posted five tackles (four) and one pass defensed**…(10/3) vs. Pit.:** Started and posted a career-high eight tackles and two passes defensed…Registered his first career interception when he picked off QB Ben Roethlisberger in the fourth quarter…**(10/10) at Cin.:** Recorded four tackles (three) and one pass defensed…**(10/17) at Chi.:** Posted three tackles (two)…**(10/24) vs. Was.:** Had three tackles and one pass defensed…**(10/28) at Ari.:** Recorded six tackles (five)…**(11/14) vs. Sea.:** Notched one tackle and one pass defensed…**(11/21) at Min.:** Logged four tackles (three)…**(11/28) vs. LAR:** Tallied three tackles and two passes defensed…**(12/12) vs. Chi.:** Posted two tackles and one pass defensed…**(12/19) at Bal.:** Finished with seven tackles and one pass defensed…**(12/25) vs. Cle.:** Registered two tackles and one pass defensed…**(1/2/22) vs. Min.:** Recorded four tackles (three)…**(1/9/22) at Det.:** Had two tackles…**Postseason: (1/22/22) vs SF:** Started his first career postseason contests and recorded four tackles (three) in the NFC Divisional game.

COLLEGE: Appeared in 36 games with 25 starts during his three seasons at Georgia (2018-20), posting 78 tackles (60 solo), 1.0 sack, two tackles for a loss, four interceptions, including two returned for touchdowns, 26 passes defensed and one forced fumble…In 2020, started all nine games and earned first-team All-Southeastern Conference honors from The Associated Press after finishing tied for second in the conference and tied for eighth in the nation with four interceptions…Earned second team All-SEC recognition from the league's coaches and first team honors from Phil Steele's College Football…Was tied for second in the country with two interceptions returned for touchdowns and finished with 94 INT return yards (23.5 avg.)…Registered 20 tackles (14 solo) and a team-high eight passes defensed…Was named to the preseason watch lists for the Bednarik Award and the Bronko Nagurski Trophy…In 2019, appeared in all 14 games with 13 starts…Recorded a career-high 38 tackles (30), 1.0 sack, five QB hits and a team-high nine passes defensed…Earned second-team AP All-SEC honors and helped the Bulldogs to a No. 1 national ranking in scoring defense (12.6 ppg) and a No. 3 ranking in overall defense (275.7 yards per game)…In 2018, played in 13 games with three starts as a redshirt freshman and recorded 20 tackles (16), one tackle for a loss and nine passes defensed.

PERSONAL: Attended Eastside High School in Covington, Ga. …Earned Class 4A honorable mention from the Atlanta Journal-Constitution as a senior at in 2016 after posting 20 tackles, two interceptions and five passes defensed…Helped lead team to a 7-3-1 record and an appearance in the 2016 GHSA playoffs…Also recorded 279 rushing yards and two touchdowns on 41 carries (6.8 avg.) and 16 receptions for 183 yards (11.4 avg.) and three touchdowns…Added an 84-yard kickoff return…Lettered four years in track, participating in the 100-,200- and 400-meter events as well as the 4x100 and 4x400.

ADDITIONAL STATISTICS: Special teams tackles – 1 in 2022. NFL Totals – 1

SINGLE-GAME HIGHS: TACKLES: Total – 9, 12/7/25 vs. Den. Solo – 8, 10/3/21 vs. Pit. Interceptions – 1, 10/3/21 vs. Pit. Passes Defensed – 2, three times; last: 11/28/21 vs. LAR.

ERIC STOKES' NFL REGULAR SEASON DEFENSIVE STATISTICS

				TACKLES								INTERCEPTIONS					O. FUMB				ST					MISC	
DATE	TEAM	GP	GS	TK	S	A	TFL	YDS	SK	YDS	QBH	NO	YDS	LG	TD	PD	FF	FR	TD	YDS	TK	S	A	FF	FR	S	A
2021	Packers	16	14	55	43	12	0	0	0.0	0.0	0	1	0	0	0	14	0	0	0	0	0	0	0	0	0	0	0
2022	Packers	9	9	25	20	5	0	0	0.0	0.0	0	0	0	0	0	0	0	0	0	0	1	1	0	0	0	0	0
2023	Packers	3	2	6	5	1	1	0	0.0	0.0	0	0	0	0	0	0	0	0	0	0	0	0	0	0	0	0	0
2024	Packers	17	7	41	29	12	0	0	0.0	0.0	0	0	0	0	0	0	0	0	0	0	0	0	0	0	0	0	0
2025	Raiders	16	16	53	35	18	3	8	0.0	0.0	0	0	0	0	0	5	0	0	0	0	0	0	0	0	0	0	0
2026	Raiders	11	11	43	28	15	2	9	1.0	8.0	0	0	0	0	0	5	1	1	0	0	0	0	0	0	0	0	0
NFL TOTALS		**72**	**59**	**223**	**160**	**63**	**6**	**17**	**1.0**	**8.0**	**0**	**1**	**0**	**0**	**0**	**24**	**1**	**1**	**0**	**0**	**1**	**1**	**0**	**0**	**0**	**0**	**0**

ERIC STOKES' NFL POSTSEASON DEFENSIVE STATISTICS

				TACKLES								INTERCEPTIONS					O. FUMB				ST					MISC	
DATE	TEAM	GP	GS	TK	S	A	TFL	YDS	SK	YDS	QBH	NO	YDS	LG	TD	PD	FF	FR	TD	YDS	TK	S	A	FF	FR	S	A
2021	Packers	1	1	4	3	1	0	0	0.0	0.0	0	0	0	0	0	0	0	0	0	0	0	0	0	0	0	0	0
2023	Packers	0	0	0	0	0	0	0	0.0	0.0	0	0	0	0	0	0	0	0	0	0	0	0	0	0	0	0	0
2024	Packers	1	1	0	0	0	0	0	0.0	0.0	0	0	0	0	0	0	0	0	0	0	0	0	0	0	0	0	0
NFL TOTALS		**2**	**2**	**4**	**3**	**1**	**0**	**0**	**0.0**	**0.0**	**0**	**0**	**0**	**0**	**0**	**0**	**0**	**0**	**0**	**0**	**0**	**0**	**0**	**0**	**0**	**0**	**0**

ERIC STOKES' 2026 GXG REGULAR-SEASON STATISTICS (RAIDERS)

			TACKLES								INTERCEPTIONS					O. FUMB				ST					MISC			
DATE	OPPONENT	P/S	TK	S	A	SK	YDS	TFL	YDS	QBH	NO	YDS	LG	TD	PD	FF	FR	TD	YDS	TK	S	A	FF	FR	S	A	W/L	SCORE
09/13	Dolphins	S	2	2	0	0.0	0.0	0	0	0	0	0	0	0	0	0	0	0	0	0	0	0	0	0	0	0	W	27-13
09/20	at Chargers	S	4	2	2	1.0	8.0	1	8	0	0	0	0	0	0	1	0	0	0	0	0	0	0	0	0	0	W	26-14
09/27	at Saints	S	2	1	1	0.0	0.0	0	0	0	0	0	0	0	0	0	1	0	0	0	0	0	0	0	0	0	W	35-27
10/04	Chiefs	S	5	3	2	0.0	0.0	0	0	0	0	0	0	0	1	0	0	0	0	0	0	0	0	0	0	0	L	27-30
10/11	at Patriots	S	3	3	0	0.0	0.0	0	0	0	0	0	0	0	0	0	0	0	0	0	0	0	0	0	0	0	L	17-45
10/18	Bills	S	3	2	1	0.0	0.0	0	0	0	0	0	0	0	1	0	0	0	0	0	0	0	0	0	0	0	L	30-33
10/25	Rams	S	3	1	2	0.0	0.0	0	0	0	0	0	0	0	0	0	0	0	0	0	0	0	0	0	0	0	L	21-35
11/01	at Jets	S	8	7	1	0.0	0.0	1	1	0	0	0	0	0	2	0	0	0	0	0	0	0	0	0	0	0	W	38-33
11/08	at 49ers	S	4	2	2	0.0	0.0	0	0	0	0	0	0	0	0	0	0	0	0	0	0	0	0	0	0	0	L	17-38
11/15	Seahawks	S	3	1	2	0.0	0.0	0	0	0	0	0	0	0	1	0	0	0	0	0	0	0	0	0	0	0	L	13-21
11/22	at Broncos	S	6	4	2	0.0	0.0	0	0	0	0	0	0	0	0	0	0	0	0	0	0	0	0	0	0	0	L	24-38
2026 TOTALS		**11-11**	**43**	**28**	**15**	**1.0**	**8.0**	**2**	**9**	**0**	**0**	**0**	**0**	**0**	**5**	**1**	**1**	**0**	**0**	**0**	**0**	**0**	**0**	**0**	**0**	**0**	**4-7**	

ERIC STOKES' 2025 GXG REGULAR-SEASON STATISTICS (RAIDERS)

			TACKLES								INTERCEPTIONS					O. FUMB				ST					MISC			
DATE	OPPONENT	P/S	TK	S	A	SK	YDS	TFL	YDS	QBH	NO	YDS	LG	TD	PD	FF	FR	TD	YDS	TK	S	A	FF	FR	S	A	W/L	SCORE
09/07	at Patriots	S	5	3	2	0.0	0.0	1	4	0	0	0	0	0	0	0	0	0	0	0	0	0	0	0	0	0	W	20-13
09/15	Chargers	S	2	1	1	0.0	0.0	0	0	0	0	0	0	0	1	0	0	0	0	0	0	0	0	0	0	0	L	9-20
09/21	at Commanders	S	0	0	0	0.0	0.0	0	0	0	0	0	0	0	1	0	0	0	0	0	0	0	0	0	0	0	L	24-41
09/28	Bears	S	1	0	1	0.0	0.0	0	0	0	0	0	0	0	1	0	0	0	0	0	0	0	0	0	0	0	L	24-25
10/05	at Colts		ON INACTIVE LIST																								L	6-40
10/12	Titans	S	5	2	3	0.0	0.0	0	0	0	0	0	0	0	0	0	0	0	0	0	0	0	0	0	0	0	W	20-10
10/19	at Chiefs	S	2	2	0	0.0	0.0	0	0	0	0	0	0	0	0	0	0	0	0	0	0	0	0	0	0	0	L	0-31
11/02	Jaguars	S	5	3	2	0.0	0.0	1	1	0	0	0	0	0	0	0	0	0	0	0	0	0	0	0	0	0	L	29-30+
11/06	at Broncos	S	3	2	1	0.0	0.0	0	0	0	0	0	0	0	0	0	0	0	0	0	0	0	0	0	0	0	L	7-10
11/17	Cowboys	S	3	2	1	0.0	0.0	0	0	0	0	0	0	0	1	0	0	0	0	0	0	0	0	0	0	0	L	16-33
11/23	Browns	S	2	1	1	0.0	0.0	0	0	0	0	0	0	0	0	0	0	0	0	0	0	0	0	0	0	0	L	10-24
11/30	at Chargers	S	1	1	0	0.0	0.0	0	0	0	0	0	0	0	0	0	0	0	0	0	0	0	0	0	0	0	L	14-31
12/07	Broncos	S	9	6	3	0.0	0.0	0	0	0	0	0	0	0	0	0	0	0	0	0	0	0	0	0	0	0	L	17-24
12/14	at Eagles	S	5	4	1	0.0	0.0	0	0	0	0	0	0	0	0	0	0	0	0	0	0	0	0	0	0	0	L	0-31
12/21	at Texans	S	3	1	2	0.0	0.0	0	0	0	0	0	0	0	1	0	0	0	0	0	0	0	0	0	0	0	L	21-23
12/28	Giants	S	2	2	0	0.0	0.0	0	0	0	0	0	0	0	0	0	0	0	0	0	0	0	0	0	0	0	L	10-34
01/04	Chiefs	S	5	5	0	0.0	0.0	1	3	0	0	0	0	0	0	0	0	0	0	0	0	0	0	0	0	0	W	14-12
2025 TOTALS		**16-16**	**53**	**35**	**18**	**0.0**	**0.0**	**3**	**8**	**0**	**0**	**0**	**0**	**0**	**5**	**0**	**0**	**0**	**0**	**0**	**0**	**0**	**0**	**0**	**0**	**0**	**3-14**	

+ - Overtime

ERIC STOKES' 2024 GXG REGULAR-SEASON STATISTICS (PACKERS)

			TACKLES								INTERCEPTIONS					O. FUMB				ST					MISC			
DATE	OPPONENT	P/S	TK	S	A	SK	YDS	TFL	YDS	QBH	NO	YDS	LG	TD	PD	FF	FR	TD	YDS	TK	S	A	FF	FR	S	A	W/L	SCORE
09/06	at Eagles	S	2	1	1	0.0	0.0	0	0	0	0	0	0	0	0	0	0	0	0	0	0	0	0	0	0	0	L	29-34
09/15	Colts	S	1	0	1	0.0	0.0	0	0	0	0	0	0	0	0	0	0	0	0	0	0	0	0	0	0	0	W	16-10
09/22	at Titans	S	5	5	0	0.0	0.0	0	0	0	0	0	0	0	0	0	0	0	0	0	0	0	0	0	0	0	W	30-14
09/29	Vikings	S	7	6	1	0.0	0.0	0	0	0	0	0	0	0	0	0	0	0	0	0	0	0	0	0	0	0	L	29-31
10/06	at Rams	S	7	3	4	0.0	0.0	0	0	0	0	0	0	0	0	0	0	0	0	0	0	0	0	0	0	0	W	24-19
10/13	Cardinals	P	0	0	0	0.0	0.0	0	0	0	0	0	0	0	0	0	0	0	0	0	0	0	0	0	0	0	W	34-13
10/20	Texans	P	0	0	0	0.0	0.0	0	0	0	0	0	0	0	0	0	0	0	0	0	0	0	0	0	0	0	W	24-22
10/27	at Jaguars	P	1	1	0	0.0	0.0	0	0	0	0	0	0	0	0	0	0	0	0	0	0	0	0	0	0	0	W	30-27
11/03	Lions	S	3	3	0	0.0	0.0	0	0	0	0	0	0	0	0	0	0	0	0	0	0	0	0	0	0	0	L	14-24
11/17	at Bears	P	1	1	0	0.0	0.0	0	0	0	0	0	0	0	0	0	0	0	0	0	0	0	0	0	0	0	W	20-19
11/24	49ers	P	1	1	0	0.0	0.0	0	0	0	0	0	0	0	0	0	0	0	0	0	0	0	0	0	0	0	W	38-10
11/28	Dolphins	P	2	2	0	0.0	0.0	0	0	0	0	0	0	0	0	0	0	0	0	0	0	0	0	0	0	0	W	30-17
12/05	at Lions	P	3	0	3	0.0	0.0	0	0	0	0	0	0	0	0	0	0	0	0	0	0	0	0	0	0	0	L	31-34
12/15	at Seahawks	S	3	2	1	0.0	0.0	0	0	0	0	0	0	0	0	0	0	0	0	0	0	0	0	0	0	0	W	30-13
12/23	Saints	P	4	3	1	0.0	0.0	0	0	0	0	0	0	0	0	0	0	0	0	0	0	0	0	0	0	0	W	34-0
12/29	at Vikings	P	0	0	0	0.0	0.0	0	0	0	0	0	0	0	0	0	0	0	0	0	0	0	0	0	0	0	L	25-27
01/05	Bears	P	1	1	0	0.0	0.0	0	0	0	0	0	0	0	0	0	0	0	0	0	0	0	0	0	0	0	L	22-24
2024 TOTALS		**17-7**	**41**	**29**	**12**	**0.0**	**0.0**	**0**	**0**	**0**	**0**	**0**	**0**	**0**	**0**	**0**	**0**	**0**	**0**	**0**	**0**	**0**	**0**	**0**	**0**	**0**	**11-6**	

ERIC STOKES' 2023 GXG REGULAR-SEASON STATISTICS (PACKERS)

			TACKLES								INTERCEPTIONS					O. FUMB				ST					MISC			
DATE	OPPONENT	P/S	TK	S	A	SK	YDS	TFL	YDS	QBH	NO	YDS	LG	TD	PD	FF	FR	TD	YDS	TK	S	A	FF	FR	S	A	W/L	SCORE
09/10	at Bears		RESERVED/PUP																								W	38-20
09/17	at Falcons		RESERVED/PUP																								L	24-25
09/24	Saints		RESERVED/PUP																								W	18-17
09/28	Lions		RESERVED/PUP																								L	20-34
10/09	at Raiders		RESERVED/PUP																								L	13-17
10/22	at Broncos	P	0	0	0	0.0	0.0	0	0	0	0	0	0	0	0	0	0	0	0	0	0	0	0	0	0	0	L	17-19
10/29	Vikings		INJURED RESERVE																								L	10-24
11/05	Rams		INJURED RESERVE																								W	20-3
11/12	at Steelers		INJURED RESERVE																								L	19-23
11/19	Chargers		INJURED RESERVE																								W	23-20
11/23	at Lions		INJURED RESERVE																								W	29-22
12/03	Chiefs		INJURED RESERVE																								W	27-19
12/11	at Giants		INJURED RESERVE																								L	22-24
12/17	Buccaneers	S	1	1	0	0.0	0.0	1	0	0	0	0	0	0	0	0	0	0	0	0	0	0	0	0	0	0	L	20-34
12/24	at Panthers	S	5	4	1	0.0	0.0	0	0	0	0	0	0	0	0	0	0	0	0	0	0	0	0	0	0	0	W	33-30
12/31	at Vikings		INJURED RESERVE																								W	33-10
01/07	Bears		INJURED RESERVE																								W	17-9
2023 TOTALS		**3-2**	**6**	**5**	**1**	**0.0**	**0.0**	**1**	**0**	**0**	**0**	**0**	**0**	**0**	**0**	**0**	**0**	**0**	**0**	**0**	**0**	**0**	**0**	**0**	**0**	**0**	**9-8**	

ERIC STOKES' 2022 GXG REGULAR-SEASON STATISTICS (PACKERS)

			TACKLES								INTERCEPTIONS					O. FUMB				ST					MISC			
DATE	OPPONENT	P/S	TK	S	A	SK	YDS	TFL	YDS	QBH	NO	YDS	LG	TD	PD	FF	FR	TD	YDS	TK	S	A	FF	FR	S	A	W/L	SCORE
09/11	at Vikings	S	4	3	1	0.0	0.0	0	0	0	0	0	0	0	0	0	0	0	0	1	1	0	0	0	0	0	L	7-23
09/18	Bears	S	2	1	1	0.0	0.0	0	0	0	0	0	0	0	0	0	0	0	0	0	0	0	0	0	0	0	W	27-10
09/25	at Buccaneers	S	1	1	0	0.0	0.0	0	0	0	0	0	0	0	0	0	0	0	0	0	0	0	0	0	0	0	W	14-12
10/02	Patriots	S	5	5	0	0.0	0.0	0	0	0	0	0	0	0	0	0	0	0	0	0	0	0	0	0	0	0	W	27-24+
10/09	Giants	S	6	5	1	0.0	0.0	0	0	0	0	0	0	0	0	0	0	0	0	0	0	0	0	0	0	0	L	22-27
10/16	Jets	S	3	3	0	0.0	0.0	0	0	0	0	0	0	0	0	0	0	0	0	0	0	0	0	0	0	0	L	10-27
10/23	at Commanders	S	3	2	1	0.0	0.0	0	0	0	0	0	0	0	0	0	0	0	0	0	0	0	0	0	0	0	L	21-23
10/30	at Bills	S	0	0	0	0.0	0.0	0	0	0	0	0	0	0	0	0	0	0	0	0	0	0	0	0	0	0	L	17-27
11/06	at Lions	S	1	0	1	0.0	0.0	0	0	0	0	0	0	0	0	0	0	0	0	0	0	0	0	0	0	0	L	9-15
11/13	Cowboys		INJURED RESERVE																								W	31-28+
11/17	Titans		INJURED RESERVE																								L	17-27
11/27	at Eagles		INJURED RESERVE																								L	33-40
12/04	at Bears		INJURED RESERVE																								W	28-19
12/19	Rams		INJURED RESERVE																								W	24-12
12/25	at Dolphins		INJURED RESERVE																								W	26-20
01/01	Vikings		INJURED RESERVE																								W	41-17
01/08	Lions		INJURED RESERVE																								L	16-20
2022 TOTALS		**9-9**	**25**	**20**	**5**	**0.0**	**0.0**	**0**	**0**	**0**	**0**	**0**	**0**	**0**	**0**	**0**	**0**	**0**	**0**	**1**	**1**	**0**	**0**	**0**	**0**	**0**	**8-9**	

+ - Overtime

ERIC STOKES' 2021 GXG REGULAR-SEASON STATISTICS (PACKERS)

			TACKLES								INTERCEPTIONS					O. FUMB				ST					MISC			
DATE	OPPONENT	P/S	TK	S	A	SK	YDS	TFL	YDS	QBH	NO	YDS	LG	TD	PD	FF	FR	TD	YDS	TK	S	A	FF	FR	S	A	W/L	SCORE
09/12	at Saints	P	0	0	0	0.0	0.0	0	0	0	0	0	0	0	1	0	0	0	0	0	0	0	0	0	0	0	L	3-38
09/20	Lions	P	1	1	0	0.0	0.0	0	0	0	0	0	0	0	2	0	0	0	0	0	0	0	0	0	0	0	W	35-17
09/26	at 49ers	S	5	1	4	0.0	0.0	0	0	0	0	0	0	0	1	0	0	0	0	0	0	0	0	0	0	0	W	30-28
10/03	Steelers	S	8	8	0	0.0	0.0	0	0	0	1	0	0	0	2	0	0	0	0	0	0	0	0	0	0	0	W	27-17
10/10	at Bengals	S	4	3	1	0.0	0.0	0	0	0	0	0	0	0	1	0	0	0	0	0	0	0	0	0	0	0	W	25-22+
10/17	at Bears	S	3	2	1	0.0	0.0	0	0	0	0	0	0	0	0	0	0	0	0	0	0	0	0	0	0	0	W	24-14
10/24	Football Team	S	3	3	0	0.0	0.0	0	0	0	0	0	0	0	1	0	0	0	0	0	0	0	0	0	0	0	W	24-10
10/28	at Cardinals	S	6	5	1	0.0	0.0	0	0	0	0	0	0	0	0	0	0	0	0	0	0	0	0	0	0	0	W	24-21
11/07	at Chiefs		[LEGACY] INJURED/DID NOT PLAY																								L	7-13
11/14	Seahawks	S	1	0	1	0.0	0.0	0	0	0	0	0	0	0	1	0	0	0	0	0	0	0	0	0	0	0	W	17-0
11/21	at Vikings	S	4	3	1	0.0	0.0	0	0	0	0	0	0	0	0	0	0	0	0	0	0	0	0	0	0	0	L	31-34
11/28	Rams	S	3	3	0	0.0	0.0	0	0	0	0	0	0	0	2	0	0	0	0	0	0	0	0	0	0	0	W	36-28
12/12	Bears	S	2	2	0	0.0	0.0	0	0	0	0	0	0	0	1	0	0	0	0	0	0	0	0	0	0	0	W	45-30
12/19	at Ravens	S	7	7	0	0.0	0.0	0	0	0	0	0	0	0	1	0	0	0	0	0	0	0	0	0	0	0	W	31-30
12/25	Browns	S	2	0	2	0.0	0.0	0	0	0	0	0	0	0	1	0	0	0	0	0	0	0	0	0	0	0	W	24-22
01/02	Vikings	S	4	3	1	0.0	0.0	0	0	0	0	0	0	0	0	0	0	0	0	0	0	0	0	0	0	0	W	37-10
01/09	at Lions	S	2	2	0	0.0	0.0	0	0	0	0	0	0	0	0	0	0	0	0	0	0	0	0	0	0	0	L	30-37
2021 TOTALS		**16-14**	**55**	**43**	**12**	**0.0**	**0.0**	**0**	**0**	**0**	**1**	**0**	**0**	**0**	**14**	**0**	**0**	**0**	**0**	**0**	**0**	**0**	**0**	**0**	**0**	**0**	**13-4**	

+ - Overtime

ERIC STOKES' 2024 GXG POSTSEASON STATISTICS (PACKERS)

			TACKLES								INTERCEPTIONS					O. FUMB				ST					MISC			
DATE	OPPONENT	P/S	TK	S	A	SK	YDS	TFL	YDS	QBH	NO	YDS	LG	TD	PD	FF	FR	TD	YDS	TK	S	A	FF	FR	S	A	W/L	SCORE
01/12	at Eagles	S	0	0	0	0.0	0.0	0	0	0	0	0	0	0	0	0	0	0	0	0	0	0	0	0	0	0	L	10-22
2024 TOTALS		**1-1**	**0**	**0**	**0**	**0.0**	**0.0**	**0**	**0**	**0**	**0**	**0**	**0**	**0**	**0**	**0**	**0**	**0**	**0**	**0**	**0**	**0**	**0**	**0**	**0**	**0**	**0-1**	

ERIC STOKES' 2021 GXG POSTSEASON STATISTICS (PACKERS)

			TACKLES								INTERCEPTIONS					O. FUMB				ST					MISC			
DATE	OPPONENT	P/S	TK	S	A	SK	YDS	TFL	YDS	QBH	NO	YDS	LG	TD	PD	FF	FR	TD	YDS	TK	S	A	FF	FR	S	A	W/L	SCORE
01/22	49ers	S	4	3	1	0.0	0.0	0	0	0	0	0	0	0	0	0	0	0	0	0	0	0	0	0	0	0	L	10-13
2021 TOTALS		**1-1**	**4**	**3**	**1**	**0.0**	**0.0**	**0**	**0**	**0**	**0**	**0**	**0**	**0**	**0**	**0**	**0**	**0**	**0**	**0**	**0**	**0**	**0**	**0**	**0**	**0**	**0-1**	

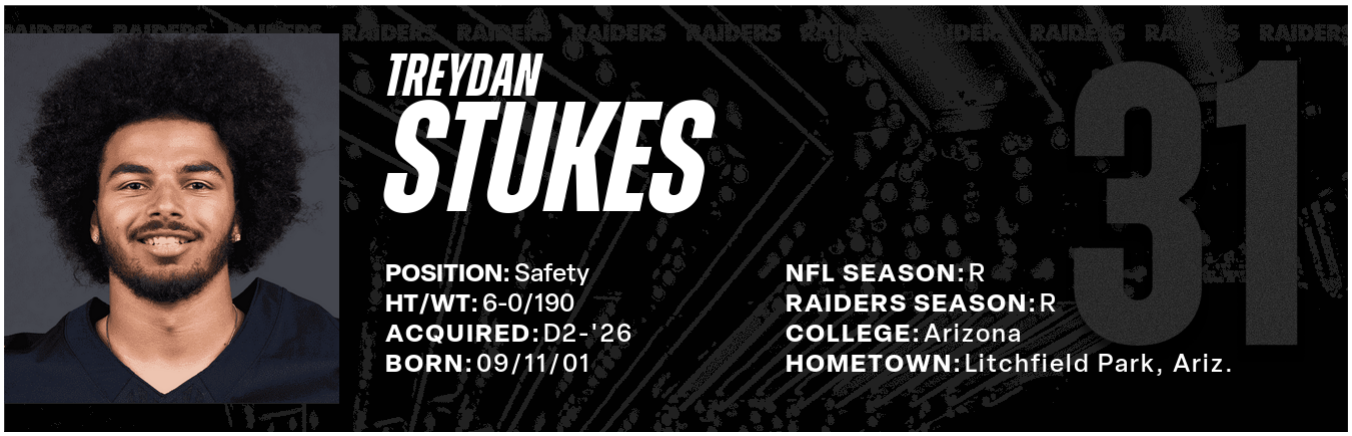

TRANSACTIONS: *Selected by Las Vegas Raiders in the second round (38th overall) of the 2026 NFL Draft, April 24, 2026.*

AT A GLANCE
- Played in 52 games over six seasons (2020-25) at Arizona and recorded 206 tackles (124 solo), 12 tackles for loss, 1.0 sack, seven interceptions and 35 passes defensed.
- As a redshirt senior in 2025, named First Team All-Big 12, AP Second Team All-Big 12 and AP Third Team All-American after starting 10 games and registering 52 tackles (24), one tackle for loss, 1.0 sack, 10 passes defensed and a single-season best four interceptions.
- Leader in the Wildcats secondary that finished the year first in the nation in team pass efficiency defense (97.20), second in interceptions (22), and seventh in pass defense (165.3 ypg).
- One of just 13 players in the Big 12 Conference with 10+ passes defensed.

2026: (9/13) vs. Mia.: Started in his NFL debut and finished with five tackles (four solo), one interception and one pass defensed...Became the first Raiders rookie with a defensive interception in his NFL debut since Vann McElroy in 1982...**(9/20) at LAC:** Posted three tackles (one) and defense and one tackle on special teams...**(9/27) at NO:** Inactive...**(10/4) vs. KC:** Finished with two tackles (one)...**(10/11) at NE:** Posted five tackles (four)...**(10/18) vs. Buf.:** Recorded nine tackles (five) and one pass defensed...**(10/25) vs. LAR:** Finished with four tackles (one)...**(11/1) at NYJ:** Posted eight tackles (three) and one pass defensed...**(11/8) at SF:** Finished with five total tackles (three solo) and added one interception, the second interception of his career and is now up to four passes defensed...Tied for second in interceptions (two) among rookies in the NFL this season after nine games, the only rookie with more interceptions is his teammate, Hezekiah Masses (three)...**(11/15) vs. Sea.:** Recorded four tackles (three)...**(11/22) at Den.:** Finished with two tackles (one) and one pass defensed.

COLLEGE: Played in 52 games over six seasons (2020-25) at Arizona and recorded 206 tackles (124 solo), 12 tackles for loss, 1.0 sack, seven interceptions and 35 passes defensed…**Redshirt Senior (2025):** As a redshirt senior in 2025, named First Team All-Big 12, AP Second Team All-Big 12 and AP Third Team All-American after starting 10 games and registering 52 tackles (24), one tackle for loss, 1.0 sack, 10 passes defensed and a single-season best four interceptions…Leader in the Wildcats secondary that finished the year first in the nation in team pass efficiency defense (97.2), second in interceptions (22), and seventh in pass defense (165.3 ypg)...One of just 13 players in the Big 12 Conference with 10+ passes defended...Recorded interceptions against No. 14 Iowa State, No. 18 BYU, Baylor, and Arizona State...Tallied a career-high nine tackles twice; at No. 14 Iowa State and at No. 22 Cincinnati…**Senior (2024):** Appeared in four games during an injury-shortened season…Made 18 tackles (eight) with 2.5 tackles for loss...Recorded one interception and three passes defensed...Posted third-career interception during the season-opener against New Mexico…**Junior (2023):** Played in 13 games with 12 starts and tallied 55 tackles (31), four tackles for loss, one interception and 10 passes defensed…Recorded a career-high two tackles for loss against Northern Arizona…Made season-high seven tackles (five) against No. 12 Oklahoma in the Valero Alamo Bowl…**Sophomore (2022):** Appeared in 11 games with seven starts and finished with 42 tackles (30), 3.5 tackles for loss, one interception and six passes defensed…Posted a season-high seven tackles on two separate occasions; first against Oregon and second against Arizona State…**Freshman (2021):** Appeared in all 12 games with five starts and recorded 31 tackles (23), one tackle for loss and six passes defensed…Key part of a Wildcats defense that allowed an average of just 190.1 passing yards per game…**Freshman (COVID - 2020):** Appeared in three games as a true freshman and logged eight total tackles…Made collegiate debut at Washington and picked up one tackle…Had career night with seven tackles in the Territorial Cup against Arizona State.

PERSONAL: Attended Millennium Park High School in Litchfield Park, Ariz. …Saw varsity time in 32 games across three seasons, during which he compiled 97 tackles, 11 interceptions, 14 passes defensed and 2.0 tackles for loss…As a senior, totaled 40 tackles, seven interceptions, and eight pass breakups…Also played receiver in senior season and grabbed 10 receptions for 173 yards and five touchdowns…Earned All-Conference honors after senior season…Tabbed with All-Region recognition as a junior and senior…Also earned four letters in track and field, where he competed in the triple jump and long jump…State Champion in the triple jump; State finalist in long jump…Excelled in the classroom, making Honor Roll all four years and finishing HS career with a weighted GPA above 4.0…Father, Ray, played college football at Pacific University and competed in Arena Football…Majored in General Studies – Sports & Society.

TREYDAN STUKES' NFL REGULAR SEASON DEFENSIVE STATISTICS

				TACKLES								INTERCEPTIONS					O. FUMB				ST					MISC	
DATE	TEAM	GP	GS	TK	S	A	TFL	YDS	SK	YDS	QBH	NO	YDS	LG	TD	PD	FF	FR	TD	YDS	TK	S	A	FF	FR	S	A
2026	Raiders	10	10	47	26	21	0	0	0.0	0.0	0	2	26	26	0	5	0	0	0	0	2	1	1	0	0	0	0
NFL TOTALS		**10**	**10**	**47**	**26**	**21**	**0**	**0**	**0.0**	**0.0**	**0**	**2**	**26**	**26**	**0**	**5**	**0**	**0**	**0**	**0**	**2**	**1**	**1**	**0**	**0**	**0**	**0**

TREYDAN STUKES' 2026 GXG REGULAR-SEASON STATISTICS (RAIDERS)

			TACKLES								INTERCEPTIONS					O. FUMB				ST					MISC			
DATE	OPPONENT	P/S	TK	S	A	SK	YDS	TFL	YDS	QBH	NO	YDS	LG	TD	PD	FF	FR	TD	YDS	TK	S	A	FF	FR	S	A	W/L	SCORE
09/13	Dolphins	S	5	4	1	0.0	0.0	0	0	0	1	0	0	0	1	0	0	0	0	1	0	1	0	0	0	0	W	27-13
09/20	at Chargers	S	3	1	2	0.0	0.0	0	0	0	0	0	0	0	0	0	0	0	0	1	1	0	0	0	0	0	W	26-14
09/27	at Saints																										W	35-27
10/04	Chiefs	S	2	1	1	0.0	0.0	0	0	0	0	0	0	0	0	0	0	0	0	0	0	0	0	0	0	0	L	27-30
10/11	at Patriots	S	5	4	1	0.0	0.0	0	0	0	0	0	0	0	0	0	0	0	0	0	0	0	0	0	0	0	L	17-45
10/18	Bills	S	9	5	4	0.0	0.0	0	0	0	0	0	0	0	1	0	0	0	0	0	0	0	0	0	0	0	L	30-33
10/25	Rams	S	4	1	3	0.0	0.0	0	0	0	0	0	0	0	0	0	0	0	0	0	0	0	0	0	0	0	L	21-35
11/01	at Jets	S	8	3	5	0.0	0.0	0	0	0	0	0	0	0	1	0	0	0	0	0	0	0	0	0	0	0	W	38-33
11/08	at 49ers	S	5	3	2	0.0	0.0	0	0	0	1	26	26	0	1	0	0	0	0	0	0	0	0	0	0	0	L	17-38
11/15	Seahawks	S	4	3	1	0.0	0.0	0	0	0	0	0	0	0	0	0	0	0	0	0	0	0	0	0	0	0	L	13-21
11/22	at Broncos	S	2	1	1	0.0	0.0	0	0	0	0	0	0	0	1	0	0	0	0	0	0	0	0	0	0	0	L	24-38
2026 TOTALS		**10-10**	**47**	**26**	**21**	**0.0**	**0.0**	**0**	**0**	**0**	**2**	**26**	**26**	**0**	**5**	**0**	**0**	**0**	**0**	**2**	**1**	**1**	**0**	**0**	**0**	**0**	**4-7**	

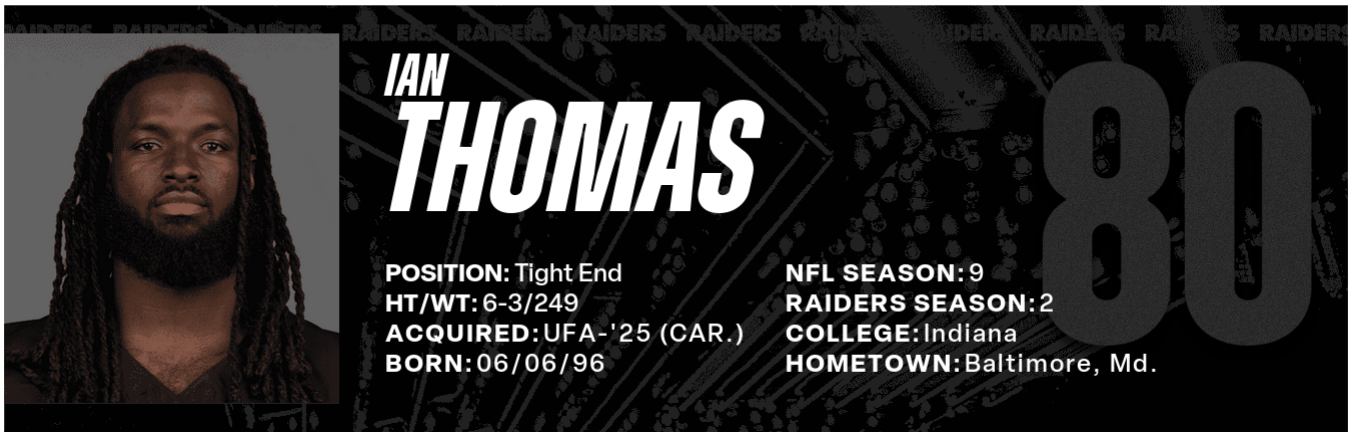

TRANSACTIONS: *Selected by Carolina Panthers in the fourth round (101st overall) of the 2018 NFL Draft, April 28, 2018…Signed by Las Vegas Raiders as an unrestricted free agent, March 25, 2025.*

AT A GLANCE
- Has played 114 career games with 64 starts over his eight seasons in the NFL and totaled 132 receptions for 1,176 yards (8.9 avg.) and four touchdowns.
- In 2025, appeared in 15 games with 10 starts and recorded 13 receptions for 114 yards (8.8 avg.).
- As a rookie in 2018, recorded 333 receiving yards – the most by a rookie tight end in Panthers franchise history at the time.
- Earned All-Big Ten Honorable Mention his senior year at Indiana (2017) after recording five touchdowns and averaging 15.0 yards per reception, ranking 12th and fifth among tight ends in the nation.

CAREER: Veteran tight end enters his second season with the Las Vegas Raiders after spending his first seven seasons (2018-24) with the Carolina Panthers…Originally a fourth-round selection (101st overall) by the Panthers in the 2018 NFL Draft...In 2025, appeared in 15 games with 10 starts and recorded 13 receptions for 114 yards (8.8 avg.)…In 2024, played in five games with two starts before finishing the season on the Reserve/Injured List… In 2023, appeared in 12 games with five starts and recorded five receptions for 56 yards…In 2022, started all 17 games and recorded 21 catches for 197 yards (9.4 avg.)…In 2021, appeared in all 17 games with 13 starts and posted 18 receptions for 188 yards (10.4 avg.)…In 2020, played in all 16 games with eight starts and recorded 20 receptions for 145 yards (7.3 avg.) and one touchdown…In 2019, appeared in all 16 games with three starts and posted 16 catches for 136 yards (8.5 avg.) and one touchdown…Set career highs in receptions (36), receiving yards (333) and receiving touchdowns (two) as a rookie in 2018…Career totals include 114 games played with 64 starts, recording 132 receptions for 1,176 yards (8.9 avg.) and four touchdowns.

2026: (9/13) vs. Mia.: Saw action on offense...**(9/20) at LAC:** Pulled in one reception for 11 yards...**(9/27) at NO:** Saw action on offense...**(10/4) vs. KC:** Finished with two catches for 32 yards (16.0 avg.), including a 27-yard touchdown catch...Thomas scored his first touchdown since Week 4, 2020 (with the Panthers). It was the longest touchdown reception of his NFL career (27 yards)...**(10/11) at NE:** Posted one reception for nine yards...**(10/18) vs. Buf.:** Saw action on offense and special teams...**(10/25) vs. LAR:** Finished with one reception for eight yards...**(11/1) at NYJ:** Saw action on offense and special teams...**(11/8) at SF:** Saw action on offense and special teams...**(11/15) vs. Sea.:** Finished one reception for 13 yards...**(11/22) at Den.:** Finished with one catch for 19 yards that went for a touchdown.

2025: Appeared in 15 games with 10 starts and recorded 13 receptions for 114 yards (8.8 avg.)…**(9/7) at NE:** Saw action on offense and special teams…**(9/15) vs. LAC:** Appeared on offense and special teams…**(9/21) at Was.:** Played on offense and special teams…**(9/28) vs. Chi.:** Made first start of the season on offense…**(10/5) at Ind.:** Started and finished with three catches for 20 yards (6.7 avg.)…**(10/12) vs. Ten.:** Had one reception for four yards…**(10/19) at KC:** Started on offense…**(11/2) vs. Jax.:** Started and recorded one reception for nine yards…**(11/6) at Den.:** Appeared primarily on special teams…**(11/17) vs. Dal.:** Started and recorded one catch for 20 yards…**(11/23) vs. Cle.:** Started and recorded season-highs in catches (four) and yards (36)…**(11/30) at LAC:** Started and finished with one catch for eight yards…**(12/7) vs. Den.:** Started and caught two passes for 17 yards…**(12/14) at Phi:** Healthy inactive…**(12/21) at Hou.:** Healthy inactive…**(12/28) vs. NYG:** Started on offense and also saw action on special teams…**(1/4/26) vs. KC:** Started and also played on special teams.

2024 (with Car.): Began the season on the Reserve/Injured List with a calf injury and returned in Week 6…Played in five games with two starts before getting hurt again in Week 12 and missing the remainder of the season…Finished with three receptions for seven yards…**(10/13) vs. Atl.:** Made season debut and saw action on offense…**(10/20) at Was.:** Recorded two catches for four yards…**(10/27) at Den.:** Appeared on offense and special teams…**(11/3) vs. NO:** Made first start of the season on offense…**(11/10) vs. NYG:** Recorded one catch for three yards before being ruled out in the third quarter due to injury.

2023 (with Car.): Appeared in 12 games with five starts and recorded five receptions for 56 yards (11.2 avg.)...Spent Weeks 6-10 on the Reserve/Injured List with a calf injury…**(9/10): at Atl.:** Saw action on offense and special teams…**(9/18) vs. NO:** Started on offense and also appeared on special teams…**(9/24) at Sea.:** Started and recorded one reception for eight yards…**(10/1) vs. Min.:** Played on offense and special teams…**(10/8) at Det.:** Recorded one catch for 28 yards…**(11/19) vs. Dal.:** Started on offense in first game back from injury…**(11/26) at Ten.:** Started and posted one reception for nine yards and also had one tackle on special teams…**(12/3) at TB:** Started and recorded one reception for six yards…**(12/10) at NO:** Appeared on offense and special teams…**(12/17) vs. Atl.:** Inactive…**(12/24) vs. GB:** Played on offense and special teams…**(12/31) at Jax.:** Saw action on offense and special teams…**(1/7/24) vs TB:** Caught one pass for five yards.

2022 (with Car.): Started all 17 games and posted 21 catches for 197 yards (9.4 avg.)...**(9/11) vs. Cle.:** Had two receptions for 53 yards, including a career-long 50-yard catch in the second quarter…**(9/18) at NYG:** Finished with one reception for 13 yards…**(9/25) vs. NO:** Caught two passes for 13 yards and also logged one tackle on special teams…**(10/2) vs. Ari.:** Recorded one reception for six yards…**(10/9) vs. SF:** Had two receptions for eight yards…**(10/16) at LAR:** Finished with two receptions for 22 yards…**(10/23) vs. TB:**

Recorded one reception for three yards…**(10/30) at Atl.:** Caught one pass for two yards…**(11/6) at Cin.:** Started on offense and also saw action on special teams…**(11/10) vs. Atl.:** Started and served as an extra blocker on offense, helping pave the way for RB D'Onte Foreman to record 130 yards and one touchdown on 31 carries (4.2 avg.)…Finished with 232 rushing yards and two touchdowns as a team…**(11/20) at Bal.:** Recorded three receptions for 24 yards (8.0 avg.)…**(11/27) vs. Den.:** Posted two receptions for 21 yards…**(12/11) at Sea.:** Recorded two receptions for 11 yards…**(12/18) vs. Pit.:** Started and also played on special teams…**(12/24) vs. Det.:** Hauled in one pass for 12 yards…**(1/1/23) at TB:** Recorded one reception for nine yards…**(1/8/23) at NO:** Started and was part of an offense that finished with 171 rushing yards on 41 attempts (4.2 avg.).

2021 (with Car.): Played in all 17 games with 13 starts and recorded 18 catches for 188 yards (10.4)…**(9/12) vs. NYJ:** Caught one pass for 17 yards…**(9/19) vs. NO:** Recorded one reception for seven yards…**(9/23) at Hou.:** Started and was part of a unit that finished with 407 total yards, including 304 passing yards and 117 rushing yards…**(10/3) at Dal.:** Had three receptions for 15 yards…**(10/10) vs. Phi.:** Finished with four receptions for 40 yards (10.0 avg.)…**(10/17) vs. Min.:** Caught a 41-yard pass in the fourth quarter…**(10/24) at NYG:** Played a majority of the snaps on offense and also appeared on special teams…**(10/31) at Atl.:** Had one catch for 10 yards…**(11/7) vs. NE:** Caught one pass for nine yards…**(11/14) at Ari.:** Helped the offense record 166 rushing yards and two touchdowns on 37 carries (4.5 avg.)…**(11/21) vs. Was.:** Recorded one catch for seven yards…**(11/28) at Mia.:** Played most of the snaps on offense and also recorded one tackle…**(12/12) vs. Atl.:** Started on offense…**(12/19) at Buf.:** Posted one reception for five yards…**(12/26) vs. TB:** Recorded one reception for four yards…**(1/2/22) at NO:** Finished with three catches for 33 yards (11.0 avg.)…**(1/9/22) at TB:** Helped the offense rush for 110 yards on 26 carries (4.2 avg.).

2020 (with Car.): Played in all 16 games with eight starts and recorded 20 receptions for 145 yards (7.3 avg.) and one touchdown…**(9/13) vs. LV:** Recorded two receptions for 16 yards…**(9/20) at TB:** Started on offense…**(9/27) at LAC:** Started and recorded one reception for nine yards…**(10/4) vs. Ari.:** Started and recorded two receptions for five yards and a touchdown…**(10/11) at Atl.:** Started and helped the offense record 124 rushing yards on 27 attempts (4.6 avg.)…**(10/18) vs. Chi.:** Recorded one reception for nine yards…**(10/25) at NO:** Posted one reception for 11 yards…**(10/29) vs. Atl.:** Started and recorded three receptions for 28 yards (9.3 avg.)…**(11/8) at KC:** Posted one reception for eight yards…**(11/15) vs. TB:** Started and recorded one reception for seven yards…**(11/22) vs. Det.:** Started and helped the offense run for 116 yards and one touchdown on 34 attempts (3.4 avg.)…**(11/29) at Min.:** Posted one reception for four yards…**(12/13) vs. Den.:** Finished with three receptions for 20 yards (6.7 avg.)…**(12/19) at GB.:** Had three catches for 29 yards (9.7 avg.)…**(12/27) at Was.:** Played on offense and special teams…**(1/3/21) vs. NO:** Caught one pass for negative yardage on offense and also registered one tackle.

2019 (with Car.): Appeared in 16 games with three starts and recorded 16 catches for 139 yards (8.5 avg.) and one touchdown…**(9/8) vs. LAR:** Appeared on offense and special teams…**(9/12) vs. TB:** Appeared on offense…**(9/22) at Ari.:** Saw action on offense…**(9/29) at Hou.:** Played on offense…**(10/6) vs. Jac.:** Made first start of the season on offense…**(10/13) at TB:** Saw action on offense and special teams…**(10/27) at SF:** Played on offense…**(11/3) vs. Ten.:** Appeared on offense and special teams…**(11/10) at GB:** Appeared on offense…**(11/17) vs. Atl.:** Played primarily on special teams…**(11/24) at NO:** Posted one catch for four yards…**(12/1) vs. Was.:** Recorded four receptions for 24 yards (6.0 avg.)…**(12/8) at Atl.:** Started and played a majority of the team's offensive snaps and registered five receptions for 57 yards (11.4 avg.) and one touchdown while helping the unit run for 100 yards and one touchdown on 22 attempts (4.5 avg.)…**(12/15) vs. Sea.:** Started and recorded two receptions for 23 yards…**(12/22) at Ind.:** Caught three passes for 16 yards (5.3 avg.)…**(12/29) vs. NO:** Had one reception for 12 yards.

2018 (with Car.): As a rookie, played in all 16 games with six starts and finished with 36 receptions for 333 yards (9.3 avg.) and two touchdowns...Recorded the most receiving yards at the time by a rookie tight end in Panthers history…**(9/9) vs. Dal.:** Made NFL debut and caught two passes for four yards while recording one tackle on special teams…**(9/16) at Atl.:** Made first career start at tight end and posted two receptions for 10 yards…**(9/23) vs. Cin.:** Started and recorded three catches for 20 yards (6.7 avg.)…**(10/7) vs. NYG:** Started and finished with three catches for 28 yards (12.7 avg.)…**(10/14) at Was.:** Saw action primarily on special teams…**(10/21) at Phi.:** Saw action exclusively on special teams…**(10/28) vs. Bal.:** Finished with one catch for 15 yards…**(11/4) vs. TB:** Played on offense and special teams…**(11/8) at Pit.:** Appeared on offense and special teams…**(11/18) at Det.:** Appeared on offense and special teams…**(11/25) vs. Sea.:** Played on offense and special teams…**(12/2) at TB:** Posted five catches for 46 yards (9.2 avg.)…**(12/9) at Cle.:** Started and set career-highs in receptions (nine) and yards (77 yards)…**(12/17) vs. NO:** Started and recorded two receptions for 14 yards…**(12/23) vs. Atl.:** Caught four passes for 48 yards (12.0 avg.) and his first-career touchdown…**(12/30) at NO:** Started and finished with five receptions for 61 yards (12.2 avg.) and one touchdown.

COLLEGE: Played two seasons at Indiana (2016-17) after transferring from Nassau Community College…In 2017, earned All-Big Ten Honorable Mention after recording five touchdowns and averaging 15.0 yards per reception, ranking 12th and fifth among tight ends in the nation, respectively…Started all 10 games in which he appeared and totaled 25 receptions for 376 yards and five touchdowns…In 2016, played in 13 games and registered three catches for 28 yards…Prior to Indiana, played for Nassau Community College in Garden City, N.Y. ... Ranked the No. 2 junior college tight end nationally by ESPN.com...In 2015, earned all-conference honors after catching 23 balls for 433 yards and three touchdowns in eight games...Led the Northeast Football Conference with 18.8 yards per reception and finished fourth with 54.1 receiving yards per game...Helped team finish with a 10-0 record...As a true freshman, had four catches for 88 yards and two touchdowns.

PERSONAL: Attended Digital Harbor High School in Baltimore, Md. ...Also played basketball and ran track…Has nine siblings.

ADDITIONAL STATISTICS: Special teams tackles – 1 in 2018, 1 in 2022, 1 in 2023. NFL Totals: 3.

SINGLE-GAME HIGHS: RECEIVING: Receptions – 9, 12/9/18 at Cle. Yards – 77, 12/9/18 at Cle. Long – 50, 9/11/22 vs. Cle. Touchdowns – 1, four times; last: 10/4/20 vs. Ari.

IAN THOMAS' NFL REGULAR SEASON RUSHING/RECEIVING STATISTICS

				RECEIVING					RUSHING				
DATE	TEAM	GP	GS	NO.	YDS.	AVG.	LG	TD	NO.	YDS.	AVG.	LG	TD
2018	Panthers	16	6	36	333	9.3	31	2	0	0	0.0	0	0
2019	Panthers	16	3	16	136	8.5	19	1	0	0	0.0	0	0
2020	Panthers	16	8	20	145	7.3	21	1	0	0	0.0	0	0
2021	Panthers	17	13	18	188	10.4	41	0	0	0	0.0	0	0
2022	Panthers	17	17	21	197	9.4	50	0	0	0	0.0	0	0
2023	Panthers	12	5	5	56	11.2	28	0	0	0	0.0	0	0
2024	Panthers	5	2	3	7	2.3	3	0	0	0	0.0	0	0
2025	Raiders	15	10	13	114	8.8	20	0	0	0	0.0	0	0
2026	Raiders	11	1	7	92	13.1	27t	2	0	0	0.0	0	0
NFL TOTALS		**125**	**65**	**139**	**1,268**	**9.1**	**50**	**6**	**0**	**0**	**0.0**	**0**	**0**

IAN THOMAS' 2026 GXG REGULAR-SEASON STATISTICS (RAIDERS)

			RECEIVING					RUSHING						
DATE	OPPONENT	P/S	NO.	YDS.	AVG.	LG	TD	NO.	YDS.	AVG.	LG	TD	W/L	SCORE
09/13	Dolphins	P	0	0	0.0	0	0	0	0	0.0	0	0	W	27-13
09/20	at Chargers	P	1	11	11.0	11	0	0	0	0.0	0	0	W	26-14
09/27	at Saints	P	0	0	0.0	0	0	0	0	0.0	0	0	W	35-27
10/04	Chiefs	S	2	32	16.0	27t	1	0	0	0.0	0	0	L	27-30
10/11	at Patriots	P	1	9	9.0	9	0	0	0	0.0	0	0	L	17-45
10/18	Bills	P	0	0	0.0	0	0	0	0	0.0	0	0	L	30-33
10/25	Rams	P	1	8	8.0	8	0	0	0	0.0	0	0	L	21-35
11/01	at Jets	P	0	0	0.0	0	0	0	0	0.0	0	0	W	38-33
11/08	at 49ers	P	0	0	0.0	0	0	0	0	0.0	0	0	L	17-38
11/15	Seahawks	P	1	13	13.0	13	0	0	0	0.0	0	0	L	13-21
11/22	at Broncos	P	1	19	19.0	19t	1	0	0	0.0	0	0	L	24-38
2026 TOTALS		**11-1**	**7**	**92**	**13.1**	**27T**	**2**	**0**	**0**	**0.0**	**0**	**0**	**4-7**	

IAN THOMAS' 2025 GXG REGULAR-SEASON STATISTICS (RAIDERS)

			RECEIVING					RUSHING						
DATE	OPPONENT	P/S	NO.	YDS.	AVG.	LG	TD	NO.	YDS.	AVG.	LG	TD	W/L	SCORE
09/07	at Patriots	P	0	0	0.0	0	0	0	0	0.0	0	0	W	20-13
09/15	Chargers	P	0	0	0.0	0	0	0	0	0.0	0	0	L	9-20
09/21	at Commanders	P	0	0	0.0	0	0	0	0	0.0	0	0	L	24-41
09/28	Bears	S	0	0	0.0	0	0	0	0	0.0	0	0	L	24-25
10/05	at Colts	S	3	20	6.7	10	0	0	0	0.0	0	0	L	6-40
10/12	Titans	P	1	4	4.0	4	0	0	0	0.0	0	0	W	20-10
10/19	at Chiefs	S	0	0	0.0	0	0	0	0	0.0	0	0	L	0-31
11/02	Jaguars	S	1	9	9.0	9	0	0	0	0.0	0	0	L	29-30+
11/06	at Broncos	P	0	0	0.0	0	0	0	0	0.0	0	0	L	7-10
11/17	Cowboys	S	1	20	20.0	20	0	0	0	0.0	0	0	L	16-33
11/23	Browns	S	4	36	9.0	14	0	0	0	0.0	0	0	L	10-24
11/30	at Chargers	S	1	8	8.0	8	0	0	0	0.0	0	0	L	14-31
12/07	Broncos	S	2	17	8.5	12	0	0	0	0.0	0	0	L	17-24
12/14	at Eagles		ON INACTIVE LIST										L	0-31
12/21	at Texans		ON INACTIVE LIST										L	21-23
12/28	Giants	S	0	0	0.0	0	0	0	0	0.0	0	0	L	10-34
01/04	Chiefs	S	0	0	0.0	0	0	0	0	0.0	0	0	W	14-12
2025 TOTALS		**15-10**	**13**	**114**	**8.8**	**20**	**0**	**0**	**0**	**0.0**	**0**	**0**	**3-14**	

+ - Overtime

IAN THOMAS' 2024 GXG REGULAR-SEASON STATISTICS (PANTHERS)

			RECEIVING					RUSHING						
DATE	**OPPONENT**	**P/S**	**NO.**	**YDS.**	**AVG.**	**LG**	**TD**	**NO.**	**YDS.**	**AVG.**	**LG**	**TD**	**W/L**	**SCORE**
09/08	at Saints		INJURED RESERVE										L	10-47
09/15	Chargers		INJURED RESERVE										L	3-26
09/22	at Raiders		INJURED RESERVE										W	36-22
09/29	Bengals		INJURED RESERVE										L	24-34
10/06	at Bears		INJURED RESERVE - DESIGNATED FOR RETURN										L	10-36
10/13	Falcons	P	0	0	0.0	0	0	0	0	0.0	0	0	L	20-38
10/20	at Commanders	P	2	4	2.0	2	0	0	0	0.0	0	0	L	7-40
10/27	at Broncos	P	0	0	0.0	0	0	0	0	0.0	0	0	L	14-28
11/03	Saints	S	0	0	0.0	0	0	0	0	0.0	0	0	W	23-22
11/10	Giants	S	1	3	3.0	3	0	0	0	0.0	0	0	W	20-17+
11/24	Chiefs		INJURED RESERVE										L	27-30
12/01	Buccaneers		INJURED RESERVE										L	23-26+
12/08	at Eagles		INJURED RESERVE										L	16-22
12/15	Cowboys		INJURED RESERVE										L	14-30
12/22	Cardinals		INJURED RESERVE										W	36-30+
12/29	at Buccaneers		INJURED RESERVE										L	14-48
01/05	at Falcons		INJURED RESERVE										W	44-38+
2024 TOTALS		**5-2**	**3**	**7**	**2.3**	**3**	**0**	**0**	**0**	**0.0**	**0**	**0**	**5-12**	

+ - Overtime

IAN THOMAS' 2023 GXG REGULAR-SEASON STATISTICS (PANTHERS)

			RECEIVING					RUSHING						
DATE	**OPPONENT**	**P/S**	**NO.**	**YDS.**	**AVG.**	**LG**	**TD**	**NO.**	**YDS.**	**AVG.**	**LG**	**TD**	**W/L**	**SCORE**
09/10	at Falcons	P	0	0	0.0	0	0	0	0	0.0	0	0	L	10-24
09/18	Saints	S	0	0	0.0	0	0	0	0	0.0	0	0	L	17-20
09/24	at Seahawks	S	1	8	8.0	8	0	0	0	0.0	0	0	L	27-37
10/01	Vikings	P	0	0	0.0	0	0	0	0	0.0	0	0	L	13-21
10/08	at Lions	P	1	28	28.0	28	0	0	0	0.0	0	0	L	24-42
10/15	at Dolphins		INJURED RESERVE										L	21-42
10/29	Texans		INJURED RESERVE										W	15-13
11/05	Colts		INJURED RESERVE										L	13-27
11/09	at Bears		INJURED RESERVE										L	13-16
11/19	Cowboys	S	0	0	0.0	0	0	0	0	0.0	0	0	L	10-33
11/26	at Titans	S	1	9	9.0	9	0	0	0	0.0	0	0	L	10-17
12/03	at Buccaneers	S	1	6	6.0	6	0	0	0	0.0	0	0	L	18-21
12/10	at Saints	P	0	0	0.0	0	0	0	0	0.0	0	0	L	6-28
12/17	Falcons		ON INACTIVE LIST										W	9-7
12/24	Packers	P	0	0	0.0	0	0	0	0	0.0	0	0	L	30-33
12/31	at Jaguars	P	0	0	0.0	0	0	0	0	0.0	0	0	L	0-26
01/07	Buccaneers	P	1	5	5.0	5	0	0	0	0.0	0	0	L	0-9
2023 TOTALS		**12-5**	**5**	**56**	**11.2**	**28**	**0**	**0**	**0**	**0.0**	**0**	**0**	**2-15**	

IAN THOMAS' 2022 GXG REGULAR-SEASON STATISTICS (PANTHERS)

			RECEIVING					RUSHING						
DATE	OPPONENT	P/S	NO.	YDS.	AVG.	LG	TD	NO.	YDS.	AVG.	LG	TD	W/L	SCORE
09/11	Browns	S	2	53	26.5	50	0	0	0	0.0	0	0	L	24-26
09/18	at Giants	S	1	13	13.0	13	0	0	0	0.0	0	0	L	16-19
09/25	Saints	S	2	13	6.5	9	0	0	0	0.0	0	0	W	22-14
10/02	Cardinals	S	1	6	6.0	6	0	0	0	0.0	0	0	L	16-26
10/09	49ers	S	2	8	4.0	6	0	0	0	0.0	0	0	L	15-37
10/16	at Rams	S	2	22	11.0	16	0	0	0	0.0	0	0	L	10-24
10/23	Buccaneers	S	1	3	3.0	3	0	0	0	0.0	0	0	W	21-3
10/30	at Falcons	S	1	2	2.0	2	0	0	0	0.0	0	0	L	34-37+
11/06	at Bengals	S	0	0	0.0	0	0	0	0	0.0	0	0	L	21-42
11/10	Falcons	S	0	0	0.0	0	0	0	0	0.0	0	0	W	25-15
11/20	at Ravens	S	3	24	8.0	12	0	0	0	0.0	0	0	L	3-13
11/27	Broncos	S	2	21	10.5	15	0	0	0	0.0	0	0	W	23-10
12/11	at Seahawks	S	2	11	5.5	8	0	0	0	0.0	0	0	W	30-24
12/18	Steelers	S	0	0	0.0	0	0	0	0	0.0	0	0	L	16-24
12/24	Lions	S	1	12	12.0	12	0	0	0	0.0	0	0	W	37-23
01/01	at Buccaneers	S	1	9	9.0	9	0	0	0	0.0	0	0	L	24-30
01/08	at Saints	S	0	0	0.0	0	0	0	0	0.0	0	0	W	10-7
2022 TOTALS		**17-17**	**21**	**197**	**9.4**	**50**	**0**	**0**	**0**	**0.0**	**0**	**0**	**7-10**	

+ - Overtime

IAN THOMAS' 2021 GXG REGULAR-SEASON STATISTICS (PANTHERS)

			RECEIVING					RUSHING						
DATE	OPPONENT	P/S	NO.	YDS.	AVG.	LG	TD	NO.	YDS.	AVG.	LG	TD	W/L	SCORE
09/12	Jets	S	1	17	17.0	17	0	0	0	0.0	0	0	W	19-14
09/19	Saints	P	1	7	7.0	7	0	0	0	0.0	0	0	W	26-7
09/23	at Texans	S	0	0	0.0	0	0	0	0	0.0	0	0	W	24-9
10/03	at Cowboys	P	3	15	5.0	9	0	0	0	0.0	0	0	L	28-36
10/10	Eagles	P	4	40	10.0	24	0	0	0	0.0	0	0	L	18-21
10/17	Vikings	S	1	41	41.0	41	0	0	0	0.0	0	0	L	28-34+
10/24	at Giants	S	0	0	0.0	0	0	0	0	0.0	0	0	L	3-25
10/31	at Falcons	S	1	10	10.0	10	0	0	0	0.0	0	0	W	19-13
11/07	Patriots	S	1	9	9.0	9	0	0	0	0.0	0	0	L	6-24
11/14	at Cardinals	S	0	0	0.0	0	0	0	0	0.0	0	0	W	34-10
11/21	Football Team	S	1	7	7.0	7	0	0	0	0.0	0	0	L	21-27
11/28	at Dolphins	S	0	0	0.0	0	0	0	0	0.0	0	0	L	10-33
12/12	Falcons	S	0	0	0.0	0	0	0	0	0.0	0	0	L	21-29
12/19	at Bills	S	1	5	5.0	5	0	0	0	0.0	0	0	L	14-31
12/26	Buccaneers	S	1	4	4.0	4	0	0	0	0.0	0	0	L	6-32
01/02	at Saints	S	3	33	11.0	21	0	0	0	0.0	0	0	L	10-18
01/09	at Buccaneers	P	0	0	0.0	0	0	0	0	0.0	0	0	L	17-41
2021 TOTALS		**17-13**	**18**	**188**	**10.4**	**41**	**0**	**0**	**0**	**0.0**	**0**	**0**	**5-12**	

+ - Overtime

IAN THOMAS' 2020 GXG REGULAR-SEASON STATISTICS (PANTHERS)

			RECEIVING					RUSHING						
DATE	OPPONENT	P/S	NO.	YDS.	AVG.	LG	TD	NO.	YDS.	AVG.	LG	TD	W/L	SCORE
09/13	Raiders	P	2	16	8.0	11	0	0	0	0.0	0	0	L	30-34
09/20	at Buccaneers	S	0	0	0.0	0	0	0	0	0.0	0	0	L	17-31
09/27	at Chargers	S	1	9	9.0	9	0	0	0	0.0	0	0	W	21-16
10/04	Cardinals	S	2	5	2.5	3	1	0	0	0.0	0	0	W	31-21
10/11	at Falcons	S	0	0	0.0	0	0	0	0	0.0	0	0	W	23-16
10/18	Bears	P	1	9	9.0	9	0	0	0	0.0	0	0	L	16-23
10/25	at Saints	P	1	11	11.0	11	0	0	0	0.0	0	0	L	24-27
10/29	Falcons	S	3	28	9.3	21	0	0	0	0.0	0	0	L	17-25
11/08	at Chiefs	P	1	8	8.0	8	0	0	0	0.0	0	0	L	31-33
11/15	Buccaneers	S	1	7	7.0	7	0	0	0	0.0	0	0	L	23-46
11/22	Lions	S	0	0	0.0	0	0	0	0	0.0	0	0	W	20-0
11/29	at Vikings	P	1	4	4.0	4	0	0	0	0.0	0	0	L	27-28
12/13	Broncos	P	3	20	6.7	8	0	0	0	0.0	0	0	L	27-32
12/19	at Packers	P	3	29	9.7	15	0	0	0	0.0	0	0	L	16-24
12/27	at Football Team	P	0	0	0.0	0	0	0	0	0.0	0	0	W	20-13
01/03	Saints	S	1	-1	-1.0	-1	0	0	0	0.0	0	0	L	7-33
2020 TOTALS		**16-8**	**20**	**145**	**7.3**	**21**	**1**	**0**	**0**	**0.0**	**0**	**0**	**5-11**	

IAN THOMAS' 2019 GXG REGULAR-SEASON STATISTICS (PANTHERS)

			RECEIVING					RUSHING						
DATE	OPPONENT	P/S	NO.	YDS.	AVG.	LG	TD	NO.	YDS.	AVG.	LG	TD	W/L	SCORE
09/08	Rams	P	0	0	0.0	0	0	0	0	0.0	0	0	L	27-30
09/12	Buccaneers	P	0	0	0.0	0	0	0	0	0.0	0	0	L	14-20
09/22	at Cardinals	P	0	0	0.0	0	0	0	0	0.0	0	0	W	38-20
09/29	at Texans	P	0	0	0.0	0	0	0	0	0.0	0	0	W	16-10
10/06	Jaguars	S	0	0	0.0	0	0	0	0	0.0	0	0	W	34-27
10/13	at Buccaneers	P	0	0	0.0	0	0	0	0	0.0	0	0	W	37-26
10/27	at 49ers	P	0	0	0.0	0	0	0	0	0.0	0	0	L	13-51
11/03	Titans	P	0	0	0.0	0	0	0	0	0.0	0	0	W	30-20
11/10	at Packers	P	0	0	0.0	0	0	0	0	0.0	0	0	L	16-24
11/17	Falcons	P	0	0	0.0	0	0	0	0	0.0	0	0	L	3-29
11/24	at Saints	P	1	4	4.0	4	0	0	0	0.0	0	0	L	31-34
12/01	Redskins	P	4	24	6.0	13	0	0	0	0.0	0	0	L	21-29
12/08	at Falcons	S	5	57	11.4	19	1	0	0	0.0	0	0	L	20-40
12/15	Seahawks	S	2	23	11.5	12	0	0	0	0.0	0	0	L	24-30
12/22	at Colts	P	3	16	5.3	7	0	0	0	0.0	0	0	L	6-38
12/29	Saints	P	1	12	12.0	12	0	0	0	0.0	0	0	L	10-42
2019 TOTALS		**16-3**	**16**	**136**	**8.5**	**19**	**1**	**0**	**0**	**0.0**	**0**	**0**	**5-11**	

IAN THOMAS' 2018 GXG REGULAR-SEASON STATISTICS (PANTHERS)

			RECEIVING					RUSHING						
DATE	OPPONENT	P/S	NO.	YDS.	AVG.	LG	TD	NO.	YDS.	AVG.	LG	TD	W/L	SCORE
09/09	Cowboys	P	2	4	2.0	7	0	0	0	0.0	0	0	W	16-8
09/16	at Falcons	S	2	10	5.0	8	0	0	0	0.0	0	0	L	24-31
09/23	Bengals	S	3	20	6.7	18	0	0	0	0.0	0	0	W	31-21
10/07	Giants	S	3	38	12.7	27	0	0	0	0.0	0	0	W	33-31
10/14	at Redskins	P	0	0	0.0	0	0	0	0	0.0	0	0	L	17-23
10/21	at Eagles	P	0	0	0.0	0	0	0	0	0.0	0	0	W	21-17
10/28	Ravens	P	1	15	15.0	15	0	0	0	0.0	0	0	W	36-21
11/04	Buccaneers	P	0	0	0.0	0	0	0	0	0.0	0	0	W	42-28
11/08	at Steelers	P	0	0	0.0	0	0	0	0	0.0	0	0	L	21-52
11/18	at Lions	P	0	0	0.0	0	0	0	0	0.0	0	0	L	19-20
11/25	Seahawks	P	0	0	0.0	0	0	0	0	0.0	0	0	L	27-30
12/02	at Buccaneers	P	5	46	9.2	20	0	0	0	0.0	0	0	L	17-24
12/09	at Browns	S	9	77	8.6	16	0	0	0	0.0	0	0	L	20-26
12/17	Saints	S	2	14	7.0	8	0	0	0	0.0	0	0	L	9-12
12/23	Falcons	P	4	48	12.0	27	1	0	0	0.0	0	0	L	10-24
12/30	at Saints	S	5	61	12.2	31	1	0	0	0.0	0	0	W	33-14
2018 TOTALS		**16-6**	**36**	**333**	**9.3**	**31**	**2**	**0**	**0**	**0.0**	**0**	**0**	**7-9**	

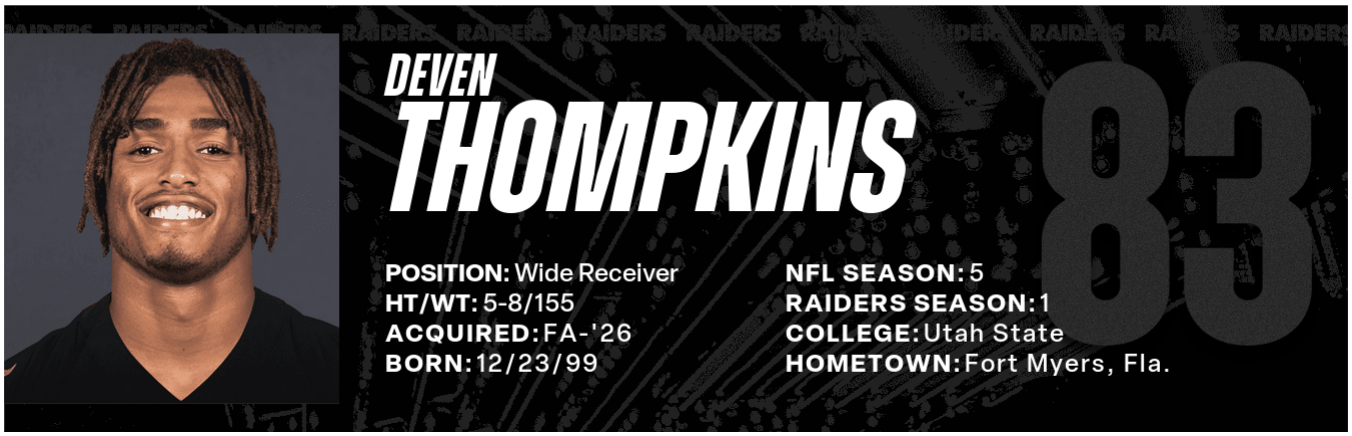

TRANSACTIONS: *Signed by the Tampa Bay Buccaneers, May 13, 2022. Released by Tampa Bay, June 10, 2024. Signed by the Carolina Panthers, July 25, 2024. Released by Carolina, August 17, 2024. Signed to the practice squad by the Atlanta Falcons, September 23, 2025. Released by Atlanta, May 11, 2026. Signed by the Buffalo Bills, June 11, 2026. Released by Buffalo, July 14, 2026. Signed by the Las Vegas Raiders, July 27, 2026.*

AT A GLANCE

Career totals include 36 games played with two starts, 29 receptions for 162 yards (5.6 avg.) and one touchdown, 13 carries for 94 yards (7.2 avg.), and 42 punt returns for 368 yards (8.8 avg.).
In 2023, played in all 17 games and posted a career-best season finishing with 17 receptions for 83 yards (4.9 avg.) and one touchdown, in addition to eight carries for 56 rushing yards (7.0 avg.).
Played four seasons at Utah State (2018-2021), where he appeared in 43 games with 23 starts and totaled 171 receptions for 2,519 yards and 15 touchdowns.

CAREER: Veteran wide receiver enters his fifth season in the NFL…Has spent time with the Tampa Bay Buccaneers, Carolina Panthers and Atlanta Falcons after being signed as a free agent with the Buccaneers in 2022…In 2025, played in seven games for the Falcons with no starts…finished with three receptions for 27 yards (9.0 avg.)…recorded one carry for five yards…In 2024, appeared in seven games for the Carolina Panthers with no starts…finished with four receptions for 20 yards (5.0 avg.)…added two carries for seven yards…In 2023, played in all 17 games for Tampa Bay with one start and totaled 17 catches for 83 yards (4.9 avg.), and one touchdown…recorded eight carries for 56 yards (7.0 avg.)…In 2022, played in five games for Tampa Bay and one start…caught five passes for 32 yards…added two carries for 26 yards (13.0 avg.)…Career totals include 36 games played with two starts, 29 receptions for 162 yards (5.6 avg), one touchdown and 42 punt returns for 368 yards.

(10/11) at NE: Finished with one reception for eight yards.

2025 (with ATL.): Played in seven games for the Atlanta Falcons and finished with three catches for 27 yards, while adding one carry for five yards and six punt returns for 54 yards…**(10/13) vs. Buf.:** Had one kick return for 16 yards…**(11/30) at NYJ:** Caught two passes for 23 yards (11.5 avg.), posted one rushing attempt for five yards and three punt returns for 63 yards (21.0 avg.)…**(12/07) vs SEA:** Caught one pass for four yards…Added four kick returns for 121 yards (30.3 avg.)…**(12/11) at TB:** Played on special teams and recorded two punt returns for 20 yards (10.0 avg.)…**(12/21) at ARI:** Returned one punt for eight yards…**(12/29) vs LAR:** Recorded two kick returns for 54 yards (27.0 avg.)…**(1/04/26) vs NO:** Played on special teams and recorded three punt returns for 26 yards (8.7 avg.), and two kick returns for 42 yards (21.0 avg.).

2024 (with Car): Played in seven games for the Carolina Panthers and finished with four catches for 20 yards, while adding two carries for seven yards and five punt returns for 19 yards…**(11/03) vs. NO:** Recorded one rushing attempt for -2 yards…**(11/24) vs. KC:** Caught three passes for 13 yards (4.3 avg.)…(12/08) at PHI: Caught one pass for seven yards, returned one punt for 15 yards and had two kick returns for 46 yards (23.0 avg.)…**(12/15) vs. DAL:** Played on special teams, recorded three kick returns for 88 yards (29.3 avg.), and had two punt returns…**(12/22) vs. Ari.:** Had one carry for nine yards, returned two punts for four yards (2.0 avg.).

2023 (with TB): Played in all 17 games with one start for the Tampa Bay Buccaneers and finished with career-highs in catches (17) and yards (83) and recorded one touchdown, while adding eight carries for 56 yards (7.0 avg.), and 25 punt returns for 234 yards (9.4 avg.)…**(9/10) at Min.:** Caught two passes for 10 yards (5.0 avg.), returned four punts for 29 yards (7.3 avg.) and one kick for 23 yards…**(9/17) vs. CHI:** Had one carry for 11 yards and returned two punts for seven yards…**(9/25) vs. PHI:** Caught two passes for six yards (3.0 avg.) and played on special teams…**(10/01) at NO:** Recorded season highs in receptions (4) and yards (45) and had one touchdown, had one carry for 11 yards, and returned one punt for seven yards…**(10/15) vs. Det.:** Caught two passes, had one carry for five yards and returned three kicks for 55 yards (18.3 avg.)…**(10/22) vs. ATL:** Caught three passes for 14 yards (4.7 avg.), returned one punt for three yards and two kicks for 50 yards (25.0 avg.)…**(10/26) at BUF:** Played on special teams, returned two kicks for 44 yards (22.0 avg.)…**(11/05) at HOU:** Played on special teams, returned three punts for 22 yards (7.3 avg.) and three kicks for 54 yards (18.0 avg.)…**(11/12) vs. TEN:** Caught one pass for five yards, had one carry for six yards and returned two punts for 15 yards (7.5 avg.)…**(11/19) at SF:** Played on offense and special teams, had one carry for 17 yards and returned two punts for 64 yards (32.0 avg.) and three kicks for 55 yards (18.3 avg.)…**(11/26) at Ind.:** Played on special teams…**(12/03) vs. Car.:** Caught one pass for four yards, had two carries for seven yards and returned three punts for 21 yards (7.0 avg.)…**(12/10) at ATL:** Returned two punts for 26 yards (13.0 avg.) and one kick for 29 yards…**(12/17) at GB:** Appeared on offense and special teams, returned one punt for 13 yards…**(12/24) vs. JAX:** Played on special teams, returned one punt for six yards and one kick for 17 yards…**(12/31) vs. NO:** Played on offense and caught one pass, returned two punts for 21 yards (10.5 avg.)…**(1/07/24) at Car.:** Caught one pass for one yard and played on special teams…**(1/15/24) vs. PHI:** Had one carry for nine yards, one catch for four yards, returned two punts for 24 yards (12.0 avg.) and one kick for 27 yards…**(1/21/24) at Det.:** Appeared on offense and special teams.

2022 (with TB): Played in five games with one start for Tampa Bay and recorded five catches for 32 yards, while adding two carries for 26 yards and six punt returns for 61 yards…**(12/11) at SF:** Played on special teams and returned two punts for 21 yards (10.5 avg.) and five kicks for 123 yards (24.6 avg.)…**(12/18) vs. Cin.:** Caught one pass for seven yards, had one carry for nine yards,

returned two punts for 14 yards (7.0 avg.) and returned three kicks for 48 yards (16.0 avg.)…**(12/25) at Ari.:** Played on special teams and returned one punt for 14 yards and three kicks for 68 yards (22.7 avg.)…**(1/01/23) vs. Car.:** Played on special teams…**(1/08/23) at ATL:** Caught four passes for 25 yards (6.3 avg.), had one carry for 17 yards, returned one punt for 12 yards and one kick for 24 yards…**(1/16/23) vs Dal.:** Played on special teams, returned three punts for 34 yards (11.3 avg.) and three kicks for 58 yards (19.3 avg.).

COLLEGE: Played four seasons at Utah State (2018-2021), where he appeared in 43 games with 23 starts…Totaled 171 receptions for 2,519 yards and 15 touchdowns…Named to the AP All-American Third-Team, First-Team All-Mountain West, LA Bowl Offensive MVP and Biletnikoff Award Semifinalist in 2021…Set single season school records in receptions (102), receiving yards (1,704) and games with at least 170 receiving yards (5) in 2021…Tied the school record for consecutive 100-yards receiving games (6) and 100-yard receiving games in a season (9)…Tied for the seventh-most touchdown catches in a season (10)…Ranks third in Mountain West history in 100-yard receiving games (9) and fourth in receiving yards (1,704) in a season…Had a career-high 215 receiving yards against New Mexico State (11/6/21), which is tied for ninth-most in school history…Ranks third all-time at Utah State in receptions (171) and receiving yards (2,519), and fourth in 100-yard receiving games (9)…Finished his senior season with 102 catches for 1,704 yards and 10 touchdowns, collecting 1,961 all-purpose yards…As a junior in 2020, totaled 214 receiving yards and one touchdown on 20 receptions…Registered four kickoff returns for 78 yards and totaled 296 all-purpose yards…As a sophomore in 2019, caught 40 passes for 536 yards and 4 touchdowns, collecting 603 all-purpose yards…Played in 13 games as a freshman in 2018…finished the season with nine receptions for 65 yards (7.2 avg.) and two carries for 30 yards (15.0 avg.)…Added six punt returns for 55 yards (9.2 avg.) and two kickoff returns for 68 yards (34 avg.).

PERSONAL: Attended Dunbar High School in Fort Myers, Florida…Committed to Utah State as an unranked recruit…Played wide receiver and defensive back his senior year…Caught 23 passes for 398 yards and six touchdowns and recorded 15 carries for 139 yards…Defensively, had 32 tackles, 1.0 tackle for loss, three interceptions and two pass breakups…Transferred to Dunbar High School as a junior after garnering 4A all-state honors at Bishop Verot High School in Fort Myers, Florida as a sophomore and junior…Received First-Team All-State honors as a sophomore, following a season where he gained 848 all-purpose yards, intercepted five passes and had 15 pass breakups…Named second-team all-state as a junior, catching 49 passes for 920 yards and 15 touchdowns…Also competed in track & field at Bishop Verot.

ADDITIONAL STATISTICS: Fumble Recoveries – 1 in 2023

SINGLE-GAME HIGHS: RECEIVING: Receptions – 4, two times; last, 10/01/23 at NO. Yards – 45, 10/01/23 at NO. Long – 26, 10/01/23 at NO. Touchdowns – 1, 10/01/23 at NO. RUSHING: Attempts – 2, 12/03/23 vs. Car. Yards – 17, two times; last, 11/19/23 at SF. Long – 17, twice, last, 11/19/23 at SF. RETURNS: Punts – 4, 9/10/23 at Min. Yards – 64, 11/19/23 at SF. Long – 51, 11/19/23 at SF.

DEVEN THOMPKINS' NFL REGULAR SEASON RUSHING/RECEIVING STATISTICS

				RECEIVING					RUSHING				
DATE	TEAM	GP	GS	NO.	YDS.	AVG.	LG	TD	NO.	YDS.	AVG.	LG	TD
2022	Buccaneers	5	1	5	32	6.4	13	0	2	26	13.0	17	0
2023	Buccaneers	17	1	17	83	4.9	26	1	8	56	7.0	17	0
2024	Panthers	7	0	4	20	5.0	12	0	2	7	3.5	9	0
2025	Falcons	7	0	3	27	9.0	19	0	1	5	5.0	5	0
2026	Raiders	1	0	1	8	8.0	8	0	0	0	0.0	0	0
NFL TOTALS		**37**	**2**	**30**	**170**	**5.7**	**26**	**1**	**13**	**94**	**7.2**	**17**	**0**

DEVEN THOMPKINS' NFL POSTSEASON RUSHING/RECEIVING STATISTICS

				RECEIVING					RUSHING				
DATE	TEAM	GP	GS	NO.	YDS.	AVG.	LG	TD	NO.	YDS.	AVG.	LG	TD
2022	Buccaneers	1	0	0	0	0.0	0	0	0	0	0.0	0	0
2023	Buccaneers	2	0	1	4	4.0	4	0	1	10	10.0	10	0
NFL TOTALS		**3**	**0**	**1**	**4**	**4.0**	**4**	**0**	**1**	**10**	**10.0**	**10**	**0**

DEVEN THOMPKINS' NFL REGULAR SEASON RETURN STATISTICS

		KICKOFF RETURNS					PUNT RETURNS					
DATE	TEAM	RET.	YDS.	AVG.	LG	TD	NO.	FC	YDS.	AVG.	LG	TD
2022	Buccaneers	12	263	21.9	54	0	6	10	61	10.2	14	0
2023	Buccaneers	16	327	20.4	32	0	25	18	234	9.4	51	0
2024	Panthers	5	134	26.8	33	0	5	0	19	3.8	15	0
2025	Falcons	12	281	23.4	47	0	6	2	54	9.0	15	0
2026	Raiders	3	80	26.7	32	0	1	0	18	18.0	18	0
NFL TOTALS		**48**	**1,085**	**22.6**	**54**	**0**	**43**	**30**	**386**	**9.0**	**51**	**0**

DEVEN THOMPKINS' NFL POSTSEASON RETURN STATISTICS

		KICKOFF RETURNS					PUNT RETURNS					
DATE	TEAM	RET.	YDS.	AVG.	LG	TD	NO.	FC	YDS.	AVG.	LG	TD
2022	Buccaneers	3	58	19.3	24	0	3	0	34	11.3	14	0
2023	Buccaneers	1	27	27.0	27	0	3	4	24	8.0	13	0
NFL TOTALS		**4**	**85**	**21.3**	**27**	**0**	**6**	**4**	**58**	**9.7**	**14**	**0**

DEVEN THOMPKINS' 2026 GXG REGULAR-SEASON STATISTICS (RAIDERS)

			RECEIVING					RUSHING						
DATE	OPPONENT	P/S	NO.	YDS.	AVG.	LG	TD	NO.	YDS.	AVG.	LG	TD	W/L	SCORE
09/13	Dolphins		PRACTICE SQUAD										W	27-13
09/20	at Chargers		PRACTICE SQUAD										W	26-14
09/27	at Saints		PRACTICE SQUAD										W	35-27
10/04	Chiefs		PRACTICE SQUAD										L	27-30
10/11	at Patriots		PRACTICE SQUAD										L	17-45
10/18	Bills		PRACTICE SQUAD										L	30-33
10/25	Rams		PRACTICE SQUAD										L	21-35
11/01	at Jets		PRACTICE SQUAD										W	38-33
11/08	at 49ers		PRACTICE SQUAD										L	17-38
11/15	Seahawks		PRACTICE SQUAD										L	13-21
11/22	at Broncos		PRACTICE SQUAD										L	24-38
2026 TOTALS		**0-0**	**0**	**0**	**0.0**	**0**	**0**	**0**	**0**	**0.0**	**0**	**0**	**4-7**	

DEVEN THOMPKINS' 2025 GXG REGULAR-SEASON STATISTICS (FALCONS)

			RECEIVING					RUSHING						
DATE	OPPONENT	P/S	NO.	YDS.	AVG.	LG	TD	NO.	YDS.	AVG.	LG	TD	W/L	SCORE
09/28	Commanders		PRACTICE SQUAD										W	34-27
10/13	Bills	P	0	0	0.0	0	0	0	0	0.0	0	0	W	24-14
10/19	at 49ers		PRACTICE SQUAD										L	10-20
10/26	Dolphins		PRACTICE SQUAD										L	10-34
11/02	at Patriots		PRACTICE SQUAD										L	23-24
11/09	at Colts		PRACTICE SQUAD										L	25-31+
11/16	Panthers		PRACTICE SQUAD										L	27-30+
11/23	at Saints		PRACTICE SQUAD										W	24-10
11/30	at Jets	P	2	23	11.5	19	0	1	5	5.0	5	0	L	24-27
12/07	Seahawks	P	1	4	4.0	4	0	0	0	0.0	0	0	L	9-37
12/11	at Buccaneers	P	0	0	0.0	0	0	0	0	0.0	0	0	W	29-28
12/21	at Cardinals	P	0	0	0.0	0	0	0	0	0.0	0	0	W	26-19
12/29	Rams	P	0	0	0.0	0	0	0	0	0.0	0	0	W	27-24
01/04	Saints	P	0	0	0.0	0	0	0	0	0.0	0	0	W	19-17
2025 TOTALS		**7-0**	**3**	**27**	**9.0**	**19**	**0**	**1**	**5**	**5.0**	**5**	**0**	**7-7**	

+ - Overtime

DEVEN THOMPKINS' 2024 GXG REGULAR-SEASON STATISTICS (PANTHERS)

			RECEIVING					RUSHING						
DATE	**OPPONENT**	**P/S**	**NO.**	**YDS.**	**AVG.**	**LG**	**TD**	**NO.**	**YDS.**	**AVG.**	**LG**	**TD**	**W/L**	**SCORE**
09/08	at Saints		NOT ON ROSTER										L	10-47
09/15	Chargers		NOT ON ROSTER										L	3-26
09/22	at Raiders		NOT ON ROSTER										W	36-22
09/29	Bengals		PRACTICE SQUAD										L	24-34
10/06	at Bears		PRACTICE SQUAD										L	10-36
10/13	Falcons		PRACTICE SQUAD										L	20-38
10/20	at Commanders		PRACTICE SQUAD										L	7-40
10/27	at Broncos		PRACTICE SQUAD										L	14-28
11/03	Saints	P	0	0	0.0	0	0	1	-2	-2.0	-2	0	W	23-22
11/10	Giants	P	0	0	0.0	0	0	0	0	0.0	0	0	W	20-17+
11/24	Chiefs	P	3	13	4.3	12	0	0	0	0.0	0	0	L	27-30
12/01	Buccaneers	P	0	0	0.0	0	0	0	0	0.0	0	0	L	23-26+
12/08	at Eagles	P	1	7	7.0	7	0	0	0	0.0	0	0	L	16-22
12/15	Cowboys	P	0	0	0.0	0	0	0	0	0.0	0	0	L	14-30
12/22	Cardinals	P	0	0	0.0	0	0	1	9	9.0	9	0	W	36-30+
12/29	at Buccaneers		ON INACTIVE LIST										L	14-48
01/05	at Falcons		ON INACTIVE LIST										W	44-38+
2024 TOTALS		**7-0**	**4**	**20**	**5.0**	**12**	**0**	**2**	**7**	**3.5**	**9**	**0**	**5-12**	

+ - Overtime

DEVEN THOMPKINS' 2023 GXG REGULAR-SEASON STATISTICS (BUCCANEERS)

			RECEIVING					RUSHING						
DATE	**OPPONENT**	**P/S**	**NO.**	**YDS.**	**AVG.**	**LG**	**TD**	**NO.**	**YDS.**	**AVG.**	**LG**	**TD**	**W/L**	**SCORE**
09/10	at Vikings	P	2	10	5.0	8	0	0	0	0.0	0	0	W	20-17
09/17	Bears	S	0	0	0.0	0	0	1	11	11.0	11	0	W	27-17
09/25	Eagles	P	2	6	3.0	5	0	0	0	0.0	0	0	L	11-25
10/01	at Saints	P	4	45	11.3	26	1	1	11	11.0	11	0	W	26-9
10/15	Lions	P	2	-2	-1.0	0	0	1	5	5.0	5	0	L	6-20
10/22	Falcons	P	3	14	4.7	9	0	0	0	0.0	0	0	L	13-16
10/26	at Bills	P	0	0	0.0	0	0	0	0	0.0	0	0	L	18-24
11/05	at Texans	P	0	0	0.0	0	0	0	0	0.0	0	0	L	37-39
11/12	Titans	P	1	5	5.0	5	0	1	6	6.0	6	0	W	20-6
11/19	at 49ers	P	0	0	0.0	0	0	1	17	17.0	17	0	L	14-27
11/26	at Colts	P	0	0	0.0	0	0	0	0	0.0	0	0	L	20-27
12/03	Panthers	P	1	4	4.0	4	0	2	7	3.5	5	0	W	21-18
12/10	at Falcons	P	0	0	0.0	0	0	0	0	0.0	0	0	W	29-25
12/17	at Packers	P	0	0	0.0	0	0	1	-1	-1.0	-1	0	W	34-20
12/24	Jaguars	P	0	0	0.0	0	0	0	0	0.0	0	0	W	30-12
12/31	Saints	P	1	0	0.0	0	0	0	0	0.0	0	0	L	13-23
01/07	at Panthers	P	1	1	1.0	1	0	0	0	0.0	0	0	W	9-0
2023 TOTALS		**17-1**	**17**	**83**	**4.9**	**26**	**1**	**8**	**56**	**7.0**	**17**	**0**	**9-8**	

DEVEN THOMPKINS' 2022 GXG REGULAR-SEASON STATISTICS (BUCCANEERS)

			RECEIVING					RUSHING						
DATE	OPPONENT	P/S	NO.	YDS.	AVG.	LG	TD	NO.	YDS.	AVG.	LG	TD	W/L	SCORE
09/11	at Cowboys		DID NOT PLAY										W	19-3
10/09	Falcons		ON INACTIVE LIST										W	21-15
10/16	at Steelers		PRACTICE SQUAD										L	18-20
10/23	at Panthers		PRACTICE SQUAD										L	3-21
10/27	Ravens		PRACTICE SQUAD										L	22-27
11/06	Rams		PRACTICE SQUAD										W	16-13
11/13	Seahawks		PRACTICE SQUAD										W	21-16
11/27	at Browns		PRACTICE SQUAD										L	17-23+
12/05	Saints		PRACTICE SQUAD										W	17-16
12/11	at 49ers	P	0	0	0.0	0	0	0	0	0.0	0	0	L	7-35
12/18	Bengals	P	1	7	7.0	7	0	1	9	9.0	9	0	L	23-34
12/25	at Cardinals	P	0	0	0.0	0	0	0	0	0.0	0	0	W	19-16+
01/01	Panthers	P	0	0	0.0	0	0	0	0	0.0	0	0	W	30-24
01/08	at Falcons	S	4	25	6.3	13	0	1	17	17.0	17	0	L	17-30
2022 TOTALS		**5-1**	**5**	**32**	**6.4**	**13**	**0**	**2**	**26**	**13.0**	**17**	**0**	**7-7**	

+ - Overtime

DEVEN THOMPKINS' 2023 GXG POSTSEASON STATISTICS (BUCCANEERS)

			RECEIVING					RUSHING						
DATE	OPPONENT	P/S	NO.	YDS.	AVG.	LG	TD	NO.	YDS.	AVG.	LG	TD	W/L	SCORE
01/15	Eagles	P	1	4	4.0	4	0	1	10	10.0	10	0	W	32-9
01/21	at Lions	P	0	0	0.0	0	0	0	0	0.0	0	0	L	23-31
2023 TOTALS		**2-0**	**1**	**4**	**4.0**	**4**	**0**	**1**	**10**	**10.0**	**10**	**0**	**1-1**	

DEVEN THOMPKINS' 2022 GXG POSTSEASON STATISTICS (BUCCANEERS)

			RECEIVING					RUSHING						
DATE	OPPONENT	P/S	NO.	YDS.	AVG.	LG	TD	NO.	YDS.	AVG.	LG	TD	W/L	SCORE
01/16	Cowboys	P	0	0	0.0	0	0	0	0	0.0	0	0	L	14-31
2022 TOTALS		**1-0**	**0**	**0**	**0.0**	**0**	**0**	**0**	**0**	**0.0**	**0**	**0**	**0-1**	



TRANSACTIONS: *Selected by Las Vegas Raiders in the fourth round (108th overall) of the 2025 NFL Draft, April 26, 2025.*

(11/1) at NYJ: Inactive...**(11/8) at SF:** Inactive...**(11/15) vs. Sea.:** Inactive...**(11/22) at Den.:** Inactive.

AT A GLANCE
- As a rookie, played in 15 games with eight starts and recorded 10 receptions for 135 yards (13.5 avg.).
- Played in 47 career games with 12 starts over four collegiate seasons, including two seasons at Oregon (2021-22) before transferring to Tennessee for his final two seasons (2023-24). Finished his college career with 65 receptions for 1,426 yards (21.9 avg.) and 10 touchdowns.
- In 2024, recorded 26 receptions for 661 yards (25.4 avg.) and six touchdowns. His 25.4 average yards per reception led the FBS in 2024, while his six receptions of 50+ yards were the most in the FBS.

2025: Played in 15 games with eight starts and finished with 10 receptions for 135 yards (13.5 avg.)…**(9/7) at NE:** Made NFL debut and recorded two receptions for 45 yards (22.5 avg.)...**(9/15) vs. LAC:** Pulled in one reception for 20 yards...**(9/21) at Was.:** Recorded two receptions for 29 yards (14.5 avg.)...**(9/28) vs. Chi.:** Started at wide receiver...**(10/5) at Ind.:** Started on offense...**(10/12) vs. Ten.:** Appeared on offense...**(10/19) at KC:** Started at wide reciever...**(11/2) vs. Jax.:** Inactive...**(11/6) at Den.:** Recorded one catch for four yards...**(11/17) vs. Dal.:** Saw action on offense...**(11/23) vs. Cle.:** Recorded one reception for 14 yards...**(11/30) at LAC:** Started and recorded one reception for 11 yards...**(12/7) vs. Den.:** Inactive...**(12/14) at Phi.:** Appeared on offense...**(12/21) at Hou.:** Appeared on offense...**(12/28) vs. NYG:** Recorded two receptions for 12 yards (6.0 avg.).

COLLEGE: Played in 47 career games with 12 starts over four collegiate seasons, including two seasons at Oregon (2021-22) before transferring to Tennessee where he spent his final two seasons (2023-24)…Finished his college career with 65 receptions for 1,426 yards (21.9 avg.) and 10 touchdowns…In 2024, played in all 13 games with four starts and led the Vols in receiving yards (661) and touchdown catches (six), finishing the year with 26 total receptions…Led the nation in average yards per reception (25.4) receptions of 50+ yards (six)…Ranked 12th in the league in touchdown grabs (six)…In 2023, played in nine games with three starts in his first season with Tennessee and finished with 13 catches for 224 yards and one score…In 2022, played in 11 of Oregon's first 12 games, making three starts, before opting to enter the transfer portal…Finished the season with 17 catches for 366 yards and one touchdown, averaging a team-best 21.5 yards per catch…Posted 13 receptions of 10-plus yards, seven of 20-plus yards, four of 30-plus yards and two of 50-plus yards…One of 10 Pac-12 players and one of three Ducks with multiple 50-plus yard catches…In 2021, played in all 14 games for the Ducks as a true freshman with two starts and caught nine passes for 175 yards and two touchdowns.

PERSONAL: Attended Mount St. Joseph in Baltimore, Md., where he finished his high school career with 78 receptions for 1,881 yards and 26 touchdowns while averaging 24.1 yards per catch despite his senior season being postponed due to COVID-19…Posted 11 games with 100+ receiving yards over his final two seasons… Caught multiple touchdown passes in seven career games, including three with a career-high three touchdown receptions…As a junior, helped lead Mount St. Joseph to the 2019 MIAA Class A state championship with a 10-2 record, finishing his junior campaign with 38 receptions for 1,021 yards and 16 touchdowns in 11 games played…Also a standout in track and field.

SINGLE-GAME HIGHS: RECEIVING: Receptions – 2, three times; last, 12/28/25 vs NYG. Yards – 45, 9/7/25 at NE.

DONT'E THORNTON JR.'S NFL REGULAR SEASON RUSHING/RECEIVING STATISTICS

				RECEIVING					RUSHING				
DATE	TEAM	GP	GS	NO.	YDS.	AVG.	LG	TD	NO.	YDS.	AVG.	LG	TD
2025	Raiders	15	8	10	135	13.5	36	0	0	0	0.0	0	0
2026	Raiders	0	0	0	0	0.0	0	0	0	0	0.0	0	0
NFL TOTALS		**15**	**8**	**10**	**135**	**13.5**	**36**	**0**	**0**	**0**	**0.0**	**0**	**0**

DONT'E THORNTON JR.'S 2026 GXG REGULAR-SEASON STATISTICS (RAIDERS)

			RECEIVING					RUSHING						
DATE	OPPONENT	P/S	NO.	YDS.	AVG.	LG	TD	NO.	YDS.	AVG.	LG	TD	W/L	SCORE
09/13	Dolphins		INJURED RESERVE										W	27-13
09/20	at Chargers		INJURED RESERVE										W	26-14
09/27	at Saints		INJURED RESERVE										W	35-27
10/04	Chiefs		INJURED RESERVE										L	27-30
10/11	at Patriots		INJURED RESERVE										L	17-45
10/18	Bills		INJURED RESERVE										L	30-33
10/25	Rams		INJURED RESERVE										L	21-35
11/01	at Jets		ON INACTIVE LIST										W	38-33
11/08	at 49ers		ON INACTIVE LIST										L	17-38
11/15	Seahawks		ON INACTIVE LIST										L	13-21
11/22	at Broncos		ON INACTIVE LIST										L	24-38
2026 TOTALS		**0-0**	**0**	**0**	**0.0**	**0**	**0**	**0**	**0**	**0.0**	**0**	**0**	**4-7**	

DONT'E THORNTON JR.'S 2025 GXG REGULAR-SEASON STATISTICS (RAIDERS)

			RECEIVING					RUSHING						
DATE	OPPONENT	P/S	NO.	YDS.	AVG.	LG	TD	NO.	YDS.	AVG.	LG	TD	W/L	SCORE
09/07	at Patriots	P	2	45	22.5	36	0	0	0	0.0	0	0	W	20-13
09/15	Chargers	S	1	20	20.0	20	0	0	0	0.0	0	0	L	9-20
09/21	at Commanders	S	2	29	14.5	20	0	0	0	0.0	0	0	L	24-41
09/28	Bears	S	0	0	0.0	0	0	0	0	0.0	0	0	L	24-25
10/05	at Colts	S	0	0	0.0	0	0	0	0	0.0	0	0	L	6-40
10/12	Titans	P	0	0	0.0	0	0	0	0	0.0	0	0	W	20-10
10/19	at Chiefs	S	0	0	0.0	0	0	0	0	0.0	0	0	L	0-31
11/02	Jaguars		ON INACTIVE LIST										L	29-30+
11/06	at Broncos	S	1	4	4.0	4	0	0	0	0.0	0	0	L	7-10
11/17	Cowboys	P	0	0	0.0	0	0	0	0	0.0	0	0	L	16-33
11/23	Browns	P	1	14	14.0	14	0	0	0	0.0	0	0	L	10-24
11/30	at Chargers	S	1	11	11.0	11	0	0	0	0.0	0	0	L	14-31
12/07	Broncos		ON INACTIVE LIST										L	17-24
12/14	at Eagles	P	0	0	0.0	0	0	0	0	0.0	0	0	L	0-31
12/21	at Texans	P	0	0	0.0	0	0	0	0	0.0	0	0	L	21-23
12/28	Giants	S	2	12	6.0	7	0	0	0	0.0	0	0	L	10-34
01/04	Chiefs	P	0	0	0.0	0	0	0	0	0.0	0	0	W	14-12
2025 TOTALS		**15-8**	**10**	**135**	**13.5**	**36**	**0**	**0**	**0**	**0.0**	**0**	**0**	**3-14**	

+ - Overtime

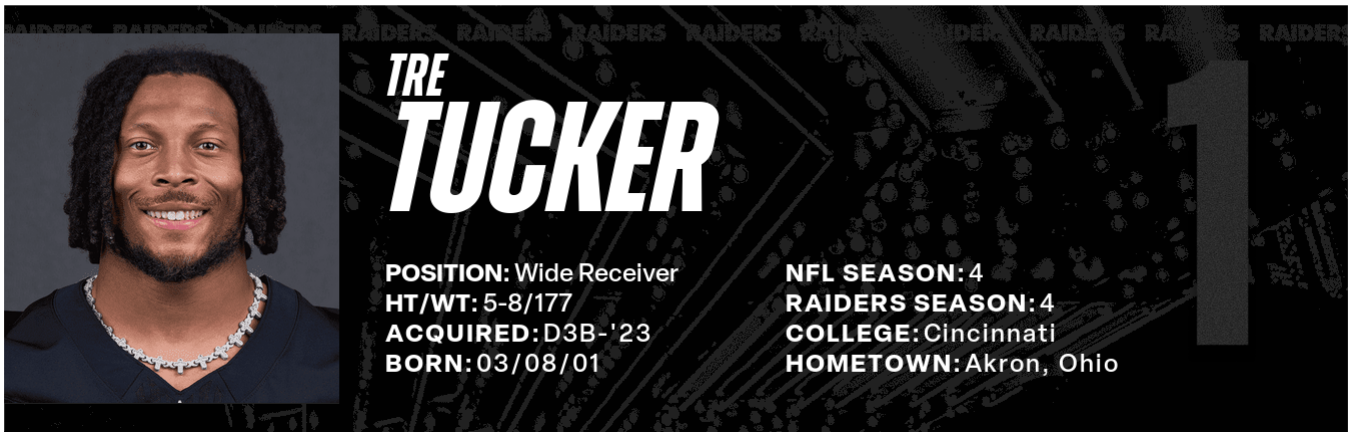

TRANSACTIONS: *Selected by Las Vegas Raiders in the third round (100th overall) of the 2023 NFL Draft, April 28, 2022.*

AT A GLANCE
- Career totals include 50 games played with 32 starts, 123 receptions for 1,566 yards (12.7 avg.), 10 touchdowns and 15 punt returns for 121 yards.
- In 2025, started in all 17 games and posted a career-best season finishing with 57 receptions for 696 yards and five touchdowns, in addition to 11 carries for 51 rushing yards.
- Played four seasons at Cincinnati (2019-22), where he appeared in 50 games with 11 starts and totaled 112 receptions for 1,433 yards and eight TDs.

CAREER: Enters his fourth year with the Raiders after being selected 100th overall in the 2023 NFL Draft…Last season, played in all 17 games and recorded a career high season posting 57 receptions for 696 yards and five touchdowns…Recorded 11 carries for 51 yards…In 2024, played in 17 games with 14 starts and totaled 539 yards and three touchdowns on 47 catches…Rushed 10 times for 77 yards…As a rookie in 2023, appeared in 16 games with one start and recorded 19 receptions for 331 yards and two touchdowns…Added 10 carries for 77 rushing yards…Career totals include 50 games played with 32 starts, 123 receptions for 1,566 yards (12.7 avg.), 10 touchdowns and 15 punt returns for 121 yards.

2026: (9/13) vs. Mia.: Finished with two receptions for 27 yards (13.5 avg.)...**(9/20) at LAC:** Led the Raiders with five receptions for 119 yards (23.8 avg.) and one touchdown...Pulled in two receptions of 40+ yards in the game, including a 40-yard touchdown reception...**(9/27) at NO:** Finished with four receptions for 43 yards (10.8 avg.), including a long of 15 yards...**(10/4) vs. KC:** Finished with four receptions for 44 yards (11 avg.)...**(10/11) at NE:** Saw action on offense...**(10/18) vs. Buf.:** Led the Raiders with 97 receiving yards and two touchdowns on five catches (19.4 avg.), including a 44-yard touchdown grab in the fourth quarter...Tuckers 44-yard touchdown catch was the longest play from scrimmage by the Raiders this season...**(10/25) vs. LAR:** Led the Raiders with 103 receiving yards and one touchdown on five catches (20.6 avg.), including a game-long 41-yard reception...**(11/1) vs. NYJ:** Saw action on offense...**(11/8) at SF:** Finished with four receptions for 55 yards (13 .8 avg.)...**(11/15) vs. Sea.:** Finished with one reception for nine yards...**(11/22) at Den.:** Finished with two receptions for 50 yards (25.0 avg.), including a 39-yard catch in the fourth quarter.

2025: Started in all 17 games and finished with career high 57 receptions for 696 yards and five touchdowns, while adding 11 carries for 51 rushing yards and seven punt returns for 49 yards.…**(9/7) at NE:** Recorded two receptions for 54 yards and one touchdown...Also returned one punt for 13 yards...**(9/15) vs. LAC:** Pulled in three receptions for 12 yards...Added one rush for seven yards...**(9/21) at Was.:** Recorded a team-high eight receptions for 145 yards (18.1 avg.) and three touchdowns...Became the first Raiders player to reach both of those marks in a game since Jerry Porter (148 yds, 3 TDs) vs. TEN on 12/19/2004...Became the first player in Raiders history to catch four touchdown passes in the team's first three games of a single season...**(9/28) vs. Chi.:** Recorded two receptions for 13 yards (6.5 avg.), two rushes for nine yards and one punt return for seven yards...**(10/5) at Ind.:** Pulled in four receptions for 62 yards (15.5 avg.) and rushed one time for nine yards...**(10/12) vs. Ten.:** Led the team with 70 receiving yards on five catches (14.0 avg), including a game-long 37-yard reception in the fourth quarter...**(10/19) at KC:** Led the team with 33 receiving yards on five catches (6.6 avg.)...**(11/2) vs. Jax.:** Posted three receptions for 38 yards (12.7 avg.)...**(11/6) at Den.:** Posted two catches for 28 yards (14.0 avg.) and one rush for seven yards...**(11/17) vs. Dal.:** Finished with four catches for 47 yards (11.8 avg.) and one touchdown...**(11/23) vs. Cle.:** Recorded three receptions for 28 yards (9.3 avg.)...**(11/30) at LAC:** Posted three receptions for 20 yards (6.7 avg.)...**(12/7) vs. Den.:** Posted two receptions for 24 yards. (12.0 avg.)...**(12/14) at Phi.:** Started at wide receiver...**(12/21) at Hou.:** Recorded four receptions for 43 yards (10.8 avg.) and two rushes for 11 yards (5.5 avg.)...**(12/28) vs. NYG:** Posted five receptions for 49 yards (9.8 avg.).

2024: Played in 17 games in 2024 with 14 starts and totaled 47 receptions for 539 yards and three touchdowns while adding nine rushes for 44 yards and one touchdown…Returned eight punts for 72 yards (9.0 avg.)…**(9/8) at LAC:** Posted two receptions for 22 yards and added two punt returns for 28 yards...**(9/15) at Bal.:** Recorded two catches for 13 yards...Added three punt returns for 16 yards...**(9/22) vs. Car.:** Led the team with seven receptions for 96 yards (13.7 avg.) and one touchdown...Hauled in an eight-yard pass in the fourth quarter from QB Aidan O'Connell...**(9/29) vs. Cle.:** Tied for the team lead with five receptions for 41 yards (8.2 avg.) and added a three-yard rushing touchdown in the second quarter...**(10/6) at Den.:** Caught two passes for 18 yards...**(10/20) at LAR:** Posted one rushing attempt for 11 yards and three receptions for 36 yards...**(10/27) vs. KC:** Posted one rush for seven yards and two catches for 26 yards...**(11/3) at Cin.:** Posted two receptions for five yards...**(11/17) at Mia.:** Finished with a rush for seven yards and three catches for 28 yards...**(11/24) vs. Den.:** Finished with seven receptions for 82 yards (11.7 avg.)...**(11/29) at KC:** Logged a career-long 58-yard touchdown reception…Also rushed one time for 11 yards...**(12/8) at TB:** Finished with two catches for seven yards...**(12/15) vs. ATL:** Posted two receptions for 18 yards...**(12/22) vs. Jax.:** Finished with two catches for 41 yards (20.5 avg.)...**(12/29) at NO:** Pulled in two catches for 24 yards (12.0 avg.) and one touchdown - an 18-yard grab in the fourth quarter...**(1/5/25) vs. LAC:** Finished with three catches for 24 yards (8.0 avg.).

2023: Appeared in 16 games with one start and recorded 19 receptions for 331 yards and two touchdowns…Added 10 carries for 77 rushing yards……**(9/17) at Buf.:** On the opening drive of the game, logged his first career rush, taking it 34 yards into Buffalo

territory...His 34-yard rush was the third longest run by a Raider since 1991 by a player on their first career run attempt - behind RB Jalen Richard (2016, 75-yard rush TD) and P Johnny Townsend, (2018, 42-yard rush)... **(10/9) vs. GB:** Broke a run for 16 yards in the first quarter...Joined Rondale Moore as the only two wide receivers in the NFL in 2023 with multiple rushes of 15-plus yards...**(10/15) vs. NE:** Hauled in two passes for 57 yards (28.5 avg.), including a 48-yard long...**(10/22) at Chi.:** Caught two passes for 16 yards and rushed one time for two yards...**(11/5) vs. NYG:** Led the team with 52 receiving yards on two receptions (26.0 avg.), including a 50-yard grab in the second quarter…**(11/19) at Mia.:** Posted two receptions for 36 yards...**(12/14) vs. LAC:** Finished with three receptions for 59 yards (19.7 avg.) and two touchdowns...Registered his first career receiving touchdown on a 30-yard touchdown pass in the first quarter and his second career receiving touchdown on a 20-yard touchdown reception in the second quarter...**(12/31) at Ind.:** Posted two receptions for 36 yards (18.0 avg.)..**(1/7) vs. Den.:** Added five receptions for 49 yards (15.8 avg.) and rushed one time for 11 yards.

COLLEGE: Played four seasons at Cincinnati (2019-22), where he appeared in 50 games with 11 starts…Totaled 112 receptions for 1,433 yards and eight TDs…Named team captain his senior year and capped his collegiate career as one of the greatest returners in UC history…Ranked fifth all-time in kickoff return average (24.9) and third in kickoff return yards (1,670)…His 67 kickoff returns rank third all-time…Tied second all-time in kickoff returns for touchdowns (two)…Finished his senior season with 671 receiving yards and three TDs on 52 receptions, collecting 917 all-purpose yards…As a junior in 2021, totaled 426 receiving yards and two TDs on 34 receptions…Registered 22 kickoff returns for 557 yards and one TD…As a sophomore in 2020, was named Second-Team All-AAC at kick returner after leading the league with 29.9 yards per return...Totaled 13 returns for 389 yards and one TD…Played in 14 games with one start as a freshman in 2019…Served as team's primary kick returner…Finished third on the team with seven special teams tackles…Returned 23 kicks for 532 yards, averaging 23.1 yards per return… Ranked fourth in the AAC in kick return average…Added eight rushing attempts for 93 yards…Hauled in eight passes for 99 yards.

PERSONAL: Attended Cuyahoga Valley Christian Academy in Cuyahoga Falls, Ohio...Rated a three-star recruit by 247Sports.com and Rivals.com...Named 2018 Division IV OPSWA First-Team All-Ohio and Division IV All-Northeast Inland District First-Team selection...Earned Principles Athletic Conference Offensive Player of the Year and First-Team All-PAC-7 honors...Finished his prep career with 2,417 rushing yards, 1,922 receiving yards and 68 TDs...Holds program records for touchdowns (68) and receiving yards (1,922)...Ran for 1,389 yards and 23 scores and caught 31 passes for 599 yards and six more TDs in 2018...A three-time Ohio HS Athletic Association State Champion in Track and Field....Won the long jump, 100-meter dash and was on the winning 4x200-meter relay team...Has 11 siblings.

ADDITIONAL STATSITICS: Special teams tackles – 3 in 2023. NFL Totals: 3

SINGLE-GAME HIGHS: RECEIVING: Receptions – 8, 9/21/25 at Was. Yards – 145, 9/21/25 at Was. Long – 61t, 9/21/25 at Was. Touchdowns – 3, 9/21/25 at Was. RUSHING: Attempts – 2, 10/6/24 at Den. Yards – 34, 9/17/23 at Buf. Long – 11, twice; last: 11/29/2024 at KC. Touchdowns – 1, 9/29/2024 vs Cle. RETURNS: Punts – 3, 9/15/2024 at Bal. Yards – 28, twice; last: 12/29/2024 at NO. Long – 21, 9/8/2024 at LAC.

TRE TUCKER'S NFL REGULAR SEASON RUSHING/RECEIVING STATISTICS

				RECEIVING					RUSHING				
DATE	TEAM	GP	GS	NO.	YDS.	AVG.	LG	TD	NO.	YDS.	AVG.	LG	TD
2023	Raiders	16	1	19	331	17.4	50	2	10	77	7.7	34	0
2024	Raiders	17	14	47	539	11.5	58t	3	9	44	4.9	11	1
2025	Raiders	17	17	57	696	12.2	61t	5	11	51	4.6	10	0
2026	Raiders	11	11	36	588	16.3	44t	4	2	-6	-3.0	5	0
NFL TOTALS		**61**	**43**	**159**	**2,154**	**13.5**	**61T**	**14**	**32**	**166**	**5.2**	**34**	**1**

TRE TUCKER'S NFL REGULAR SEASON RETURN STATISTICS

		KICKOFF RETURNS					PUNT RETURNS					
DATE	TEAM	RET.	YDS.	AVG.	LG	TD	NO.	FC	YDS.	AVG.	LG	TD
2023	Raiders	0	0	0.0	0	0	0	0	0	0.0	0	0
2024	Raiders	0	0	0.0	0	0	8	4	72	9.0	21	0
2025	Raiders	1	23	23.0	23	0	7	4	49	7.0	15	0
2026	Raiders	0	0	0.0	0	0	0	0	0	0.0	0	0
NFL TOTALS		**1**	**23**	**23.0**	**23**	**0**	**15**	**8**	**121**	**8.1**	**21**	**0**

TRE TUCKER'S 2026 GXG REGULAR-SEASON STATISTICS (RAIDERS)

			RECEIVING					RUSHING						
DATE	OPPONENT	P/S	NO.	YDS.	AVG.	LG	TD	NO.	YDS.	AVG.	LG	TD	W/L	SCORE
09/13	Dolphins	S	2	27	13.5	21	0	0	0	0.0	0	0	W	27-13
09/20	at Chargers	S	5	119	23.8	42	1	0	0	0.0	0	0	W	26-14
09/27	at Saints	S	4	43	10.8	15	0	0	0	0.0	0	0	W	35-27
10/04	Chiefs	S	4	44	11.0	23	0	0	0	0.0	0	0	L	27-30
10/11	at Patriots	S	4	41	10.3	16	0	2	-6	-3.0	5	0	L	17-45
10/18	Bills	S	5	97	19.4	44t	2	0	0	0.0	0	0	L	30-33
10/25	Rams	S	5	103	20.6	41	1	0	0	0.0	0	0	L	21-35
11/01	at Jets	S	0	0	0.0	0	0	0	0	0.0	0	0	W	38-33
11/08	at 49ers	S	4	55	13.8	18	0	0	0	0.0	0	0	L	17-38
11/15	Seahawks	S	1	9	9.0	9	0	0	0	0.0	0	0	L	13-21
11/22	at Broncos	S	2	50	25.0	39	0	0	0	0.0	0	0	L	24-38
2026 TOTALS		**11-11**	**36**	**588**	**16.3**	**44T**	**4**	**2**	**-6**	**-3.0**	**5**	**0**	**4-7**	

TRE TUCKER'S 2025 GXG REGULAR-SEASON STATISTICS (RAIDERS)

			RECEIVING					RUSHING						
DATE	OPPONENT	P/S	NO.	YDS.	AVG.	LG	TD	NO.	YDS.	AVG.	LG	TD	W/L	SCORE
09/07	at Patriots	S	2	54	27.0	28	1	0	0	0.0	0	0	W	20-13
09/15	Chargers	S	3	12	4.0	5	0	1	7	7.0	7	0	L	9-20
09/21	at Commanders	S	8	145	18.1	61t	3	1	4	4.0	4	0	L	24-41
09/28	Bears	S	2	13	6.5	9	0	2	9	4.5	5	0	L	24-25
10/05	at Colts	S	4	62	15.5	33	0	1	9	9.0	9	0	L	6-40
10/12	Titans	S	5	70	14.0	37	0	0	0	0.0	0	0	W	20-10
10/19	at Chiefs	S	5	33	6.6	14	0	0	0	0.0	0	0	L	0-31
11/02	Jaguars	S	3	38	12.7	22	0	0	0	0.0	0	0	L	29-30+
11/06	at Broncos	S	2	28	14.0	25	0	1	7	7.0	7	0	L	7-10
11/17	Cowboys	S	4	47	11.8	26	1	0	0	0.0	0	0	L	16-33
11/23	Browns	S	3	28	9.3	19	0	0	0	0.0	0	0	L	10-24
11/30	at Chargers	S	3	20	6.7	9	0	0	0	0.0	0	0	L	14-31
12/07	Broncos	S	2	24	12.0	13	0	0	0	0.0	0	0	L	17-24
12/14	at Eagles	S	0	0	0.0	0	0	0	0	0.0	0	0	L	0-31
12/21	at Texans	S	4	43	10.8	14	0	2	11	5.5	8	0	L	21-23
12/28	Giants	S	5	49	9.8	26	0	2	0	0.0	10	0	L	10-34
01/04	Chiefs	S	2	30	15.0	16	0	1	4	4.0	4	0	W	14-12
2025 TOTALS		**17-17**	**57**	**696**	**12.2**	**61T**	**5**	**11**	**51**	**4.6**	**10**	**0**	**3-14**	

+ - Overtime

TRE TUCKER'S 2024 GXG REGULAR-SEASON STATISTICS (RAIDERS)

			RECEIVING					RUSHING						
DATE	OPPONENT	P/S	NO.	YDS.	AVG.	LG	TD	NO.	YDS.	AVG.	LG	TD	W/L	SCORE
09/08	at Chargers	S	2	22	11.0	14	0	0	0	0.0	0	0	L	10-22
09/15	at Ravens	S	2	13	6.5	7	0	0	0	0.0	0	0	W	26-23
09/22	Panthers	P	7	96	13.7	54	1	0	0	0.0	0	0	L	22-36
09/29	Browns	S	5	41	8.2	14	0	1	3	3.0	3t	1	W	20-16
10/06	at Broncos	S	2	18	9.0	12	0	2	8	4.0	7	0	L	18-34
10/13	Steelers	S	0	0	0.0	0	0	0	0	0.0	0	0	L	13-32
10/20	at Rams	S	3	36	12.0	15	0	1	11	11.0	11	0	L	15-20
10/27	Chiefs	S	2	26	13.0	20	0	1	7	7.0	7	0	L	20-27
11/03	at Bengals	S	2	5	2.5	6	0	0	0	0.0	0	0	L	24-41
11/17	at Dolphins	S	3	28	9.3	22	0	1	7	7.0	7	0	L	19-34
11/24	Broncos	P	7	82	11.7	28	0	0	0	0.0	0	0	L	19-29
11/29	at Chiefs	S	1	58	58.0	58t	1	1	11	11.0	11	0	L	17-19
12/08	at Buccaneers	S	2	7	3.5	6	0	0	0	0.0	0	0	L	13-28
12/16	Falcons	S	2	18	9.0	10	0	0	0	0.0	0	0	L	9-15
12/22	Jaguars	S	2	41	20.5	29	0	1	-8	-8.0	-8	0	W	19-14
12/29	at Saints	S	2	24	12.0	18t	1	1	5	5.0	5	0	W	25-10
01/05	Chargers	P	3	24	8.0	11	0	0	0	0.0	0	0	L	20-34
2024 TOTALS		**17-14**	**47**	**539**	**11.5**	**58T**	**3**	**9**	**44**	**4.9**	**11**	**1**	**4-13**	

TRE TUCKER'S 2023 GXG REGULAR-SEASON STATISTICS (RAIDERS)

			RECEIVING					RUSHING						
DATE	**OPPONENT**	**P/S**	**NO.**	**YDS.**	**AVG.**	**LG**	**TD**	**NO.**	**YDS.**	**AVG.**	**LG**	**TD**	**W/L**	**SCORE**
09/10	at Broncos		ON INACTIVE LIST										W	17-16
09/17	at Bills	P	0	0	0.0	0	0	1	34	34.0	34	0	L	10-38
09/24	Steelers	P	0	0	0.0	0	0	0	0	0.0	0	0	L	18-23
10/01	at Chargers	P	0	0	0.0	0	0	0	0	0.0	0	0	L	17-24
10/09	Packers	P	0	0	0.0	0	0	1	16	16.0	16	0	W	17-13
10/15	Patriots	P	2	57	28.5	48	0	1	4	4.0	4	0	W	21-17
10/22	at Bears	P	2	16	8.0	12	0	1	2	2.0	2	0	L	12-30
10/30	at Lions	P	0	0	0.0	0	0	0	0	0.0	0	0	L	14-26
11/05	Giants	P	2	52	26.0	50	0	1	4	4.0	4	0	W	30-6
11/12	Jets	P	0	0	0.0	0	0	1	9	9.0	9	0	W	16-12
11/19	at Dolphins	P	2	36	18.0	19	0	1	-6	-6.0	-6	0	L	13-20
11/26	Chiefs	P	0	0	0.0	0	0	0	0	0.0	0	0	L	17-31
12/10	Vikings	P	0	0	0.0	0	0	0	0	0.0	0	0	L	0-3
12/14	Chargers	P	3	59	19.7	30t	2	1	-2	-2.0	-2	0	W	63-21
12/25	at Chiefs	P	1	-4	-4.0	-4	0	1	5	5.0	5	0	W	20-14
12/31	at Colts	S	2	36	18.0	20	0	0	0	0.0	0	0	L	20-23
01/07	Broncos	P	5	79	15.8	47	0	1	11	11.0	11	0	W	27-14
2023 TOTALS		**16-1**	**19**	**331**	**17.4**	**50**	**2**	**10**	**77**	**7.7**	**34**	**0**	**8-9**	

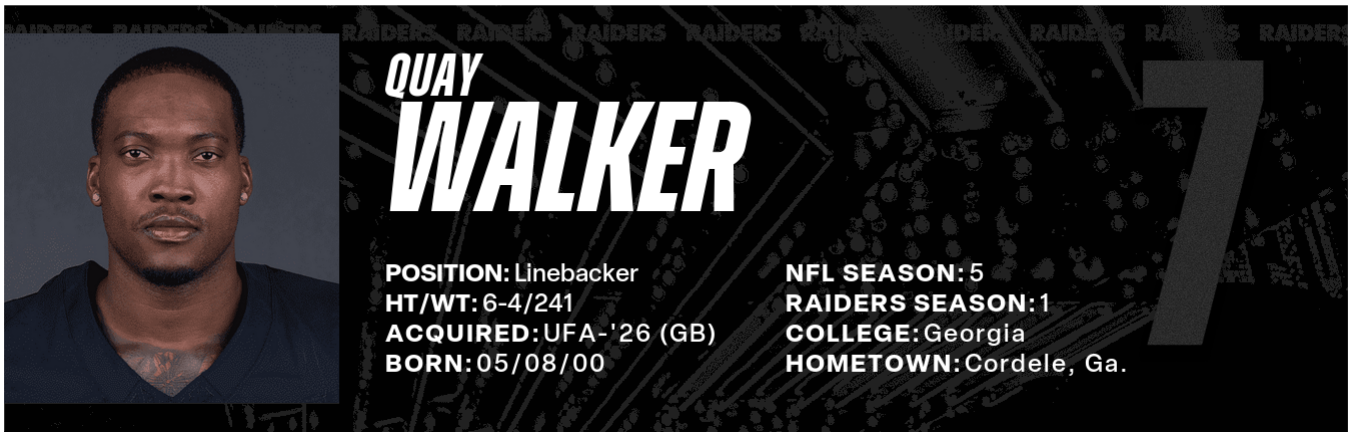

TRANSACTIONS: *Selected by Green Bay Packers in the first round (22nd overall) of the 2022 NFL Draft, April 28, 2022…Signed by Las Vegas Raiders as an unrestricted free agent, March, 12, 2026.*

AT A GLANCE
- Has played in 58 career games with 57 starts and recorded 467 tackles (262 solo), 9.0 sacks, 29 tackles for loss, one interception returned for a touchdown, 17 passes defensed, three forced fumbles and one fumble recovery.
- In 2025 with the Packers, started all 14 games he appeared in and totaled 128 tackles (58), 2.5 sacks, eight tackles for loss and five passes defensed.
- Became just the second Packer since 1975 to record 100-plus tackles in each of his first four NFL seasons and is the only Packer since 1975 to lead the team in tackles in four straight seasons.
- Appeared in 52 games with 17 starts during four seasons at Georgia (2018-21), posting 139 tackles (81), 5.0 sacks, 11 tackles for a loss, three passes defensed and one fumble recovery, and was also a member of the 2021 College Football Playoff championship team.

CAREER: Veteran linebacker enters his fifth season in the NFL and first in the Silver and Black after being drafted 22nd overall by the Green Bay Packers in the 2022 NFL Draft…Recorded 467 tackles (262 solo), 9.0 sacks, 29 tackles for loss, one interception returned for a touchdown, 17 passes defensed, three forced fumbles and one fumble recovery…In 2025, started all 14 games he appeared in and totaled 128 tackles (58), 2.5 sacks, eight tackles for loss and five passes defensed…In 2024, started all 13 games he played in and finished with 102 tackles (72), 2.5 sacks, nine tackles for loss and two passes defensed…In 2023, started all 14 games he played in and recorded 118 tackles (59), 2.5 sacks, seven tackles for loss, three passes defensed and one interception returned for a touchdown…As a rookie in 2022, played in all 17 games with 16 starts and recorded 119 tackles (73), 1.5 sacks, five tackles for loss, seven passes defensed, three forced fumbles and one fumble recovery.

2026: (9/13) vs. Mia.: Tied for team lead with six tackles (two) and one fumble recovery...**(9/20) at LAC:** Tied for the team lead with 10 total tackles (five solo) and reached 16 total tackles after two games...**(9/27) at NO:** Posted eight tackles (two) and one tackle for loss...**(10/4) vs. KC:** Finished with six tackles (four solo) and added 1.0 sack, one tackle for loss and one QB hit...Notched his first sack as a member of the Raiders and reached 10.0 sacks since entering the NFL in 2022...**(10/11) at NE:** Posted four tackles (one)...**(10/18) vs. Buf.:** Finished with six total tackles (three solo) and added 1.0 sack, one tackle for loss and one quarterback hit, reaching 2.0 sacks on the season...**(10/25) vs. LAR:** Tied for the team lead with 12 total tackles (six solo) and added two tackles for loss, notching his second game this season with 10+ tackles and now has 52 total tackles in 2026, tied for 21st in the NFL...**(11/1) at NYJ:** Finished with nine tackles (two) and one tackle for loss...**(11/8) at SF:** Posted 11 tackles (three), notching his third game this season with 10+ tackles and reached 63 on the season after nine games...**(11/15) vs. Sea.:** Tied for the team lead with eight total tackles (four solo), one tackle for loss and one fumble recovery...Reached two fumble recoveries in 2026, a single-season career high...Reached 80 tackles in 2026 and is tied for ninth in the NFL among linebackers after 10 games...**(11/22) at Den.:** Finished with 11 total tackles...Tied for seventh-most games (four) with 10+ tackles in the league after 11 games.

2025 (with GB): Started all 14 games he appeared in and totaled a team-high 128 tackles (58 solo), 2.5 sacks, eight tackles for loss and five passes defensed…Became just the second Packer since 1975 to record 100-plus tackles in each of his first four NFL seasons and is the only Packer since 1975 to lead the team in tackles in four straight seasons…**(9/7) vs. Det.:** Posted nine tackles (six), two tackles for loss and one pass defensed…**(9/11) vs. Was.:** Recorded eight tackles (four)…**(9/21) at Cle.:** Totaled 14 tackles (six) and one pass defensed…**(9/28) at Dal.:** Registered 11 tackles (six) and one tackle for loss…**(10/12) vs. Cin.:** Finished with eight tackles (five)…**(10/19) at Ari.:** Recorded nine tackles (five), 1.5 sacks and one tackle for loss…**(10/26) at Pit.:** Logged five tackles (one) and two passes defensed…**(11/2) vs. Car.:** Finished with seven tackles (two)…**(11/10) vs. Phi.:** Posted six tackles (five) and two tackles for loss…**(11/16) at NYG:** Finished with seven tackles (one)…**(11/23) vs. Min.:** Inactive due to a neck injury…**(11/27) at Det.:** Inactive due to a neck injury…**(12/7) vs. Chi.:** Recorded nine tackles (three)…**(12/14) at Den.:** Registered nine tackles (three) and one tackle for loss…**(12/20) at Chi.:** Tallied 14 tackles (five), one tackle for loss and one pass defensed…**(12/27) vs. Bal.:** Recorded 12 tackles (six) and 1.0 sack…**(1/4/26) at Min.:** Inactive as a healthy scratch…**Postseason: (1/10/26) at Chi.:** Finished with six tackles (three), one tackle for loss and two passes defensed in Wild Card round.

2024 (with GB): Started all 13 games he played in and finished with a team-high 102 tackles (72 solo), 2.5 sacks, nine tackles for loss and two passes defensed…Missed Week 8 with a concussion and Weeks 16-18 with an ankle injury…**(9/6) at Phi.:** Recorded 11 tackles (seven) and one tackle for loss…**(9/15) vs. Ind.:** Logged six tackles…**(9/22) at Ten.:** Registered six tackles (three)…**(9/29) vs. Min.:** Finished with eight tackles (six), 1.0 sack and one tackle for loss…**(10/6) at LAR:** Recorded nine tackles (six) and one tackle for loss…**(10/13) vs. Ari.:** Logged 11 tackles (10) and one tackle for loss…**(10/20) vs. Hou.:** Had one tackle before leaving game in second quarter due to injury…**(11/3) vs. Det.:** Recorded a season-high 12 tackles (seven)…**(11/17) at Chi.:** Registered eight tackles (five) and one pass defensed…**(11/24) vs. SF:** Tallied seven tackles (six), two tackles for loss and one pass defensed…**(11/28) vs. Mia.:** Posted 10 tackles (six), 1.0 sack and two tackles for loss…**(12/5) at Det.:** Finished with 10 tackles (six) and one tackle for loss…**(12/15) at Sea.:** Recorded three tackles…**Postseason: (1/12/25) at Phi.:** Recorded eight tackles (four) in Wild Card round.

2023 (with GB): Started all 14 games he played in and recorded a team-high 118 tackles (59 solo), 2.5 sacks, seven tackles for loss, three passes defensed and one interception returned for a touchdown…Missed Weeks 9-10 with a groin injury and missed Week 14 due to a shoulder injury…**(9/10) at Chi.:** Tallied four tackles (one), one tackle for loss, one pass defensed and his first career

interception returned 37 yards for a touchdown in the fourth quarter…**(9/17) at Atl.:** Recorded 17 tackles (eight) and one pass defensed…**(9/24) vs. NO:** Logged seven tackles (three)…**(9/28) vs. Det.:** Registered a career-best 19 tackles (10) and one tackle for loss…**(10/9) at LV:** Finished with four tackles (three) and one tackle for loss…**(10/22) at Den.:** Logged five tackles (four) and two tackles for loss…**(10/29) vs. Min.:** Recorded 10 tackles (seven) and one pass defensed…**(11/19) vs. LAC:** Finished with seven tackles (two)…**(11/23) at Det.:** Posted six tackles (five)…**(12/3) vs. KC:** Recorded 13 tackles (four)…**(12/17) vs. TB:** Had six tackles (three)…**(12/24) at Car.:** Registered five tackles (one) and 0.5 sacks…**(12/31) at Min.:** Posted six tackles (two), 1.0 sack and one tackle for loss…**(1/7/24) vs. Chi.:** Logged nine tackles (six), 1.0 sack and one tackle for loss…**Postseason: (1/14/24) at Dal.:** Recorded 11 tackles (four) in Wild Card victory, his first career playoff appearance…**(1/20/24) at SF:** Posted nine tackles (five) and one tackle for loss in Divisional Round.

2022 (with GB): As a rookie, played in all 17 games with 16 starts and recorded 119 tackles (73 solo), 1.5 sacks, five tackles for loss, seven passes defensed, three forced fumbles and one fumble recovery…Finished second among rookies in tackles, the fifth-most by a Green Bay rookie since 1975…**(9/11) at Min.:** Made first career start at linebacker and recorded eight tackles (seven)…**(9/18) vs. Chi.:** Finished with five tackles (three) and one pass defensed…**(9/25) at TB:** Logged five tackles (three) and one forced fumble…**(10/2) vs. NE:** Recorded six tackles (four) and one tackle for loss on defense and one tackle on special teams…**(10/9) vs. NYG:** Posted eight tackles (five)…**(10/16) vs. NYJ:** Logged six tackles (three)…**(10/23) at Was.:** Recorded 13 tackles (six) and one pass defensed…**(10/30) at Buf.:** Finished with five tackles (four) and one forced fumble…**(11/6) at Det.:** Posted five tackles (four) and one tackle for loss…**(11/13) vs. Dal.:** Recorded eight tackles (four), one tackle for loss and one pass defensed…**(11/17) vs. Ten.:** Tallied 11 tackles (seven), 0.5 sacks and one tackle for loss on defense and one tackle on special teams…**(11/27) at Phi.:** Registered 11 tackles (four) and one fumble recovery…**(12/4) at Chi.:** Finished with seven tackles (three)…**(12/19) vs. LAR:** Tallied five tackles, 1.0 sack, one tackle for loss, one forced fumble and two passes defensed…**(12/25) at Mia.:** Finished with one tackle and one pass defensed…**(1/1/23) vs. Min.:** Posted eight tackles (four) and one pass defensed…**(1/8/23) vs. Det.:** Finished with seven tackles.

COLLEGE: Appeared in 52 games with 17 starts during four seasons at Georgia (2018-21), posting 139 tackles (81 solo), 5.0 sacks, 11 tackles for a loss, three passes defensed and one fumble recovery, and was also a member of the 2021 College Football Playoff championship team…In 2021, started all 15 games and recorded 67 tackles (39), 5.5 tackles for loss, 1.5 sacks, three passes defensed and one fumble recovery…Tied for team best in tackles (eight) in CFP National Championship victory over Alabama…In 2020, played in all 10 games and logged 43 tackles (26), two tackles for loss and 1.0 sack…In 2019, appeared in 13 games and finished with 23 tackles (12), 3.5 tackles for loss and 2.5 sacks…In 2018, saw action in all 14 games and registered six tackles (four).

PERSONAL: Attended Crisp County High School in Cordele, Ga., where he was selected to play in the 2018 Under Armour All-America Game…Helped lead team to a 9-2 season and the second round of the GHSA Class 3A state playoffs in 2017...Named to USA Today 2017 Georgia All-USA Second-Team defense, AJC 2017 Class 3A All-State First-Team defense and 2017 Class 3A All-State Second-Team defense by the Georgia Sports Writers Assn....Had 76 tackles, 10 for loss and five passes defensed as a senior…Also caught 13 passes for 201 yards and five touchdowns as a receiver...Listed to the 2017 High School Butkus Award Watch List, given annually to the nation's top prep linebacker...Helped lead the Cougars to a program-best 13-1 record and the GHSA Class 3A State Semifinals in 2016...Registered 109 tackles, 8.0 sacks, 19 tackles for loss and five passes defensed as a junior...Also a starter for the basketball team, which won a region title in 2017…Full name is JaQuavian Jy'Quese Walker.

ADDITIONAL STATISTICS: Special teams tackles – 2 in 2022. NFL Totals: 2.

SINGLE-GAME HIGHS: TACKLES: Total – 19, 9/28/23 vs. Det. Solo – 10, two times; last: 10/13/24 vs. Ari. Sacks – 1.5, 10/19/25 at Ari. Tackles for Loss – 2, five times; last: 11/10/25 vs. Phi. Passes Defensed – 2, two times; last: 10/26/25 at Pit. Interceptions – 1, 9/10/23 at Chi. Forced Fumbles – 1, three times; last: 12/19/22 vs. LAR. Fumble Recoveries – 1, 11/27/22. Touchdowns – 1, 9/10/23 at Chi.

QUAY WALKER'S NFL REGULAR SEASON DEFENSIVE STATISTICS

				TACKLES								INTERCEPTIONS					O. FUMB				ST					MISC	
DATE	TEAM	GP	GS	TK	S	A	TFL	YDS	SK	YDS	QBH	NO	YDS	LG	TD	PD	FF	FR	TD	YDS	TK	S	A	FF	FR	S	A
2022	Packers	17	16	119	73	46	5	8	1.5	13.5	4	0	0	0	0	7	3	1	0	63	2	2	0	0	0	0	0
2023	Packers	14	14	118	59	59	7	20	2.5	16.5	5	1	37	37t	1	3	0	0	0	0	0	0	0	0	0	0	0
2024	Packers	13	13	102	72	30	9	33	2.5	19.0	3	0	0	0	0	2	0	0	0	0	0	0	0	0	0	0	0
2025	Packers	14	14	128	58	70	8	20	2.5	11.5	7	0	0	0	0	5	0	0	0	0	0	0	0	0	0	0	0
2026	Raiders	11	11	91	39	52	7	27	2.0	12.0	2	0	0	0	0	0	0	2	0	0	0	0	0	0	0	0	0
NFL TOTALS		**69**	**68**	**558**	**301**	**257**	**36**	**108**	**11.0**	**72.5**	**21**	**1**	**37**	**37T**	**1**	**17**	**3**	**3**	**0**	**63**	**2**	**2**	**0**	**0**	**0**	**0**	**0**

QUAY WALKER'S NFL POSTSEASON DEFENSIVE STATISTICS

				TACKLES								INTERCEPTIONS					O. FUMB				ST					MISC	
DATE	TEAM	GP	GS	TK	S	A	TFL	YDS	SK	YDS	QBH	NO	YDS	LG	TD	PD	FF	FR	TD	YDS	TK	S	A	FF	FR	S	A
2023	Packers	2	2	20	9	11	1	0	0.0	0.0	0	0	0	0	0	0	0	0	0	0	0	0	0	0	0	0	0
2024	Packers	1	1	8	4	4	0	0	0.0	0.0	0	0	0	0	0	0	0	0	0	0	0	0	0	0	0	0	0
2025	Packers	1	1	6	3	3	1	5	0.0	0.0	0	0	0	0	0	2	0	0	0	0	0	0	0	0	0	0	0
NFL TOTALS		**4**	**4**	**34**	**16**	**18**	**2**	**5**	**0.0**	**0.0**	**0**	**0**	**0**	**0**	**0**	**2**	**0**	**0**	**0**	**0**	**0**	**0**	**0**	**0**	**0**	**0**	**0**

QUAY WALKER'S 2026 GXG REGULAR-SEASON STATISTICS (RAIDERS)

			TACKLES								INTERCEPTIONS					O. FUMB				ST					MISC			
DATE	OPPONENT	P/S	TK	S	A	SK	YDS	TFL	YDS	QBH	NO	YDS	LG	TD	PD	FF	FR	TD	YDS	TK	S	A	FF	FR	S	A	W/L	SCORE
09/13	Dolphins	S	6	2	4	0.0	0.0	0	0	0	0	0	0	0	0	0	1	0	0	0	0	0	0	0	0	0	W	27-13
09/20	at Chargers	S	10	5	5	0.0	0.0	0	0	0	0	0	0	0	0	0	0	0	0	0	0	0	0	0	0	0	W	26-14
09/27	at Saints	S	8	2	6	0.0	0.0	1	4	0	0	0	0	0	0	0	0	0	0	0	0	0	0	0	0	0	W	35-27
10/04	Chiefs	S	6	4	2	1.0	7.0	1	7	1	0	0	0	0	0	0	0	0	0	0	0	0	0	0	0	0	L	27-30
10/11	at Patriots	S	4	1	3	0.0	0.0	0	0	0	0	0	0	0	0	0	0	0	0	0	0	0	0	0	0	0	L	17-45
10/18	Bills	S	6	3	3	1.0	5.0	1	5	1	0	0	0	0	0	0	0	0	0	0	0	0	0	0	0	0	L	30-33
10/25	Rams	S	12	6	6	0.0	0.0	2	2	0	0	0	0	0	0	0	0	0	0	0	0	0	0	0	0	0	L	21-35
11/01	at Jets	S	9	2	7	0.0	0.0	1	5	0	0	0	0	0	0	0	0	0	0	0	0	0	0	0	0	0	W	38-33
11/08	at 49ers	S	11	3	8	0.0	0.0	0	0	0	0	0	0	0	0	0	0	0	0	0	0	0	0	0	0	0	L	17-38
11/15	Seahawks	S	8	4	4	0.0	0.0	1	4	0	0	0	0	0	0	0	1	0	0	0	0	0	0	0	0	0	L	13-21
11/22	at Broncos	S	11	7	4	0.0	0.0	0	0	0	0	0	0	0	0	0	0	0	0	0	0	0	0	0	0	0	L	24-38
2026 TOTALS		**11-11**	**91**	**39**	**52**	**2.0**	**12.0**	**7**	**27**	**2**	**0**	**0**	**0**	**0**	**0**	**0**	**2**	**0**	**0**	**0**	**0**	**0**	**0**	**0**	**0**	**0**	**4-7**	

QUAY WALKER'S 2025 GXG REGULAR-SEASON STATISTICS (PACKERS)

			TACKLES								INTERCEPTIONS					O. FUMB				ST					MISC			
DATE	OPPONENT	P/S	TK	S	A	SK	YDS	TFL	YDS	QBH	NO	YDS	LG	TD	PD	FF	FR	TD	YDS	TK	S	A	FF	FR	S	A	W/L	SCORE
09/07	Lions	S	9	6	3	0.0	0.0	2	3	0	0	0	0	0	1	0	0	0	0	0	0	0	0	0	0	0	W	27-13
09/11	Commanders	S	8	4	4	0.0	0.0	0	0	1	0	0	0	0	0	0	0	0	0	0	0	0	0	0	0	0	W	27-18
09/21	at Browns	S	14	6	8	0.0	0.0	0	0	1	0	0	0	0	1	0	0	0	0	0	0	0	0	0	0	0	L	10-13
09/28	at Cowboys	S	11	6	5	0.0	0.0	1	1	0	0	0	0	0	0	0	0	0	0	0	0	0	0	0	0	0	T	40-40+
10/12	Bengals	S	8	5	3	0.0	0.0	0	0	0	0	0	0	0	0	0	0	0	0	0	0	0	0	0	0	0	W	27-18
10/19	at Cardinals	S	9	5	4	1.5	11.5	1	8	3	0	0	0	0	0	0	0	0	0	0	0	0	0	0	0	0	W	27-23
10/26	at Steelers	S	5	1	4	0.0	0.0	0	0	0	0	0	0	0	2	0	0	0	0	0	0	0	0	0	0	0	W	35-25
11/02	Panthers	S	7	2	5	0.0	0.0	0	0	1	0	0	0	0	0	0	0	0	0	0	0	0	0	0	0	0	L	13-16
11/10	Eagles	S	6	5	1	0.0	0.0	2	6	0	0	0	0	0	0	0	0	0	0	0	0	0	0	0	0	0	L	7-10
11/16	at Giants	S	7	1	6	0.0	0.0	0	0	0	0	0	0	0	0	0	0	0	0	0	0	0	0	0	0	0	W	27-20
11/23	Vikings		ON INACTIVE LIST																								W	23-6
11/27	at Lions		ON INACTIVE LIST																								W	31-24
12/07	Bears	S	9	3	6	0.0	0.0	0	0	0	0	0	0	0	0	0	0	0	0	0	0	0	0	0	0	0	W	28-21
12/14	at Broncos	S	9	3	6	0.0	0.0	1	1	0	0	0	0	0	0	0	0	0	0	0	0	0	0	0	0	0	L	26-34
12/20	at Bears	S	14	5	9	0.0	0.0	1	1	0	0	0	0	0	1	0	0	0	0	0	0	0	0	0	0	0	L	16-22+
12/27	Ravens	S	12	6	6	1.0	0.0	0	0	1	0	0	0	0	0	0	0	0	0	0	0	0	0	0	0	0	L	24-41
01/04	at Vikings		ON INACTIVE LIST																								L	3-16
2025 TOTALS		**14-14**	**128**	**58**	**70**	**2.5**	**11.5**	**8**	**20**	**7**	**0**	**0**	**0**	**0**	**5**	**0**	**0**	**0**	**0**	**0**	**0**	**0**	**0**	**0**	**0**	**0**	**9-7-1**	

+ - Overtime

QUAY WALKER'S 2024 GXG REGULAR-SEASON STATISTICS (PACKERS)

			TACKLES								INTERCEPTIONS					O. FUMB				ST					MISC			
DATE	OPPONENT	P/S	TK	S	A	SK	YDS	TFL	YDS	QBH	NO	YDS	LG	TD	PD	FF	FR	TD	YDS	TK	S	A	FF	FR	S	A	W/L	SCORE
09/06	at Eagles	S	11	7	4	0.0	0.0	1	2	0	0	0	0	0	0	0	0	0	0	0	0	0	0	0	0	0	L	29-34
09/15	Colts	S	6	6	0	0.0	0.0	0	0	0	0	0	0	0	0	0	0	0	0	0	0	0	0	0	0	0	W	16-10
09/22	at Titans	S	6	3	3	0.5	0.0	0	0	1	0	0	0	0	0	0	0	0	0	0	0	0	0	0	0	0	W	30-14
09/29	Vikings	S	8	6	2	1.0	13.0	1	13	1	0	0	0	0	0	0	0	0	0	0	0	0	0	0	0	0	L	29-31
10/06	at Rams	S	9	6	3	0.0	0.0	1	6	0	0	0	0	0	0	0	0	0	0	0	0	0	0	0	0	0	W	24-19
10/13	Cardinals	S	11	10	1	0.0	0.0	1	1	0	0	0	0	0	0	0	0	0	0	0	0	0	0	0	0	0	W	34-13
10/20	Texans	S	1	1	0	0.0	0.0	0	0	0	0	0	0	0	0	0	0	0	0	0	0	0	0	0	0	0	W	24-22
10/27	at Jaguars		ON INACTIVE LIST																								W	30-27
11/03	Lions	S	12	7	5	0.0	0.0	0	0	0	0	0	0	0	0	0	0	0	0	0	0	0	0	0	0	0	L	14-24
11/17	at Bears	S	8	5	3	0.0	0.0	0	0	0	0	0	0	0	1	0	0	0	0	0	0	0	0	0	0	0	W	20-19
11/24	49ers	S	7	6	1	0.0	0.0	2	3	0	0	0	0	0	1	0	0	0	0	0	0	0	0	0	0	0	W	38-10
11/28	Dolphins	S	10	6	4	1.0	6.0	2	7	1	0	0	0	0	0	0	0	0	0	0	0	0	0	0	0	0	W	30-17
12/05	at Lions	S	10	6	4	0.0	0.0	1	1	0	0	0	0	0	0	0	0	0	0	0	0	0	0	0	0	0	L	31-34
12/15	at Seahawks	S	3	3	0	0.0	0.0	0	0	0	0	0	0	0	0	0	0	0	0	0	0	0	0	0	0	0	W	30-13
12/23	Saints		ON INACTIVE LIST																								W	34-0
12/29	at Vikings		ON INACTIVE LIST																								L	25-27
01/05	Bears		ON INACTIVE LIST																								L	22-24
2024 TOTALS		**13-13**	**102**	**72**	**30**	**2.5**	**19.0**	**9**	**33**	**3**	**0**	**0**	**0**	**0**	**2**	**0**	**0**	**0**	**0**	**0**	**0**	**0**	**0**	**0**	**0**	**0**	**11-6**	

QUAY WALKER'S 2023 GXG REGULAR-SEASON STATISTICS (PACKERS)

			TACKLES								INTERCEPTIONS					O. FUMB				ST					MISC			
DATE	OPPONENT	P/S	TK	S	A	SK	YDS	TFL	YDS	QBH	NO	YDS	LG	TD	PD	FF	FR	TD	YDS	TK	S	A	FF	FR	S	A	W/L	SCORE
09/10	at Bears	S	4	1	3	0.0	0.0	1	0	0	1	37	37	1	1	0	0	0	0	0	0	0	0	0	0	0	W	38-20
09/17	at Falcons	S	17	8	9	0.0	0.0	0	0	1	0	0	0	0	1	0	0	0	0	0	0	0	0	0	0	0	L	24-25
09/24	Saints	S	7	3	4	0.0	0.0	0	0	0	0	0	0	0	0	0	0	0	0	0	0	0	0	0	0	0	W	18-17
09/28	Lions	S	19	10	9	0.0	0.0	1	5	0	0	0	0	0	0	0	0	0	0	0	0	0	0	0	0	0	L	20-34
10/09	at Raiders	S	4	3	1	0.0	0.0	1	2	0	0	0	0	0	0	0	0	0	0	0	0	0	0	0	0	0	L	13-17
10/22	at Broncos	S	5	4	1	0.0	0.0	2	0	0	0	0	0	0	0	0	0	0	0	0	0	0	0	0	0	0	L	17-19
10/29	Vikings	S	10	7	3	0.0	0.0	0	0	0	0	0	0	0	1	0	0	0	0	0	0	0	0	0	0	0	L	10-24
11/05	Rams		ON INACTIVE LIST																								W	20-3
11/12	at Steelers		ON INACTIVE LIST																								L	19-23
11/19	Chargers	S	7	2	5	0.0	0.0	0	0	0	0	0	0	0	0	0	0	0	0	0	0	0	0	0	0	0	W	23-20
11/23	at Lions	S	6	5	1	0.0	0.0	0	0	0	0	0	0	0	0	0	0	0	0	0	0	0	0	0	0	0	W	29-22
12/03	Chiefs	S	13	4	9	0.0	0.0	0	0	0	0	0	0	0	0	0	0	0	0	0	0	0	0	0	0	0	W	27-19
12/11	at Giants		ON INACTIVE LIST																								L	22-24
12/17	Buccaneers	S	6	3	3	0.0	0.0	0	0	0	0	0	0	0	0	0	0	0	0	0	0	0	0	0	0	0	L	20-34
12/24	at Panthers	S	5	1	4	0.5	3.5	0	0	1	0	0	0	0	0	0	0	0	0	0	0	0	0	0	0	0	W	33-30
12/31	at Vikings	S	6	2	4	1.0	10.0	1	10	2	0	0	0	0	0	0	0	0	0	0	0	0	0	0	0	0	W	33-10
01/07	Bears	S	9	6	3	1.0	3.0	1	3	1	0	0	0	0	0	0	0	0	0	0	0	0	0	0	0	0	W	17-9
2023 TOTALS		**14-14**	**118**	**59**	**59**	**2.5**	**16.5**	**7**	**20**	**5**	**1**	**37**	**37T**	**1**	**3**	**0**	**0**	**0**	**0**	**0**	**0**	**0**	**0**	**0**	**0**	**0**	**9-8**	

QUAY WALKER'S 2022 GXG REGULAR-SEASON STATISTICS (PACKERS)

			TACKLES								INTERCEPTIONS					O. FUMB				ST					MISC			
DATE	OPPONENT	P/S	TK	S	A	SK	YDS	TFL	YDS	QBH	NO	YDS	LG	TD	PD	FF	FR	TD	YDS	TK	S	A	FF	FR	S	A	W/L	SCORE
09/11	at Vikings	S	8	7	1	0.0	0.0	0	0	0	0	0	0	0	0	0	0	0	0	0	0	0	0	0	0	0	L	7-23
09/18	Bears	S	5	3	2	0.0	0.0	0	0	0	0	0	0	0	1	0	0	0	0	0	0	0	0	0	0	0	W	27-10
09/25	at Buccaneers	P	5	3	2	0.0	0.0	0	0	0	0	0	0	0	0	1	0	0	0	0	0	0	0	0	0	0	W	14-12
10/02	Patriots	S	6	4	2	0.0	0.0	1	2	0	0	0	0	0	0	0	0	0	0	1	1	0	0	0	0	0	W	27-24+
10/09	Giants	S	8	5	3	0.0	0.0	0	0	0	0	0	0	0	0	0	0	0	0	0	0	0	0	0	0	0	L	22-27
10/16	Jets	S	6	3	3	0.0	0.0	0	0	0	0	0	0	0	0	0	0	0	0	0	0	0	0	0	0	0	L	10-27
10/23	at Commanders	S	13	6	7	0.0	0.0	0	0	2	0	0	0	0	1	0	0	0	0	0	0	0	0	0	0	0	L	21-23
10/30	at Bills	S	5	4	1	0.0	0.0	0	0	0	0	0	0	0	0	1	0	0	0	0	0	0	0	0	0	0	L	17-27
11/06	at Lions	S	5	4	1	0.0	0.0	1	2	0	0	0	0	0	0	0	0	0	0	0	0	0	0	0	0	0	L	9-15
11/13	Cowboys	S	8	4	4	0.0	0.0	1	2	0	0	0	0	0	1	0	0	0	0	0	0	0	0	0	0	0	W	31-28+
11/17	Titans	S	11	7	4	0.5	4.5	1	0	1	0	0	0	0	0	0	0	0	0	1	1	0	0	0	0	0	L	17-27
11/27	at Eagles	S	11	4	7	0.0	0.0	0	0	0	0	0	0	0	0	0	1	0	63	0	0	0	0	0	0	0	L	33-40
12/04	at Bears	S	7	3	4	0.0	0.0	0	0	0	0	0	0	0	0	0	0	0	0	0	0	0	0	0	0	0	W	28-19
12/19	Rams	S	5	5	0	1.0	9.0	1	2	1	0	0	0	0	2	1	0	0	0	0	0	0	0	0	0	0	W	24-12
12/25	at Dolphins	S	1	0	1	0.0	0.0	0	0	0	0	0	0	0	1	0	0	0	0	0	0	0	0	0	0	0	W	26-20
01/01	Vikings	S	8	4	4	0.0	0.0	0	0	0	0	0	0	0	1	0	0	0	0	0	0	0	0	0	0	0	W	41-17
01/08	Lions	S	7	7	0	0.0	0.0	0	0	0	0	0	0	0	0	0	0	0	0	0	0	0	0	0	0	0	L	16-20
2022 TOTALS		**17-16**	**119**	**73**	**46**	**1.5**	**13.5**	**5**	**8**	**4**	**0**	**0**	**0**	**0**	**7**	**3**	**1**	**0**	**63**	**2**	**2**	**0**	**0**	**0**	**0**	**0**	**8-9**	

+ - Overtime

QUAY WALKER'S 2025 GXG POSTSEASON STATISTICS (PACKERS)

			TACKLES								INTERCEPTIONS					O. FUMB				ST					MISC			
DATE	OPPONENT	P/S	TK	S	A	SK	YDS	TFL	YDS	QBH	NO	YDS	LG	TD	PD	FF	FR	TD	YDS	TK	S	A	FF	FR	S	A	W/L	SCORE
01/10	at Bears	S	6	3	3	0.0	0.0	1	5	0	0	0	0	0	2	0	0	0	0	0	0	0	0	0	0	0	L	27-31
2025 TOTALS		**1-1**	**6**	**3**	**3**	**0.0**	**0.0**	**1**	**5**	**0**	**0**	**0**	**0**	**0**	**2**	**0**	**0**	**0**	**0**	**0**	**0**	**0**	**0**	**0**	**0**	**0**	**0-1**	

QUAY WALKER'S 2024 GXG POSTSEASON STATISTICS (PACKERS)

			TACKLES								INTERCEPTIONS					O. FUMB				ST					MISC			
DATE	OPPONENT	P/S	TK	S	A	SK	YDS	TFL	YDS	QBH	NO	YDS	LG	TD	PD	FF	FR	TD	YDS	TK	S	A	FF	FR	S	A	W/L	SCORE
01/12	at Eagles	S	8	4	4	0.0	0.0	0	0	0	0	0	0	0	0	0	0	0	0	0	0	0	0	0	0	0	L	10-22
2024 TOTALS		**1-1**	**8**	**4**	**4**	**0.0**	**0.0**	**0**	**0**	**0**	**0**	**0**	**0**	**0**	**0**	**0**	**0**	**0**	**0**	**0**	**0**	**0**	**0**	**0**	**0**	**0**	**0-1**	

QUAY WALKER'S 2023 GXG POSTSEASON STATISTICS (PACKERS)

			TACKLES								INTERCEPTIONS					O. FUMB				ST					MISC			
DATE	OPPONENT	P/S	TK	S	A	SK	YDS	TFL	YDS	QBH	NO	YDS	LG	TD	PD	FF	FR	TD	YDS	TK	S	A	FF	FR	S	A	W/L	SCORE
01/14	at Cowboys	S	11	4	7	0.0	0.0	0	0	0	0	0	0	0	0	0	0	0	0	0	0	0	0	0	0	0	W	48-32
01/20	at 49ers	S	9	5	4	0.0	0.0	1	0	0	0	0	0	0	0	0	0	0	0	0	0	0	0	0	0	0	L	21-24
2023 TOTALS		**2-2**	**20**	**9**	**11**	**0.0**	**0.0**	**1**	**0**	**0**	**0**	**0**	**0**	**0**	**0**	**0**	**0**	**0**	**0**	**0**	**0**	**0**	**0**	**0**	**0**	**0**	**1-1**	



TRANSACTIONS: *Signed by Los Angeles Rams as an undrafted free agent, May 1, 2023…Waived by Rams, Nov. 10, 2025…Signed by Las Vegas Raiders as a free agent, Jan. 21, 2026.*

AT A GLANCE
- Has appeared in 38 career regular season games and two postseason contests since entering the league as an undrafted free agent with the Los Angeles Rams in 2023.
- Appeared in 17 regular season games and two postseason contests, helping K Joshua Karty pass Frank Corral (118) for the most points scored by a Rams kicker in their rookie season with 119 points en route to NFL Special Teams Player of the Month honors for December/January.
- Appeared in 50 games over six seasons at Central Florida (2017-22), where he was a two-time Mannelly Award finalist in 2021 and 2022.

CAREER: Veteran long snapper enters his fourth season in the NFL and first with the Silver and Black…Originally entered the NFL as an undrafted free agent with the Los Angeles Rams in 2023…Has appeared in 38 career regular season games and two postseason contests…In 2025, appeared in eight games and recorded one special teams tackle…Played in all 17 games in 2024 and helped K Joshua Karty pass Frank Corral (118) for the most points scored by a Rams kicker in their rookie season with 119 points…Saw action in 13 games as a rookie and posted one tackle on special teams…Helped P Ethan Evans finished the season with the second-best yards per punt average in franchise history.

2026: (9/13) vs. Mia.: Snapped on three punts, two field goals, and three PATs...**(9/20) at LAC:** Snapped on six punts, one field goal, and three PATs...**(9/27) at NO:** Snapped on three punts, three field goals, and two PATs...**(10/4) vs. KC:** Snapped on three punts, four field goals, and one PAT...**(10/11) at NE:** Snapped on four punts, two field goals, and two PATs...**(10/18) vs. Buf.:** Snapped on three punts, three field goals, and three PATs...**(10/25) vs. LAR:** Snapped on two punts and four field goals...**(11/1) at NYJ:** Snapped on two punts, one field goal and five PATs...**(11/8) at SF:** Snapped on one punt, one field goal and two PATs...**(11/15) vs. Sea.:** Snapped on seven punts, two field goals and one PAT...**(11/22) at Den.:** Snapped on six punts, one field goal and three PATs.

2025 (with LAR): Appeared in eight games and recorded one special teams tackle...Helped K Joshua Karty connect on 10-of-15 field goal attempts and 23-of-26 PATs…Snapped to P Ethan Evans who punted 26 times for 1,250 yards (48.1 avg.) with 13 punts placed inside the 20-yard line in the first eight games of the season…**(9/7) vs. Hou.:** Snapped on five punts and two PATs…**(9/14) at Ten.:** Snapped on three punts, two field goal attempts and four PATs…**(9/21) at Phi.:** Snapped on one punt, a season-high six field goal attempts and two PATs…**(9/28) vs. Ind.:** Snapped on four punts, two field goal attempts and three PATs…**(10/2) vs. SF:** Snapped on two punts, two field goal attempts and two PATs…**(10/12) at Bal.:** Snapped on two punts, two field goal attempts and two PATs…**(10/19) at Jax.:** Snapped on five punts and five PATs…**(11/2) vs. NO:** Snapped on two punts, one field goal attempt and five PATs…**(11/9) at SF:** Snapped on two punts and six PATs.

2024 (with LAR): Appeared in 17 regular season games and two postseason contests…Helped K Joshua Karty pass Frank Corral (118) for the most points scored by a Rams kicker in their rookie season with 119 points…Helped Karty earn NFL Special Teams Player of the Month for December/January…Snapped to Evans who punted 55 times for 2,530 yards (46.0 avg.) while placing 30 punts inside the 20-yard line, leading all punters in the NFL in percentage of punts landing inside the 10-yard line (25.5%)….**(9/8) at Det.:** Snapped on three punts, two field goal attempts and two PATs…**(9/15) at Ari.:** Snapped on four punts, one field goal attempt and one PAT…**(9/22) vs. SF:** Snapped on three punts, two field goal attempts and three PATs…**(9/29) at Chi.:** Snapped on one punt and five field goal attempts…**(10/6) vs. GB:** Snapped on three punts and two PATs…**(10/20) vs. LV:** Snapped on six punts, one field goal attempt and three PATs…**(10/24) vs. Min.:** Snapped on three punts and four PATs…**(11/3) at Sea.:** Snapped on eight punts, two field goal attempts and two PATs…**(11/11) vs. Mia.:** Snapped on three punts and a season-high six field goal attempts…**(11/17) at NE:** Snapped on four punts, one field goal attempt and four PATs…**(11/24) vs. Phi.:** Snapped on four punts, one field goal attempt and two PATs…**(12/1) at NO:** Snapped on three punts and three extra point attempts…**(12/8) vs. BUF.:** Snapped on two punts, one field goal attempt and six extra points…**(12/12) at SF:** Snapped on six punts and four field goal attempts…**(12/22) at NYJ:** Snapped on two punts, two field goal attempts and one PAT…**(12/28) vs. Ari.:** Snapped on six punts, two field goal attempts and one PAT…**(1/5/25) vs. Sea.:** Snapped on two punts, four field goal attempts and one extra point attempt…**Postseason: (1/13/25) vs. Min.:** Snapped on five punts, two field goal attempts and three PATs…**(1/19/25) at Phi.:** Snapped on five punts, two field goal attempts and two extra point attempts.

2023 (with LAR): Played in 13 games and recorded one special teams tackle…Spent the final four games of the season on the Reserve/Injured List with a neck injury…Helped Evans register the second-best yards per punt average in franchise history (49.2 avg.) and the 10th-best yards per punt average in the NFL that season…**(9/10) at Sea.:** Snapped on one punt, five field goal attempts and three PATs…**(9/17) vs. SF:** Snapped on two punts, three field goal attempts and two extra point attempts…**(9/25) at Cin.:** Snapped on six punts, three field goal attempts and one PAT…**(10/1) at Ind.:** Snapped on three punts, five field goal attempts and two PATs…**(10/8) vs. Phi.:** Snapped on four punts and two extra point attempts…**(10/15) vs. Ari.:** Snapped on four punts, four field goal attempts and two extra points…**(10/22) vs. Pit.:** Snapped on four punts, three field goal attempts and one PAT…**(10/29) at Dal.:** Snapped on five punts and two field goal attempts…**(11/05) at GB:** Snapped on five punts and two field goal attempts…**(11/19) vs. Sea.:** Snapped on five punts, one field goal attempt and two PATs…Helped Evans win NFC Special Teams Player of the Week after

averaging 52.6 yards per punt and placing one inside the 20-yard line…**(11/26) at Ari.:** Snapped on two punts, two field goal attempts and five PATs…**(12/3) vs. Cle.:** Snapped on five punts, three field goal attempts and four extra point attempts…**(12/10) at Bal.:** Snapped on six punts, three field goal attempts and four PATs.

COLLEGE: Appeared in 50 games over six seasons at the University of Central Florida (2017-22)…Was a two-time consecutive Mannelly Award finalist in 2021 and 2022…During his final campaign in 2022, earned Second Team All-America honors as a long snapper by Phil Steele, First Team All-AAC by Phil Steele, and was a 2022 semifinalist for the NFF Campbell Award…Was invited and participated in the 2023 Senior Bowl all-star game and NFL Combine…As a redshirt senior in 2021, appeared in all 13 games. Against Memphis he recovered a fumble on a muffed punt and against South Florida he recorded a tackle on punt coverage…Earned Third-Team All-America honors and First-Team all-conference accolades from Phil Steele, as well as being named a Mannelly Award finalist…As a redshirt junior in 2020, appeared in all 10 games and recorded one tackle…During the 2019 season, started all 13 games…As a redshirt freshman in 2018, spent the season as the backup snapper…Redshirted his true freshman year in 2017.

PERSONAL: Attended Choctawhatchee High School in Fort Walton Beach, Fl., graduated Summa Cum Laude…During his time at UCF, participated in Lockheed Martin College Work Experience Program and worked on camera targeting for an Apache helicopter. Studied mechanical engineering and was named to the Order of Pegasus, UCF's highest student honor that recognizes select graduating seniors…Grandson of Allen Koester, who served 28 years in the United State Air Force and retired as the Assistant Vice Commander for the Aeronautical Systems Center.

ADDITIONAL STATISTICS: Special teams tackles — 1 in 2023, 1 in 2025. NFL Totals – 2.

ALEX WARD'S NFL REGULAR SEASON STATISTICS

DATE	TEAM	GP
2023	Rams	13
2024	Rams	17
2025	Rams	8
2026	Raiders	11
NFL TOTALS		**49**

ALEX WARD'S NFL POSTSEASON STATISTICS

DATE	TEAM	GP
2023	Rams	0
2024	Rams	2
NFL TOTALS		**2**

ALEX WARD'S 2026 GXG REGULAR-SEASON STATISTICS (RAIDERS)

DATE	OPPONENT			W/L	SCORE
09/13	Dolphins	P		W	27-13
09/20	at Chargers	P		W	26-14
09/27	at Saints	P		W	35-27
10/04	Chiefs	P		L	27-30
10/11	at Patriots	P		L	17-45
10/18	Bills	P		L	30-33
10/25	Rams	P		L	21-35
11/01	at Jets	P		W	38-33
11/08	at 49ers	P		L	17-38
11/15	Seahawks	P		L	13-21
11/22	at Broncos	P		L	24-38
2026 TOTALS		**11**		**4-7**	



TRANSACTIONS: *Selected by Las Vegas Raiders in the fourth round (122nd overall) of the 2026 NFL Draft, April 24, 2026.*

AT A GLANCE

- Played in 51 games over five seasons at Arkansas (2025), New Mexico State (2024) and Buffalo (2021-23), recording 2,914 rushing yards and 26 rushing touchdowns on 587 carries, as well as 73 receptions for 470 yards and three touchdowns.
- As a senior in 2025 at Arkansas, started all 12 games and rushed 167 times for 1,070 yards and eight touchdowns while catching 28 passes for 226 yards and a touchdown.
- His 6.4 yards per carry in 2025 tanked second in the SEC and ninth internationally. His 89.2 rushing average per game ranked fourth in the SEC.

2026: (9/13) vs. Mia.: Made his NFL debut and finished with seven carries for 41 yards (5.9 avg.)...**(9/20) at LAC:** Rushed seven yards on three carries...**(9/27) at NO:** Finished with five carries for 54 yards (10.8 avg.) and one touchdown...Washington notched his first career touchdown on a 36-yard run in the third quarter...**(10/4) vs. KC:** Finished with nine carries for 18 yards (2.0 avg.)...**(10/11) at NE:** Finished with one reception for five yards...**(10/18) vs. Buf.:** Rushed nine times for 43 yards (4.8 avg.), including a long of 18 yards and added one reception for seven yards...**(10/25) vs. LAR:** Rushed six times for 27 yards (4.5 avg.), including the longest run of the game for the Raiders (21 yards)...**(11/1) at NYJ:** Led the team with 25 carries for 83 yards (3.3 avg.), including the longest run of the game for the Raiders (15 yards)...**(11/8) at SF:** Saw action on offense...**(11/15) vs. Sea.:** Finished with eight carries for 23 yards...Added one reception for four yards...**(11/22) at Den.:** Finished with nine carries for 42 yards (4.7 avg.).

COLLEGE: Played in 51 games over five seasons at Arkansas (2025), New Mexico State (2024) and Buffalo (2023-21), recording 2,914 rushing yards and 26 rushing touchdowns…**Senior (2025):** Started all 12 games and rushed 167 times for 1,070 yards and eight touchdowns while catching 28 passes for 226 yards and one touchdown…16th player in program history with a 1,000-yard rushing season…Had 11 carries for a total of 53 yards and caught five passes for 26 yards in a season-finale loss to Missouri…Rushed 17 times for 105 yards and a touchdown while catching six passes for 43 yards at No. 17 Texas…Tallied 13 carries for 85 yards and one touchdown while catching one pass for six yards at LSU…Rushed 19 times for 116 yards against Mississippi State, marking his fourth 100-yard rushing game of the season…Registered 44 rushing yards on 12 carries and caught one pass for 11 yards against Auburn…Rushed 16 times for 147 yards against No. 4 Texas A&M…Became the first Razorback to rush for 100+ yards in consecutive games against an SEC opponent since Alex Collins in 2015…Recorded his fifth career 100+ yard rushing game with 131 yards and a touchdown on 19 carries while also catching one pass for six yards at No. 12 Tennessee…Rushed 15 times for 63 yards and caught one pass for six yards in a loss to Notre Dame…Led Arkansas with a team-high 70 rushing yards and one touchdown on 15 carries at Memphis while also catching two passes for a total of 14 yards…Rushed 13 times for 65 yards and two touchdowns while catching two passes for 53 yards against Ole Miss…Recorded TD runs of 47 yards and three yards against Ole Miss…Registered first 100+ yard rushing game as a Razorback, rushing nine times for 116 yards and one touchdown during against Arkansas State…Opened the scoring with a 53-yard touchdown run just 39 seconds into the contest…Started in a season-opener Alabama A&M, rushing nine times for a total of 79 yards while catching two passes for a total of 26 yards and one touchdown…Scored first touchdown as a Razorback on a 27-yard pass from KJ Jackson in the fourth quarter against Alabama A&M…**Junior (2024):** Played in 12 games with four starts…Finished second on the team in rushing, logging a team-high 158 carries for 713 yards (4.5 ypc) and a team-leading eight touchdowns…Also caught nine passes for 74 yards (8.2 avg) and one touchdown…Recorded two 100-yard rushing games and two multi-rushing touchdown performances on the year…Scored at least one rushing touchdown in five of the final six games of the regular season…Had 13 carries for 54 yards (4.2 ypc) and two touchdowns, his first multi-rushing touchdown game of the year, to go along with a 25-yard touchdown reception against New Mexico…Recorded eight rushes for 23 yards and a touchdown against Louisiana Tech…Had 11 carries for 88 yards (8.0 ypc) and one touchdown at FIU…Ran for a season-high 152 yards and two touchdowns on 19 carries (8.0 ypc) against Western Kentucky…Had 12 carries for 37 yards and two receptions for 24 yards at Texas A&M…Rushed 12 times for 22 yards and one touchdown at Middle Tennessee…Finished with a season-high 26 carries for 130 yards, his second 100-yard rushing effort of the campaign, and a touchdown against UTEP…Added two catches for seven yards against the Miners…**Redshirt Sophomore (2023):** Played in 11 games with four starts…Ranked second on the team in rushing with 362 yards on 90 carries…Scored two rushing touchdowns…Added 13 receptions for 35 yards…Had 12 carries for 52 yards at Wisconsin…Rushed for 57 yards and two touchdowns and added two receptions against Fordham…Had a season-best four receptions against Liberty…Rushed for a season-high 88 yards at Louisiana…Rushed for 39 yards against Bowling Green…Rushed for 35 yards and added a reception against Eastern Michigan…**Redshirt Freshman (2022):** Played in 13 games and made two starts…Led the Bulls in rushing with 625 yards and had a team-high seven rushing touchdowns…Added 23 receptions for 135 yards and one score…Rushed for 55 yards and a touchdown against Holy Cross…Rushed for 71 yards and two touchdowns, his first career multi-rushing touchdown game, at Eastern Michigan…Rushed for 36 yards and a score against Mia (OH)…Rushed for a season-best 155 yards and two touchdowns at Bowling Green…Also logged the longest run in program history (92 yards)…Had a receiving touchdown at Ohio…Rushed for 41 yards and a touchdown at Central Michigan…Had a season-high eight receptions against Akron…**Freshman (2021):** Redshirt season…Played in three games…Rushed for 132 yards and one touchdown on 23 carries…Had 13 carries for 65 yards against Wagner…Had nine carries for 53 yards at Akron…Recorded a 14-yard touchdown run against Bowling Green.

PERSONAL: Attended CiceroNorth Syracuse High School in Cicero North, N.Y.…Earned All-State honors as a junior after rushing for 1,423 yards and 15 touchdowns…Also played on the defensive side of the football and had 31 tackles with three

interceptions…Named All-CNY and MVP of the Regional Championship Game… Three-star prospect according to ESPN.

MIKE WASHINGTON JR.'S NFL REGULAR SEASON RUSHING/RECEIVING STATISTICS

				RUSHING					RECEIVING				
DATE	TEAM	GP	GS	NO.	YDS.	AVG.	LG	TD	NO.	YDS.	AVG.	LG	TD
2026	Raiders	11	0	88	340	3.9	36t	1	4	15	3.8	7	0
NFL TOTALS		**11**	**0**	**88**	**340**	**3.9**	**36T**	**1**	**4**	**15**	**3.8**	**7**	**0**

MIKE WASHINGTON JR.'S NFL REGULAR SEASON RETURN STATISTICS

		KICKOFF RETURNS					PUNT RETURNS					
DATE	TEAM	RET.	YDS.	AVG.	LG	TD	NO.	FC	YDS.	AVG.	LG	TD
2026	Raiders	0	0	0.0	0	0	0	0	0	0.0	0	0
NFL TOTALS		**0**	**0**	**0.0**	**0**	**0**	**0**	**0**	**0**	**0.0**	**0**	**0**

MIKE WASHINGTON JR.'S 2026 GXG REGULAR-SEASON STATISTICS (RAIDERS)

			RUSHING					RECEIVING						
DATE	OPPONENT	P/S	NO.	YDS.	AVG.	LG	TD	NO.	YDS.	AVG.	LG	TD	W/L	SCORE
09/13	Dolphins	P	7	41	5.9	18	0	0	0	0.0	0	0	W	27-13
09/20	at Chargers	P	3	7	2.3	3	0	0	0	0.0	0	0	W	26-14
09/27	at Saints	P	5	54	10.8	36t	1	0	0	0.0	0	0	W	35-27
10/04	Chiefs	P	9	18	2.0	11	0	1	-1	-1.0	-1	0	L	27-30
10/11	at Patriots	P	1	5	5.0	5	0	1	5	5.0	5	0	L	17-45
10/18	Bills	P	9	43	4.8	18	0	1	7	7.0	7	0	L	30-33
10/25	Rams	P	6	27	4.5	21	0	0	0	0.0	0	0	L	21-35
11/01	at Jets	P	25	83	3.3	15	0	0	0	0.0	0	0	W	38-33
11/08	at 49ers	P	6	-3	-0.5	4	0	0	0	0.0	0	0	L	17-38
11/15	Seahawks	P	8	23	2.9	9	0	1	4	4.0	4	0	L	13-21
11/22	at Broncos	P	9	42	4.7	9	0	0	0	0.0	0	0	L	24-38
2026 TOTALS		**11-0**	**88**	**340**	**3.9**	**36T**	**1**	**4**	**15**	**3.8**	**7**	**0**	**4-7**	

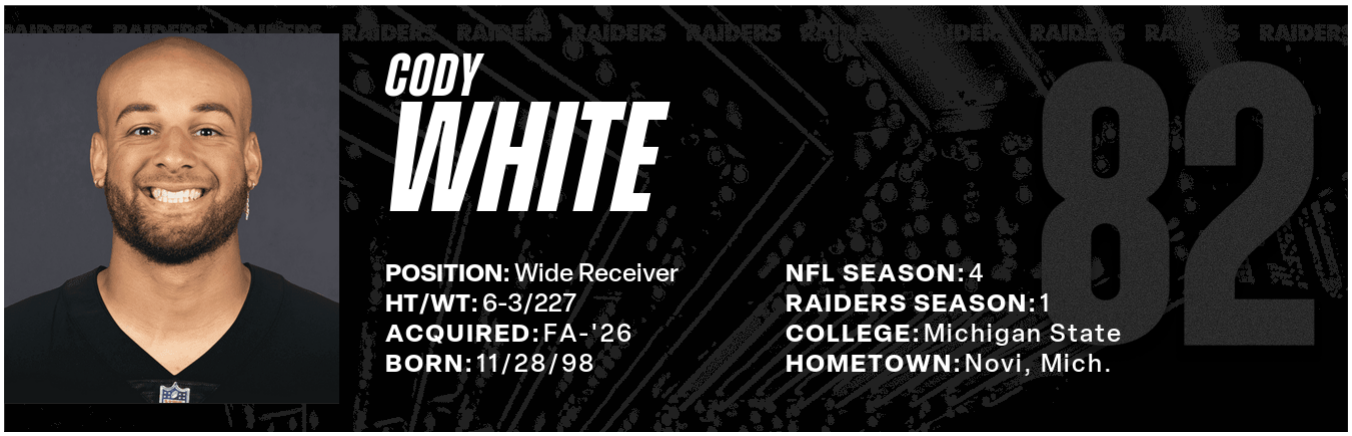

TRANSACTIONS: *Signed by Kanas City Chiefs as an undrafted free agent, April 30, 2020…Waived by Chiefs, July 26, 2020…Signed by New York Giants as a free agent, Aug. 11, 2020…Waived by Giants, Aug. 16, 2020…Signed by Denver Broncos as a free agent, Aug. 23, 2020…Waived by Broncos, Sept. 5, 2020…Signed by Pittsburgh Steelers to practice squad, Sept. 24, 2020…Released by Steelers from practice squad, Aug. 31, 2021…Re-signed by Steelers to practice squad, Sept. 1, 2021…Signed by Steelers to active roster, Oct. 9, 2021…Waived by Steelers, Aug. 30, 2022…Re-signed to Steelers practice squad, Aug. 31, 2022…Waived/injured by Steelers, Aug. 25, 2023…Signed by Seattle Seahawks to practice squad, Oct. 18, 2023…Released by Seahawks from practice squad, Oct. 24, 2023…Re-signed by Seahawks to practice squad, Nov. 27, 2023…Waived by Seahawks, Aug. 27, 2024…Re-signed by Seahawks to practice squad, Aug. 28, 2024…Signed by Seahawks to active roster, Nov. 16, 2024…Re-signed by Seahawks as an unrestricted free agent, March 14, 2025…Waived by Seahawks, Sept. 11, 2025…Re-signed by Seahawks to practice squad, Sept. 12, 2025…Signed by Seahawks to active roster, Sept. 17, 2025…Waived by Seahawks, Sept. 19, 2025…Re-signed by Seahawks to practice squad, Sept. 20, 2025…Signed by Seahawks to active roster, Sept. 23, 2025…Waived by Seahawks, Oct. 9, 2025…Re-signed by Seahawks to practice squad, Oct. 10, 2025…Re-signed by Seahawks as an unrestricted free agent, March 18, 2025…Released by Seahawks, Aug. 30, 2026…Signed by Las Vegas Raiders to practice squad, Sept. 1, 2026.*

2026: (9/13) vs. Mia.: Elevated to the active roster before the game and saw action on offense and special teams...Tied for the team lead with three tackles on special teams...**(9/20) at LAC:** Elevated to the active roster before the game and finished with two receptions for 24 yards (12.0 avg.) and two touchdowns...White recorded his first career game with multiple touchdown receptions and now has three total receiving touchdowns since entering the league in 2021...White is the first Raiders player since at least 1991 to have each of his first two catches with the Silver and Black go for touchdowns...**(9/27) at NO:** Was elevated from the practice squad for the third time this season and finished the game with one reception for four yards and a touchdown...White has three receptions in 2026 for 28 yards (.3 avg.) and three touchdowns...White is the second wide receiver in the last 30 years to have reach of his first three receptions of a season go for touchdowns, joining Torrey Smith in 2011...**(10/4) vs. KC:** Finished with two receptions for 36 yards (18.0 avg.)...**(10/11) at NE:** Finished with two receptions for 44 yards...**(10/18) vs. Buf.:** Saw action on offense and special teams...**(10/25) vs. LAR:** Finished with one catch for four yards...**(11/1) at NYJ:** Saw action on offense and special teams...**(11/8) at SF:** Saw action on offense and special teams...**(11/15) vs. Sea.:** Finished with one reception for 22 yards...**(11/22) at Den.:** Saw action on offense and special teams.

COLLEGE: Played in 35 career games, including 26 starts, at Michigan State from 2017-19…Finished his career ranked seventh in program history with 143 receptions, 12th with 1,967 receiving yards and tied for 16th with 12 touchdown catches…Compiled 2,115 all-purpose yards (1,967 receiving; 85 punt return; 63 rushing) and had five-career 100-yard receiving contests…As a junior in 2019, played in 13 games with 12 starts and ranked fourth in the Big Ten with 66 catches…Also ranked first on the team and sixth in the Big Ten in receiving yards (922 yards)…Had a career-high six touchdown catches…Earned honorable mention All-Big Ten by both coaches and media… As a sophomore in 2018, led team in receiving yards (555) and ranked second in receptions (42)…In 2017, was named to the BTN All-Freshman Team after setting a program true freshman record for most receiving yards in a single season with 490, while the 35 catches were second most by a true freshman and most by a true freshman wide receiver…Played in all 13 games and started six games…Finished second on the team with four touchdown receptions while ranking third on the team in receptions (35).

PERSONAL: Attended Walled Lake Western High School in Oakland County, Mich. …Winner of the Michigan Mr. Football Award…Played a multitude of positions, including wide receiver, quarterback, running back, safety, cornerback, punter, placekicker and return specialist…Selected to the Detroit Free Press and Detroit News All-State Dream Teams…Named to The Associated Press 2016 Division 1-2 All-Michigan First Team as a specialist…Chosen to USA TODAY's All-USA Michigan First Team…Selected to Detroit News All-Metro North Team…Named to the PrepStar All-Midwest Region Team…Helped team to a 12-2 record and a berth in the Division 2 state championship game as a senior…Nominated for the U.S. Army All-American Bowl…Named Oakland County Offensive Player of the Year by MIPrepZone.com…Totaled more than 3,200 all-purpose yards in his high school career, including 102 receptions for 1,853 yards and 18 receiving TDs…Finished his senior season with 43 catches for 705 receiving yards (16.4 avg.) and nine touchdowns…Also was 31-of-68 passing for 638 passing yards and nine touchdowns…Registered 576 rushing yards on 53 carries (10.9 avg.)…Also punted 28 times and returned seven kicks…As a junior, caught 49 passes for 927 yards and eight touchdowns in helping the Warriors reach the Division 2 semifinals…Named to the 2015 Detroit News and Detroit Free Press All-State Team…Also played baseball and basketball and ran track…Team captain of the baseball and basketball teams…Three-time KLAA All-Academic selection and two-time first-team All-KLAA selection in basketball…A two-time city high jump champion…As a senior, qualified for the state track championships in the long jump and 4 x 100 meters…His father, Sheldon, is currently a senior personnel executive for the Pittsburgh Steelers and previously worked 19 seasons in the front office with the Detroit Lions; he played defensive back in the NFL for six seasons (1988-93).

ADDITIONAL STATISTICS: Special teams tackles – 4 in 2021, 1 in 2024, 7 in 2025. NFL Totals: 12.

SINGLE-GAME HIGHS: RECEIVING: Receptions – 3, 12/26/21 at KC. Yards – 44, 11/3/24 vs. LAR. Long – 60t, 11/2/25 at Was. Touchdowns – 1, 11/2/25 at Was. RETURNING: Kickoff returns – 2, 9/7/25 vs. SF. Kickoff Return Yards – 59, 9/7/25 vs. SF.

REGULAR SEASON COMPARISON: RECEIVING - CLEVELAND BROWNS

DATE	OPP	W/L	GP/GS	REC	YDS.	AVG.	TD	LG	TGTS	YAC
10/31/21	PIT @ CLV	W	P	0	0	0	0	0	0	0
1/3/22	PIT vs. CLV	W	P	0	0	0	0	0	0	0
TOTALS		**2/0**	**2/0**	**0**	**0**	**0**	**0**	**0**	**0**	**0**

CODY WHITE'S NFL REGULAR SEASON RUSHING/RECEIVING STATISTICS

				RECEIVING					RUSHING				
DATE	TEAM	GP	GS	NO.	YDS.	AVG.	LG	TD	NO.	YDS.	AVG.	LG	TD
2021	Steelers	15	0	5	33	6.6	11	0	0	0	0.0	0	0
2022	Steelers	1	1	1	2	2.0	2	0	0	0	0.0	0	0
2023	Steelers	0	0	0	0	0.0	0	0	0	0	0.0	0	0
2024	Seahawks	4	0	2	44	22.0	28	0	0	0	0.0	0	0
2025	Seahawks	10	0	3	90	30.0	60t	1	0	0	0.0	0	0
2026	Raiders	11	1	9	134	14.9	28	3	0	0	0.0	0	0
NFL TOTALS		**41**	**2**	**20**	**303**	**15.2**	**60T**	**4**	**0**	**0**	**0.0**	**0**	**0**

CODY WHITE'S NFL POSTSEASON RUSHING/RECEIVING STATISTICS

				RECEIVING					RUSHING				
DATE	TEAM	GP	GS	NO.	YDS.	AVG.	LG	TD	NO.	YDS.	AVG.	LG	TD
2020	Steelers	0	0	0	0	0.0	0	0	0	0	0.0	0	0
2021	Steelers	0	0	0	0	0.0	0	0	0	0	0.0	0	0
2025	Seahawks	0	0	0	0	0.0	0	0	0	0	0.0	0	0
NFL TOTALS		**0**	**0**	**0**	**0**	**0.0**	**0**	**0**	**0**	**0**	**0.0**	**0**	**0**

CODY WHITE'S NFL REGULAR SEASON RETURN STATISTICS

		KICKOFF RETURNS					PUNT RETURNS					
DATE	TEAM	RET.	YDS.	AVG.	LG	TD	NO.	FC	YDS.	AVG.	LG	TD
2021	Steelers	0	0	0.0	0	0	0	0	0	0.0	0	0
2022	Steelers	0	0	0.0	0	0	0	0	0	0.0	0	0
2023	Steelers	0	0	0.0	0	0	0	0	0	0.0	0	0
2024	Seahawks	0	0	0.0	0	0	0	0	0	0.0	0	0
2025	Seahawks	4	106	26.5	36	0	0	0	0	0.0	0	0
2026	Raiders	0	0	0.0	0	0	0	0	0	0.0	0	0
NFL TOTALS		**4**	**106**	**26.5**	**36**	**0**	**0**	**0**	**0**	**0.0**	**0**	**0**

CODY WHITE'S NFL POSTSEASON RETURN STATISTICS

		KICKOFF RETURNS					PUNT RETURNS					
DATE	TEAM	RET.	YDS.	AVG.	LG	TD	NO.	FC	YDS.	AVG.	LG	TD
2020	Steelers	0	0	0.0	0	0	0	0	0	0.0	0	0
2021	Steelers	0	0	0.0	0	0	0	0	0	0.0	0	0
2025	Seahawks	0	0	0.0	0	0	0	0	0	0.0	0	0
NFL TOTALS		**0**	**0**	**0.0**	**0**	**0**	**0**	**0**	**0**	**0.0**	**0**	**0**

CODY WHITE'S 2026 GXG REGULAR-SEASON STATISTICS (RAIDERS)

			RECEIVING					RUSHING						
DATE	OPPONENT	P/S	NO.	YDS.	AVG.	LG	TD	NO.	YDS.	AVG.	LG	TD	W/L	SCORE
09/13	Dolphins	P	0	0	0.0	0	0	0	0	0.0	0	0	W	27-13
09/20	at Chargers	P	2	24	12.0	13t	2	0	0	0.0	0	0	W	26-14
09/27	at Saints	P	1	4	4.0	4t	1	0	0	0.0	0	0	W	35-27
10/04	Chiefs	P	2	36	18.0	27	0	0	0	0.0	0	0	L	27-30
10/11	at Patriots	S	2	44	22.0	28	0	0	0	0.0	0	0	L	17-45
10/18	Bills	P	0	0	0.0	0	0	0	0	0.0	0	0	L	30-33
10/25	Rams	P	1	4	4.0	4	0	0	0	0.0	0	0	L	21-35
11/01	at Jets	P	0	0	0.0	0	0	0	0	0.0	0	0	W	38-33
11/08	at 49ers	P	0	0	0.0	0	0	0	0	0.0	0	0	L	17-38
11/15	Seahawks	P	1	22	22.0	22	0	0	0	0.0	0	0	L	13-21
11/22	at Broncos	P	0	0	0.0	0	0	0	0	0.0	0	0	L	24-38
2026 TOTALS		**11-1**	**9**	**134**	**14.9**	**28**	**3**	**0**	**0**	**0.0**	**0**	**0**	**4-7**	

CODY WHITE'S 2025 GXG REGULAR-SEASON STATISTICS (SEAHAWKS)

			RECEIVING					RUSHING						
DATE	OPPONENT	P/S	NO.	YDS.	AVG.	LG	TD	NO.	YDS.	AVG.	LG	TD	W/L	SCORE
09/07	49ers	P	0	0	0.0	0	0	0	0	0.0	0	0	L	13-17
09/14	at Steelers		PRACTICE SQUAD										W	31-17
09/21	Saints		PRACTICE SQUAD										W	44-13
09/25	at Cardinals		INACTIVE										W	23-20
10/05	Buccaneers		ON INACTIVE LIST										L	35-38
10/12	at Jaguars		PRACTICE SQUAD										W	20-12
10/20	Texans		PRACTICE SQUAD										W	27-19
11/02	at Commanders		PRACTICE SQUAD										W	38-14
11/09	Cardinals	P	0	0	0.0	0	0	0	0	0.0	0	0	W	44-22
11/16	at Rams	P	0	0	0.0	0	0	0	0	0.0	0	0	L	19-21
11/23	at Titans	P	0	0	0.0	0	0	0	0	0.0	0	0	W	30-24
11/30	Vikings	P	1	21	21.0	21	0	0	0	0.0	0	0	W	26-0
12/07	at Falcons	P	1	9	9.0	9	0	0	0	0.0	0	0	W	37-9
12/14	Colts	P	0	0	0.0	0	0	0	0	0.0	0	0	W	18-16
12/18	Rams	P	0	0	0.0	0	0	0	0	0.0	0	0	W	38-37+
12/28	at Panthers	P	0	0	0.0	0	0	0	0	0.0	0	0	W	27-10
01/03	at 49ers		INJURED RESERVE										W	13-3
2025 TOTALS		**9-0**	**2**	**30**	**15.0**	**21**	**0**	**0**	**0**	**0.0**	**0**	**0**	**14-3**	

+ - Overtime

CODY WHITE'S 2024 GXG REGULAR-SEASON STATISTICS (SEAHAWKS)

			RECEIVING					RUSHING						
DATE	OPPONENT	P/S	NO.	YDS.	AVG.	LG	TD	NO.	YDS.	AVG.	LG	TD	W/L	SCORE
09/08	Broncos		PRACTICE SQUAD										W	26-20
09/15	at Patriots		PRACTICE SQUAD										W	23-20+
09/22	Dolphins		PRACTICE SQUAD										W	24-3
09/30	at Lions		PRACTICE SQUAD										L	29-42
10/06	Giants		PRACTICE SQUAD										L	20-29
10/10	49ers		PRACTICE SQUAD										L	24-36
10/20	at Falcons		PRACTICE SQUAD										W	34-14
10/27	Bills		PRACTICE SQUAD										L	10-31
11/03	Rams		PRACTICE SQUAD										L	20-26+
11/17	at 49ers	P	0	0	0.0	0	0	0	0	0.0	0	0	W	20-17
11/24	Cardinals	P	0	0	0.0	0	0	0	0	0.0	0	0	W	16-6
12/01	at Jets	P	0	0	0.0	0	0	0	0	0.0	0	0	W	26-21
12/08	at Cardinals		ON INACTIVE LIST										W	30-18
12/15	Packers		INACTIVE										L	13-30
12/22	Vikings		INACTIVE										L	24-27
12/26	at Bears		INACTIVE										W	6-3
01/05	at Rams		ON INACTIVE LIST										W	30-25
2024 TOTALS		**3-0**	**0**	**0**	**0.0**	**0**	**0**	**0**	**0**	**0.0**	**0**	**0**	**10-7**	

+ - Overtime

CODY WHITE'S 2023 GXG REGULAR-SEASON STATISTICS (STEELERS)

			RECEIVING					RUSHING						
DATE	OPPONENT	P/S	NO.	YDS.	AVG.	LG	TD	NO.	YDS.	AVG.	LG	TD	W/L	SCORE
12/31	at Seahawks		PRACTICE SQUAD										W	30-23
2023 TOTALS		**0-0**	**0**	**0**	**0.0**	**0**	**0**	**0**	**0**	**0.0**	**0**	**0**	**1-0**	

CODY WHITE'S 2022 GXG REGULAR-SEASON STATISTICS (STEELERS)

			RECEIVING					RUSHING						
DATE	OPPONENT	P/S	NO.	YDS.	AVG.	LG	TD	NO.	YDS.	AVG.	LG	TD	W/L	SCORE
09/11	at Bengals		PRACTICE SQUAD										W	23-20+
09/18	Patriots		PRACTICE SQUAD										L	14-17
09/22	at Browns		PRACTICE SQUAD										L	17-29
10/02	Jets		PRACTICE SQUAD										L	20-24
10/09	at Bills		PRACTICE SQUAD										L	3-38
10/16	Buccaneers		PRACTICE SQUAD										W	20-18
10/23	at Dolphins		PRACTICE SQUAD										L	10-16
10/30	at Eagles		PRACTICE SQUAD										L	13-35
11/13	Saints		PRACTICE SQUAD										W	20-10
11/20	Bengals		PRACTICE SQUAD										L	30-37
11/28	at Colts		PRACTICE SQUAD										W	24-17
12/04	at Falcons		PRACTICE SQUAD										W	19-16
12/11	Ravens		PRACTICE SQUAD										L	14-16
12/18	at Panthers		PRACTICE SQUAD										W	24-16
12/24	Raiders		PRACTICE SQUAD										W	13-10
01/01	at Ravens		PRACTICE SQUAD										W	16-13
01/08	Browns		PRACTICE SQUAD										W	28-14
2022 TOTALS		**0-0**	**0**	**0**	**0.0**	**0**	**0**	**0**	**0**	**0.0**	**0**	**0**	**9-8**	

+ - Overtime

CODY WHITE'S 2021 GXG REGULAR-SEASON STATISTICS (STEELERS)

			RECEIVING					RUSHING						
DATE	OPPONENT	P/S	NO.	YDS.	AVG.	LG	TD	NO.	YDS.	AVG.	LG	TD	W/L/T	SCORE
09/12	at Bills		PRACTICE SQUAD										W	23-16
09/19	Raiders		PRACTICE SQUAD										L	17-26
09/26	Bengals	P	2	17	8.5	11	0	0	0	0.0	0	0	L	10-24
10/03	at Packers	P	0	0	0.0	0	0	0	0	0.0	0	0	L	17-27
10/10	Broncos	P	0	0	0.0	0	0	0	0	0.0	0	0	W	27-19
10/17	Seahawks	P	0	0	0.0	0	0	0	0	0.0	0	0	W	23-20+
10/31	at Browns	P	0	0	0.0	0	0	0	0	0.0	0	0	W	15-10
11/08	Bears	P	0	0	0.0	0	0	0	0	0.0	0	0	W	29-27
11/14	Lions	P	0	0	0.0	0	0	0	0	0.0	0	0	T	16-16
11/21	at Chargers	P	0	0	0.0	0	0	0	0	0.0	0	0	L	37-41
11/28	at Bengals	P	0	0	0.0	0	0	0	0	0.0	0	0	L	10-41
12/05	Ravens	P	0	0	0.0	0	0	0	0	0.0	0	0	W	20-19
12/09	at Vikings	P	0	0	0.0	0	0	0	0	0.0	0	0	L	28-36
12/19	Titans	P	0	0	0.0	0	0	0	0	0.0	0	0	W	19-13
12/26	at Chiefs	P	3	16	5.3	6	0	0	0	0.0	0	0	L	10-36
01/03	Browns	P	0	0	0.0	0	0	0	0	0.0	0	0	W	26-14
01/09	at Ravens	P	0	0	0.0	0	0	0	0	0.0	0	0	W	16-13+
2021 TOTALS		**15-0**	**5**	**33**	**6.6**	**11**	**0**	**0**	**0**	**0.0**	**0**	**0**	**9-7-1**	

+ - Overtime

CODY WHITE'S 2020 GXG REGULAR-SEASON STATISTICS (CHIEFS/STEELERS)

			RECEIVING					RUSHING						
DATE	**OPPONENT**	**P/S**	**NO.**	**YDS.**	**AVG.**	**LG**	**TD**	**NO.**	**YDS.**	**AVG.**	**LG**	**TD**	**W/L**	**SCORE**
09/10	Texans		NOT ON ROSTER										W	34-20
09/20	at Chargers		NOT ON ROSTER										W	23-20+
09/28	at Ravens		NOT ON ROSTER										W	34-20
10/05	Patriots		NOT ON ROSTER										W	26-10
10/11	Raiders		NOT ON ROSTER										L	32-40
10/19	at Bills		NOT ON ROSTER										W	26-17
10/25	at Broncos		NOT ON ROSTER										W	43-16
11/01	Jets		NOT ON ROSTER										W	35-9
11/08	Panthers		NOT ON ROSTER										W	33-31
			Went from **Chiefs** to **Steelers**.											
11/15	Bengals		PRACTICE SQUAD										W	36-10
			Went from **Steelers** to **Chiefs**.											
11/22	at Raiders		NOT ON ROSTER										W	35-31
11/29	at Buccaneers		NOT ON ROSTER										W	27-24
12/06	Broncos		NOT ON ROSTER										W	22-16
12/13	at Dolphins		NOT ON ROSTER										W	33-27
12/20	at Saints		NOT ON ROSTER										W	32-29
12/27	Falcons		NOT ON ROSTER										W	17-14
01/03	Chargers		NOT ON ROSTER										L	21-38
2020 TOTALS		**0-0**	**0**	**0**	**0.0**	**0**	**0**	**0**	**0**	**0.0**	**0**	**0**	**15-2**	

+ - Overtime

CODY WHITE'S 2025 GXG POSTSEASON STATISTICS (SEAHAWKS)

			RECEIVING					RUSHING						
DATE	**OPPONENT**	**P/S**	**NO.**	**YDS.**	**AVG.**	**LG**	**TD**	**NO.**	**YDS.**	**AVG.**	**LG**	**TD**	**W/L**	**SCORE**
01/17	49ers		INJURED RESERVE										W	41-6
01/25	Rams		INJURED RESERVE										W	31-27
02/08	at Patriots		INJURED RESERVE										W	29-13
2025 TOTALS		**0-0**	**0**	**0**	**0.0**	**0**	**0**	**0**	**0**	**0.0**	**0**	**0**	**3-0**	

CODY WHITE'S 2021 GXG POSTSEASON STATISTICS (STEELERS)

			RECEIVING					RUSHING						
DATE	**OPPONENT**	**P/S**	**NO.**	**YDS.**	**AVG.**	**LG**	**TD**	**NO.**	**YDS.**	**AVG.**	**LG**	**TD**	**W/L**	**SCORE**
01/16	at Chiefs		INACTIVE										L	21-42
2021 TOTALS		**0-0**	**0**	**0**	**0.0**	**0**	**0**	**0**	**0**	**0.0**	**0**	**0**	**0-1**	

CODY WHITE'S 2020 GXG POSTSEASON STATISTICS (STEELERS)

			RECEIVING					RUSHING						
DATE	**OPPONENT**	**P/S**	**NO.**	**YDS.**	**AVG.**	**LG**	**TD**	**NO.**	**YDS.**	**AVG.**	**LG**	**TD**	**W/L**	**SCORE**
01/10	Browns		DID NOT PLAY										L	37-48
2020 TOTALS		**0-0**	**0**	**0**	**0.0**	**0**	**0**	**0**	**0**	**0.0**	**0**	**0**	**0-1**	

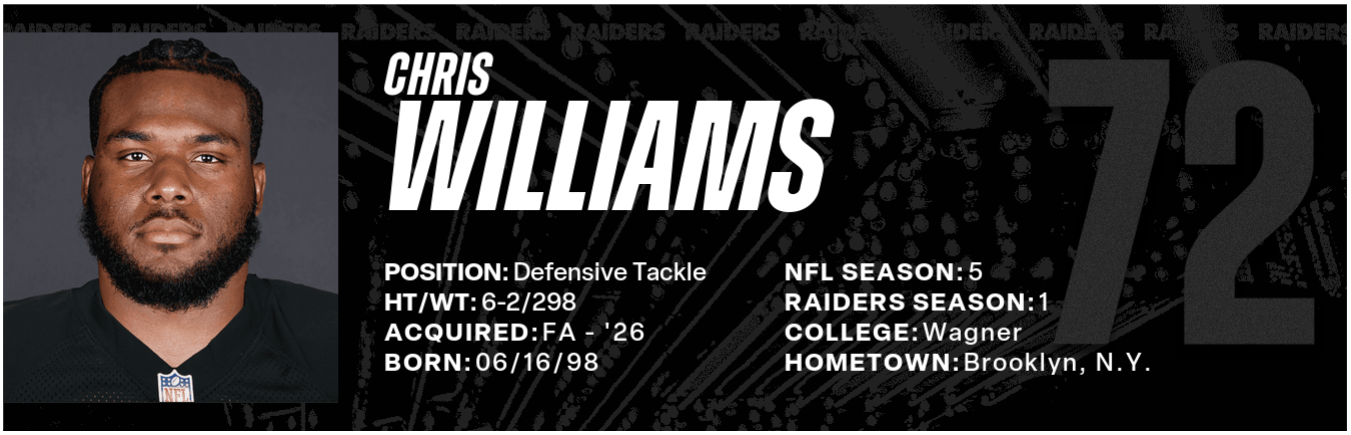

2026: (11/22) at Den.: Recorded two tackles (one).

REGULAR SEASON COMPARISON: DEFENSIVE - CLEVELAND BROWNS

				TACKLES									MISC	
DATE	OPP	W/L	GP/GS	TOT	SOLO	ASST	SACK	YDS.	INT	TFL	PD	QBH	TD	FF	FR
12/14/25	CHI vs. CLV	W	P	2	1	1	0.0	0.0	0	1	0	0	0	0	0
TOTALS		**1/0**	**1/0**	**2**	**1**	**1**	**0.0**	**0.0**	**0**	**1**	**0**	**0**	**0**	**0**	**0**

CHRIS WILLIAMS' NFL REGULAR SEASON DEFENSIVE STATISTICS

				TACKLES								INTERCEPTIONS					O. FUMB				ST					MISC	
DATE	TEAM	GP	GS	TK	S	A	TFL	YDS	SK	YDS	QBH	NO	YDS	LG	TD	PD	FF	FR	TD	YDS	TK	S	A	FF	FR	S	A
2020	Colts	0	0	0	0	0	0	0	0.0	0.0	0	0	0	0	0	0	0	0	0	0	0	0	0	0	0	0	0
2021	Colts	8	0	4	2	2	0	0	0.0	0.0	0	0	0	0	0	0	0	0	0	0	0	0	0	0	0	0	0
2022	Colts	5	0	2	1	1	0	0	0.0	0.0	1	0	0	0	0	0	0	0	0	0	0	0	0	0	0	0	0
2023	Chiefs	0	0	0	0	0	0	0	0.0	0.0	0	0	0	0	0	0	0	0	0	0	0	0	0	0	0	0	0
2024	Bears	17	1	23	17	6	3	26	3.0	26.0	7	0	0	0	0	0	0	0	0	0	0	0	0	0	0	0	0
2025	Bears	14	0	14	6	8	1	2	1.0	0.0	2	0	0	0	0	0	0	0	0	0	0	0	0	0	0	0	0
2026	Falcons	0	0	0	0	0	0	0	0.0	0.0	0	0	0	0	0	0	0	0	0	0	0	0	0	0	0	0	0
2026	Raiders	1	0	2	1	1	0	0	0.0	0.0	0	0	0	0	0	0	0	0	0	0	0	0	0	0	0	0	0
2026	TOTAL	1	0	2	1	1	0	0	0.0	0.0	0	0	0	0	0	0	0	0	0	0	0	0	0	0	0	0	0
NFL TOTALS		**45**	**1**	**45**	**27**	**18**	**4**	**28**	**4.0**	**26.0**	**10**	**0**	**0**	**0**	**0**	**0**	**0**	**0**	**0**	**0**	**0**	**0**	**0**	**0**	**0**	**0**	**0**

CHRIS WILLIAMS' NFL POSTSEASON DEFENSIVE STATISTICS

				TACKLES								INTERCEPTIONS					O. FUMB				ST					MISC	
DATE	TEAM	GP	GS	TK	S	A	TFL	YDS	SK	YDS	QBH	NO	YDS	LG	TD	PD	FF	FR	TD	YDS	TK	S	A	FF	FR	S	A
2020	Colts	0	0	0	0	0	0	0	0.0	0.0	0	0	0	0	0	0	0	0	0	0	0	0	0	0	0	0	0
2025	Bears	2	0	0	0	0	0	0	0.0	0.0	0	0	0	0	0	0	0	0	0	0	0	0	0	0	0	0	0
NFL TOTALS		**2**	**0**	**0**	**0**	**0**	**0**	**0**	**0.0**	**0.0**	**0**	**0**	**0**	**0**	**0**	**0**	**0**	**0**	**0**	**0**	**0**	**0**	**0**	**0**	**0**	**0**	**0**

CHRIS WILLIAMS' 2026 GXG REGULAR-SEASON STATISTICS (RAIDERS)

			TACKLES								INTERCEPTIONS					O. FUMB				ST					MISC			
DATE	OPPONENT	P/S	TK	S	A	SK	YDS	TFL	YDS	QBH	NO	YDS	LG	TD	PD	FF	FR	TD	YDS	TK	S	A	FF	FR	S	A	W/L	SCORE
11/22	at Broncos		PRACTICE SQUAD																								L	24-38
2026 TOTALS			**0**	**0**	**0**	**0.0**	**0.0**	**0**	**0**	**0**	**0**	**0**	**0**	**0**	**0**	**0**	**0**	**0**	**0**	**0**	**0**	**0**	**0**	**0**	**0**	**0**	**0-1**	

CHRIS WILLIAMS' 2025 GXG REGULAR-SEASON STATISTICS (BEARS)

			TACKLES								INTERCEPTIONS					O. FUMB				ST					MISC			
DATE	OPPONENT	P/S	TK	S	A	SK	YDS	TFL	YDS	QBH	NO	YDS	LG	TD	PD	FF	FR	TD	YDS	TK	S	A	FF	FR	S	A	W/L	SCORE
09/08	Vikings	P	1	1	0	0.0	0.0	0	0	0	0	0	0	0	0	0	0	0	0	0	0	0	0	0	0	0	L	24-27
09/14	at Lions	P	1	0	1	0.0	0.0	0	0	0	0	0	0	0	0	0	0	0	0	0	0	0	0	0	0	0	L	21-52
09/21	Cowboys	P	0	0	0	0.0	0.0	0	0	1	0	0	0	0	0	0	0	0	0	0	0	0	0	0	0	0	W	31-14
09/28	at Raiders		ON INACTIVE LIST																								W	25-24
10/13	at Commanders	P	2	1	1	1.0	0.0	0	0	1	0	0	0	0	0	0	0	0	0	0	0	0	0	0	0	0	W	25-24
10/19	Saints	P	1	1	0	0.0	0.0	0	0	0	0	0	0	0	0	0	0	0	0	0	0	0	0	0	0	0	W	26-14
10/26	at Ravens		ON INACTIVE LIST																								L	16-30
11/02	at Bengals	P	1	0	1	0.0	0.0	0	0	0	0	0	0	0	0	0	0	0	0	0	0	0	0	0	0	0	W	47-42
11/09	Giants	P	3	1	2	0.0	0.0	0	0	0	0	0	0	0	0	0	0	0	0	0	0	0	0	0	0	0	W	24-20
11/16	at Vikings		ON INACTIVE LIST																								W	19-17
11/23	Steelers	P	0	0	0	0.0	0.0	0	0	0	0	0	0	0	0	0	0	0	0	0	0	0	0	0	0	0	W	31-28
11/28	at Eagles	P	2	0	2	0.0	0.0	0	0	0	0	0	0	0	0	0	0	0	0	0	0	0	0	0	0	0	W	24-15
12/07	at Packers	P	0	0	0	0.0	0.0	0	0	0	0	0	0	0	0	0	0	0	0	0	0	0	0	0	0	0	L	21-28
12/14	Browns	P	2	1	1	0.0	0.0	1	2	0	0	0	0	0	0	0	0	0	0	0	0	0	0	0	0	0	W	31-3
12/20	Packers	P	0	0	0	0.0	0.0	0	0	0	0	0	0	0	0	0	0	0	0	0	0	0	0	0	0	0	W	22-16+
12/28	at 49ers	P	0	0	0	0.0	0.0	0	0	0	0	0	0	0	0	0	0	0	0	0	0	0	0	0	0	0	L	38-42
01/04	Lions	P	1	1	0	0.0	0.0	0	0	0	0	0	0	0	0	0	0	0	0	0	0	0	0	0	0	0	L	16-19
2025 TOTALS		**14-0**	**14**	**6**	**8**	**1.0**	**0.0**	**1**	**2**	**2**	**0**	**0**	**0**	**0**	**0**	**0**	**0**	**0**	**0**	**0**	**0**	**0**	**0**	**0**	**0**	**0**	**11-6**	

+ - Overtime

CHRIS WILLIAMS' 2024 GXG REGULAR-SEASON STATISTICS (BEARS)

			TACKLES								INTERCEPTIONS					O. FUMB				ST					MISC			
DATE	OPPONENT	P/S	TK	S	A	SK	YDS	TFL	YDS	QBH	NO	YDS	LG	TD	PD	FF	FR	TD	YDS	TK	S	A	FF	FR	S	A	W/L	SCORE
09/08	Titans	P	1	1	0	0.0	0.0	0	0	0	0	0	0	0	0	0	0	0	0	0	0	0	0	0	0	0	W	24-17
09/15	at Texans	P	0	0	0	0.0	0.0	0	0	0	0	0	0	0	0	0	0	0	0	0	0	0	0	0	0	0	L	13-19
09/22	at Colts	P	1	1	0	0.0	0.0	0	0	0	0	0	0	0	0	0	0	0	0	0	0	0	0	0	0	0	L	16-21
09/29	Rams	P	1	1	0	0.0	0.0	0	0	0	0	0	0	0	0	0	0	0	0	0	0	0	0	0	0	0	W	24-18
10/06	Panthers	P	2	1	1	0.0	0.0	0	0	0	0	0	0	0	0	0	0	0	0	0	0	0	0	0	0	0	W	36-10
10/13	Jaguars	P	1	1	0	1.0	10.0	1	10	1	0	0	0	0	0	0	0	0	0	0	0	0	0	0	0	0	W	35-16
10/27	at Commanders	P	3	3	0	0.0	0.0	0	0	0	0	0	0	0	0	0	0	0	0	0	0	0	0	0	0	0	L	15-18
11/03	at Cardinals	P	1	1	0	1.0	8.0	1	8	1	0	0	0	0	0	0	0	0	0	0	0	0	0	0	0	0	L	9-29
11/10	Patriots	P	1	1	0	0.0	0.0	0	0	1	0	0	0	0	0	0	0	0	0	0	0	0	0	0	0	0	L	3-19
11/17	Packers	P	1	0	1	0.0	0.0	0	0	0	0	0	0	0	0	0	0	0	0	0	0	0	0	0	0	0	L	19-20
11/24	Vikings	P	1	1	0	0.0	0.0	0	0	0	0	0	0	0	0	0	0	0	0	0	0	0	0	0	0	0	L	27-30+
11/28	at Lions	P	1	1	0	0.0	0.0	0	0	0	0	0	0	0	0	0	0	0	0	0	0	0	0	0	0	0	L	20-23
12/08	at 49ers	P	2	2	0	0.0	0.0	0	0	0	0	0	0	0	0	0	0	0	0	0	0	0	0	0	0	0	L	13-38
12/16	at Vikings	P	1	1	0	1.0	8.0	1	8	2	0	0	0	0	0	0	0	0	0	0	0	0	0	0	0	0	L	12-30
12/22	Lions	P	1	1	0	0.0	0.0	0	0	1	0	0	0	0	0	0	0	0	0	0	0	0	0	0	0	0	L	17-34
12/26	Seahawks	S	2	0	2	0.0	0.0	0	0	0	0	0	0	0	0	0	0	0	0	0	0	0	0	0	0	0	L	3-6
01/05	at Packers	P	3	1	2	0.0	0.0	0	0	1	0	0	0	0	0	0	0	0	0	0	0	0	0	0	0	0	W	24-22
2024 TOTALS		**17-1**	**23**	**17**	**6**	**3.0**	**26.0**	**3**	**26**	**7**	**0**	**0**	**0**	**0**	**0**	**0**	**0**	**0**	**0**	**0**	**0**	**0**	**0**	**0**	**0**	**0**	**5-12**	

+ - Overtime

CHRIS WILLIAMS' 2022 GXG REGULAR-SEASON STATISTICS (COLTS)

			TACKLES								INTERCEPTIONS					O. FUMB				ST					MISC			
DATE	OPPONENT	P/S	TK	S	A	SK	YDS	TFL	YDS	QBH	NO	YDS	LG	TD	PD	FF	FR	TD	YDS	TK	S	A	FF	FR	S	A	W/L	SCORE
09/11	at Texans										PRACTICE SQUAD																T	20-20
09/18	at Jaguars										PRACTICE SQUAD																L	0-24
09/25	Chiefs										PRACTICE SQUAD																W	20-17
10/02	Titans										ON INACTIVE LIST																L	17-24
10/06	at Broncos	P	0	0	0	0.0	0.0	0	0	1	0	0	0	0	0	0	0	0	0	0	0	0	0	0	0	0	W	12-9+
10/16	Jaguars	P	1	1	0	0.0	0.0	0	0	0	0	0	0	0	0	0	0	0	0	0	0	0	0	0	0	0	W	34-27
10/23	at Titans	P	0	0	0	0.0	0.0	0	0	0	0	0	0	0	0	0	0	0	0	0	0	0	0	0	0	0	L	10-19
10/30	Commanders										ON INACTIVE LIST																L	16-17
11/06	at Patriots										ON INACTIVE LIST																L	3-26
11/13	at Raiders										ON INACTIVE LIST																W	25-20
11/20	Eagles										ON INACTIVE LIST																L	16-17
11/28	Steelers	P	0	0	0	0.0	0.0	0	0	0	0	0	0	0	0	0	0	0	0	0	0	0	0	0	0	0	L	17-24
12/04	at Cowboys										ON INACTIVE LIST																L	19-54
12/17	at Vikings										ON INACTIVE LIST																L	36-39+
12/26	Chargers										ON INACTIVE LIST																L	3-20
01/01	at Giants	P	1	0	1	0.0	0.0	0	0	0	0	0	0	0	0	0	0	0	0	0	0	0	0	0	0	0	L	10-38
01/08	Texans										ON INACTIVE LIST																L	31-32
2022 TOTALS		**5-0**	**2**	**1**	**1**	**0.0**	**0.0**	**0**	**0**	**1**	**0**	**0**	**0**	**0**	**0**	**0**	**0**	**0**	**0**	**0**	**0**	**0**	**0**	**0**	**0**	**0**	**4-12-1**	

+ - Overtime

CHRIS WILLIAMS' 2021 GXG REGULAR-SEASON STATISTICS (COLTS)

			TACKLES								INTERCEPTIONS					O. FUMB				ST					MISC			
DATE	OPPONENT	P/S	TK	S	A	SK	YDS	TFL	YDS	QBH	NO	YDS	LG	TD	PD	FF	FR	TD	YDS	TK	S	A	FF	FR	S	A	W/L	SCORE
09/12	Seahawks	P	0	0	0	0.0	0.0	0	0	0	0	0	0	0	0	0	0	0	0	0	0	0	0	0	0	0	L	16-28
09/19	Rams										ON INACTIVE LIST																L	24-27
09/26	at Titans	P	1	0	1	0.0	0.0	0	0	0	0	0	0	0	0	0	0	0	0	0	0	0	0	0	0	0	L	16-25
10/03	at Dolphins	P	0	0	0	0.0	0.0	0	0	0	0	0	0	0	0	0	0	0	0	0	0	0	0	0	0	0	W	27-17
10/11	at Ravens	P	0	0	0	0.0	0.0	0	0	0	0	0	0	0	0	0	0	0	0	0	0	0	0	0	0	0	L	25-31+
10/17	Texans										ON INACTIVE LIST																W	31-3
10/24	at 49ers										PRACTICE SQUAD																W	30-18
10/31	Titans										PRACTICE SQUAD																L	31-34+
11/04	Jets										PRACTICE SQUAD																W	45-30
11/14	Jaguars										PRACTICE SQUAD																W	23-17
11/21	at Bills										PRACTICE SQUAD																W	41-15
11/28	Buccaneers										PRACTICE SQUAD																L	31-38
12/05	at Texans										PRACTICE SQUAD																W	31-0
12/18	Patriots	P	0	0	0	0.0	0.0	0	0	0	0	0	0	0	0	0	0	0	0	0	0	0	0	0	0	0	W	27-17
12/25	at Cardinals	P	0	0	0	0.0	0.0	0	0	0	0	0	0	0	0	0	0	0	0	0	0	0	0	0	0	0	W	22-16
01/02	Raiders										PRACTICE SQUAD																L	20-23
01/09	at Jaguars										RESERVE/FUTURE																L	11-26
2021 TOTALS		**6-0**	**1**	**0**	**1**	**0.0**	**0.0**	**0**	**0**	**0**	**0**	**0**	**0**	**0**	**0**	**0**	**0**	**0**	**0**	**0**	**0**	**0**	**0**	**0**	**0**	**0**	**9-8**	

+ - Overtime

CHRIS WILLIAMS' 2020 GXG REGULAR-SEASON STATISTICS (COLTS)

			TACKLES								INTERCEPTIONS					O. FUMB				ST					MISC			
DATE	OPPONENT	P/S	TK	S	A	SK	YDS	TFL	YDS	QBH	NO	YDS	LG	TD	PD	FF	FR	TD	YDS	TK	S	A	FF	FR	S	A	W/L	SCORE
09/13	at Jaguars		PRACTICE SQUAD																								L	20-27
09/20	Vikings		PRACTICE SQUAD																								W	28-11
09/27	Jets		PRACTICE SQUAD																								W	36-7
10/04	at Bears		PRACTICE SQUAD																								W	19-11
10/11	at Browns		PRACTICE SQUAD																								L	23-32
10/18	Bengals		PRACTICE SQUAD																								W	31-27
11/01	at Lions		PRACTICE SQUAD																								W	41-21
11/08	Ravens		PRACTICE SQUAD																								L	10-24
11/12	at Titans		PRACTICE SQUAD																								W	34-17
11/22	Packers		PRACTICE SQUAD																								W	34-31+
11/29	Titans		PRACTICE SQUAD																								L	26-45
12/06	at Texans		PRACTICE SQUAD																								W	26-20
12/13	at Raiders		PRACTICE SQUAD																								W	44-27
12/20	Texans		PRACTICE SQUAD																								W	27-20
12/27	at Steelers		PRACTICE SQUAD																								L	24-28
01/03	Jaguars		PRACTICE SQUAD																								W	28-14
2020 TOTALS			**0**	**0**	**0**	**0.0**	**0.0**	**0**	**0**	**0**	**0**	**0**	**0**	**0**	**0**	**0**	**0**	**0**	**0**	**0**	**0**	**0**	**0**	**0**	**0**	**0**	**11-5**	

+ - Overtime

CHRIS WILLIAMS' 2025 GXG POSTSEASON STATISTICS (BEARS)

			TACKLES								INTERCEPTIONS					O. FUMB				ST					MISC			
DATE	OPPONENT	P/S	TK	S	A	SK	YDS	TFL	YDS	QBH	NO	YDS	LG	TD	PD	FF	FR	TD	YDS	TK	S	A	FF	FR	S	A	W/L	SCORE
01/10	Packers	P	0	0	0	0.0	0.0	0	0	0	0	0	0	0	0	0	0	0	0	0	0	0	0	0	0	0	W	31-27
01/18	Rams	P	0	0	0	0.0	0.0	0	0	0	0	0	0	0	0	0	0	0	0	0	0	0	0	0	0	0	L	17-20+
2025 TOTALS		**2-0**	**0**	**0**	**0**	**0.0**	**0.0**	**0**	**0**	**0**	**0**	**0**	**0**	**0**	**0**	**0**	**0**	**0**	**0**	**0**	**0**	**0**	**0**	**0**	**0**	**0**	**1-1**	

+ - Overtime

CHRIS WILLIAMS' 2020 GXG POSTSEASON STATISTICS (COLTS)

			TACKLES								INTERCEPTIONS					O. FUMB				ST					MISC			
DATE	OPPONENT	P/S	TK	S	A	SK	YDS	TFL	YDS	QBH	NO	YDS	LG	TD	PD	FF	FR	TD	YDS	TK	S	A	FF	FR	S	A	W/L	SCORE
01/09	at Bills		PRACTICE SQUAD																								L	24-27
2020 TOTALS			**0**	**0**	**0**	**0.0**	**0.0**	**0**	**0**	**0**	**0**	**0**	**0**	**0**	**0**	**0**	**0**	**0**	**0**	**0**	**0**	**0**	**0**	**0**	**0**	**0**	**0-1**	

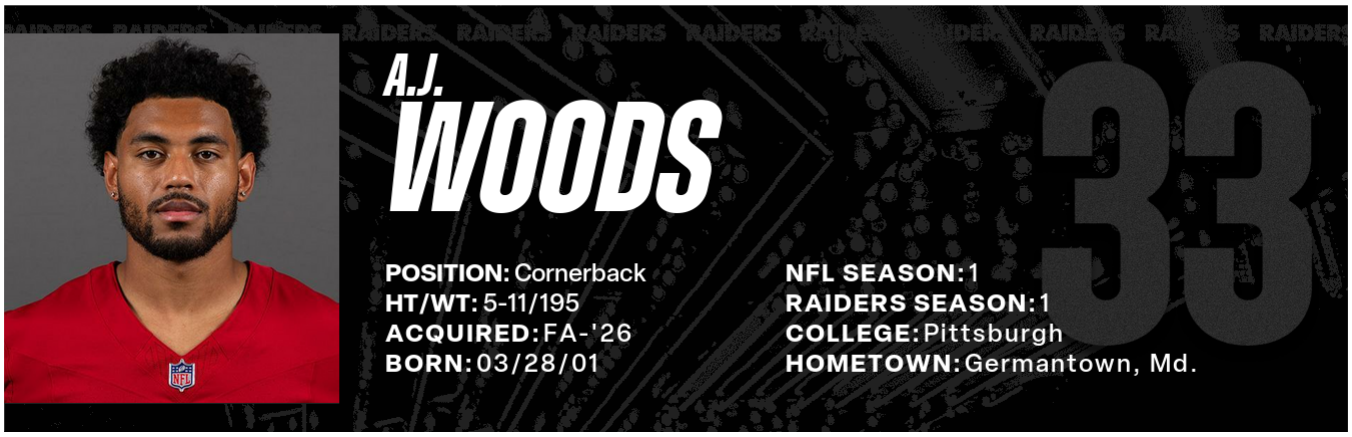

CAREER

Spent time on the Commanders (2024), Eagles (2025) and Broncos' (2025) practice squads.

Was part of the Eagles practice squad for the team's Super Bowl LIX-winning campaign.

COLLEGE

Appeared in 59 games (14 starts) at Pittsburgh (2019-23) and recorded 105 tackles (70 solo), 29 passes defensed, seven tackles for loss, four interceptions and one forced fumble.

Played in all 13 games as a junior in 2022 and led the team in passes defensed with 14.

Helped the team win its first ACC Championship in 2021 after playing in all 13 games. He also saw action in the Peach Bowl.

PERSONAL

Played wide receiver and cornerback at Northwest (Md.) HS and helped the steam earn a Maryland 4A Regional Final berth.

Finished his high school career as the No. 9 prospect in Maryland.

Originally signed by the Washington Commanders as an undrafted free agent following the 2024 NFL Draft.

Waived by the Commanders on Aug. 27, 2024.

Signed to the practice squad by the Philadelphia Eagles on Sept. 10, 2024.

Re-signed by the Eagles on Feb. 14, 2025.

Waived by the Eagles on Aug. 26, 2025.

Signed to the Denver Broncos' practice squad on Sept. 24, 2025.

Released from the Broncos' practice squad on Oct. 18, 2025.

Signed to the Atlanta Falcons' practice squad on Oct. 28, 2025.

Signed a Reserve/Future contract with the Falcons on Jan. 5, 2026.

A.J. WOODS' NFL REGULAR SEASON DEFENSIVE STATISTICS

				TACKLES								INTERCEPTIONS					O. FUMB				ST					MISC	
DATE	TEAM	GP	GS	TK	S	A	TFL	YDS	SK	YDS	QBH	NO	YDS	LG	TD	PD	FF	FR	TD	YDS	TK	S	A	FF	FR	S	A
2024	Commanders	0	0	0	0	0	0	0	0.0	0.0	0	0	0	0	0	0	0	0	0	0	0	0	0	0	0	0	0
2024	Eagles	0	0	0	0	0	0	0	0.0	0.0	0	0	0	0	0	0	0	0	0	0	0	0	0	0	0	0	0
2024	TOTAL	0	0	0	0	0	0	0	0.0	0.0	0	0	0	0	0	0	0	0	0	0	0	0	0	0	0	0	0
2025	Eagles	0	0	0	0	0	0	0	0.0	0.0	0	0	0	0	0	0	0	0	0	0	0	0	0	0	0	0	0
2025	Broncos	0	0	0	0	0	0	0	0.0	0.0	0	0	0	0	0	0	0	0	0	0	0	0	0	0	0	0	0
2025	Falcons	0	0	0	0	0	0	0	0.0	0.0	0	0	0	0	0	0	0	0	0	0	0	0	0	0	0	0	0
2025	TOTAL	0	0	0	0	0	0	0	0.0	0.0	0	0	0	0	0	0	0	0	0	0	0	0	0	0	0	0	0
2026	Falcons	0	0	0	0	0	0	0	0.0	0.0	0	0	0	0	0	0	0	0	0	0	0	0	0	0	0	0	0
2026	Bills	0	0	0	0	0	0	0	0.0	0.0	0	0	0	0	0	0	0	0	0	0	0	0	0	0	0	0	0
2026	TOTAL	0	0	0	0	0	0	0	0.0	0.0	0	0	0	0	0	0	0	0	0	0	0	0	0	0	0	0	0
NFL TOTALS		**0**	**0**	**0**	**0**	**0**	**0**	**0**	**0.0**	**0.0**	**0**	**0**	**0**	**0**	**0**	**0**	**0**	**0**	**0**	**0**	**0**	**0**	**0**	**0**	**0**	**0**	**0**

A.J. WOODS' NFL POSTSEASON DEFENSIVE STATISTICS

				TACKLES								INTERCEPTIONS					O. FUMB				ST					MISC	
DATE	TEAM	GP	GS	TK	S	A	TFL	YDS	SK	YDS	QBH	NO	YDS	LG	TD	PD	FF	FR	TD	YDS	TK	S	A	FF	FR	S	A
2024	Eagles	0	0	0	0	0	0	0	0.0	0.0	0	0	0	0	0	0	0	0	0	0	0	0	0	0	0	0	0
NFL TOTALS		**0**	**0**	**0**	**0**	**0**	**0**	**0**	**0.0**	**0.0**	**0**	**0**	**0**	**0**	**0**	**0**	**0**	**0**	**0**	**0**	**0**	**0**	**0**	**0**	**0**	**0**	**0**

A.J. WOODS' 2025 GXG REGULAR-SEASON STATISTICS (EAGLES/BRONCOS/FALCONS)

			TACKLES								INTERCEPTIONS					O. FUMB				ST					MISC			
DATE	OPPONENT	P/S	TK	S	A	SK	YDS	TFL	YDS	QBH	NO	YDS	LG	TD	PD	FF	FR	TD	YDS	TK	S	A	FF	FR	S	A	W/L	SCORE
09/04	Cowboys		PRACTICE SQUAD																								W	24-20
09/14	at Chiefs		NOT ON ROSTER																								W	20-17
09/21	Rams		NOT ON ROSTER																								W	33-26
			Went from **Eagles** to **Broncos**.																									
09/29	Bengals		PRACTICE SQUAD																								W	28-3
10/05	at Eagles		PRACTICE SQUAD																								W	21-17
10/12	at Jets		PRACTICE SQUAD																								W	13-11
10/19	Giants		PRACTICE SQUAD																								W	33-32
10/26	Cowboys		NOT ON ROSTER																								W	44-24
11/02	at Texans		NOT ON ROSTER																								W	18-15
11/06	Raiders		NOT ON ROSTER																								W	10-7
11/16	Chiefs		NOT ON ROSTER																								W	22-19
			Went from **Broncos** to **Falcons**.																									
11/23	at Saints		PRACTICE SQUAD																								W	24-10
12/07	Seahawks		NOT ON ROSTER																								L	9-37
12/11	at Buccaneers		NOT ON ROSTER																								W	29-28
12/21	at Cardinals		NOT ON ROSTER																								W	26-19
12/29	Rams		NOT ON ROSTER																								W	27-24
01/04	Saints		NOT ON ROSTER																								W	19-17
2025 TOTALS			**0**	**0**	**0**	**0.0**	**0.0**	**0**	**0**	**0**	**0**	**0**	**0**	**0**	**0**	**0**	**0**	**0**	**0**	**0**	**0**	**0**	**0**	**0**	**0**	**0**	**0**	**16-1**	

A.J. WOODS' 2024 GXG REGULAR-SEASON STATISTICS (COMMANDERS/EAGLES)

			TACKLES								INTERCEPTIONS					O. FUMB				ST					MISC			
DATE	OPPONENT	P/S	TK	S	A	SK	YDS	TFL	YDS	QBH	NO	YDS	LG	TD	PD	FF	FR	TD	YDS	TK	S	A	FF	FR	S	A	W/L	SCORE
09/08	at Buccaneers		DID NOT PLAY																								L	20-37
			Went from **Commanders** to **Eagles**.																									
10/20	at Giants		PRACTICE SQUAD																								W	28-3
10/27	at Bengals		PRACTICE SQUAD																								W	37-17
11/03	Jaguars		PRACTICE SQUAD																								W	28-23
11/10	at Cowboys		PRACTICE SQUAD																								W	34-6
11/14	Commanders		PRACTICE SQUAD																								W	26-18
11/24	at Rams		PRACTICE SQUAD																								W	37-20
12/01	at Ravens		PRACTICE SQUAD																								W	24-19
12/08	Panthers		PRACTICE SQUAD																								W	22-16
12/15	Steelers		PRACTICE SQUAD																								W	27-13
12/22	at Commanders		PRACTICE SQUAD																								L	33-36
12/29	Cowboys		PRACTICE SQUAD																								W	41-7
01/05	Giants		PRACTICE SQUAD																								W	20-13
2024 TOTALS			**0**	**0**	**0**	**0.0**	**0.0**	**0**	**0**	**0**	**0**	**0**	**0**	**0**	**0**	**0**	**0**	**0**	**0**	**0**	**0**	**0**	**0**	**0**	**0**	**0**	**0**	**11-2**	

A.J. WOODS' 2024 GXG POSTSEASON STATISTICS (EAGLES)

			TACKLES								INTERCEPTIONS					O. FUMB				ST					MISC			
DATE	OPPONENT	P/S	TK	S	A	SK	YDS	TFL	YDS	QBH	NO	YDS	LG	TD	PD	FF	FR	TD	YDS	TK	S	A	FF	FR	S	A	W/L	SCORE
01/12	Packers										PRACTICE SQUAD																W	22-10
01/19	Rams										PRACTICE SQUAD																W	28-22
01/26	Commanders										PRACTICE SQUAD																W	55-23
02/09	Chiefs										PRACTICE SQUAD																W	40-22
2024 TOTALS			**0**	**0**	**0**	**0.0**	**0.0**	**0**	**0**	**0**	**0**	**0**	**0**	**0**	**0**	**0**	**0**	**0**	**0**	**0**	**0**	**0**	**0**	**0**	**0**	**0**	**4-0**	



OWEN WRIGHT

30

POSITION: Running Back
HT/WT: 5-9/217
ACQUIRED: FA-'26
BORN: 02/28/99

NFL SEASON: 1
RAIDERS SEASON: 1
COLLEGE: Monmouth
HOMETOWN: Monmouth, N.J.

OWEN WRIGHT'S NFL REGULAR SEASON RUSHING/RECEIVING STATISTICS

				RUSHING					RECEIVING				
DATE	TEAM	GP	GS	NO.	YDS.	AVG.	LG	TD	NO.	YDS.	AVG.	LG	TD
2023	Ravens	1	0	0	0	0.0	0	0	0	0	0.0	0	0
2024	Ravens	0	0	0	0	0.0	0	0	0	0	0.0	0	0
2025	Buccaneers	3	0	3	6	2.0	4	0	0	0	0.0	0	0
2026	Raiders	0	0	0	0	0.0	0	0	0	0	0.0	0	0
NFL TOTALS		**4**	**0**	**3**	**6**	**2.0**	**4**	**0**	**0**	**0**	**0.0**	**0**	**0**

OWEN WRIGHT'S NFL POSTSEASON RUSHING/RECEIVING STATISTICS

				RUSHING					RECEIVING				
DATE	TEAM	GP	GS	NO.	YDS.	AVG.	LG	TD	NO.	YDS.	AVG.	LG	TD
2023	Ravens	0	0	0	0	0.0	0	0	0	0	0.0	0	0
2024	Ravens	0	0	0	0	0.0	0	0	0	0	0.0	0	0
NFL TOTALS		**0**	**0**	**0**	**0**	**0.0**	**0**	**0**	**0**	**0**	**0.0**	**0**	**0**

OWEN WRIGHT'S NFL REGULAR SEASON RETURN STATISTICS

		KICKOFF RETURNS					PUNT RETURNS					
DATE	TEAM	RET.	YDS.	AVG.	LG	TD	NO.	FC	YDS.	AVG.	LG	TD
2023	Ravens	0	0	0.0	0	0	0	0	0	0.0	0	0
2024	Ravens	0	0	0.0	0	0	0	0	0	0.0	0	0
2025	Buccaneers	3	73	24.3	28	0	0	0	0	0.0	0	0
2026	Raiders	0	0	0.0	0	0	0	0	0	0.0	0	0
NFL TOTALS		**3**	**73**	**24.3**	**28**	**0**	**0**	**0**	**0**	**0.0**	**0**	**0**

OWEN WRIGHT'S NFL POSTSEASON RETURN STATISTICS

		KICKOFF RETURNS					PUNT RETURNS					
DATE	TEAM	RET.	YDS.	AVG.	LG	TD	NO.	FC	YDS.	AVG.	LG	TD
2023	Ravens	0	0	0.0	0	0	0	0	0	0.0	0	0
2024	Ravens	0	0	0.0	0	0	0	0	0	0.0	0	0
NFL TOTALS		**0**	**0**	**0.0**	**0**	**0**	**0**	**0**	**0**	**0.0**	**0**	**0**

OWEN WRIGHT'S 2026 GXG REGULAR-SEASON STATISTICS (RAIDERS)

			RUSHING					RECEIVING						
DATE	OPPONENT	P/S	NO.	YDS.	AVG.	LG	TD	NO.	YDS.	AVG.	LG	TD	W/L	SCORE
10/04	Chiefs		PRACTICE SQUAD										L	27-30
10/11	at Patriots		PRACTICE SQUAD										L	17-45
10/18	Bills		PRACTICE SQUAD										L	30-33
10/25	Rams		PRACTICE SQUAD										L	21-35
11/01	at Jets		PRACTICE SQUAD										W	38-33
11/08	at 49ers		PRACTICE SQUAD										L	17-38
11/15	Seahawks		PRACTICE SQUAD										L	13-21
11/22	at Broncos		PRACTICE SQUAD										L	24-38
2026 TOTALS		**0-0**	**0**	**0**	**0.0**	**0**	**0**	**0**	**0**	**0.0**	**0**	**0**	**1-7**	

OWEN WRIGHT'S 2025 GXG REGULAR-SEASON STATISTICS (BUCCANEERS)

			RUSHING					RECEIVING						
DATE	OPPONENT	P/S	NO.	YDS.	AVG.	LG	TD	NO.	YDS.	AVG.	LG	TD	W/L	SCORE
10/12	49ers	P	0	0	0.0	0	0	0	0	0.0	0	0	W	30-19
11/16	at Bills	P	0	0	0.0	0	0	0	0	0.0	0	0	L	32-44
11/23	at Rams	P	3	6	2.0	4	0	0	0	0.0	0	0	L	7-34
11/30	Cardinals		DID NOT PLAY										W	20-17
2025 TOTALS		**3-0**	**3**	**6**	**2.0**	**4**	**0**	**0**	**0**	**0.0**	**0**	**0**	**2-2**	

OWEN WRIGHT'S 2024 GXG REGULAR-SEASON STATISTICS (RAVENS)

			RUSHING					RECEIVING						
DATE	OPPONENT	P/S	NO.	YDS.	AVG.	LG	TD	NO.	YDS.	AVG.	LG	TD	W/L	SCORE
09/05	at Chiefs		INJURED RESERVE										L	20-27
09/15	Raiders		INJURED RESERVE										L	23-26
09/22	at Cowboys		INJURED RESERVE										W	28-25
09/29	Bills		INJURED RESERVE										W	35-10
10/06	at Bengals		INJURED RESERVE										W	41-38+
10/13	Commanders		INJURED RESERVE										W	30-23
10/21	at Buccaneers		INJURED RESERVE										W	41-31
10/27	at Browns		INJURED RESERVE										L	24-29
11/03	Broncos		INJURED RESERVE										W	41-10
11/07	Bengals		INJURED RESERVE										W	35-34
11/17	at Steelers		INJURED RESERVE										L	16-18
11/25	at Chargers		INJURED RESERVE										W	30-23
12/01	Eagles		INJURED RESERVE										L	19-24
12/15	at Giants		INJURED RESERVE										W	35-14
12/21	Steelers		INJURED RESERVE										W	34-17
12/25	at Texans		INJURED RESERVE										W	31-2
01/04	Browns		INJURED RESERVE										W	35-10
2024 TOTALS		**0-0**	**0**	**0**	**0.0**	**0**	**0**	**0**	**0**	**0.0**	**0**	**0**	**12-5**	

+ - Overtime

OWEN WRIGHT'S 2023 GXG REGULAR-SEASON STATISTICS (RAVENS)

			RUSHING					RECEIVING						
DATE	OPPONENT	P/S	NO.	YDS.	AVG.	LG	TD	NO.	YDS.	AVG.	LG	TD	W/L	SCORE
09/10	Texans		PRACTICE SQUAD										W	25-9
09/17	at Bengals		PRACTICE SQUAD										W	27-24
09/24	Colts		PRACTICE SQUAD										L	19-22+
10/01	at Browns		PRACTICE SQUAD										W	28-3
10/08	at Steelers		PRACTICE SQUAD										L	10-17
10/15	at Titans		PRACTICE SQUAD										W	24-16
10/22	Lions		PRACTICE SQUAD										W	38-6
10/29	at Cardinals	P	0	0	0.0	0	0	0	0	0.0	0	0	W	31-24
11/05	Seahawks		PRACTICE SQUAD										W	37-3
11/12	Browns		PRACTICE SQUAD										L	31-33
11/16	Bengals		PRACTICE SQUAD										W	34-20
11/26	at Chargers		PRACTICE SQUAD										W	20-10
12/10	Rams		PRACTICE SQUAD										W	37-31+
12/17	at Jaguars		PRACTICE SQUAD										W	23-7
12/25	at 49ers		PRACTICE SQUAD										W	33-19
12/31	Dolphins		PRACTICE SQUAD										W	56-19
01/06	Steelers		PRACTICE SQUAD										L	10-17
2023 TOTALS		**1-0**	**0**	**0**	**0.0**	**0**	**0**	**0**	**0**	**0.0**	**0**	**0**	**13-4**	

+ - Overtime

OWEN WRIGHT'S 2024 GXG POSTSEASON STATISTICS (RAVENS)

			RUSHING					RECEIVING						
DATE	OPPONENT	P/S	NO.	YDS.	AVG.	LG	TD	NO.	YDS.	AVG.	LG	TD	W/L	SCORE
01/11	Steelers		INJURED RESERVE										W	28-14
01/19	at Bills		INJURED RESERVE										L	25-27
2024 TOTALS		**0-0**	**0**	**0**	**0.0**	**0**	**0**	**0**	**0**	**0.0**	**0**	**0**	**1-1**	

OWEN WRIGHT'S 2023 GXG POSTSEASON STATISTICS (RAVENS)

			RUSHING					RECEIVING						
DATE	OPPONENT	P/S	NO.	YDS.	AVG.	LG	TD	NO.	YDS.	AVG.	LG	TD	W/L	SCORE
01/20	Texans		PRACTICE SQUAD										W	34-10
01/28	Chiefs		PRACTICE SQUAD										L	10-17
2023 TOTALS		**0-0**	**0**	**0**	**0.0**	**0**	**0**	**0**	**0**	**0.0**	**0**	**0**	**1-1**	

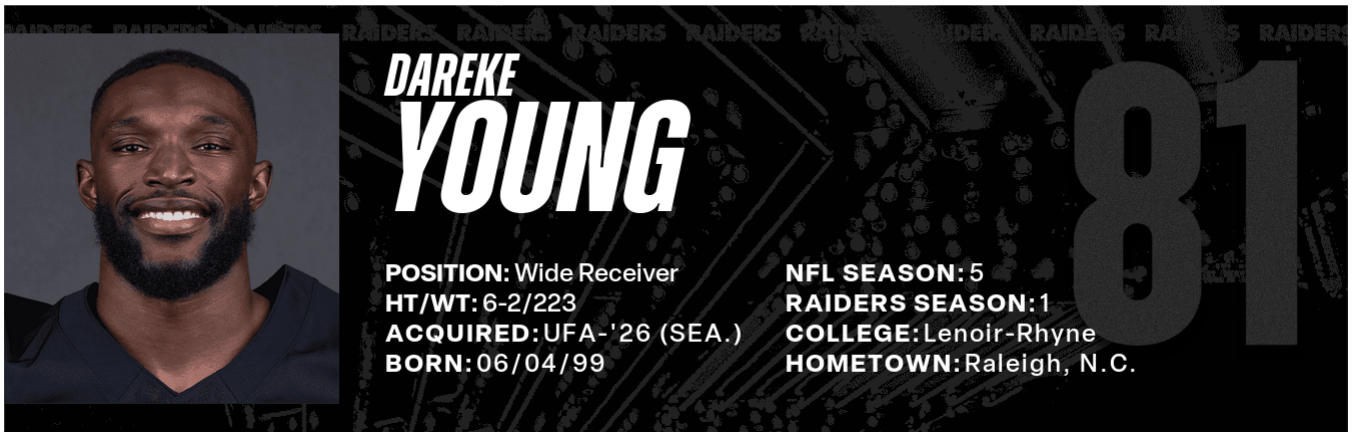

TRANSACTIONS: *Selected by Seattle Seahawks in the seventh round (233rd overall) of the 2022 NFL Draft, April 30, 2022…Signed by Las Vegas Raiders as an unrestricted free agent, March 13, 2025.*

AT A GLANCE
- Has appeared in 42 career games primarily on special teams and recorded 10 kickoff returns for 322 yards (32.2 avg.), while adding four receptions for 72 yards (18.0 avg.) on offense.
- In 2025, played in nine games and recorded two receptions for 48 yards on offense and 10 kickoff returns for 322 yards (32.2 avg.), in addition to nine tackles on special teams
- Played in 43 career games at Lenoir-Rhyne (2017-21), compiling 1,176 receiving yards, 658 rushing yards and 24 total touchdowns.

CAREER: Veteran wide receiver enters his fifth season in the NFL and first in the Silver and Black after being drafted 233rd overall by the Seattle Seahawks in the 2022 NFL Draft…In 2025, played in nine games and recorded two receptions for 48 yards on offense and 10 kickoff returns for 322 yards (32.2 avg.), in addition to nine tackles on special teams…In 2024, saw action in 14 games primarily on special teams and finished with seven tackles…In 2023, appeared in six games and recorded one tackle on special teams…As a rookie in 2022, played in 13 games and recorded two receptions for 24 yards on offense and seven tackles on special teams…Career totals include 10 kickoff returns for 322 yards (32.2 avg.) and four receptions for 72 yards (18.0 avg.) on offense in 42 games played.

2026: (9/13) vs. Mia.: Saw action of offense...**(9/20) at LAC:** Pulled in one reception for 27 yards...**(9/27) at NO:** Finished with two kickoff returns for 55 yards (27.5 avg.) and notched two special teams tackles...**(10/4) vs. KC:** Finished with one reception for nine yards...Also saw action on special teams...**(10/11) at NE:** Saw action on offense and special teams...**(10/18) vs. Buf.:** Finished with six kickoff returns for 150 yards (25.0 avg.)...**(10/25) vs. LAR:** Saw action on offense and special teams...**(11/1) at NYJ:** Saw action on offense and special teams, added one tackle on special teams...**(11/8) at SF:** Saw action on offense and special teams, added one tackle on special teams...**(11/15) vs. Sea.:** Finished with one kickoff return for 29 yards...**(11/22) at Den.:** Saw action on offense and special teams.

2025 (with Sea.): Began the season as one of team's primary kickoff returners before getting injured in Week 7…Played in nine games and recorded two receptions for 48 yards on offense and 10 kickoff returns for 322 yards (32.2 avg.), in addition to nine tackles on special teams…Missed Weeks 10-15 while on the Reserve/Injured List due to a quadriceps injury…**(9/7) vs. SF:** Inactive…**(9/14) at Pit.:** Saw action primarily on special teams and recorded one tackle…**(9/21) vs. NO:** Caught one pass for 12 yards on offense and recorded two kickoff returns for 92 yards on special teams, including a career-long return of 60 yards…**(9/25) at Ari.:** Posted one kickoff return for 29 yards and also registered three tackles on special teams…**(10/5) vs. TB:** Recorded one reception for a career-long 36 yards, five kickoff returns for 154 yards (30.8 avg.) and three special teams tackles…**(10/12) at Jax.:** Finished with one kickoff return for 19 yards…**(10/20) vs. Hou.:** Recorded one kickoff return for 28 yards before leaving game in fourth quarter with an injury…**(11/2) at Was.:** Inactive…**(12/18) vs. LAR:** Recorded one tackle on special teams in first game back from the Reserve/Injured List…**(12/28) at Car.:** Saw action on special teams and finished with one tackle…**(1/3/26) at SF:** Appeared on offense and special teams…**Postseason: (1/17/26) vs. SF:** Played on offense and special teams and posted one tackle in Divisional Round victory…**(1/25/26) vs. LAR:** Recorded one tackle and recovered a muffed punt on special teams in NFC Championship Game…**(2/8/26) at NE:** Registered one special teams tackle in Super Bowl LX win.

2024 (with Sea.): Saw action in 14 games primarily on special teams and finished with seven tackles…**(9/8) vs. Den.:** Recorded two tackles on special teams and also appeared on offense…**(9/15) at NE:** Played only on special teams…**(9/22) vs. Mia.:** Saw action primarily on special teams…**(9/30) at Det.:** Appeared only on special teams…**(10/6) vs. NYG:** Played only on special teams…**(10/10) vs. SF:** Inactive…**(10/20) at Atl.:** Saw action on offense and special teams…**(10/27) vs. Buf.:** Appeared on offense and special teams…**(11/3) vs. LAR:** Played on offense and special teams…**(11/17) at SF:** Inactive…**(11/24) vs. Ari.:** Recorded one tackle on special teams…**(12/1) at NYJ:** Inactive…**(12/8) at Ari.:** Finished with one tackle on special teams…**(12/15) vs. GB:** Appeared on offense and posted one tackle on special teams…**(12/22) vs. Min.:** Registered one tackle on special teams…**(12/26) at Chi.:** Recorded one special teams tackle…**(1/5/25) at LAR:** Saw action on offense and special teams.

2023 (with Sea.): Began the season on the Reserve/Injured List with a hip abductor injury…Activated in Week 10 and appeared in six games and recorded one tackle on special teams…**(11/12) vs. Was.:** Played on offense and special teams…**(11/19) at LAR:** Inactive…**(11/23) vs. SF:** Inactive…**(11/30) at Dal.:** Inactive…**(12/10) at SF:** Played primarily on special teams…**(12/18) vs. Phi.:** Saw action on offense and special teams…**(12/24) at Ten.:** Appeared on offense and special teams…**(12/31) vs. Pit.:** Appeared only on special teams…**(1/7/24) at Ari.:** Recorded one tackle on special teams.

2022 (with Sea.): As a rookie, played in 13 games and recorded two receptions for 24 yards on offense and seven tackles on special teams…**(9/12) vs. Den.:** Appeared on offense and special teams…**(9/18) at SF:** Inactive…**(9/25) vs. Atl.:** Inactive…**(10/2) at Det.:** Inactive…**(10/9) at NO:** Inactive…**(10/16) vs. Ari.:** Appeared on offense and special teams…**(10/23) at LAC:** Saw action mostly on offense…**(10/30) vs. NYG:** Recorded three tackles on special teams…**(11/6) at Ari.:** Finished with one tackle on special teams and

also saw action on offense…**(11/13) at TB:** Appeared on offense and special teams…**(11/27) vs. LV:** Played primarily on special teams…**(12/4) at LAR:** Logged one tackle on special teams…**(12/11) vs. Car.:** Appeared on offense and special teams…**(12/15) vs. SF:** Played primarily on special teams…**(12/24) at KC:** Saw action on offense and special teams…**(1/1/23) vs. NYJ:** Saw increased action on offense and logged one tackle on special teams…**(1/8/23) vs. LAR:** Recorded two receptions for 24 yards and also posted one tackle on special teams…**Postseason: (1/14/23) at SF:** Finished with one catch for 11 yards and also saw action on special teams in first career playoff appearance.

COLLEGE: Spent five seasons at Lenoir-Rhyne (2017-21), where he played in 43 career games and compiled 1,176 receiving yards, 658 rushing yards and 24 total touchdowns…As a senior in 2021, only played in five games due to a knee injury and finished with 25 receptions for 303 yards (12.1 avg.) and four touchdowns along with two kick returns for 38 yards and one punt return for 13 yards…In a shortened 2020 season, only played in two games and recorded 14 catches for 218 yards (15.6 avg.) and one rush for five yards…In 2019, saw action in 14 games and tallied 25 receptions for 515 yards (20.6 avg.) and eight touchdowns, 49 carries for 335 yards (6.8 avg.) and seven kickoff returns for 142 yards (20.3 avg.)…In 2018, played in 14 games and recorded seven catches for 122 yards (17.4 avg.) and two touchdowns…In 2017, appeared in eight games and logged two catches for 18 yards and two tackles.

PERSONAL: Attended Middle Creek High School in Cary, N.C., where he recorded 29 catches, 502 yards and five touchdowns…Only had three losses in his career…Earned Academic All-Conference honors.

ADDITIONAL STATISTICS: Special teams tackles – 7 in 2022, 1 in 2023, 7 in 2024, 9 in 2025. NFL Totals: 24.

SINGLE-GAME HIGHS: RECEIVING: Receptions – 2, 1/8/23 vs. LAR. Yards – 36, 10/5/25 vs. TB. RETURNS: Kickoffs – 5, 10/5/25 vs. TB. Yards – 154, 10/5/25 vs. TB. Long – 60, 9/21/25 vs. NO.

DAREKE YOUNG'S NFL REGULAR SEASON RUSHING/RECEIVING STATISTICS

				RECEIVING					RUSHING				
DATE	TEAM	GP	GS	NO.	YDS.	AVG.	LG	TD	NO.	YDS.	AVG.	LG	TD
2022	Seahawks	13	0	2	24	12.0	12	0	0	0	0.0	0	0
2023	Seahawks	6	0	0	0	0.0	0	0	0	0	0.0	0	0
2024	Seahawks	14	0	0	0	0.0	0	0	0	0	0.0	0	0
2025	Seahawks	9	0	2	48	24.0	36	0	0	0	0.0	0	0
2026	Raiders	11	0	2	36	18.0	27	0	0	0	0.0	0	0
NFL TOTALS		**53**	**0**	**6**	**108**	**18.0**	**36**	**0**	**0**	**0**	**0.0**	**0**	**0**

DAREKE YOUNG'S NFL POSTSEASON RUSHING/RECEIVING STATISTICS

				RECEIVING					RUSHING				
DATE	TEAM	GP	GS	NO.	YDS.	AVG.	LG	TD	NO.	YDS.	AVG.	LG	TD
2022	Seahawks	1	0	1	11	11.0	11	0	0	0	0.0	0	0
2025	Seahawks	3	0	0	0	0.0	0	0	0	0	0.0	0	0
NFL TOTALS		**4**	**0**	**1**	**11**	**11.0**	**11**	**0**	**0**	**0**	**0.0**	**0**	**0**

DAREKE YOUNG'S NFL REGULAR SEASON RETURN STATISTICS

		KICKOFF RETURNS					PUNT RETURNS					
DATE	TEAM	RET.	YDS.	AVG.	LG	TD	NO.	FC	YDS.	AVG.	LG	TD
2022	Seahawks	0	0	0.0	0	0	0	0	0	0.0	0	0
2023	Seahawks	0	0	0.0	0	0	0	0	0	0.0	0	0
2024	Seahawks	0	0	0.0	0	0	0	0	0	0.0	0	0
2025	Seahawks	10	322	32.2	60	0	0	0	0	0.0	0	0
2026	Raiders	12	331	27.6	32	0	0	0	0	0.0	0	0
NFL TOTALS		**22**	**653**	**29.7**	**60**	**0**	**0**	**0**	**0**	**0.0**	**0**	**0**

DAREKE YOUNG'S 2026 GXG REGULAR-SEASON STATISTICS (RAIDERS)

			RECEIVING					RUSHING						
DATE	OPPONENT	P/S	NO.	YDS.	AVG.	LG	TD	NO.	YDS.	AVG.	LG	TD	W/L	SCORE
09/13	Dolphins	P	0	0	0.0	0	0	0	0	0.0	0	0	W	27-13
09/20	at Chargers	P	1	27	27.0	27	0	0	0	0.0	0	0	W	26-14
09/27	at Saints	P	0	0	0.0	0	0	0	0	0.0	0	0	W	35-27
10/04	Chiefs	P	1	9	9.0	9	0	0	0	0.0	0	0	L	27-30
10/11	at Patriots	P	0	0	0.0	0	0	0	0	0.0	0	0	L	17-45
10/18	Bills	P	0	0	0.0	0	0	0	0	0.0	0	0	L	30-33
10/25	Rams	P	0	0	0.0	0	0	0	0	0.0	0	0	L	21-35
11/01	at Jets	P	0	0	0.0	0	0	0	0	0.0	0	0	W	38-33
11/08	at 49ers	P	0	0	0.0	0	0	0	0	0.0	0	0	L	17-38
11/15	Seahawks	P	0	0	0.0	0	0	0	0	0.0	0	0	L	13-21
11/22	at Broncos	P	0	0	0.0	0	0	0	0	0.0	0	0	L	24-38
2026 TOTALS		**11-0**	**2**	**36**	**18.0**	**27**	**0**	**0**	**0**	**0.0**	**0**	**0**	**4-7**	

DAREKE YOUNG'S 2025 GXG REGULAR-SEASON STATISTICS (SEAHAWKS)

			RECEIVING					RUSHING						
DATE	OPPONENT	P/S	NO.	YDS.	AVG.	LG	TD	NO.	YDS.	AVG.	LG	TD	W/L	SCORE
09/07	49ers		ON INACTIVE LIST										L	13-17
09/14	at Steelers	P	0	0	0.0	0	0	0	0	0.0	0	0	W	31-17
09/21	Saints	P	1	12	12.0	12	0	0	0	0.0	0	0	W	44-13
09/25	at Cardinals	P	0	0	0.0	0	0	0	0	0.0	0	0	W	23-20
10/05	Buccaneers	P	1	36	36.0	36	0	0	0	0.0	0	0	L	35-38
10/12	at Jaguars	P	0	0	0.0	0	0	0	0	0.0	0	0	W	20-12
10/20	Texans	P	0	0	0.0	0	0	0	0	0.0	0	0	W	27-19
11/02	at Commanders		ON INACTIVE LIST										W	38-14
11/09	Cardinals		INJURED RESERVE										W	44-22
11/16	at Rams		INJURED RESERVE										L	19-21
11/23	at Titans		INJURED RESERVE										W	30-24
11/30	Vikings		INJURED RESERVE										W	26-0
12/07	at Falcons		INJURED RESERVE										W	37-9
12/14	Colts		INJURED RESERVE										W	18-16
12/18	Rams	P	0	0	0.0	0	0	0	0	0.0	0	0	W	38-37+
12/28	at Panthers	P	0	0	0.0	0	0	0	0	0.0	0	0	W	27-10
01/03	at 49ers	P	0	0	0.0	0	0	0	0	0.0	0	0	W	13-3
2025 TOTALS		**9-0**	**2**	**48**	**24.0**	**36**	**0**	**0**	**0**	**0.0**	**0**	**0**	**14-3**	

+ - Overtime

DAREKE YOUNG'S 2024 GXG REGULAR-SEASON STATISTICS (SEAHAWKS)

			RECEIVING					RUSHING						
DATE	OPPONENT	P/S	NO.	YDS.	AVG.	LG	TD	NO.	YDS.	AVG.	LG	TD	W/L	SCORE
09/08	Broncos	P	0	0	0.0	0	0	0	0	0.0	0	0	W	26-20
09/15	at Patriots	P	0	0	0.0	0	0	0	0	0.0	0	0	W	23-20+
09/22	Dolphins	P	0	0	0.0	0	0	0	0	0.0	0	0	W	24-3
09/30	at Lions	P	0	0	0.0	0	0	0	0	0.0	0	0	L	29-42
10/06	Giants	P	0	0	0.0	0	0	0	0	0.0	0	0	L	20-29
10/10	49ers		ON INACTIVE LIST										L	24-36
10/20	at Falcons	P	0	0	0.0	0	0	0	0	0.0	0	0	W	34-14
10/27	Bills	P	0	0	0.0	0	0	0	0	0.0	0	0	L	10-31
11/03	Rams	P	0	0	0.0	0	0	0	0	0.0	0	0	L	20-26+
11/17	at 49ers		ON INACTIVE LIST										W	20-17
11/24	Cardinals	P	0	0	0.0	0	0	0	0	0.0	0	0	W	16-6
12/01	at Jets		ON INACTIVE LIST										W	26-21
12/08	at Cardinals	P	0	0	0.0	0	0	0	0	0.0	0	0	W	30-18
12/15	Packers	P	0	0	0.0	0	0	0	0	0.0	0	0	L	13-30
12/22	Vikings	P	0	0	0.0	0	0	0	0	0.0	0	0	L	24-27
12/26	at Bears	P	0	0	0.0	0	0	0	0	0.0	0	0	W	6-3
01/05	at Rams	P	0	0	0.0	0	0	0	0	0.0	0	0	W	30-25
2024 TOTALS		**14-0**	**0**	**0**	**0.0**	**0**	**0**	**0**	**0**	**0.0**	**0**	**0**	**10-7**	

+ - Overtime

DAREKE YOUNG'S 2023 GXG REGULAR-SEASON STATISTICS (SEAHAWKS)

			RECEIVING					RUSHING						
DATE	OPPONENT	P/S	NO.	YDS.	AVG.	LG	TD	NO.	YDS.	AVG.	LG	TD	W/L	SCORE
09/10	Rams						INJURED RESERVE						L	13-30
09/17	at Lions						INJURED RESERVE						W	37-31+
09/24	Panthers						INJURED RESERVE						W	37-27
10/02	at Giants						INJURED RESERVE						W	24-3
10/15	at Bengals						INJURED RESERVE						L	13-17
10/22	Cardinals						INJURED RESERVE						W	20-10
10/29	Browns						INJURED RESERVE						W	24-20
11/05	at Ravens						INJURED RESERVE						L	3-37
11/12	Commanders	P	0	0	0.0	0	0	0	0	0.0	0	0	W	29-26
11/19	at Rams						ON INACTIVE LIST						L	16-17
11/23	49ers						ON INACTIVE LIST						L	13-31
11/30	at Cowboys						ON INACTIVE LIST						L	35-41
12/10	at 49ers	P	0	0	0.0	0	0	0	0	0.0	0	0	L	16-28
12/18	Eagles	P	0	0	0.0	0	0	0	0	0.0	0	0	W	20-17
12/24	at Titans	P	0	0	0.0	0	0	0	0	0.0	0	0	W	20-17
12/31	Steelers	P	0	0	0.0	0	0	0	0	0.0	0	0	L	23-30
01/07	at Cardinals	P	0	0	0.0	0	0	0	0	0.0	0	0	W	21-20
2023 TOTALS		**6-0**	**0**	**0**	**0.0**	**0**	**0**	**0**	**0**	**0.0**	**0**	**0**	**9-8**	

+ - Overtime

DAREKE YOUNG'S 2022 GXG REGULAR-SEASON STATISTICS (SEAHAWKS)

			RECEIVING					RUSHING						
DATE	OPPONENT	P/S	NO.	YDS.	AVG.	LG	TD	NO.	YDS.	AVG.	LG	TD	W/L	SCORE
09/12	Broncos	P	0	0	0.0	0	0	0	0	0.0	0	0	W	17-16
09/18	at 49ers						ON INACTIVE LIST						L	7-27
09/25	Falcons						ON INACTIVE LIST						L	23-27
10/02	at Lions						ON INACTIVE LIST						W	48-45
10/09	at Saints						ON INACTIVE LIST						L	32-39
10/16	Cardinals	P	0	0	0.0	0	0	0	0	0.0	0	0	W	19-9
10/23	at Chargers	P	0	0	0.0	0	0	0	0	0.0	0	0	W	37-23
10/30	Giants	P	0	0	0.0	0	0	0	0	0.0	0	0	W	27-13
11/06	at Cardinals	P	0	0	0.0	0	0	0	0	0.0	0	0	W	31-21
11/13	at Buccaneers	P	0	0	0.0	0	0	0	0	0.0	0	0	L	16-21
11/27	Raiders	P	0	0	0.0	0	0	0	0	0.0	0	0	L	34-40+
12/04	at Rams	P	0	0	0.0	0	0	0	0	0.0	0	0	W	27-23
12/11	Panthers	P	0	0	0.0	0	0	0	0	0.0	0	0	L	24-30
12/15	49ers	P	0	0	0.0	0	0	0	0	0.0	0	0	L	13-21
12/24	at Chiefs	P	0	0	0.0	0	0	0	0	0.0	0	0	L	10-24
01/01	Jets	P	0	0	0.0	0	0	0	0	0.0	0	0	W	23-6
01/08	Rams	P	2	24	12.0	12	0	0	0	0.0	0	0	W	19-16+
2022 TOTALS		**13-0**	**2**	**24**	**12.0**	**12**	**0**	**0**	**0**	**0.0**	**0**	**0**	**9-8**	

+ - Overtime

DAREKE YOUNG'S 2025 GXG POSTSEASON STATISTICS (SEAHAWKS)

			RECEIVING					RUSHING						
DATE	OPPONENT	P/S	NO.	YDS.	AVG.	LG	TD	NO.	YDS.	AVG.	LG	TD	W/L	SCORE
01/17	49ers	P	0	0	0.0	0	0	0	0	0.0	0	0	W	41-6
01/25	Rams	P	0	0	0.0	0	0	0	0	0.0	0	0	W	31-27
02/08	at Patriots	P	0	0	0.0	0	0	0	0	0.0	0	0	W	29-13
2025 TOTALS		**3-0**	**0**	**0**	**0.0**	**0**	**0**	**0**	**0**	**0.0**	**0**	**0**	**3-0**	

DAREKE YOUNG'S 2022 GXG POSTSEASON STATISTICS (SEAHAWKS)

			RECEIVING					RUSHING						
DATE	OPPONENT	P/S	NO.	YDS.	AVG.	LG	TD	NO.	YDS.	AVG.	LG	TD	W/L	SCORE
01/14	at 49ers	P	1	11	11.0	11	0	0	0	0.0	0	0	L	23-41
2022 TOTALS		**1-0**	**1**	**11**	**11.0**	**11**	**0**	**0**	**0**	**0.0**	**0**	**0**	**0-1**	



TRANSACTIONS: *Selected by Las Vegas Raiders in the third round (91st overall) of the 2026 NFL Draft, April 24, 2026.*

AT A GLANCE
- 2025 All-SEC First Team and 2024 All-SEC Third Team (OL). Also shared the Jacobs Blocking Trophy (Top SEC O-Lineman) with Alabama T Kadyn Proctor.
- Served as team captain in 2025 and started all 13 games, including 11 starts at left tackle, two starts at center and allowed just two sacks.
- Earned a 96.8 pass protection grade according to PFF, 5.2 points higher than the next closest offensive lineman prospect in the 2026 NFL Draft.

2026: (9/13) vs. Mia.: Saw action on special teams...**(9/20) at LAC:** Saw action on offense and special teams...**(9/27) vs. NO:** Was part of a unit that posted 340 total yards, including 113 yards rushing and 227 yards passing. 340 yards is also the most by the Raiders in a game since Week 4 of 2025 (357 vs. Chi.)...**(10/4) vs. KC:** Was part of a unit that recorded 437 total net yards, a season high for the offense and the most by the Raiders in a game since Week 17 of 2022 (500 vs. SF)...Finished with 365 total passing yards, the most in a game for the Raiders since Week 17 of 2022 (365 vs. SF)...Averaged 7.0 yards per pass play and are now averaging 6.7 yards per pass play in 2026, the ninth best mark in the NFL...Allowed zero sacks in the game, the second time this season allowing no sacks. They have now allowed five total sacks in 2026, tied for the second fewest in the NFL...The Raiders have a sack differential of +7 in 2026, the best mark in the NFL...**(10/11) at NE:** Inactive...**(10/18) vs. Buf.:** Was part of a unit that recorded 378 total yards of offense, including 313 net passing yards and 65 rushing yards...**(10/25) vs. LAR:** Was part of a unit that posted 308 total passing yards in the game, their third game this season with 300+ passing yards, tied for the second most of such games in the NFL this season, trailing only the Rams (4). The Raiders are averaging 269.0 passing yards per game in 2026, the fourth most in the NFL...**(11/1) at NYJ:** Was part of an offensive unit that finished with 333 total yards of offense, including 238 passing yards and 95 rushing yards...The Raiders offense set a new season-high with 38 points, their most points scored in a game since Week 15 of 2023 (63 points vs. Chargers, 12/14/2023...**(11/8) at SF:** Was part of an offensive line that allowed zero sacks in the game, the fourth game this season surrendering zero sacks, tied for the most of such games in the NFL in 2026 (San Francisco & Atlanta)...Zuhn got injured in the third quarter and did not return to the game...**(11/15) vs. Sea.:** Was part of an offensive unit that converted on 7-of-17 (41.2%) of third down attempts in the game and they have now converted on 43.4% of third downs in 2026, the sixth best mark in the NFL...**(11/22) at Den.:** Was part of an offensive unit that finished with 370 total yards of offense, including a season-high 143 rushing yards and 227 passing yards. The Raiders have posted 300+ yards of offense in eight games this season, tied for the fifth most of such games in the NFL. The Raiders have gained at least 300 net yards eight times in their first 11 games of the season for the first time since 2022 (11 games).

COLLEGE: Played five seasons (2021-25) at Texas A&M, seeing action in 54 total games over his collegiate career…Totaled 3,286 snaps, including 1,812 in pass protection and 1,474 as a run blocker over his career…**Fifth-Year Senior (2025):** Served as team captain and started all 13 games, including 11 starts at left tackle, two starts at center and allowed just two sacks…Earned a 96.8 pass protection grade according to PFF…Earned first-team All-SEC honors, was co-winner of the Jacobs Blocking Trophy, and allowed only 10 total pressures (2.0 sacks, 1 hit) over 776 snaps…**Junior (2024):** Started at left tackle in each game this season, while helping pave the way for an Aggie rushing attack that ranked 26th in the nation and second in the SEC with 195.5 yards per game...Played every offensive snap in the win at Florida as A&M rushed for 310 yards, marking the first time since 2012 Texas A&M has rushed for 300-plus yards in consecutive games...Earned SEC Offensive Lineman of the Week recognition after his efforts in the road win at The Swamp...**Sophomore (2023):** Started all 13 games at left tackle and was one of two offensive linemen to start each game…Protected the quarterback as a member of the offensive line that allowed 2.0 sacks-or-less in nine games…Received the Offensive Trenches Award at the annual team banquet…**Redshirt Freshman (2022):** Started at left tackle in all 11 games he played in...Earned the offense's Attitude and Most Improved awards at the annual team banquet…**Freshman (2021):** Appeared in four games.

PERSONAL: Attended Fossil Ridge High School in Fort Collins, Colo., where he was rated as a four-star prospect and a top-30 offensive tackle by 247 Sports, Rivals and ESPN…Was a two-sport athlete in high school that participated in track & field (shot put, discus) in addition to football.

TREY ZUHN III'S NFL REGULAR SEASON STATISTICS

DATE	TEAM	GP	GS
2026	Raiders	10	4
NFL TOTALS		**10**	**4**

TREY ZUHN III'S 2026 GXG REGULAR-SEASON STATISTICS (RAIDERS)

DATE	OPPONENT	P/S		W/L	SCORE
09/13	Dolphins	P		W	27-13
09/20	at Chargers	P		W	26-14
09/27	at Saints	P		W	35-27
10/04	Chiefs	P		L	27-30
10/11	at Patriots		ON INACTIVE LIST	L	17-45
10/18	Bills	P		L	30-33
10/25	Rams	P		L	21-35
11/01	at Jets	S		W	38-33
11/08	at 49ers	S		L	17-38
11/15	Seahawks	S		L	13-21
11/22	at Broncos	S		L	24-38
2026 TOTALS		**10-4**		**4-7**	

LAS

VEGAS

RAIDERS

GAME SUMMARIES

WEEKLY

RELEASE

2026

13

WEEK 1

Miami Dolphins 13, Las Vegas Raiders 27

62,541 Allegiant Stadium Sep 13, 2026

27

Miami Dolphins	0	6	7	0	— 13
Las Vegas Raiders	7	10	10	0	— 27

SCORING DRIVES

TEAM	QTR	TIME	SCORING PLAY	MIA	LV
Raiders	1	01:33	J.Bech 15 yd. pass from K.Cousins (M.Gay kick) (16-93, 8:58)	0	7
Raiders	2	10:22	M.Gay 47 yd. Field Goal (9-38, 3:46)	0	10
Dolphins	2	04:08	R.Patterson 41 yd. Field Goal (10-42, 6:14)	3	10
Raiders	2	01:07	A.Jeanty 13 yd. pass from K.Cousins (M.Gay kick) (7-54, 3:01)	3	17
Dolphins	2	00:00	R.Patterson 37 yd. Field Goal (6-51, 1:07)	6	17
Dolphins	3	12:44	M.Willis 14 yd. run (R.Patterson kick) (4-52, 1:45)	13	17
Raiders	3	09:58	A.Jeanty 13 yd. pass from K.Cousins (M.Gay kick) (5-50, 2:46)	13	24
Raiders	3	02:34	M.Gay 30 yd. Field Goal (13-54, 7:07)	13	27

MIAMI DOLPHINS

PASSING	ATT	CP	YDS	SK/YD	TD	LG	INT	RTG
Malik Willis	27	15	220	5/35	0	30	1	66.9
TOTAL	27	15	220	5/35	0	30	1	66.9

RUSHING	ATT	YDS	AVG	LG	TD
Malik Willis	6	39	6.5	14t	1
De'Von Achane	11	36	3.3	10	0
Jaylen Wright	1	-1	-1.0	-1	0
TOTAL	18	74	4.1	14T	1

RECEIVING	NO	YDS	AVG	LG	TD
Caleb Douglas	5	94	18.8	30	0
De'Von Achane	4	30	7.5	14	0
Malik Washington	3	53	17.7	30	0
Greg Dulcich	2	18	9.0	12	0
Chris Bell	1	25	25.0	25	0
TOTAL	15	220	14.7	30	0

PUNTING	NO	YDS	AVG	TB	I20	LG
Bradley Pinion	4	183	45.8	0	2	59
TOTAL	4	183	45.0	0	2	59

KICKOFF RETURNS	NO	YDS	AVG	LG	TD
Malik Washington	3	56	18.7	22	0
Jaylen Wright	2	106	53.0	79	0
TOTAL	5	162	32.4	79	0

PUNT RETURNS	NO	YDS	AVG	LG	TD
Malik Washington	1	17	17.0	17	0
TOTAL	1	17	17.0	17	0

TOP DEFENSE	TOT	SOLO	AST	SCK	YDS	INT
Jacob Rodriguez	14	5	9	0.0	0.0	0
Chris Johnson	11	5	6	0.0	0.0	0
Jordyn Brooks	9	6	3	0.0	0.0	0

FIELD GOALS	FGM/FGA	PERCENT	RESULTS
Riley Patterson	2-3	66.7	41G, 37G, 41WL
TOTAL	2-3	66.7	

SACKS

No Sacks

LAS VEGAS RAIDERS

PASSING	ATT	CP	YDS	SK/YD	TD	LG	INT	RTG
Kirk Cousins	30	21	160	0/0	3	21	2	88.2
TOTAL	30	21	160	0/0	3	21	2	88.2

RUSHING	ATT	YDS	AVG	LG	TD
Ashton Jeanty	23	102	4.4	15	0
Mike Washington Jr.	7	41	5.9	18	0
Connor Heyward	1	1	1.0	1	0
Kirk Cousins	5	-6	-1.2	3	0
Malik Benson	1	-8	-8.0	-8	0
TOTAL	37	130	3.5	18	0

RECEIVING	NO	YDS	AVG	LG	TD
Ashton Jeanty	6	45	7.5	13t	2
Michael Mayer	6	32	5.3	14	0
Jalen Nailor	3	27	9.0	12	0
Jack Bech	3	23	7.7	15t	1
Tre Tucker	2	27	13.5	21	0
Malik Benson	1	6	6.0	6	0
TOTAL	21	160	7.6	21	3

PUNTING	NO	YDS	AVG	TB	I20	LG
AJ Cole	3	190	63.3	1	1	72
TOTAL	3	190	63.0	1	1	72

KICKOFF RETURNS	NO	YDS	AVG	LG	TD
Dylan Laube	2	95	47.5	50	0
TOTAL	2	95	47.5	50	0

PUNT RETURNS	NO	YDS	AVG	LG	TD
Malik Benson	2	35	17.5	23	0
TOTAL	2	35	17.5	23	0

TOP DEFENSE	TOT	SOLO	AST	SCK	YDS	INT
Nakobe Dean	6	5	1	1.0	10.0	0
Kwity Paye	6	3	3	2.0	13.5	0
Quay Walker	6	2	4	0.0	0.0	0

FIELD GOALS	FGM/FGA	PERCENT	RESULTS
Matt Gay	2-2	100.0	47G, 30G
TOTAL	2-2	100.0	

SACKS

Kwity Paye [2.0/13.5], Nakobe Dean [1.0/10.0], Folorunso Fatukasi [0.5/3.5], Maxx Crosby [1.5/8.0]

Team Statistics	Dolphins	Raiders
First Downs	13	21
3rd-Down Eff. (Made/Att/Pct)	2/10/20%	5/13/38%
4th-Down Eff. (Made/Att/Pct)	0/1/0%	1/1/100%
Total Net Yards	259	290
Total Plays	50	67
Yards Per Play	5.2	4.3
Rushes/Net Yards	18/74	37/130
Net Passing	185	160
Pass Attempts/Completions	27/15	30/21
Had Intercepted	1	2
Sacked/Yards Lost	5/35	0/0
Punts/Average	4/45.8	3/63.3
Penalties/Yards	8/61	6/29
Fumbles/Lost	2/1	0/0
Possession Time	25:07	34:53



26

WEEK 2

Las Vegas Raiders 26, Los Angeles Chargers 14

71,567 SoFi Stadium Sep 20, 2026



14

Las Vegas Raiders	0	10	7	9	— 26
Los Angeles Chargers	0	7	7	0	— 14

SCORING DRIVES

TEAM	QTR	TIME	SCORING PLAY	LV	LAC
Raiders	2	11:51	T.Tucker 40 yd. pass from K.Cousins (M.Gay kick) (3-51, 1:22)	7	0
Chargers	2	05:26	O.Hampton 1 yd. run (C.Dicker kick) (10-69, 6:25)	7	7
Raiders	2	00:04	M.Gay 59 yd. Field Goal (6-43, 0:31)	10	7
Chargers	3	09:49	O.Gadsden 10 yd. pass from J.Herbert (C.Dicker kick) (7-74, 4:07)	10	14
Raiders	3	03:53	C.White 13 yd. pass from K.Cousins (M.Gay kick) (11-74, 5:56)	17	14
Raiders	4	02:59	C.White 11 yd. pass from K.Cousins (M.Gay kick) (3-16, 0:43)	24	14
Raiders	4	01:41	Penalty on J.Alt enforced in end zone for a Safety	26	14

LAS VEGAS RAIDERS

PASSING	ATT	CP	YDS	SK/YD	TD	LG	INT	RTG
Kirk Cousins	29	19	253	2/5	3	42	1	113.1
TOTAL	29	19	253	2/5	3	42	1	113.1

RUSHING	ATT	YDS	AVG	LG	TD
Ashton Jeanty	21	48	2.3	9	0
Mike Washington Jr.	3	7	2.3	3	0
Kirk Cousins	4	1	0.3	4	0
Connor Heyward	1	1	1.0	1	0
TOTAL	29	57	2.0	9	0

RECEIVING	NO	YDS	AVG	LG	TD
Tre Tucker	5	119	23.8	42	1
Ashton Jeanty	4	15	3.8	7	0
Michael Mayer	3	23	7.7	10	0
Jack Bech	2	25	12.5	20	0
Cody White	2	24	12.0	13t	2
Dareke Young	1	27	27.0	27	0
Ian Thomas	1	11	11.0	11	0
Jalen Nailor	1	9	9.0	9	0
TOTAL	19	253	13.3	42	3

PUNTING	NO	YDS	AVG	TB	I20	LG
AJ Cole	6	277	46.2	0	4	56
TOTAL	6	277	46.0	0	4	56

KICKOFF RETURNS	NO	YDS	AVG	LG	TD
Dylan Laube	2	35	17.5	21	0
TOTAL	2	35	17.5	21	0

PUNT RETURNS	NO	YDS	AVG	LG	TD
Malik Benson	1	16	16.0	16	0
TOTAL	1	16	16.0	16	0

TOP DEFENSE	TOT	SOLO	AST	SCK	YDS	INT
Quay Walker	10	5	5	0.0	0.0	0
Nakobe Dean	9	6	3	0.5	0.5	0
Hezekiah Masses	5	4	1	0.0	0.0	2

FIELD GOALS	FGM/FGA	PERCENT	RESULTS
Matt Gay	1-1	100.0	59G
TOTAL	1-1	100.0	

SACKS

Nakobe Dean [0.5/0.5], Eric Stokes [1.0/8.0], Malcolm Koonce [1.5/0.5]

LOS ANGELES CHARGERS

PASSING	ATT	CP	YDS	SK/YD	TD	LG	INT	RTG
Justin Herbert	27	15	192	3/9	1	53	2	59.5
TOTAL	27	15	192	3/9	1	53	2	59.5

RUSHING	ATT	YDS	AVG	LG	TD
Omarion Hampton	23	94	4.1	17	1
Keaton Mitchell	5	24	4.8	11	0
Quentin Johnston	1	7	7.0	7	0
Justin Herbert	3	2	0.7	2	0
TOTAL	32	127	4.0	17	1

RECEIVING	NO	YDS	AVG	LG	TD
Ladd McConkey	3	35	11.7	19	0
Charlie Kolar	3	21	7.0	8	0
Omarion Hampton	2	21	10.5	18	0
Oronde Gadsden	2	18	9.0	10t	1
Tre' Harris	1	53	53.0	53	0
Keaton Mitchell	1	15	15.0	15	0
Brenen Thompson	1	13	13.0	13	0
David Njoku	1	9	9.0	9	0
Quentin Johnston	1	7	7.0	7	0
TOTAL	15	192	12.8	53	1

PUNTING	NO	YDS	AVG	TB	I20	LG
JK Scott	5	258	51.6	0	2	57
TOTAL	5	258	51.0	0	2	57

KICKOFF RETURNS	NO	YDS	AVG	LG	TD
Keaton Mitchell	2	47	23.5	28	0
Kimani Vidal	1	26	26.0	26	0
TOTAL	3	73	24.3	28	0

PUNT RETURNS	NO	YDS	AVG	LG	TD
No Punt Returns					

TOP DEFENSE	TOT	SOLO	AST	SCK	YDS	INT
Del'Shawn Phillips	7	4	3	0.0	0.0	0
Derwin James Jr.	7	2	5	0.0	0.0	0
Tony Jefferson	6	3	3	0.0	0.0	0

FIELD GOALS	FGM/FGA	PERCENT	RESULTS
Cameron Dicker	0-1	0.0	58RU
TOTAL	0-1	0.0	

SACKS

Dalvin Tomlinson [0.5/0.5], Akheem Mesidor [0.5/0.5], Khalil Mack [1.0/4.0]

Team Statistics	Raiders	Chargers
First Downs	14	17
3rd-Down Eff. (Made/Att/Pct)	4/14/29%	5/14/36%
4th-Down Eff. (Made/Att/Pct)	1/2/50%	0/0/0%
Total Net Yards	305	310
Total Plays	60	62
Yards Per Play	5.1	5.0
Rushes/Net Yards	29/57	32/127
Net Passing	248	183
Pass Attempts/Completions	29/19	27/15
Had Intercepted	1	2
Sacked/Yards Lost	2/5	3/9
Punts/Average	6/46.2	5/51.6
Penalties/Yards	6/42	8/45
Fumbles/Lost	1/0	6/1
Possession Time	27:43	32:17



35

WEEK 3

Las Vegas Raiders 35, New Orleans Saints 27

70,006 Caesars Superdome Sep 27, 2026



27

Las Vegas Raiders	3	13	6	13	— 35
New Orleans Saints	6	7	14	0	— 27

SCORING DRIVES

TEAM	QTR	TIME	SCORING PLAY	LV	NO
Raiders	1	07:35	M.Gay 41 yd. Field Goal (12-53, 6:32)	3	0
Saints	1	00:50	J.Johnson 2 yd. pass from T.Shough (kick blocked) (13-79, 6:45)	3	6
Raiders	2	11:27	M.Gay 37 yd. Field Goal (9-42, 4:23)	6	6
Raiders	2	05:46	M.Mayer 3 yd. pass from K.Cousins (M.Gay kick) (8-53, 3:45)	13	6
Saints	2	01:54	N.Fant 3 yd. pass from T.Shough (D.Carlson kick) (10-72, 3:52)	13	13
Raiders	2	00:00	M.Gay 25 yd. Field Goal (11-58, 1:54)	16	13
Saints	3	06:40	J.Johnson 1 yd. pass from T.Shough (D.Carlson kick) (12-87, 6:50)	16	20
Saints	3	05:46	N.Fant 16 yd. pass from T.Shough (D.Carlson kick) (2-32, 0:47)	16	27
Raiders	3	03:20	M.Washington 36 yd. run (pass failed) (5-71, 2:26)	22	27
Raiders	4	09:21	C.White 4 yd. pass from K.Cousins (pass failed) (6-55, 3:34)	28	27
Raiders	4	06:22	B.Bowers 4 yd. pass from K.Cousins (M.Gay kick) (3-4, 1:26)	35	27

LAS VEGAS RAIDERS

PASSING	ATT	CP	YDS	SK/YD	TD	LG	INT	RTG
Kirk Cousins	33	22	248	3/21	3	22	0	119.3
TOTAL	**33**	**22**	**248**	**3/21**	**3**	**22**	**0**	**119.3**

RUSHING	ATT	YDS	AVG	LG	TD
Ashton Jeanty	19	56	2.9	12	0
Mike Washington Jr.	5	54	10.8	36t	1
Kirk Cousins	3	3	1.0	5	0
TOTAL	**27**	**113**	**4.2**	**36T**	**1**

RECEIVING	NO	YDS	AVG	LG	TD
Brock Bowers	10	116	11.6	20	1
Tre Tucker	4	43	10.8	15	0
Ashton Jeanty	3	37	12.3	22	0
Michael Mayer	3	32	10.7	18	1
Jalen Nailor	1	16	16.0	16	0
Cody White	1	4	4.0	4t	1
TOTAL	**22**	**248**	**11.3**	**22**	**3**

PUNTING	NO	YDS	AVG	TB	I20	LG
AJ Cole	3	147	49.0	0	1	62
TOTAL	**3**	**147**	**49.0**	**0**	**1**	**62**

KICKOFF RETURNS	NO	YDS	AVG	LG	TD
Dareke Young	2	55	27.5	32	0
Dylan Laube	1	28	28.0	28	0
TOTAL	**3**	**83**	**27.7**	**32**	**0**

PUNT RETURNS	NO	YDS	AVG	LG	TD
Malik Benson	1	13	13.0	13	0
TOTAL	**1**	**13**	**13.0**	**13**	**0**

TOP DEFENSE	TOT	SOLO	AST	SCK	YDS	INT
Nakobe Dean	12	11	1	0.0	0.0	0
Jeremy Chinn	8	7	1	1.0	12.0	0
Taron Johnson	8	7	1	0.0	0.0	0

FIELD GOALS	FGM/FGA	PERCENT	RESULTS
Matt Gay	3-3	100.0	41G, 37G, 25G
TOTAL	**3-3**	**100.0**	

SACKS

Jeremy Chinn [1.0/12.0], Malcolm Koonce [1.0/10.0]

NEW ORLEANS SAINTS

PASSING	ATT	CP	YDS	SK/YD	TD	LG	INT	RTG
Tyler Shough	42	29	255	2/22	4	22	1	106.7
TOTAL	**42**	**29**	**255**	**2/22**	**4**	**22**	**1**	**106.7**

RUSHING	ATT	YDS	AVG	LG	TD
Travis Etienne Jr.	13	57	4.4	16	0
Alvin Kamara	9	36	4.0	11	0
Tyler Shough	1	36	36.0	36	0
Kendre Miller	4	14	3.5	5	0
C.J. Donaldson	1	5	5.0	5	0
TOTAL	**28**	**148**	**5.3**	**36**	**0**

RECEIVING	NO	YDS	AVG	LG	TD
Chris Olave	9	107	11.9	19	0
Juwan Johnson	8	53	6.6	22	2
Noah Fant	4	33	8.3	16t	2
Devaughn Vele	3	39	13.0	17	0
Travis Etienne Jr.	2	13	6.5	7	0
Kendre Miller	2	5	2.5	4	0
Alvin Kamara	1	5	5.0	5	0
TOTAL	**29**	**255**	**8.8**	**22**	**4**

PUNTING	NO	YDS	AVG	TB	I20	LG
Ryan Wright	3	132	44.0	0	1	47
TOTAL	**3**	**132**	**44.0**	**0**	**1**	**47**

KICKOFF RETURNS	NO	YDS	AVG	LG	TD
Jayden Price	4	83	20.8	22	0
Jalen Cropper	1	22	22.0	22	0
Kendre Miller	1	18	18.0	18	0
TOTAL	**6**	**123**	**20.5**	**22**	**0**

PUNT RETURNS	NO	YDS	AVG	LG	TD
Jayden Price	1	11	11.0	11	0
TOTAL	**1**	**11**	**11.0**	**11**	**0**

TOP DEFENSE	TOT	SOLO	AST	SCK	YDS	INT
Kaden Elliss	9	4	5	0.0	0.0	0
Danny Stutsman	7	4	3	0.0	0.0	0
Jonas Sanker	7	3	4	0.0	0.0	0

FIELD GOALS	FGM/FGA	PERCENT	RESULTS
Daniel Carlson	0-0	0	
TOTAL	**0-0**	**0.0**	

SACKS

Khristian Boyd [1.0/9.0], Chase Young [2.0/12.0]

Team Statistics	Raiders	Saints
First Downs	24	27
3rd-Down Eff. (Made/Att/Pct)	7/12/58%	9/15/60%
4th-Down Eff. (Made/Att/Pct)	0/0/0%	0/1/0%
Total Net Yards	340	381
Total Plays	63	72
Yards Per Play	5.4	5.3
Rushes/Net Yards	27/113	28/148
Net Passing	227	233
Pass Attempts/Completions	33/22	42/29
Had Intercepted	0	1
Sacked/Yards Lost	3/21	2/22
Punts/Average	3/49.0	3/44.0
Penalties/Yards	5/19	8/36
Fumbles/Lost	3/1	4/3
Possession Time	27:32	32:28



30

WEEK 4

Kansas City Chiefs 30, Las Vegas Raiders 27

62,593 Allegiant Stadium Oct 4, 2026



27

Kansas City Chiefs	7	3	0	20	— 30
Las Vegas Raiders	7	6	0	14	— 27

SCORING DRIVES

TEAM	QTR	TIME	SCORING PLAY	KC	LV
Raiders	1	08:10	I.Thomas 27 yd. pass from K.Cousins (M.Gay kick) (4-50, 2:16)	0	7
Chiefs	1	02:23	T.Thornton 2 yd. pass from P.Mahomes (H.Butker kick) (10-69, 5:47)	7	7
Raiders	2	03:19	M.Gay 32 yd. Field Goal (15-75, 8:00)	7	10
Chiefs	2	01:22	H.Butker 28 yd. Field Goal (10-70, 1:57)	10	10
Raiders	2	00:00	M.Gay 48 yd. Field Goal (8-41, 1:22)	10	13
Chiefs	4	14:50	T.Thornton 8 yd. pass from P.Mahomes (H.Butker kick) (3-84, 0:40)	17	13
Raiders	4	11:12	M.Gay 44 yd. Field Goal (7-19, 3:38)	17	16
Raiders	4	04:53	M.Gay 48 yd. Field Goal (8-60, 4:43)	17	19
Chiefs	4	03:21	K.Walker 2 yd. run (pass failed) (4-65, 1:32)	23	19
Chiefs	4	03:02	K.Walker 22 yd. run (H.Butker kick) (1-22, 0:08)	30	19
Raiders	4	01:46	B.Bowers 20 yd. pass from K.Cousins (K.Cousins-C.White pass) (5-65, 1:16)	30	27

KANSAS CITY CHIEFS

PASSING	ATT	CP	YDS	SK/YD	TD	LG	INT	RTG
Patrick Mahomes	30	15	225	2/15	2	55	0	97.2
TOTAL	30	15	225	2/15	2	55	0	97.2

RUSHING	ATT	YDS	AVG	LG	TD
Kenneth Walker	22	177	8.0	76	2
Matt Araiza	1	12	12.0	12	0
Patrick Mahomes	2	0	0.0	1	0
Khyiris Tonga	1	0	0.0	0	0
TOTAL	26	189	7.3	76	2

RECEIVING	NO	YDS	AVG	LG	TD
Tyquan Thornton	5	111	22.2	55	2
Xavier Worthy	4	70	17.5	41	0
Noah Gray	2	17	8.5	11	0
Travis Kelce	2	15	7.5	10	0
Emmett Johnson	1	10	10.0	10	0
Kenneth Walker	1	2	2.0	2	0
TOTAL	15	225	15.0	55	2

PUNTING	NO	YDS	AVG	TB	I20	LG
Matt Araiza	5	238	47.6	0	5	59
TOTAL	5	238	47.0	0	5	59

KICKOFF RETURNS	NO	YDS	AVG	LG	TD
Emmett Johnson	2	49	24.5	25	0
Nikko Remigio	2	38	19.0	27	0
TOTAL	4	87	21.8	27	0

PUNT RETURNS	NO	YDS	AVG	LG	TD
Nikko Remigio	2	27	13.5	27	0
TOTAL	2	27	13.5	27	0

TOP DEFENSE	TOT	SOLO	AST	SCK	YDS	INT
Mansoor Delane	10	7	3	0.0	0.0	0
Nick Bolton	9	4	5	0.0	0.0	0
Drue Tranquill	7	5	2	0.0	0.0	0

FIELD GOALS	FGM/FGA	PERCENT	RESULTS
Harrison Butker	1-1	100.0	28G
TOTAL	1-1	100.0	

SACKS

No Sacks

LAS VEGAS RAIDERS

PASSING	ATT	CP	YDS	SK/YD	TD	LG	INT	RTG
Kirk Cousins	52	31	365	0/0	2	28	1	85.8
TOTAL	52	31	365	0/0	2	28	1	85.8

RUSHING	ATT	YDS	AVG	LG	TD
Ashton Jeanty	15	58	3.9	19	0
Mike Washington Jr.	9	18	2.0	11	0
Connor Heyward	2	-4	-2.0	1	0
TOTAL	26	72	2.8	19	0

RECEIVING	NO	YDS	AVG	LG	TD
Michael Mayer	8	82	10.3	17	0
Brock Bowers	6	86	14.3	21	1
Ashton Jeanty	6	68	11.3	28	0
Tre Tucker	4	44	11.0	23	0
Cody White	2	36	18.0	27	0
Ian Thomas	2	32	16.0	27t	1
Connor Heyward	1	9	9.0	9	0
Dareke Young	1	9	9.0	9	0
Mike Washington Jr.	1	-1	-1.0	-1	0
TOTAL	31	365	11.8	28	2

PUNTING	NO	YDS	AVG	TB	I20	LG
AJ Cole	3	142	47.3	0	1	50
TOTAL	3	142	47.0	0	1	50

KICKOFF RETURNS	NO	YDS	AVG	LG	TD
Dareke Young	3	72	24.0	30	0
Dylan Laube	2	76	38.0	53	0
TOTAL	5	148	29.6	53	0

PUNT RETURNS	NO	YDS	AVG	LG	TD
Malik Benson	1	4	4.0	4	0
TOTAL	1	4	4.0	4	0

TOP DEFENSE	TOT	SOLO	AST	SCK	YDS	INT
Hezekiah Masses	7	3	4	0.0	0.0	0
Quay Walker	6	4	2	1.0	7.0	0
Jeremy Chinn	5	3	2	0.0	0.0	0

FIELD GOALS	FGM/FGA	PERCENT	RESULTS
Matt Gay	4-4	100.0	32G, 48G, 44G, 48G
TOTAL	4-4	100.0	

SACKS

Quay Walker [1.0/7.0], Adam Butler [0.5/4.0], Maxx Crosby [0.5/4.0]

Team Statistics	Chiefs	Raiders
First Downs	18	28
3rd-Down Eff. (Made/Att/Pct)	5/13/38%	5/14/36%
4th-Down Eff. (Made/Att/Pct)	1/2/50%	2/3/67%
Total Net Yards	399	437
Total Plays	58	78
Yards Per Play	6.9	5.6
Rushes/Net Yards	26/189	26/72
Net Passing	210	365
Pass Attempts/Completions	30/15	52/31
Had Intercepted	0	1
Sacked/Yards Lost	2/15	0/0
Punts/Average	5/47.6	3/47.3
Penalties/Yards	8/59	6/30
Fumbles/Lost	1/0	1/1
Possession Time	24:18	35:42



17

WEEK 5

Las Vegas Raiders 17, New England Patriots 45

64,628 Gillette Stadium Oct 11, 2026



45

Las Vegas Raiders	7	0	3	7	— 17
New England Patriots	14	7	14	10	— 45

SCORING DRIVES

TEAM	QTR	TIME	SCORING PLAY	LV	NE
Patriots	1	11:23	D.Douglas 35 yd. pass from D.Maye (A.Borregales kick) (5-79, 2:33)	0	7
Raiders	1	08:19	B.Bowers 13 yd. pass from K.Cousins (M.Gay kick) (6-80, 3:04)	7	7
Patriots	1	01:30	R.Stevenson 5 yd. run (A.Borregales kick) (11-84, 6:49)	7	14
Patriots	2	00:24	H.Henry 11 yd. pass from D.Maye (A.Borregales kick) (5-61, 1:28)	7	21
Patriots	3	12:58	K.Williams 34 yd. pass from D.Maye (A.Borregales kick) (4-68, 2:02)	7	28
Raiders	3	08:30	M.Gay 46 yd. Field Goal (5-24, 1:18)	10	28
Patriots	3	03:10	D.Maye 3 yd. run (A.Borregales kick) (9-71, 5:20)	10	34
Patriots	4	14:12	A.Borregales 28 yd. Field Goal (7-57, 2:43)	10	37
Raiders	4	10:49	D.Laube 2 yd. run (M.Gay kick) (8-74, 3:23)	17	37
Patriots	4	06:06	D.Douglas 8 yd. pass from D.Maye (A.Borregales kick) (8-44, 4:43)	17	44

LAS VEGAS RAIDERS

PASSING	ATT	CP	YDS	SK/YD	TD	LG	INT	RTG
Kirk Cousins	28	19	243	3/23	1	31	0	106.7
Fernando Mendoza	8	6	48	0/0	0	16	0	89.6
TOTAL	**36**	**25**	**291**	**3/23**	**1**	**31**	**0**	**102.9**

RUSHING	ATT	YDS	AVG	LG	TD
Ashton Jeanty	10	27	2.7	4	0
Dylan Laube	4	9	2.3	5	1
Mike Washington Jr.	1	5	5.0	5	0
Fernando Mendoza	1	3	3.0	3	0
Tre Tucker	2	-6	-3.0	5	0
TOTAL	**18**	**38**	**2.1**	**5**	**1**

RECEIVING	NO	YDS	AVG	LG	TD
Brock Bowers	8	110	13.8	27	1
Tre Tucker	4	41	10.3	16	0
Ashton Jeanty	3	50	16.7	31	0
Dylan Laube	3	16	5.3	7	0
Cody White	2	44	22.0	28	0
Ian Thomas	1	9	9.0	9	0
Deven Thompkins	1	8	8.0	8	0
Malik Benson	1	6	6.0	6	0
Mike Washington Jr.	1	5	5.0	5	0
Michael Mayer	1	2	2.0	2	0
TOTAL	**25**	**291**	**11.6**	**31**	**1**

PUNTING	NO	YDS	AVG	TB	I20	LG
AJ Cole	4	192	48.0	1	0	59
TOTAL	**4**	**192**	**48.0**	**1**	**0**	**59**

KICKOFF RETURNS	NO	YDS	AVG	LG	TD
Deven Thompkins	3	80	26.7	32	0
Dylan Laube	3	69	23.0	25	0
TOTAL	**6**	**149**	**24.8**	**32**	**0**

PUNT RETURNS	NO	YDS	AVG	LG	TD
Deven Thompkins	1	18	18.0	18	0
TOTAL	**1**	**18**	**18.0**	**18**	**0**

TOP DEFENSE	TOT	SOLO	AST	SCK	YDS	INT
Nakobe Dean	12	5	7	0.0	0.0	0
Jeremy Chinn	7	6	1	0.0	0.0	0
Darien Porter	7	5	2	0.0	0.0	0

FIELD GOALS	FGM/FGA	PERCENT	RESULTS
Matt Gay	1-2	50.0	49LU, 46G
TOTAL	**1-2**	**50.0**	

SACKS

Jonah Laulu [0.5/1.5], Malcolm Koonce [0.5/1.5]

NEW ENGLAND PATRIOTS

PASSING	ATT	CP	YDS	SK/YD	TD	LG	INT	RTG
Drake Maye	34	26	374	1/3	4	49	0	150.9
TOTAL	**34**	**26**	**374**	**1/3**	**4**	**49**	**0**	**150.9**

RUSHING	ATT	YDS	AVG	LG	TD
Rhamondre Stevenson	13	64	4.9	20	1
Corey Kiner	6	52	8.7	32	0
Drake Maye	7	25	3.6	10	1
TreVeyon Henderson	4	22	5.5	11	0
Efton Chism III	1	2	2.0	2	0
TOTAL	**31**	**165**	**5.3**	**32**	**2**

RECEIVING	NO	YDS	AVG	LG	TD
Efton Chism III	5	57	11.4	17	0
Eli Raridon	5	57	11.4	31	0
DeMario Douglas	4	65	16.3	35t	2
Kyle Williams	3	91	30.3	49	1
Hunter Henry	3	44	14.7	26	1
Rhamondre Stevenson	3	21	7.0	14	0
Romeo Doubs	1	16	16.0	16	0
TreVeyon Henderson	1	16	16.0	12	0
Corey Kiner	1	7	7.0	7	0
TOTAL	**26**	**374**	**14.4**	**49**	**4**

PUNTING	NO	YDS	AVG	TB	I20	LG
Mitch Wishnowsky	2	81	40.5	0	1	54
TOTAL	**2**	**81**	**40.0**	**0**	**1**	**54**

KICKOFF RETURNS	NO	YDS	AVG	LG	TD
Kyle Williams	3	71	23.7	27	0
TOTAL	**3**	**71**	**23.7**	**27**	**0**

PUNT RETURNS	NO	YDS	AVG	LG	TD
Marcus Jones	2	29	14.5	15	0
TOTAL	**2**	**29**	**14.5**	**15**	**0**

TOP DEFENSE	TOT	SOLO	AST	SCK	YDS	INT
Christian Elliss	7	3	4	0.0	0.0	0
Elijah Ponder	6	4	2	2.0	15.0	0
Robert Spillane	5	1	4	0.0	0.0	0

FIELD GOALS	FGM/FGA	PERCENT	RESULTS
Andy Borregales	1-1	100.0	28G
TOTAL	**1-1**	**100.0**	

SACKS

Elijah Ponder [2.0/15.0], Leonard Taylor III [1.0/8.0]

Team Statistics	Raiders	Patriots
First Downs	16	29
3rd-Down Eff. (Made/Att/Pct)	5/13/38%	6/12/50%
4th-Down Eff. (Made/Att/Pct)	0/2/0%	2/2/100%
Total Net Yards	306	536
Total Plays	57	66
Yards Per Play	5.4	8.1
Rushes/Net Yards	18/38	31/165
Net Passing	268	371
Pass Attempts/Completions	36/25	34/26
Had Intercepted	0	0
Sacked/Yards Lost	3/23	1/3
Punts/Average	4/48.0	2/40.5
Penalties/Yards	8/101	12/116
Fumbles/Lost	2/1	1/1
Possession Time	25:33	34:27



33

WEEK 6

Buffalo Bills 33, Las Vegas Raiders 30

62,618 Allegiant Stadium Oct 18, 2026



30

Buffalo Bills	**3**	**10**	**10**	**10**	**— 33**
Las Vegas Raiders	**7**	**6**	**0**	**17**	**— 30**

SCORING DRIVES

TEAM	QTR	TIME	SCORING PLAY	BUF	LV
Bills	1	10:12	T.Bass 44 yd. Field Goal (9-30, 4:48)	3	0
Raiders	1	04:27	A.Jeanty 1 yd. run (M.Gay kick) (9-70, 5:45)	3	7
Bills	2	14:45	T.Bass 28 yd. Field Goal (10-58, 4:42)	6	7
Bills	2	07:13	K.Shakir 9 yd. pass from J.Allen (T.Bass kick) (9-85, 5:48)	13	7
Raiders	2	02:14	M.Gay 35 yd. Field Goal (10-57, 4:59)	13	10
Raiders	2	00:00	M.Gay 27 yd. Field Goal (8-58, 1:40)	13	13
Bills	3	09:45	T.Bass 47 yd. Field Goal (9-37, 4:40)	16	13
Bills	3	06:22	K.Coleman 12 yd. pass from J.Allen (T.Bass kick) (6-32, 2:32)	23	13
Raiders	4	13:32	M.Gay 23 yd. Field Goal (15-70, 7:50)	23	16
Raiders	4	08:07	T.Tucker 11 yd. pass from K.Cousins (M.Gay kick) (9-91, 3:49)	23	23
Bills	4	04:43	J.Cook 3 yd. run (T.Bass kick) (7-66, 3:24)	30	23
Bills	4	01:56	T.Bass 38 yd. Field Goal (8-29, 2:12)	33	23
Raiders	4	01:32	T.Tucker 44 yd. pass from K.Cousins (M.Gay kick) (2-66, 0:24)	33	30

BUFFALO BILLS

PASSING	ATT	CP	YDS	SK/YD	TD	LG	INT	RTG
Josh Allen	33	23	255	2/13	2	37	0	112.6
TOTAL	**33**	**23**	**255**	**2/13**	**2**	**37**	**0**	**112.6**

RUSHING	ATT	YDS	AVG	LG	TD
James Cook III	22	95	4.3	13	1
Ray Davis	1	4	4.0	4	0
Ty Johnson	1	3	3.0	3	0
Josh Allen	5	1	0.2	2	0
TOTAL	**29**	**103**	**3.6**	**13**	**1**

RECEIVING	NO	YDS	AVG	LG	TD
Dalton Kincaid	7	38	5.4	14	0
Keon Coleman	4	59	14.8	21	1
Khalil Shakir	4	34	8.5	16	1
James Cook III	3	58	19.3	26	0
Ty Johnson	2	24	12.0	14	0
Joshua Palmer	1	37	37.0	37	0
Ray Davis	1	5	5.0	5	0
Dawson Knox	1	0	0.0	0	0
TOTAL	**23**	**255**	**11.1**	**37**	**2**

PUNTING	NO	YDS	AVG	TB	I20	LG
Tommy Doman Jr.	2	95	47.5	0	1	51
TOTAL	**2**	**95**	**47.0**	**0**	**1**	**51**

KICKOFF RETURNS	NO	YDS	AVG	LG	TD
Ray Davis	3	85	28.3	40	0
Greg Dortch	2	47	23.5	27	0
TOTAL	**5**	**132**	**26.4**	**40**	**0**

PUNT RETURNS	NO	YDS	AVG	LG	TD
Greg Dortch	3	37	12.3	22	0
TOTAL	**3**	**37**	**12.3**	**22**	**0**

TOP DEFENSE	TOT	SOLO	AST	SCK	YDS	INT
Terrel Bernard	9	5	4	0.0	0.0	0
Cole Bishop	7	3	4	0.0	0.0	0
Damar Hamlin	5	3	2	0.0	0.0	0

FIELD GOALS	FGM/FGA	PERCENT	RESULTS
Tyler Bass	4-4	100.0	44G, 28G, 47G, 38G
TOTAL	**4-4**	**100.0**	

SACKS

No Sacks

LAS VEGAS RAIDERS

PASSING	ATT	CP	YDS	SK/YD	TD	LG	INT	RTG
Kirk Cousins	41	23	313	0/0	2	44t	1	86.7
TOTAL	**41**	**23**	**313**	**0/0**	**2**	**44T**	**1**	**86.7**

RUSHING	ATT	YDS	AVG	LG	TD
Mike Washington Jr.	9	43	4.8	18	0
Ashton Jeanty	10	22	2.2	8	1
Dylan Laube	1	0	0.0	0	0
TOTAL	**20**	**65**	**3.3**	**18**	**1**

RECEIVING	NO	YDS	AVG	LG	TD
Michael Mayer	7	95	13.6	28	0
Tre Tucker	5	97	19.4	44t	2
Brock Bowers	4	70	17.5	29	0
Ashton Jeanty	4	36	9.0	15	0
Jalen Nailor	1	9	9.0	9	0
Mike Washington Jr.	1	7	7.0	7	0
Dylan Laube	1	-1	-1.0	-1	0
TOTAL	**23**	**313**	**13.6**	**44T**	**2**

PUNTING	NO	YDS	AVG	TB	I20	LG
AJ Cole	3	166	55.3	0	1	57
TOTAL	**3**	**166**	**55.0**	**0**	**1**	**57**

KICKOFF RETURNS	NO	YDS	AVG	LG	TD
Dareke Young	6	150	25.0	27	0
Dylan Laube	2	54	27.0	29	0
TOTAL	**8**	**204**	**25.5**	**29**	**0**

PUNT RETURNS	NO	YDS	AVG	LG	TD
No Punt Returns					

TOP DEFENSE	TOT	SOLO	AST	SCK	YDS	INT
Nakobe Dean	12	3	9	0.0	0.0	0
Jeremy Chinn	10	9	1	0.0	0.0	0
Treydan Stukes	9	5	4	0.0	0.0	0

FIELD GOALS	FGM/FGA	PERCENT	RESULTS
Matt Gay	3-3	100.0	35G, 27G, 23G
TOTAL	**3-3**	**100.0**	

SACKS

Quay Walker [1.0/5.0], Kwity Paye [1.0/8.0]

Team Statistics	Bills	Raiders
First Downs	23	25
3rd-Down Eff. (Made/Att/Pct)	4/11/36%	7/12/58%
4th-Down Eff. (Made/Att/Pct)	0/0/0%	0/0/0%
Total Net Yards	345	378
Total Plays	64	61
Yards Per Play	5.4	6.2
Rushes/Net Yards	29/103	20/65
Net Passing	242	313
Pass Attempts/Completions	33/23	41/23
Had Intercepted	0	1
Sacked/Yards Lost	2/13	0/0
Punts/Average	2/47.5	3/55.3
Penalties/Yards	8/77	7/62
Fumbles/Lost	0/0	0/0
Possession Time	31:48	28:12



35

WEEK 7

Los Angeles Rams 35, Las Vegas Raiders 21

62,550 | Allegiant Stadium | Oct 25, 2026



21

Los Angeles Rams	7	21	0	7	—	35
Las Vegas Raiders	3	3	0	15	—	21

SCORING DRIVES

TEAM	QTR	TIME	SCORING PLAY	LAR	LV
Rams	1	06:25	D.Allen 3 yd. pass from M.Stafford (B.McManus kick) (8-59, 4:23)	7	0
Raiders	1	00:51	M.Gay 30 yd. Field Goal (9-38, 5:34)	7	3
Rams	2	10:01	D.Allen 5 yd. pass from M.Stafford (B.McManus kick) (12-80, 5:50)	14	3
Rams	2	04:15	P.Nacua 11 yd. pass from M.Stafford (B.McManus kick) (7-81, 4:14)	21	3
Rams	2	01:19	K.Williams 17 yd. run (B.McManus kick) (6-52, 0:37)	28	3
Raiders	2	00:00	M.Gay 27 yd. Field Goal (8-55, 1:19)	28	6
Raiders	4	14:51	T.Tucker 37 yd. pass from K.Cousins (pass failed) (6-91, 2:35)	28	12
Raiders	4	13:12	A.Jeanty 15 yd. pass from K.Cousins (pass failed) (4-34, 1:27)	28	18
Rams	4	06:34	B.Corum 4 yd. run (B.McManus kick) (12-70, 6:38)	35	18
Raiders	4	04:11	M.Gay 36 yd. Field Goal (10-47, 2:23)	35	21

LOS ANGELES RAMS

PASSING	ATT	CP	YDS	SK/YD	TD	LG	INT	RTG
Matthew Stafford	29	23	195	1/8	3	15	1	114.8
TOTAL	29	23	195	1/8	3	15	1	114.8

RUSHING	ATT	YDS	AVG	LG	TD
Kyren Williams	16	99	6.2	17t	1
Blake Corum	17	93	5.5	17	1
Puka Nacua	2	10	5.0	7	0
Matthew Stafford	3	-3	-1.0	-1	0
TOTAL	38	199	5.2	17T	2

RECEIVING	NO	YDS	AVG	LG	TD
Puka Nacua	8	68	8.5	13	1
Colby Parkinson	5	48	9.6	15	0
Davis Allen	4	20	5.0	6	2
Kyren Williams	2	22	11.0	14	0
Tyler Higbee	2	14	7.0	15	0
Konata Mumpfield	1	15	15.0	15	0
Blake Corum	1	8	8.0	8	0
TOTAL	23	195	8.5	15	3

PUNTING	NO	YDS	AVG	TB	I20	LG
Ethan Evans	3	164	54.7	0	1	64
TOTAL	3	164	54.0	0	1	64

KICKOFF RETURNS	NO	YDS	AVG	LG	TD
Jordan Whittington	2	54	27.0	31	0
Alex Bachman	1	19	19.0	19	0
TOTAL	3	73	24.3	31	0

PUNT RETURNS	NO	YDS	AVG	LG	TD
Alex Bachman	1	5	5.0	5	0
TOTAL	1	5	5.0	5	0

TOP DEFENSE	TOT	SOLO	AST	SCK	YDS	INT
Josh Wallace	6	3	3	0.0	0.0	0
Byron Young	6	2	4	1.0	0.0	0
Omar Speights	5	4	1	0.0	0.0	0

FIELD GOALS	FGM/FGA	PERCENT	RESULTS
Brandon McManus	0-0	0	(0)
TOTAL	0-0	0.0	

SACKS

Byron Young [1.0/0.0], Braden Fiske [1.0/6.0]

LAS VEGAS RAIDERS

PASSING	ATT	CP	YDS	SK/YD	TD	LG	INT	RTG
Kirk Cousins	44	26	295	2/6	2	41	0	94.4
AJ Cole	1	1	13	0/0	0	13	0	118.8
TOTAL	45	27	308	2/6	2	41	0	95.4

RUSHING	ATT	YDS	AVG	LG	TD
Mike Washington Jr.	6	27	4.5	21	0
Ashton Jeanty	8	15	1.9	8	0
Kirk Cousins	3	6	2.0	2	0
TOTAL	17	48	2.8	21	0

RECEIVING	NO	YDS	AVG	LG	TD
Ashton Jeanty	8	61	7.6	22	1
Brock Bowers	6	73	12.2	18	0
Tre Tucker	5	103	20.6	41	1
Michael Mayer	3	32	10.7	13	0
Jalen Nailor	2	14	7.0	7	0
Connor Heyward	1	13	13.0	13	0
Ian Thomas	1	8	8.0	8	0
Cody White	1	4	4.0	4	0
TOTAL	27	308	11.4	41	2

PUNTING	NO	YDS	AVG	TB	I20	LG
AJ Cole	2	112	56.0	1	1	61
TOTAL	2	112	56.0	1	1	61

KICKOFF RETURNS	NO	YDS	AVG	LG	TD
Dylan Laube	2	78	39.0	42	0
TOTAL	2	78	39.0	42	0

PUNT RETURNS	NO	YDS	AVG	LG	TD
Malik Benson	2	26	13.0	14	0
TOTAL	2	26	13.0	14	0

TOP DEFENSE	TOT	SOLO	AST	SCK	YDS	INT
Quay Walker	12	6	6	0.0	0.0	0
Nakobe Dean	12	3	9	0.0	0.0	1
Darien Porter	7	6	1	0.0	0.0	0

FIELD GOALS	FGM/FGA	PERCENT	RESULTS
Matt Gay	3-4	75.0	51WL, 30G, 27G, 36G
TOTAL	3-4	75.0	

SACKS

Tonka Hemingway [1.0/8.0]

Team Statistics	Rams	Raiders
First Downs	28	18
3rd-Down Eff. (Made/Att/Pct)	5/10/50%	3/14/21%
4th-Down Eff. (Made/Att/Pct)	0/0/0%	2/5/40%
Total Net Yards	386	350
Total Plays	68	64
Yards Per Play	5.7	5.5
Rushes/Net Yards	38/199	17/48
Net Passing	187	302
Pass Attempts/Completions	29/23	45/27
Had Intercepted	1	0
Sacked/Yards Lost	1/8	2/6
Punts/Average	3/54.7	2/56.0
Penalties/Yards	7/90	6/64
Fumbles/Lost	1/1	0/0
Possession Time	34:14	25:46



38

WEEK 8

Las Vegas Raiders 38, New York Jets 33

70,080 MetLife Stadium Nov 1, 2026



33

Las Vegas Raiders	**7**	**7**	**14**	**10**	**—**	**38**
New York Jets	**6**	**17**	**7**	**3**	**—**	**33**

SCORING DRIVES

TEAM	QTR	TIME	SCORING PLAY	LV	NYJ
Jets	1	12:50	J.Sanders 21 yd. Field Goal (7-62, 2:10)	0	3
Raiders	1	07:23	B.Bowers 12 yd. pass from K.Cousins (M.Gay kick) (10-60, 5:27)	7	3
Jets	1	02:13	J.Sanders 36 yd. Field Goal (12-48, 5:10)	7	6
Jets	2	10:56	I.Williams 18 yd. pass from G.Smith (J.Sanders kick) (8-70, 3:51)	7	13
Raiders	2	10:44	D.Laube 95 yd. kickoff return (M.Gay kick) (0-0, 0:12)	14	13
Jets	2	06:18	A.Mitchell 12 yd. pass from G.Smith (J.Sanders kick) (8-65, 4:26)	14	20
Jets	2	00:09	J.Sanders 39 yd. Field Goal (9-33, 3:40)	14	23
Raiders	3	09:59	B.Bowers 2 yd. pass from K.Cousins (M.Gay kick) (10-65, 5:01)	21	23
Jets	3	08:20	B.Allen 21 yd. run (J.Sanders kick) (3-58, 1:39)	21	30
Raiders	3	04:14	K.Cousins 1 yd. run (M.Gay kick) (10-65, 4:06)	28	30
Raiders	4	11:33	J.Nailor 2 yd. pass from K.Cousins (M.Gay kick) (9-84, 5:00)	35	30
Jets	4	04:31	J.Sanders 31 yd. Field Goal (9-68, 4:38)	35	33
Raiders	4	00:27	M.Gay 53 yd. Field Goal (9-30, 4:04)	38	33

LAS VEGAS RAIDERS

PASSING	ATT	CP	YDS	SK/YD	TD	LG	INT	RTG
Kirk Cousins	26	19	247	1/9	3	45	0	141.0
TOTAL	**26**	**19**	**247**	**1/9**	**3**	**45**	**0**	**141.0**

RUSHING	ATT	YDS	AVG	LG	TD
Mike Washington Jr.	25	83	3.3	15	0
Ashton Jeanty	2	9	4.5	8	0
Kirk Cousins	5	3	0.6	3	1
Connor Heyward	1	0	0.0	0	0
TOTAL	**33**	**95**	**2.9**	**15**	**1**

RECEIVING	NO	YDS	AVG	LG	TD
Brock Bowers	7	92	13.1	27	2
Michael Mayer	5	53	10.6	19	0
Jalen Nailor	4	38	9.5	12	1
Ashton Jeanty	3	64	21.3	45	0
TOTAL	**19**	**247**	**13.0**	**45**	**3**

PUNTING	NO	YDS	AVG	TB	I20	LG
AJ Cole	2	107	53.5	0	1	57
TOTAL	**2**	**107**	**53.0**	**0**	**1**	**57**

KICKOFF RETURNS	NO	YDS	AVG	LG	TD
Dylan Laube	3	144	48.0	95	1
TOTAL	**3**	**144**	**48.0**	**95**	**1**

PUNT RETURNS	NO	YDS	AVG	LG	TD
No Punt Returns					

TOP DEFENSE	TOT	SOLO	AST	SCK	YDS	INT
Nakobe Dean	12	2	10	0.0	0.0	0
Jeremy Chinn	10	4	6	0.0	0.0	1
Quay Walker	9	2	7	0.0	0.0	0

FIELD GOALS	FGM/FGA	PERCENT	RESULTS
Matt Gay	1-1	100.0	53G
TOTAL	**1-1**	**100.0**	

SACKS

Maxx Crosby [1.0/10.0], Tim Keenan III [1.0/7.0]

NEW YORK JETS

PASSING	ATT	CP	YDS	SK/YD	TD	LG	INT	RTG
Geno Smith	32	20	290	2/17	2	47	1	99.7
TOTAL	**32**	**20**	**290**	**2/17**	**2**	**47**	**1**	**99.7**

RUSHING	ATT	YDS	AVG	LG	TD
Braelon Allen	21	147	7.0	24	1
Isaiah Davis	5	15	3.0	5	0
Geno Smith	1	4	4.0	4	0
TOTAL	**27**	**166**	**6.1**	**24**	**1**

RECEIVING	NO	YDS	AVG	LG	TD
Adonai Mitchell	7	142	20.3	47	1
Garrett Wilson	6	83	13.8	31	0
Mason Taylor	3	19	6.3	9	0
Braelon Allen	2	6	3.0	11	0
Kenyon Sadiq	1	22	22.0	22	0
Isaiah Williams	1	18	18.0	18t	1
TOTAL	**20**	**290**	**14.5**	**47**	**2**

PUNTING	NO	YDS	AVG	TB	I20	LG
Austin McNamara	2	88	44.0	0	1	46
TOTAL	**2**	**88**	**44.0**	**0**	**1**	**46**

KICKOFF RETURNS	NO	YDS	AVG	LG	TD
Isaiah Williams	2	66	33.0	41	0
TOTAL	**2**	**66**	**33.0**	**41**	**0**

PUNT RETURNS	NO	YDS	AVG	LG	TD
Isaiah Williams	2	22	11.0	18	0
TOTAL	**2**	**22**	**11.0**	**18**	**0**

TOP DEFENSE	TOT	SOLO	AST	SCK	YDS	INT
Jamien Sherwood	14	5	9	0.0	0.0	0
Dane Belton	12	8	4	0.0	0.0	0
Minkah Fitzpatrick	9	2	7	0.0	0.0	0

FIELD GOALS	FGM/FGA	PERCENT	RESULTS
Jason Sanders	4-4	100.0	21G, 36G, 39G, 31G
TOTAL	**4-4**	**100.0**	

SACKS

Will McDonald IV [1.0/9.0]

Team Statistics	Raiders	Jets
First Downs	22	26
3rd-Down Eff. (Made/Att/Pct)	7/11/64%	4/11/36%
4th-Down Eff. (Made/Att/Pct)	0/1/0%	1/1/100%
Total Net Yards	333	439
Total Plays	60	61
Yards Per Play	5.6	7.2
Rushes/Net Yards	33/95	27/166
Net Passing	238	273
Pass Attempts/Completions	26/19	32/20
Had Intercepted	0	1
Sacked/Yards Lost	1/9	2/17
Punts/Average	2/53.5	2/44.0
Penalties/Yards	5/37	6/32
Fumbles/Lost	0/0	0/0
Possession Time	29:58	30:02



17

WEEK 9

Las Vegas Raiders 17, San Francisco 49ers 38

71,753 Levi's Stadium Nov 8, 2026



38

Las Vegas Raiders	0	10	7	0	— 17
San Francisco 49ers	14	7	14	3	— 38

SCORING DRIVES

TEAM	QTR	TIME	SCORING PLAY	LV	SF
49ers	1	09:32	C.McCaffrey 1 yd. run (E.Pineiro kick) (12-69, 5:28)	0	7
49ers	1	01:52	B.Purdy 1 yd. run (E.Pineiro kick) (13-89, 6:29)	0	14
Raiders	2	12:41	K.Cousins 2 yd. run (M.Gay kick) (8-62, 4:11)	7	14
49ers	2	05:15	C.McCaffrey 12 yd. pass from B.Purdy (E.Pineiro kick) (12-84, 7:26)	7	21
Raiders	2	01:12	M.Gay 50 yd. Field Goal (7-11, 4:03)	10	21
49ers	3	14:43	J.Dugger 35 yd. interception return (E.Pineiro kick)	10	28
Raiders	3	09:29	B.Bowers 21 yd. pass from K.Cousins (M.Gay kick) (9-69, 5:14)	17	28
49ers	3	00:36	J.Watkins 37 yd. pass from B.Purdy (E.Pineiro kick) (7-80, 3:35)	17	35
49ers	4	05:21	E.Pineiro 35 yd. Field Goal (12-63, 6:34)	17	38

LAS VEGAS RAIDERS

PASSING	ATT	CP	YDS	SK/YD	TD	LG	INT	RTG
Kirk Cousins	32	22	216	0/0	1	33	3	58.9
TOTAL	**32**	**22**	**216**	**0/0**	**1**	**33**	**3**	**58.9**

RUSHING	ATT	YDS	AVG	LG	TD
Ashton Jeanty	6	25	4.2	9	0
Brock Bowers	1	2	2.0	2	0
Kirk Cousins	2	0	0.0	2t	1
Mike Washington Jr.	6	-3	-0.5	4	0
TOTAL	**15**	**24**	**1.6**	**9**	**1**

RECEIVING	NO	YDS	AVG	LG	TD
Brock Bowers	7	111	15.9	33	1
Ashton Jeanty	5	-5	-1.0	3	0
Tre Tucker	4	55	13.8	18	0
Michael Mayer	3	37	12.3	24	0
Jalen Nailor	2	9	4.5	6	0
Jack Bech	1	9	9.0	9	0
TOTAL	**22**	**216**	**9.8**	**33**	**1**

PUNTING	NO	YDS	AVG	TB	I20	LG
AJ Cole	1	45	45.0	0	1	45
TOTAL	**1**	**45**	**45.0**	**0**	**1**	**45**

KICKOFF RETURNS	NO	YDS	AVG	LG	TD
Dylan Laube	7	197	28.1	54	0
TOTAL	**7**	**222**	**31.7**	**54**	**0**

PUNT RETURNS	NO	YDS	AVG	LG	TD
No Punt Returns					

TOP DEFENSE	TOT	SOLO	AST	SCK	YDS	INT
Nakobe Dean	19	7	12	0.0	0.0	0
Quay Walker	11	3	8	0.0	0.0	0
Jeremy Chinn	9	6	3	0.0	0.0	0

FIELD GOALS	FGM/FGA	PERCENT	RESULTS
Matt Gay	1-1	100.0	50G
TOTAL	**1-1**	**100.0**	

SACKS

Maxx Crosby [1.0/8.0]

SAN FRANCISCO 49ERS

PASSING	ATT	CP	YDS	SK/YD	TD	LG	INT	RTG
Brock Purdy	25	17	232	1/8	2	37t	1	107.4
TOTAL	**25**	**17**	**232**	**1/8**	**2**	**37T**	**1**	**107.4**

RUSHING	ATT	YDS	AVG	LG	TD
Kaelon Black	11	70	6.4	18	0
Christian McCaffrey	18	68	3.8	11	1
Brock Purdy	7	40	5.7	18	1
Jordan James	3	11	3.7	6	0
Kyle Juszczyk	1	4	4.0	4	0
Mac Jones	3	-3	-1.0	-1	0
TOTAL	**43**	**190**	**4.4**	**18**	**2**

RECEIVING	NO	YDS	AVG	LG	TD
Jordan Watkins	4	86	21.5	37t	1
George Kittle	4	58	14.5	37	0
Demarcus Robinson	3	22	7.3	11	0
Brandin Cooks	2	25	12.5	13	0
Christian McCaffrey	2	19	9.5	12t	1
KhaDarel Hodge	1	17	17.0	17	0
Jacob Cowing	1	5	5.0	5	0
TOTAL	**17**	**232**	**13.6**	**37T**	**2**

PUNTING	NO	YDS	AVG	TB	I20	LG
TOTAL	**0**	**0**	**0**	**0**	**0**	**0**

KICKOFF RETURNS	NO	YDS	AVG	LG	TD
Jordan James	2	31	15.5	21	0
Kaelon Black	1	31	31.0	31	0
TOTAL	**3**	**62**	**20.7**	**31**	**0**

PUNT RETURNS	NO	YDS	AVG	LG	TD
No Punt Returns					

TOP DEFENSE	TOT	SOLO	AST	SCK	YDS	INT
Dre Greenlaw	8	5	3	0.0	0.0	0
Fred Warner	5	3	2	0.0	0.0	0
Jaden Dugger	4	4	0	0.0	0.0	1

FIELD GOALS	FGM/FGA	PERCENT	RESULTS
Eddy Piñeiro	1-1	100.0	35G
TOTAL	**1-1**	**100.0**	

SACKS

No Sacks

Team Statistics	Raiders	49ers
First Downs	14	27
3rd-Down Eff. (Made/Att/Pct)	6/9/67%	8/13/62%
4th-Down Eff. (Made/Att/Pct)	0/1/0%	2/3/67%
Total Net Yards	240	414
Total Plays	47	69
Yards Per Play	5.1	6.0
Rushes/Net Yards	15/24	43/190
Net Passing	216	224
Pass Attempts/Completions	32/22	25/17
Had Intercepted	3	1
Sacked/Yards Lost	0/0	1/8
Punts/Average	1/45.0	0/0.0
Penalties/Yards	5/29	7/59
Fumbles/Lost	3/2	0/0
Possession Time	21:42	38:18



21

WEEK 10

Seattle Seahawks 21, Las Vegas Raiders 13

62,624 Allegiant Stadium Nov 15, 2026



13

Seattle Seahawks	7	0	14	0	— 21
Las Vegas Raiders	7	3	0	3	— 13

SCORING DRIVES

TEAM	QTR	TIME	SCORING PLAY	SEA	LV
Raiders	1	07:41	F.Mendoza 10 yd. run (M.Gay kick) (11-46, 6:21)	0	7
Seahawks	1	02:32	C.Kupp 34 yd. pass from D.Lock (J.Myers kick) (8-73, 5:09)	7	7
Raiders	2	11:13	M.Gay 34 yd. Field Goal (11-49, 6:19)	7	10
Seahawks	3	09:28	J.Price 12 yd. run (J.Myers kick) (8-87, 3:59)	14	10
Seahawks	3	07:10	J.Smith-Njigba 71 yd. pass from D.Lock (J.Myers kick) (3-78, 1:02)	21	10
Raiders	4	02:04	M.Gay 43 yd. Field Goal (10-44, 2:18)	21	13

SEATTLE SEAHAWKS

PASSING	ATT	CP	YDS	SK/YD	TD	LG	INT	RTG
Drew Lock	17	14	240	3/8	2	71t	0	158.0
TOTAL	17	14	240	3/8	2	71T	0	158.0

RUSHING	ATT	YDS	AVG	LG	TD
Zach Charbonnet	20	94	4.7	24	0
Jadarian Price	9	36	4.0	12t	1
Drew Lock	6	20	3.3	15	0
TOTAL	35	150	4.3	24	1

RECEIVING	NO	YDS	AVG	LG	TD
Jaxon Smith-Njigba	8	171	21.4	71t	1
AJ Barner	3	19	6.3	9	0
Cooper Kupp	1	34	34.0	34t	1
Jadarian Price	1	8	8.0	8	0
Rashid Shaheed	1	8	8.0	8	0
TOTAL	14	240	17.1	71T	2

PUNTING	NO	YDS	AVG	TB	I20	LG
Michael Dickson	3	160	53.3	0	1	63
TOTAL	3	160	53.0	0	1	63

KICKOFF RETURNS	NO	YDS	AVG	LG	TD
Rashid Shaheed	2	50	25.0	28	0
Jadarian Price	1	42	42.0	42	0
TOTAL	3	92	30.7	42	0

PUNT RETURNS	NO	YDS	AVG	LG	TD
Rashid Shaheed	4	25	6.3	15	0
TOTAL	4	25	6.3	15	0

TOP DEFENSE	TOT	SOLO	AST	SCK	YDS	INT
Ernest Jones IV	10	5	5	0.0	0.0	0
Nick Emmanwori	7	5	2	0.0	0.0	0
Drake Thomas	7	3	4	0.0	0.0	0

FIELD GOALS	FGM/FGA	PERCENT	RESULTS
Jason Myers	0-1	0.0	44WR
TOTAL	0-1	0.0	

SACKS

DeMarcus Lawrence [1.0/4.0], Byron Murphy II [1.0/7.0], Devon Witherspoon [2.0/17.0], Dante Fowler Jr. [1.0/10.0], Derick Hall [1.0/7.0]

LAS VEGAS RAIDERS

PASSING	ATT	CP	YDS	SK/YD	TD	LG	INT	RTG
Fernando Mendoza	29	17	143	6/45	0	38	0	71.5
TOTAL	29	17	143	6/45	0	38	0	71.5

RUSHING	ATT	YDS	AVG	LG	TD
Mike Washington Jr.	8	23	2.9	9	0
Fernando Mendoza	6	22	3.7	10t	1
Ashton Jeanty	9	18	2.0	6	0
Michael Mayer	1	2	2.0	2	0
TOTAL	24	65	2.7	10T	1

RECEIVING	NO	YDS	AVG	LG	TD
Ashton Jeanty	4	46	11.5	38	0
Brock Bowers	2	18	9.0	12	0
Michael Mayer	2	16	8.0	9	0
Jack Bech	2	10	5.0	6	0
Connor Heyward	2	6	3.0	5	0
Cody White	1	22	22.0	22	0
Ian Thomas	1	13	13.0	13	0
Tre Tucker	1	9	9.0	9	0
Mike Washington Jr.	1	4	4.0	4	0
Jalen Nailor	1	-1	-1.0	-1	0
TOTAL	17	143	8.4	38	0

PUNTING	NO	YDS	AVG	TB	I20	LG
AJ Cole	7	395	56.4	1	3	63
TOTAL	7	395	56.0	1	3	63

KICKOFF RETURNS	NO	YDS	AVG	LG	TD
Dylan Laube	2	46	23.0	24	0
Dareke Young	1	29	29.0	29	0
TOTAL	3	75	25.0	29	0

PUNT RETURNS	NO	YDS	AVG	LG	TD
Dylan Laube	1	0	0.0	0	0
TOTAL	1	0	0.0	0	0

TOP DEFENSE	TOT	SOLO	AST	SCK	YDS	INT
Maxx Crosby	8	7	1	1.0	4.0	0
Nakobe Dean	8	5	3	0.0	0.0	0
Quay Walker	8	4	4	0.0	0.0	0

FIELD GOALS	FGM/FGA	PERCENT	RESULTS
Matt Gay	2-2	100.0	34G, 43G
TOTAL	2-2	100.0	

SACKS

Maxx Crosby [1.0/4.0], Taron Johnson [0.5/1.5], Folorunso Fatukasi [0.5/1.5]

Team Statistics	Seahawks	Raiders
First Downs	17	12
3rd-Down Eff. (Made/Att/Pct)	7/12/58%	7/17/41%
4th-Down Eff. (Made/Att/Pct)	0/0/0%	1/1/100%
Total Net Yards	382	163
Total Plays	55	59
Yards Per Play	6.9	2.8
Rushes/Net Yards	35/150	24/65
Net Passing	232	98
Pass Attempts/Completions	17/14	29/17
Had Intercepted	0	0
Sacked/Yards Lost	3/8	6/45
Punts/Average	3/53.3	7/56.4
Penalties/Yards	2/15	0/0
Fumbles/Lost	2/2	1/0
Possession Time	31:41	28:19



24

WEEK 11

Las Vegas Raiders 24, Denver Broncos 38

76,827 Empower Field at Mile High Nov 22, 2026



38

Las Vegas Raiders	0	10	7	7	— 24
Denver Broncos	3	14	7	14	— 38

SCORING DRIVES

TEAM	QTR	TIME	SCORING PLAY	LV	DEN
Broncos	1	08:43	W.Lutz 38 yd. Field Goal (4-4, 1:25)	0	3
Broncos	2	14:50	A.Trautman 1 yd. pass from B.Nix (W.Lutz kick) (12-74, 5:51)	0	10
Broncos	2	10:35	J.Coleman 1 yd. run (W.Lutz kick) (6-72, 3:08)	0	17
Raiders	2	06:43	M.Gay 28 yd. Field Goal (10-65, 3:52)	3	17
Raiders	2	02:45	A.Jeanty 68 yd. pass from F.Mendoza (M.Gay kick) (5-84, 1:54)	10	17
Raiders	3	05:13	I.Thomas 19 yd. pass from F.Mendoza (M.Gay kick) (5-39, 2:42)	17	17
Broncos	3	00:20	J.Coleman 4 yd. run (W.Lutz kick) (10-72, 4:53)	17	24
Broncos	4	09:21	J.Coleman 7 yd. run (W.Lutz kick) (5-54, 2:51)	17	31
Raiders	4	04:29	J.Bech 7 yd. pass from F.Mendoza (M.Gay kick) (8-69, 3:02)	24	31
Broncos	4	01:52	J.McMillian 35 yd. interception return (W.Lutz kick)	24	38

LAS VEGAS RAIDERS

PASSING	ATT	CP	YDS	SK/YD	TD	LG	INT	RTG
Fernando Mendoza	37	18	267	5/40	3	68t	1	88.5
TOTAL	37	18	267	5/40	3	68T	1	88.5

RUSHING	ATT	YDS	AVG	LG	TD
Ashton Jeanty	11	79	7.2	46	0
Mike Washington Jr.	9	42	4.7	9	0
Fernando Mendoza	4	22	5.5	11	0
TOTAL	24	143	6.0	46	0

RECEIVING	NO	YDS	AVG	LG	TD
Jack Bech	8	88	11.0	19	1
Ashton Jeanty	5	90	18.0	68t	1
Tre Tucker	2	50	25.0	39	0
Ian Thomas	1	19	19.0	19t	1
Jalen Nailor	1	16	16.0	16	0
Michael Mayer	1	4	4.0	4	0
TOTAL	18	267	14.8	68T	3

PUNTING	NO	YDS	AVG	TB	I20	LG
AJ Cole	6	256	42.7	0	1	69
TOTAL	6	256	42.0	0	1	69

KICKOFF RETURNS	NO	YDS	AVG	LG	TD
Dylan Laube	6	134	22.3	28	0
TOTAL	6	134	22.3	28	0

PUNT RETURNS	NO	YDS	AVG	LG	TD
Dylan Laube	1	13	13.0	13	0
TOTAL	1	13	13.0	13	0

TOP DEFENSE	TOT	SOLO	AST	SCK	YDS	INT
Nakobe Dean	12	6	6	1.0	7.0	0
Quay Walker	11	7	4	0.0	0.0	0
Jeremy Chinn	7	5	2	0.0	0.0	0

FIELD GOALS	FGM/FGA	PERCENT	RESULTS
Matt Gay	1-1	100.0	28G
TOTAL	1-1	100.0	

SACKS

Nakobe Dean [1.0/7.0]

DENVER BRONCOS

PASSING	ATT	CP	YDS	SK/YD	TD	LG	INT	RTG
Bo Nix	35	19	225	1/7	1	36	1	71.7
TOTAL	35	19	225	1/7	1	36	1	71.7

RUSHING	ATT	YDS	AVG	LG	TD
Jonah Coleman	24	111	4.6	14	3
Marvin Mims Jr.	1	11	11.0	11	0
Bo Nix	6	5	0.8	4	0
Adam Prentice	1	3	3.0	3	0
Cody Schrader	1	3	3.0	3	0
J.K. Dobbins	1	0	0.0	0	0
TOTAL	34	133	3.9	14	3

RECEIVING	NO	YDS	AVG	LG	TD
Evan Engram	6	74	12.3	21	0
Jonah Coleman	4	18	4.5	7	0
Jaylen Waddle	3	61	20.3	24	0
Pat Bryant	3	32	10.7	20	0
Marvin Mims Jr.	1	36	36.0	36	0
Nate Adkins	1	3	3.0	3	0
Adam Trautman	1	1	1.0	1t	1
TOTAL	19	225	11.8	36	1

PUNTING	NO	YDS	AVG	TB	I20	LG
Jeremy Crawshaw	5	226	45.2	0	2	48
TOTAL	5	226	45.0	0	2	48

KICKOFF RETURNS	NO	YDS	AVG	LG	TD
Cody Schrader	3	71	23.7	25	0
TOTAL	3	71	23.7	25	0

PUNT RETURNS	NO	YDS	AVG	LG	TD
Marvin Mims Jr.	1	22	22.0	22	0
TOTAL	1	22	22.0	22	0

TOP DEFENSE	TOT	SOLO	AST	SCK	YDS	INT
Alex Singleton	11	3	8	1.0	10.0	0
Ja'Quan McMillian	8	4	4	0.0	0.0	1
Justin Strnad	6	2	4	0.0	0.0	0

FIELD GOALS	FGM/FGA	PERCENT	RESULTS
Wil Lutz	1-1	100.0	38G
TOTAL	1-1	100.0	

SACKS

Alex Singleton [1.0/10.0], Malcolm Roach [1.0/7.0], Jonathon Cooper [2.0/14.0], Zach Allen [0.5/4.5], Nik Bonitto [0.5/4.5]

Team Statistics	Raiders	Broncos
First Downs	14	25
3rd-Down Eff. (Made/Att/Pct)	8/18/44%	6/13/46%
4th-Down Eff. (Made/Att/Pct)	0/2/0%	0/1/0%
Total Net Yards	370	351
Total Plays	66	70
Yards Per Play	5.6	5.0
Rushes/Net Yards	24/143	34/133
Net Passing	227	218
Pass Attempts/Completions	37/18	35/19
Had Intercepted	1	1
Sacked/Yards Lost	5/40	1/7
Punts/Average	6/42.7	5/45.2
Penalties/Yards	9/63	2/10
Fumbles/Lost	1/0	0/0
Possession Time	26:16	33:44

LAS VEGAS RAIDERS

LAST WEEK'S GAME

WEEKLY RELEASE 2026

National Football League Game Summary

NFL Copyright © 2026 by The National Football League. All rights reserved. This summary and play-by-play is for the express purpose of assisting media in their coverage of the game; any other use of this material is prohibited without the written permission of the National Football League.

Date: Sunday, 11/22/2026

Las Vegas Raiders at Denver Broncos

at Empower Field at Mile High, Denver, CO

Start Time: 2:25 PM MST

Game Day Weather

Game Weather: Partly Cloudy
Temp: 44° F (6.7° C) Humidity: 47%, Wind: N 9 mph
Open Stadium on Natural Grass
Wind Chill: 39

Officials

Referee: Cheffers, Carl (51)
Umpire: Anderson, Derek (66)
Down Judge: Bowers, Derick (74)
Line Judge: Givens, Quentin (65)
Field Judge: Robinson, Mearl (31)
Side Judge: Pender, Dominique (114)
Back Judge: Hankins, Martin (133)
Replay Official: Abezetian, Martin (0)

Lineups

Las Vegas Raiders

Offense			Defense		
WR	1	T.Tucker	DE	95	K.Paye
WR	18	J.Bech	DT	94	F.Fatukasi
TE	87	M.Mayer	DT	69	A.Butler
LT	74	K.Miller	DE	98	M.Crosby
LG	70	S.Burford	LB	17	N.Dean
C	65	T.Linderbaum	LB	7	Q.Walker
RG	66	T.Zuhn	CB	3	T.Johnson
RT	71	D.Glaze	CB	5	E.Stokes
WR	9	J.Nailor	CB	28	J.McCoy
QB	15	F.Mendoza	S	11	J.Chinn
RB	2	A.Jeanty	S	31	T.Stukes

Denver Broncos

Offense			Defense		
WR	17	J.Waddle	OLB	15	N.Bonitto
LT	72	G.Bolles	DE	95	S.Jones
LG	79	M.Peart	DT	93	D.Jones
C	60	L.Wattenberg	DL	99	Z.Allen
RG	77	Q.Meinerz	OLB	0	J.Cooper
RT	69	M.McGlinchey	ILB	49	A.Singleton
TE	82	A.Trautman	CB	2	P.Surtain
TE	45	N.Adkins	CB	21	R.Moss
WR	14	C.Sutton	CB	29	J.McMillian
QB	10	B.Nix	S	9	T.Hufanga
RB	20	J.Coleman	S	30	T.Rapp

Substitutions

RB 4 M.Washington, P 6 A.Cole, K 14 M.Gay, S 20 I.Pola-Mao, RB 23 D.Laube, CB 25 D.Luter, CB 26 D.Porter, FB 34 C.Heyward, CB 35 H.Masses, LB 44 T.Eichenberg, LS 47 A.Ward, LB 50 S.Olubi, DE 51 M.Koonce, LB 55 C.Lindenberg, G/C 58 J.Powers-Johnson, T 60 C.Grant, DT 72 C.Williams, G 76 C.Rogers, TE 80 I.Thomas, WR 81 D.Young, WR 82 C.White, TE 84 C.Runyon, DT 91 T.Keenan, DT 92 J.Pegues, DT 99 T.Booker

Substitutions

TE 1 E.Engram, K 3 W.Lutz, S 6 T.Anderson, WR 11 T.Franklin, WR 13 P.Bryant, P 16 J.Crawshaw, WR 19 M.Mims, CB 23 J.Barron, RB 25 C.Schrader, DB 26 D.Key, RB 27 J.Dobbins, CB 31 K.Abrams-Draine, S 34 J.Skinner, ILB 40 J.Strnad, FB 46 A.Prentice, ILB 47 K.Reid, LS 48 M.Fraboni, OLB 51 Q.Robinson, C 54 A.Forsyth, ILB 55 J.Turner, T 63 A.Palczewski, G 74 B.Powers, OLB 92 D.Tillman, DT 97 M.Roach, DT 98 T.Onyedim

Did Not Play

QB 12 A.O'Connell

Did Not Play

QB 8 J.Stidham

Not Active

WR 10 D.Thornton, WR 19 M.Benson, S 27 T.McCollum, S 43 D.Johnson, G 77 B.Cabeldue, TE 89 B.Bowers, DT 97 T.Hemingway

Not Active

3QB 4 S.Ehlinger, WR 5 L.Humphrey, S 22 B.Jones, OL 68 G.Ortega, OL 78 K.Casey, TE 89 D.Bentley, DL 94 J.Jackson

Field Goals (made ( ) & missed)

M.Gay (28)
W.Lutz (38)

		1	2	3	4	OT	Total
VISITOR:	Las Vegas Raiders	0	10	7	7	0	24
HOME:	Denver Broncos	3	14	7	14	0	38

Scoring Plays

Team	Qtr	Time	Play Description (Extra Point) (Drive Info)	Visitor	Home
Broncos	1	8:43	W.Lutz 38 yd. Field Goal (4-4, 1:25)	0	3
Broncos	2	14:50	A.Trautman 1 yd. pass from B.Nix (W.Lutz kick) (12-74, 5:51)	0	10
Broncos	2	10:35	J.Coleman 1 yd. run (W.Lutz kick) (6-72, 3:08)	0	17
Raiders	2	6:43	M.Gay 28 yd. Field Goal (10-65, 3:52)	3	17
Raiders	2	2:45	A.Jeanty 68 yd. pass from F.Mendoza (M.Gay kick) (5-84, 1:54)	10	17
Raiders	3	5:13	I.Thomas 19 yd. pass from F.Mendoza (M.Gay kick) (5-39, 2:42)	17	17
Broncos	3	0:20	J.Coleman 4 yd. run (W.Lutz kick) (10-72, 4:53)	17	24
Broncos	4	9:21	J.Coleman 7 yd. run (W.Lutz kick) (5-54, 2:51)	17	31
Raiders	4	4:29	J.Bech 7 yd. pass from F.Mendoza (M.Gay kick) (8-69, 3:02)	24	31

National Football League Game Summary

NFL Copyright © 2026 by The National Football League. All rights reserved. This summary and play-by-play is for the express purpose of assisting media in their coverage of the game; any other use of this material is prohibited without the written permission of the National Football League.

Broncos	4	1:52	J.McMillian 35 yd. interception return (W.Lutz kick)	24	38

Paid Attendance: 76,827 Time: 3:20

Las Vegas Raiders vs Denver Broncos

11/22/2026 at Empower Field at Mile High

Final Individual Statistics

Las Vegas Raiders

RUSHING	ATT	YDS	AVG	LG	TD
A.Jeanty	11	79	7.2	46	0
M.Washington	9	42	4.7	9	0
F.Mendoza	4	22	5.5	11	0
Total	24	143	6.0	46	0

PASSING	ATT	CMP	YDS	SK/YD	TD	LG	IN	RT
F.Mendoza	37	18	267	5/40	3	**68**	1	88.5
Total	37	18	267	5/40	3	68	1	88.5

PASS RECEIVING	TAR	REC	YDS	AVG	LG	TD
J.Bech	9	8	88	11.0	19	1
A.Jeanty	8	5	90	18.0	**68**	1
T.Tucker	10	2	50	25.0	39	0
I.Thomas	1	1	19	19.0	**19**	1
J.Nailor	5	1	16	16.0	16	0
M.Mayer	4	1	4	4.0	4	0
Total	37	18	267	14.8	68	3

INTERCEPTIONS	NO	YDS	AVG	LG	TD
I.Pola-Mao	1	0	0.0	0	0
Total	1	0	0.0	0	0

PUNTING	NO	YDS	AVG	NET	TB	IN20	LG
A.Cole	6	256	42.7	39.0	0	1	69
Total	6	256	42.7	39.0	0	1	69

PUNT RETURNS	NO	YDS	AVG	FC	LG	TD
D.Laube	1	13	13.0	3	13	0
[OUT OF BOUNDS]	1	0	0.0	0	0	0
Total	1	13	13.0	3	13	0

KICKOFF RETURNS	NO	YDS	AVG	FC	LG	TD
D.Laube	6	134	22.3	0	28	0
[TOUCHBACK]	1	0	0.0	0	0	0
Total	6	134	22.3	0	28	0

Denver Broncos

RUSHING	ATT	YDS	AVG	LG	TD
J.Coleman	24	111	4.6	14	3
M.Mims	1	11	11.0	11	0
B.Nix	6	5	0.8	4	0
A.Prentice	1	3	3.0	3	0
C.Schrader	1	3	3.0	3	0
J.Dobbins	1	0	0.0	0	0
Total	34	133	3.9	14	3

PASSING	ATT	CMP	YDS	SK/YD	TD	LG	IN	RT
B.Nix	35	19	225	1/7	1	36	1	71.7
Total	35	19	225	1/7	1	36	1	71.7

PASS RECEIVING	TAR	REC	YDS	AVG	LG	TD
E.Engram	8	6	74	12.3	21	0
J.Coleman	5	4	18	4.5	7	0
J.Waddle	6	3	61	20.3	24	0
P.Bryant	4	3	32	10.7	20	0
M.Mims	2	1	36	36.0	36	0
N.Adkins	2	1	3	3.0	3	0
A.Trautman	1	1	1	1.0	**1**	1
T.Franklin	2	0	0	0.0	0	0
C.Sutton	2	0	0	0.0	0	0
Total	32	19	225	11.8	36	1

INTERCEPTIONS	NO	YDS	AVG	LG	TD
J.McMillian	1	35	35.0	**35**	1
Total	1	35	35.0	35	1

PUNTING	NO	YDS	AVG	NET	TB	IN20	LG
J.Crawshaw	5	226	45.2	42.6	0	2	48
Total	5	226	45.2	42.6	0	2	48

PUNT RETURNS	NO	YDS	AVG	FC	LG	TD
M.Mims	1	22	22.0	1	22	0
[DOWNED]	4	0	0.0	0	0	0
Total	1	22	22.0	1	22	0

KICKOFF RETURNS	NO	YDS	AVG	FC	LG	TD
C.Schrader	3	71	23.7	0	25	0
[TOUCHBACK]	2	0	0.0	0	0	0
Total	3	71	23.7	0	25	0

Las Vegas Raiders

FUMBLES	FUM	LOST	OWN-REC	YDS	TD	FORCED	OPP-REC	YDS	TD	OUT-BDS
M.Washington	1	0	1	0	0	0	0	0	0	0
Total	1	0	1	0	0	0	0	0	0	0

Denver Broncos

FUMBLES	FUM	LOST	OWN-REC	YDS	TD	FORCED	OPP-REC	YDS	TD	OUT-BDS
J.McMillian	0	0	0	0	0	1	0	0	0	0
Total	0	0	0	0	0	1	0	0	0	0

Las Vegas Raiders vs Denver Broncos
11/22/2026 at Empower Field at Mile High

Final Team Statistics

	Visitor Raiders	Home Broncos
TOTAL FIRST DOWNS	14	25
By Rushing	4	10
By Passing	10	12
By Penalty	0	3
THIRD DOWN EFFICIENCY	8-18-44.4%	6-13-46.2%
FOURTH DOWN EFFICIENCY	0-2-0.0%	0-1-0.0%
TOTAL NET YARDS	370	351
Total Offensive Plays (inc. times thrown passing)	66	70
Average gain per offensive play	5.6	5.0
NET YARDS RUSHING	143	133
Total Rushing Plays	24	34
Average gain per rushing play	6.0	3.9
Tackles for a loss-number and yards	0-0	1-1
NET YARDS PASSING	227	218
Times thrown - yards lost attempting to pass	5-40	1-7
Gross yards passing	267	225
PASS ATTEMPTS-COMPLETIONS-HAD INTERCEPTED	37-18-1	35-19-1
Avg gain per pass play (inc.# thrown passing)	5.4	6.1
KICKOFFS Number-In End Zone-Touchbacks	5-3-2	7-1-1
PUNTS Number and Average	6-42.7	5-45.2
Had Blocked	0	0
FGs - PATs Had Blocked	0-0	0-0
Net Punting Average	39.0	42.6
TOTAL RETURN YARDAGE (Not Including Kickoffs)	13	57
No. and Yards Punt Returns	1-13	1-22
No. and Yards Kickoff Returns	6-134	3-71
No. and Yards Interception Returns	1-0	1-35
PENALTIES Number and Yards	9-63	2-10
FUMBLES Number and Lost	1-0	0-0
TOUCHDOWNS	3	5
Rushing	0	3
Passing	3	1
Interceptions	0	1
EXTRA POINTS Made-Attempts	3-3	5-5
Kicking Made-Attempts	3-3	5-5
FIELD GOALS Made-Attempts	1-1	1-1
RED ZONE EFFICIENCY	2-3-67%	4-4-100%
GOAL TO GO EFFICIENCY	0-1-0%	4-4-100%
SAFETIES	0	0
FINAL SCORE	24	38
TIME OF POSSESSION	26:16	33:44

Las Vegas Raiders vs Denver Broncos
11/22/2026 at Empower Field at Mile High

Ball Possession And Drive Chart

Las Vegas Raiders

#	Time Recd	Time Lost	Time Poss	How Ball Obtained	Drive Began	# Play	Yds Gain	Yds Pen	Net Yds	1st Down	Last Scrm	How Given Up
1	11:44	10:08	1:36	Punt	LV 13	3	9	0	9	0	LV 22	Punt
2	8:43	5:41	3:02	Kickoff	LV 25	4	12	-10	2	1	LV 27	Punt
3	14:50	13:43	1:07	Kickoff	LV 14	3	0	0	0	0	LV 14	Punt
4	10:35	6:43	3:52	Kickoff	LV 25	10	75	-10	65	2	* DEN 10	Field Goal
5	4:39	2:45	1:54	Punt	LV 16	5	84	0	84	2	LV 32	Touchdown
6	1:17	0:11	1:06	Punt	LV 26	3	2	-5	-3	0	LV 23	Punt
7	15:00	12:36	2:24	Kickoff	LV 28	3	8	0	8	0	LV 36	Punt
8	7:55	5:13	2:42	Downs	DEN 39	5	39	0	39	2	* DEN 19	Touchdown
9	0:20	12:12	3:08	Kickoff	LV 30	7	25	0	25	1	DEN 45	Downs
10	9:21	8:24	0:57	Kickoff	LV 27	4	11	0	11	1	LV 38	Punt
11	7:31	4:29	3:02	Punt	LV 31	8	84	-15	69	3	* DEN 7	Touchdown
12	2:23	1:52	0:31	Punt	LV 26	3	5	0	5	0	LV 31	Interception
13	1:52	0:57	0:55	Kickoff	LV 35	9	16	5	21	2	DEN 37	Downs

(357) Average LV 27

Denver Broncos

#	Time Recd	Time Lost	Time Poss	How Ball Obtained	Drive Began	# Play	Yds Gain	Yds Pen	Net Yds	1st Down	Last Scrm	How Given Up
1	15:00	11:44	3:16	Kickoff	DEN 22	6	27	-5	22	1	DEN 44	Punt
2	10:08	8:43	1:25	Punt	LV 24	4	4	0	4	0	LV 20	Field Goal
3	5:41	14:50	5:51	Punt	DEN 26	12	66	8	74	7	* LV 1	Touchdown
4	13:43	10:35	3:08	Punt	DEN 28	6	72	0	72	4	* LV 1	Touchdown
5	6:43	4:39	2:04	Kickoff	DEN 35	3	1	0	1	0	DEN 36	Punt
6	2:45	1:17	1:28	Kickoff	DEN 26	6	11	5	16	2	DEN 42	Punt
7	0:11	0:00	0:11	Punt	50	2	0	0	0	0	50	Interception
8	12:36	7:55	4:41	Punt	DEN 4	9	35	0	35	2	DEN 39	Downs
9	5:13	0:20	4:53	Kickoff	DEN 28	10	72	0	72	5	* LV 4	Touchdown
10	12:12	9:21	2:51	Downs	DEN 46	5	54	0	54	4	* LV 7	Touchdown
11	8:24	7:31	0:53	Punt	DEN 22	3	2	0	2	0	DEN 24	Punt
12	4:29	2:23	2:06	Kickoff	DEN 20	3	9	0	9	0	DEN 29	Punt
13	0:57	0:00	0:57	Downs	DEN 44	2	-2	0	-2	0	DEN 43	End of Game

(427) Average DEN 33

*** inside opponent's 20**

Time of Possession by Quarter		**1st**	**2nd**	**3rd**	**4th**	**OT**	**Total**
Visitor	Las Vegas Raiders	4:38	7:59	5:26	8:13		26:16
Home	Denver Broncos	10:22	7:01	9:34	6:47		33:44

Kickoff Drive No.-Start Average Raiders: 7 - LV 26 Broncos: 5 - DEN 26

Las Vegas Raiders vs Denver Broncos
11/22/2026 at Empower Field at Mile High

Final Defensive Statistics

Las Vegas Raiders	Regular Defensive Plays											Special Teams					Misc			
	TKL	AST	COMB	SK	/ YDS	TFL	Q	IN	PD	FF	FR	TKL	AST	FF	FR	BL	TKL	AST	FF	FR
N.Dean	6	6	12	1	7	2	1	0	1	0	0	0	0	0	0	0	0	0	0	0
Q.Walker	7	4	11	0	0	0	0	0	0	0	0	0	0	0	0	0	0	0	0	0
J.Chinn	5	2	7	0	0	0	0	0	0	0	0	0	0	0	0	0	0	0	0	0
F.Fatukasi	2	5	7	0	0	0	0	0	0	0	0	0	0	0	0	0	0	0	0	0
E.Stokes	4	2	6	0	0	0	0	0	0	0	0	0	0	0	0	0	0	0	0	0
J.McCoy	3	2	5	0	0	0	0	0	1	0	0	0	0	0	0	0	0	0	0	0
K.Paye	3	1	4	0	0	0	0	0	0	0	0	0	0	0	0	0	0	0	0	0
T.Johnson	3	0	3	0	0	0	0	0	0	0	0	0	0	0	0	0	0	0	0	0
T.Stukes	1	1	2	0	0	0	0	0	1	0	0	0	0	0	0	0	0	0	0	0
C.Williams	1	1	2	0	0	0	0	0	0	0	0	0	0	0	0	0	0	0	0	0
M.Crosby	0	1	1	0	0	0	1	0	2	0	0	0	0	0	0	0	0	0	0	0
J.Pegues	0	1	1	0	0	0	0	0	0	0	0	0	0	0	0	0	0	0	0	0
M.Koonce	0	0	0	0	0	0	1	0	0	0	0	0	0	0	0	0	0	0	0	0
I.Pola-Mao	0	0	0	0	0	0	0	1	1	0	0	1	0	0	0	0	0	0	0	0
C.Runyon	0	0	0	0	0	0	0	0	0	0	0	1	1	0	0	0	0	0	0	0
S.Olubi	0	0	0	0	0	0	0	0	0	0	0	1	0	0	0	0	0	0	0	0
C.Heyward	0	0	0	0	0	0	0	0	0	0	0	0	1	0	0	0	0	0	0	0
M.Washington	0	0	0	0	0	0	0	0	0	0	0	0	0	0	0	0	0	0	0	1
Total	**35**	**26**	**61**	**1**	**7**	**2**	**3**	**1**	**6**	**0**	**0**	**3**	**2**	**0**	**0**	**0**	**0**	**0**	**0**	**1**

TKL = Tackle AST = Assist COMB = Combined QH=QB Hit IN = Interception PD = Pass Defense FF = Forced Fumble FR = Fumble Recovery

Denver Broncos	Regular Defensive Plays											Special Teams					Misc			
	TKL	AST	COMB	SK	/ YDS	TFL	QH	IN	PD	FF	FR	TKL	AST	FF	FR	BL	TKL	AST	FF	FR
A.Singleton	3	8	11	1	10	1	1	0	1	0	0	0	0	0	0	0	0	0	0	0
J.McMillian	4	4	8	0	0	0	0	1	1	1	0	0	0	0	0	0	0	0	0	0
J.Strnad	2	4	6	0	0	0	1	0	0	0	0	0	0	0	0	0	0	0	0	0
T.Hufanga	4	0	4	0	0	0	1	0	1	0	0	0	0	0	0	0	0	0	0	0
R.Moss	3	1	4	0	0	0	0	0	0	0	0	0	0	0	0	0	0	0	0	0
P.Surtain	3	1	4	0	0	0	0	0	0	0	0	0	0	0	0	0	0	0	0	0
M.Roach	1	3	4	1	7	1	1	0	0	0	0	0	0	0	0	0	0	0	0	0
J.Cooper	2	1	3	2	14	2	3	0	1	0	0	0	0	0	0	0	0	0	0	0
Z.Allen	1	2	3	0.5	4.5	0	2	0	3	0	0	0	0	0	0	0	0	0	0	0
N.Bonitto	1	1	2	0.5	4.5	0	1	0	0	0	0	0	0	0	0	0	0	0	0	0
D.Key	1	1	2	0	0	0	0	0	0	0	0	1	1	0	0	0	0	0	0	0
T.Rapp	1	1	2	0	0	0	0	0	0	0	0	0	0	0	0	0	0	0	0	0
D.Jones	0	2	2	0	0	0	0	0	1	0	0	0	0	0	0	0	0	0	0	0
T.Onyedim	0	2	2	0	0	0	0	0	0	0	0	0	0	0	0	0	0	0	0	0
J.Barron	1	0	1	0	0	0	0	0	0	0	0	2	0	0	0	0	0	0	0	0
Q.Robinson	0	1	1	0	0	0	0	0	0	0	0	0	0	0	0	0	0	0	0	0
J.Turner	0	0	0	0	0	0	0	0	0	0	0	1	0	0	0	0	0	0	0	0
D.Tillman	0	0	0	0	0	0	0	0	0	0	0	1	0	0	0	0	0	0	0	0
K.Reid	0	0	0	0	0	0	0	0	0	0	0	1	0	0	0	0	0	0	0	0
K.Abrams-Draine	0	0	0	0	0	0	0	0	0	0	0	0	1	0	0	0	0	0	0	0
Total	**27**	**32**	**59**	**5**	**40**	**4**	**10**	**1**	**8**	**1**	**0**	**6**	**2**	**0**	**0**	**0**	**0**	**0**	**0**	**0**

Las Vegas Raiders vs Denver Broncos
11/22/2026 at Empower Field at Mile High

First Half Summary

	PERIOD SCORES		TIME OF POSSESSION	
Raiders	0 10 = 10	Raiders	12:37	
Broncos	3 14 = 17	Broncos	17:23	

Scoring Plays

Team	Qtr	Time	Play Description (Extra Point) (Drive Info)	Visitor	Home
Broncos	1	8:43	W.Lutz 38 yd. Field Goal (4-4, 1:25)	0	3
Broncos	2	14:50	A.Trautman 1 yd. pass from B.Nix (W.Lutz kick) (12-74, 5:51)	0	10
Broncos	2	10:35	J.Coleman 1 yd. run (W.Lutz kick) (6-72, 3:08)	0	17
Raiders	2	6:43	M.Gay 28 yd. Field Goal (10-65, 3:52)	3	17
Raiders	2	2:45	A.Jeanty 68 yd. pass from F.Mendoza (M.Gay kick) (5-84, 1:54)	10	17

	Las Vegas Raiders	Denver Broncos
TOTAL FIRST DOWNS	5	14
First Downs Rushing-Passing-by Penalty	1 - 4 - 0	3 - 8 - 3
THIRD DOWN EFFICIENCY	3-8-37.5%	3-7-42.9%
TOTAL NET YARDS	182	181
Total Offensive Plays	27	38
NET YARDS RUSHING	82	50
NET YARDS PASSING	100	131
Gross Yards Passing	127	138
Times thrown-yards lost attempting to pass	3-27	1-7
Pass Attempts-Completions-Had Intercepted	13 - 6 - 0	23 - 12 - 1
Punts-Number and Average	4 - 39.0	3 - 45.3
Penalties-Number and Yards	7 - 48	1 - 5
Fumbles-Number and Lost	0 - 0	0 - 0
Red Zone Efficiency	0-1-0%	2-2-100%
Average Drive Start	LV 20	DEN 38

Las Vegas Raiders

RUSHING	ATT	YDS	AVG	LG	TD
A.Jeanty	9	75	8.3	46	0
M.Washington	2	7	3.5	7	0
Total	11	82	7.5	46	0

PASSING	ATT	CMP	YDS	SK/YD	TD	LG	IN	RT
F.Mendoza	13	6	127	3/27	1	**68**	0	106.9
Total	13	6	127	3/27	1	68	0	106.9

PASS RECEIVING	TAR	REC	YDS	AVG	LG	TD
A.Jeanty	4	3	78	26.0	**68**	1
J.Bech	2	2	33	16.5	19	0
J.Nailor	3	1	16	16.0	16	0
T.Tucker	4	0	0	0.0	0	0
Total	13	6	127	21.2	68	1

Denver Broncos

RUSHING	ATT	YDS	AVG	LG	TD
J.Coleman	9	40	4.4	9	1
B.Nix	3	7	2.3	4	0
A.Prentice	1	3	3.0	3	0
J.Dobbins	1	0	0.0	0	0
Total	14	50	3.6	9	1

PASSING	ATT	CMP	YDS	SK/YD	TD	LG	IN	RT
B.Nix	23	12	138	1/7	1	36	1	66.9
Total	23	12	138	1/7	1	36	1	66.9

PASS RECEIVING	TAR	REC	YDS	AVG	LG	TD
E.Engram	4	3	24	8.0	11	0
J.Coleman	4	3	11	3.7	7	0
J.Waddle	5	2	43	21.5	24	0
M.Mims	1	1	36	36.0	36	0
P.Bryant	1	1	20	20.0	20	0
N.Adkins	1	1	3	3.0	3	0
A.Trautman	1	1	1	1.0	**1**	1
T.Franklin	2	0	0	0.0	0	0
C.Sutton	2	0	0	0.0	0	0
Total	21	12	138	11.5	36	1

Las Vegas Raiders **Regular Defensive Plays** **Special Teams** **Misc**

Las Vegas Raiders vs Denver Broncos

11/22/2026 at Empower Field at Mile High

First Half Summary

	TKL	AST	COMB	SK	/ YDS	TFL	Q	IN	PD	FF	FR	TKL	AST	FF	FR	BL	TKL	AST	FF	FR
N.Dean	3	4	7	1	7	1	1	0	1	0	0	0	0	0	0	0	0	0	0	0
Q.Walker	5	1	6	0	0	0	0	0	0	0	0	0	0	0	0	0	0	0	0	0
J.McCoy	3	1	4	0	0	0	0	0	1	0	0	0	0	0	0	0	0	0	0	0
J.Chinn	3	0	3	0	0	0	0	0	0	0	0	0	0	0	0	0	0	0	0	0
Total	**14**	**6**	**20**	**1**	**7**	**1**	**1**	**0**	**2**	**0**	**0**	**0**	**0**	**0**	**0**	**0**	**0**	**0**	**0**	**0**

Denver Broncos	**Regular Defensive Plays**											**Special Teams**					**Misc**			
	TKL	AST	COMB	SK	/ YDS	TFL	QH	IN	PD	FF	FR	TKL	AST	FF	FR	BL	TKL	AST	FF	FR
T.Hufanga	4	0	4	0	0	0	0	0	0	0	0	0	0	0	0	0	0	0	0	0
P.Surtain	2	1	3	0	0	0	0	0	0	0	0	0	0	0	0	0	0	0	0	0
J.McMillian	1	2	3	0	0	0	0	0	0	0	0	0	0	0	0	0	0	0	0	0
N.Bonitto	1	1	2	0.5	4.5	0	1	0	0	0	0	0	0	0	0	0	0	0	0	0
Total	**8**	**4**	**12**	**0.5**	**4.5**	**0**	**1**	**0**	**0**	**0**	**0**	**0**	**0**	**0**	**0**	**0**	**0**	**0**	**0**	**0**

Play By Play

First Quarter

11/22/2026

LV wins the coin toss and elects to defer. DEN elects to Receive, and LV elects to defend the north goal.

M.Gay kicks 65 yards from LV 35 to DEN 0. C.Schrader to DEN 22 for 22 yards (S.Olubi).

Denver Broncos at 15:00, (1st play from scrimmage 14:55)

1-10-DEN 22	(14:55) J.Coleman right end to DEN 24 for 2 yards (E.Stokes).	
	PENALTY on DEN, Illegal Shift, 5 yards, enforced at DEN 22 - No Play.	
1-15-DEN 17	(14:32) B.Nix pass short right to J.Coleman to DEN 18 for 1 yard (E.Stokes).	
2-14-DEN 18	(13:57) (Shotgun) B.Nix pass short right to J.Coleman to DEN 21 for 3 yards (Q.Walker).	
3-11-DEN 21	(13:18) (Shotgun) B.Nix pass deep left to P.Bryant to DEN 41 for 20 yards (T.Johnson).	P1
1-10-DEN 41	(12:37) J.Coleman left guard to DEN 44 for 3 yards (J.Pegues; K.Paye).	
2-7-DEN 44	(12:01) B.Nix pass incomplete short left to T.Franklin.	
3-7-DEN 44	(11:56) (Shotgun) B.Nix pass incomplete deep middle to J.Waddle.	
4-7-DEN 44	(11:51) J.Crawshaw punts 43 yards to LV 13, Center-M.Fraboni, fair catch by D.Laube.	

Timeout at 11:44.

Las Vegas Raiders at 11:44

1-10-LV 13	(11:44) A.Jeanty up the middle to LV 16 for 3 yards (T.Hufanga).	
2-7-LV 16	(11:01) (Shotgun) F.Mendoza pass incomplete short right to A.Jeanty.	
	Timeout #1 by LV at 10:57.	
3-7-LV 16	(10:57) (Shotgun) F.Mendoza pass short left to A.Jeanty to LV 22 for 6 yards (J.McMillian).	
4-1-LV 22	(10:17) A.Cole punts 2 yards to LV 24, Center-A.Ward, downed by LV-I.Pola-Mao.	

Denver Broncos at 10:08

1-10-LV 24	(10:08) (Shotgun) J.Dobbins right tackle to LV 24 for no gain (N.Dean; T.Stukes).	
2-10-LV 24	(9:32) (Shotgun) B.Nix scrambles right guard to LV 20 for 4 yards (Q.Walker).	
3-6-LV 20	(8:53) (Shotgun) B.Nix pass incomplete deep left to J.Waddle (J.McCoy).	
4-6-LV 20	**(8:47) W.Lutz 38 yard field goal is GOOD, Center-M.Fraboni, Holder-J.Crawshaw.**	

Timeout at 08:43.

LV 0 DEN 3, 4 plays, 4 yards, 1:25 drive, 6:17 elapsed

W.Lutz kicks 62 yards from DEN 35 to LV 3. D.Laube to LV 25 for 22 yards (J.Turner).

Las Vegas Raiders at 8:43, (1st play from scrimmage 8:38)

1-10-LV 25	(8:38) F.Mendoza pass short right to J.Bech to LV 39 for 14 yards (R.Moss) [J.Cooper].	P1
1-10-LV 39	(8:02) M.Washington right guard to LV 39 for no gain (N.Bonitto).	
2-10-LV 39	(7:30) M.Washington right guard to LV 47 for 8 yards (D.Key).	
	PENALTY on LV-D.Glaze, Offensive Holding, 10 yards, enforced at LV 39 - No Play.	
2-20-LV 29	(7:13) F.Mendoza sacked at LV 21 for -8 yards (J.Cooper).	
3-28-LV 21	(6:28) (Shotgun) A.Jeanty right tackle pushed ob at LV 27 for 6 yards (P.Surtain).	
4-22-LV 27	(5:54) A.Cole punts 69 yards to DEN 4, Center-A.Ward. M.Mims pushed ob at DEN 26 for 22 yards (C.Runyon).	

Timeout at 05:41.

Denver Broncos at 5:41

1-10-DEN 26	(5:41) B.Nix pass short left to J.Coleman to DEN 33 for 7 yards (Q.Walker; N.Dean).	
2-3-DEN 33	(5:04) (Shotgun) J.Coleman left guard to DEN 40 for 7 yards (K.Paye).	R2
1-10-DEN 40	(4:23) B.Nix pass short left to J.Waddle to LV 41 for 19 yards (J.McCoy) [M.Koonce].	P3
1-10-LV 41	(3:38) A.Palczewski reported in as eligible. J.Coleman left guard to LV 35 for 6 yards (Q.Walker).	
	PENALTY on LV-T.Keenan, Defensive Holding, 5 yards, enforced at LV 35.	X4
1-10-LV 30	(3:13) (Shotgun) B.Nix pass incomplete short middle to C.Sutton (M.Crosby).	
2-10-LV 30	(3:08) (Shotgun) J.Coleman left end to LV 29 for 1 yard (K.Paye).	
3-9-LV 29	(2:25) (Shotgun) B.Nix pass short right to E.Engram pushed ob at LV 18 for 11 yards (N.Dean).	P5
1-10-LV 18	(1:45) (Shotgun) J.Coleman right tackle to LV 9 for 9 yards (N.Dean).	
2-1-LV 9	(1:02) A.Prentice right guard to LV 6 for 3 yards (Q.Walker).	R6
1-6-LV 6	(:26) J.Coleman up the middle to LV 4 for 2 yards (J.Chinn).	

Las Vegas Raiders vs Denver Broncos at Empower Field at Mile High

END OF QUARTER	Score	Time Poss	First Downs				Efficiencies	
			R	P	X	T	3 Down	4 Down
Las Vegas Raiders	0	4:38	0	1	0	1	0/2	0/0
Denver Broncos	3	10:22	2	3	1	6	2/4	0/0

Play By Play

Second Quarter

Denver Broncos continued.

2-4-LV 4	(15:00) B.Nix pass incomplete short left.	
3-4-LV 4	(14:58) (Shotgun) B.Nix pass incomplete short right to J.Waddle.	
	PENALTY on LV-E.Stokes, Defensive Pass Interference, 3 yards, enforced at LV 4 - No Play.	X7
1-1-LV 1	**(14:54) A.Palczewski reported in as eligible. B.Nix pass short left to A.Trautman for 1 yard, TOUCHDOWN.**	P8
	W.Lutz extra point is GOOD, Center-M.Fraboni, Holder-J.Crawshaw.	

Timeout at 14:50.

LV 0 DEN 10, 12 plays, 74 yards, 2 penalties, 5:51 drive, 0:10 elapsed

W.Lutz kicks 58 yards from DEN 35 to LV 7. D.Laube to LV 24 for 17 yards (D.Key).

PENALTY on LV-I.Pola-Mao, Illegal Block Above the Waist, 10 yards, enforced at LV 24.

Las Vegas Raiders at 14:50, (1st play from scrimmage 14:45)

1-10-LV 14	(14:45) F.Mendoza pass incomplete deep middle to T.Tucker.	
2-10-LV 14	(14:39) (Shotgun) A.Jeanty left tackle to LV 14 for no gain (T.Hufanga).	
3-10-LV 14	(13:56) (Shotgun) F.Mendoza pass incomplete short middle to J.Nailor.	
4-10-LV 14	(13:53) A.Cole punts 58 yards to DEN 28, Center-A.Ward, downed by LV-D.Young.	

Timeout at 13:43.

Denver Broncos at 13:43

1-10-DEN 28	(13:43) B.Nix pass deep right to J.Waddle to LV 48 for 24 yards (E.Stokes).	P9
1-10-LV 48	(13:05) (Shotgun) A.Palczewski reported in as eligible. B.Nix right end ran ob at LV 45 for 3 yards (J.Chinn).	
2-7-LV 45	(12:35) (Shotgun) B.Nix pass short left to E.Engram pushed ob at LV 37 for 8 yards (J.McCoy; N.Dean).	P10
1-10-LV 37	(12:02) B.Nix pass deep left to M.Mims to LV 1 for 36 yards (J.Chinn).	P11
1-1-LV 1	(11:23) (No Huddle) B.Nix up the middle to LV 1 for no gain (N.Dean; F.Fatukasi).	
2-1-LV 1	**(10:38) A.Palczewski reported in as eligible. J.Coleman left guard for 1 yard, TOUCHDOWN. LV-T.Keenan was injured during the play.**	R12
	W.Lutz extra point is GOOD, Center-M.Fraboni, Holder-J.Crawshaw.	

Timeout at 10:35.

LV 0 DEN 17, 6 plays, 72 yards, 3:08 drive, 4:25 elapsed

W.Lutz kicks 61 yards from DEN 35 to LV 4. D.Laube to LV 25 for 21 yards (D.Tillman).

Las Vegas Raiders at 10:35, (1st play from scrimmage 10:29)

1-10-LV 25	(10:29) A.Jeanty left guard to LV 27 for 2 yards (J.Strnad).	
2-8-LV 27	(9:55) (Shotgun) F.Mendoza pass incomplete short right to T.Tucker.	
3-8-LV 27	(9:51) (Shotgun) F.Mendoza pass short right to J.Nailor to LV 43 for 16 yards (T.Hufanga).	P2
1-10-LV 43	(9:25) (No Huddle, Shotgun) F.Mendoza pass incomplete short middle to T.Tucker.	
2-10-LV 43	(9:20) (Shotgun) Direct snap to A.Jeanty. A.Jeanty left end to 50 for 7 yards (J.Strnad; R.Moss). LV-D.Young was injured during the play.	

Timeout at 09:09.

3-3-50	(8:53) (Shotgun) A.Jeanty up the middle pushed ob at DEN 4 for 46 yards (P.Surtain).	R3
1-4-DEN 4	(8:19) A.Jeanty right guard to DEN 4 for no gain (T.Onyedim; D.Jones).	
2-4-DEN 4	(7:40) F.Mendoza pass short left to J.Nailor for 4 yards, TOUCHDOWN NULLIFIED by Penalty [D.Tillman].	
	PENALTY on LV-C.White, Offensive Pass Interference, 10 yards, enforced at DEN 4 - No Play.	
2-14-DEN 14	(7:34) (Shotgun) F.Mendoza pass short right to A.Jeanty to DEN 10 for 4 yards (J.Cooper; J.McMillian).	
3-10-DEN 10	(6:50) (Shotgun) F.Mendoza pass incomplete short left to J.Nailor.	
4-10-DEN 10	**(6:46) M.Gay 28 yard field goal is GOOD, Center-A.Ward, Holder-A.Cole.**	

Timeout at 06:43.

** Injury Update: LV-T.Keenan return is Questionable.

LV 3 DEN 17, 10 plays, 65 yards, 3:52 drive, 8:17 elapsed

M.Gay kicks 65 yards from LV 35 to end zone, Touchback to the DEN 35.

Denver Broncos at 6:43

1-10-DEN 35	(6:43) B.Nix pass short right to N.Adkins to DEN 38 for 3 yards (Q.Walker).	
2-7-DEN 38	(6:05) (Shotgun) J.Coleman left end to DEN 43 for 5 yards (F.Fatukasi). LV-A.Butler was injured during the play.	
3-2-DEN 43	(5:28) (Shotgun) B.Nix sacked at DEN 36 for -7 yards (N.Dean).	
4-9-DEN 36	(4:45) J.Crawshaw punts 48 yards to LV 16, Center-M.Fraboni, out of bounds.	

Las Vegas Raiders vs Denver Broncos at Empower Field at Mile High

** Injury Update: LV-D.Young return is Questionable.

Las Vegas Raiders at 4:39

1-10-LV 16	(4:39) F.Mendoza sacked at LV 6 for -10 yards (A.Singleton).	
2-20-LV 6	(3:55) (Shotgun) M.Washington up the middle to LV 13 for 7 yards (T.Hufanga).	
3-13-LV 13	(3:22) (Shotgun) F.Mendoza pass deep right to J.Bech to LV 32 for 19 yards (J.Barron).	P4
1-10-LV 32	(3:00) (No Huddle, Shotgun) F.Mendoza pass incomplete deep left to T.Tucker.	
2-10-LV 32	**(2:55) (Shotgun) F.Mendoza pass deep right to A.Jeanty for 68 yards, TOUCHDOWN.**	P5
	M.Gay extra point is GOOD, Center-A.Ward, Holder-A.Cole.	

LV 10 DEN 17, 5 plays, 84 yards, 1:54 drive, 12:15 elapsed

M.Gay kicks 64 yards from LV 35 to DEN 1. C.Schrader pushed ob at DEN 26 for 25 yards (I.Pola-Mao).

** Injury Update: LV-A.Butler return is Questionable.

Denver Broncos at 2:45, (1st play from scrimmage 2:40)

1-10-DEN 26	(2:40) (Shotgun) J.Coleman left end to DEN 32 for 6 yards (J.McCoy).	
Two-Minute Warning		
2-4-DEN 32	(2:00) (Shotgun) B.Nix pass incomplete deep right to C.Sutton.	
3-4-DEN 32	(1:56) (Shotgun) B.Nix pass short left to E.Engram pushed ob at DEN 37 for 5 yards (J.McCoy).	P13
1-10-DEN 37	(1:51) (Shotgun) B.Nix pass incomplete deep left to T.Franklin.	
	PENALTY on LV-T.Johnson, Illegal Contact, 5 yards, enforced at DEN 37 - No Play.	X14
	Timeout #1 by DEN at 01:45.	
1-10-DEN 42	(1:45) (Shotgun) B.Nix pass incomplete short right to E.Engram.	
2-10-DEN 42	(1:39) (Shotgun) B.Nix pass incomplete short right to J.Coleman.	
3-10-DEN 42	(1:35) (Shotgun) B.Nix pass incomplete deep middle to T.Franklin.	
4-10-DEN 42	(1:27) J.Crawshaw punts 45 yards to LV 13, Center-M.Fraboni. D.Laube pushed ob at LV 26 for 13 yards (K.Reid). ** Injury Update: LV-D.Young has returned to the game.	

Las Vegas Raiders at 1:17

1-10-LV 26	(1:17) (Shotgun) F.Mendoza sacked at LV 17 for -9 yards (sack split by Z.Allen and N.Bonitto).	
	Timeout #2 by DEN at 01:12.	
2-19-LV 17	(1:12) (Shotgun) A.Jeanty right guard to LV 24 for 7 yards (M.Roach; P.Surtain).	
	Timeout #3 by DEN at 01:07.	
3-12-LV 24	*(1:07) (Shotgun) PENALTY on LV-M.Mayer, False Start, 5 yards, enforced at LV 24 - No Play.*	
3-17-LV 19	(1:07) (Shotgun) A.Jeanty left tackle to LV 23 for 4 yards (J.McMillian; A.Singleton).	
	Timeout #2 by LV at 00:22.	
4-13-LV 23	(:22) A.Cole punts 27 yards to 50, Center-A.Ward, downed by LV-D.Luter.	
	Timeout #3 by LV at 00:11.	

Denver Broncos at 0:11

1-10-50	(:11) (Shotgun) B.Nix pass incomplete deep left to J.Waddle (N.Dean, T.Stukes).	
2-10-50	(:05) (Shotgun) B.Nix pass deep middle INTERCEPTED by I.Pola-Mao at LV -9. Touchback.	

END OF QUARTER

	Score	Time Poss	First Downs R	P	X	T	Efficiencies 3 Down	4 Down
Las Vegas Raiders	**10**	**7:59**	**1**	**3**	**0**	**4**	**3/6**	**0/0**
Denver Broncos	**17**	**7:01**	**1**	**5**	**2**	**8**	**1/3**	**0/0**

Play By Play

Third Quarter

11/22/2026

LV elects to Receive, and DEN elects to defend the North goal.

** Injury Update: LV-A.Butler is Out of the game.

** Injury Update: LV-T.Keenan is Out of the game.

W.Lutz kicks 61 yards from DEN 35 to LV 4. D.Laube pushed ob at LV 28 for 24 yards (J.Barron).

Las Vegas Raiders at 15:00, (1st play from scrimmage 14:55)

1-10-LV 28	(14:55) M.Washington left guard to LV 31 for 3 yards (J.Strnad; A.Singleton).	
2-7-LV 31	(14:16) F.Mendoza pass short right to M.Mayer to LV 35 for 4 yards (J.McMillian).	
3-3-LV 35	(13:33) (Shotgun) A.Jeanty left end to LV 36 for 1 yard (A.Singleton; M.Roach).	
4-2-LV 36	(12:48) A.Cole punts 60 yards to DEN 4, Center-A.Ward, downed by LV-D.Luter.	

Timeout at 12:36.

Denver Broncos at 12:36

1-10-DEN 4	(12:36) A.Palczewski reported in as eligible. J.Coleman up the middle to DEN 11 for 7 yards (C.Williams).	
2-3-DEN 11	(11:59) (Shotgun) J.Coleman left end to DEN 13 for 2 yards (K.Paye).	
3-1-DEN 13	(11:20) J.Coleman left tackle to DEN 18 for 5 yards (N.Dean; J.McCoy).	R15
1-10-DEN 18	(10:40) B.Nix pass short right to P.Bryant pushed ob at DEN 21 for 3 yards (T.Johnson).	
2-7-DEN 21	(10:02) (Shotgun) B.Nix pass short middle to P.Bryant to DEN 30 for 9 yards (T.Johnson). DEN-P.Bryant was injured during the play.	P16

Timeout at 09:36.

1-10-DEN 30	(9:28) J.Coleman left end to DEN 29 for -1 yards (N.Dean).	
2-11-DEN 29	(8:50) (Shotgun) B.Nix pass incomplete short right.	
3-11-DEN 29	(8:43) (Shotgun) B.Nix pass short middle to E.Engram to DEN 39 for 10 yards (Q.Walker). ** Injury Update: DEN-P.Bryant has returned to the game.	
4-1-DEN 39	(7:59) A.Palczewski reported in as eligible. B.Nix up the middle to DEN 39 for no gain (M.Crosby; F.Fatukasi). The Replay Official reviewed the short of the line to gain ruling, and the play was Upheld. The ruling on the field stands.	

Las Vegas Raiders at 7:55

1-10-DEN 39	(7:55) M.Washington up the middle to DEN 30 for 9 yards (J.McMillian).	
2-1-DEN 30	(7:21) M.Washington up the middle to DEN 27 for 3 yards (T.Rapp).	R6
1-10-DEN 27	(6:46) M.Washington right end to DEN 21 for 6 yards (Q.Robinson; T.Onyedim).	
2-4-DEN 21	(6:02) M.Washington up the middle to DEN 19 for 2 yards (J.McMillian; M.Roach). FUMBLES (J.McMillian), and recovers at DEN 19.	
3-2-DEN 19	**(5:20) F.Mendoza pass short right to I.Thomas for 19 yards, TOUCHDOWN.**	P7
	M.Gay extra point is GOOD, Center-A.Ward, Holder-A.Cole.	

Timeout at 05:13.

LV 17 DEN 17, 5 plays, 39 yards, 2:42 drive, 9:47 elapsed

M.Gay kicks 61 yards from LV 35 to DEN 4. C.Schrader to DEN 28 for 24 yards (C.Heyward; C.Runyon).

Denver Broncos at 5:13, (1st play from scrimmage 5:09)

1-10-DEN 28	(5:09) J.Coleman right guard to DEN 33 for 5 yards (F.Fatukasi; Q.Walker).	
2-5-DEN 33	(4:31) (Shotgun) B.Nix pass incomplete deep right to E.Engram.	
3-5-DEN 33	(4:24) (Shotgun) B.Nix pass short left to E.Engram to LV 48 for 19 yards (N.Dean).	P17
1-10-LV 48	(3:44) M.Mims left end pushed ob at LV 37 for 11 yards (Q.Walker).	R18
1-10-LV 37	(3:18) (Shotgun) B.Nix pass short middle to J.Coleman to LV 30 for 7 yards (N.Dean).	
2-3-LV 30	(2:34) (Shotgun) J.Coleman right end to LV 25 for 5 yards (E.Stokes; J.Chinn).	R19
1-10-LV 25	(1:52) (Shotgun) C.Schrader up the middle to LV 22 for 3 yards (Q.Walker; F.Fatukasi).	
2-7-LV 22	(1:10) (Shotgun) B.Nix pass incomplete short right to P.Bryant.	
3-7-LV 22	(1:06) (Shotgun) B.Nix pass deep right to J.Waddle to LV 4 for 18 yards (E.Stokes) [M.Crosby].	P20
1-4-LV 4	**(:24) (Shotgun) J.Coleman right tackle for 4 yards, TOUCHDOWN.**	R21
	W.Lutz extra point is GOOD, Center-M.Fraboni, Holder-J.Crawshaw.	

LV 17 DEN 24, 10 plays, 72 yards, 4:53 drive, 14:40 elapsed

W.Lutz kicks 63 yards from DEN 35 to LV 2. D.Laube to LV 30 for 28 yards (J.Barron).

Las Vegas Raiders at 0:20, (1st play from scrimmage 0:14)

1-10-LV 30	(:14) M.Washington left end to LV 35 for 5 yards (Z.Allen).	

Las Vegas Raiders vs Denver Broncos at Empower Field at Mile High

END OF QUARTER	Score	Time Poss	First Downs				Efficiencies	
			R	P	X	T	3 Down	4 Down
Las Vegas Raiders	17	5:26	1	1	0	2	1/2	0/0
Denver Broncos	24	9:34	4	3	0	7	3/4	0/1

Play By Play

Fourth Quarter

Las Vegas Raiders continued.

2-5-LV 35	(15:00) A.Jeanty left guard to LV 38 for 3 yards (D.Jones; A.Singleton).	
3-2-LV 38	(14:27) (Shotgun) F.Mendoza scrambles up the middle to LV 47 for 9 yards (R.Moss).	R8
1-10-LV 47	(13:47) F.Mendoza pass incomplete short right to T.Tucker (Z.Allen).	
2-10-LV 47	(13:43) M.Washington right end to DEN 46 for 7 yards (Z.Allen; A.Singleton).	
3-3-DEN 46	(13:01) (Shotgun) F.Mendoza right end to DEN 45 for 1 yard (A.Singleton).	
	Timeout #1 by LV at 12:16.	
4-2-DEN 45	(12:16) (Shotgun) F.Mendoza pass incomplete short left to J.Nailor.	

Timeout at 12:12.

Denver Broncos at 12:12

1-10-DEN 46	(12:12) B.Nix pass short left to E.Engram to LV 33 for 21 yards (T.Stukes).	P22
1-10-LV 33	(11:26) (Shotgun) J.Coleman left end to LV 26 for 7 yards (J.Chinn).	
2-3-LV 26	(10:45) A.Palczewski reported in as eligible. J.Coleman up the middle to LV 21 for 5 yards (Q.Walker; E.Stokes).	R23
1-10-LV 21	(10:06) J.Coleman left guard to LV 7 for 14 yards (E.Stokes).	R24
1-7-LV 7	**(9:26) J.Coleman left tackle for 7 yards, TOUCHDOWN.**	R25
	W.Lutz extra point is GOOD, Center-M.Fraboni, Holder-J.Crawshaw.	

Timeout at 09:21.

LV 17 DEN 31, 5 plays, 54 yards, 2:51 drive, 5:39 elapsed

W.Lutz kicks 60 yards from DEN 35 to LV 5. D.Laube to LV 27 for 22 yards (K.Abrams-Draine; D.Key).

Las Vegas Raiders at 9:21, (1st play from scrimmage 9:15)

1-10-LV 27	(9:15) F.Mendoza pass short left to T.Tucker pushed ob at LV 38 for 11 yards (P.Surtain). The first down was assisted by replay.	P9
1-10-LV 38	(8:49) (Shotgun) F.Mendoza pass incomplete short middle to A.Jeanty (D.Jones).	
2-10-LV 38	(8:45) F.Mendoza pass incomplete short middle to M.Mayer (A.Singleton) [J.Strnad].	
3-10-LV 38	(8:35) (Shotgun) F.Mendoza pass incomplete short left to J.Nailor.	
4-10-LV 38	(8:30) A.Cole punts 40 yards to DEN 22, Center-A.Ward, fair catch by M.Mims.	

Denver Broncos at 8:24

1-10-DEN 22	(8:24) A.Palczewski reported in as eligible. J.Coleman left tackle to DEN 24 for 2 yards (J.Chinn; F.Fatukasi).	
2-8-DEN 24	(7:46) (Shotgun) B.Nix pass incomplete short middle to N.Adkins.	
3-8-DEN 24	(7:41) (Shotgun) B.Nix pass incomplete short right to M.Mims (M.Crosby).	
4-8-DEN 24	(7:38) J.Crawshaw punts 45 yards to LV 31, Center-M.Fraboni, fair catch by D.Laube.	

Las Vegas Raiders at 7:31

1-10-LV 31	(7:31) (Shotgun) F.Mendoza pass short middle to A.Jeanty to LV 35 for 4 yards (J.Strnad; T.Rapp).	
2-6-LV 35	(7:05) (No Huddle, Shotgun) F.Mendoza pass deep left to T.Tucker to DEN 26 for 39 yards (D.Key; A.Singleton).	P10
1-10-DEN 26	(6:37) (No Huddle, Shotgun) F.Mendoza pass incomplete short right [Q.Robinson].	
	PENALTY on LV-K.Miller, Offensive Holding, 10 yards, enforced at DEN 26 - No Play.	
	** Injury Update: LV-M.Mayer return is Questionable.	
1-20-DEN 36	(6:30) (Shotgun) F.Mendoza pass short right to J.Bech to DEN 29 for 7 yards (R.Moss).	
2-13-DEN 29	(6:08) (No Huddle, Shotgun) F.Mendoza pass short right to A.Jeanty to DEN 21 for 8 yards (D.Key).	
3-5-DEN 21	(5:41) (No Huddle, Shotgun) F.Mendoza pass short middle to J.Bech to DEN 11 for 10 yards (J.Strnad).	P11
	Timeout #1 by DEN at 05:18.	
1-10-DEN 11	(5:18) (Shotgun) F.Mendoza right end to DEN 10 for 1 yard. F.Mendoza pass short right to J.Nailor for 10 yards, TOUCHDOWN NULLIFIED by Penalty. ** Injury Update: LV-M.Mayer has returned to the game.	
	PENALTY on LV-F.Mendoza, Illegal Forward Pass, 5 yards, enforced at DEN 10.	
2-14-DEN 15	(5:11) (Shotgun) F.Mendoza pass short right to J.Bech pushed ob at DEN 7 for 8 yards (J.Strnad; A.Singleton).	
3-6-DEN 7	**(4:33) (Shotgun) F.Mendoza pass short left to J.Bech for 7 yards, TOUCHDOWN. The touchdown was assisted by replay.**	P12
	M.Gay extra point is GOOD, Center-A.Ward, Holder-A.Cole.	

LV 24 DEN 31, 8 plays, 69 yards, 3:02 drive, 10:31 elapsed

M.Gay kicks 65 yards from LV 35 to landing zone to end zone, Touchback to the DEN 20.

Denver Broncos at 4:29

1-10-DEN 20	(4:29) J.Coleman right end to DEN 23 for 3 yards (J.Chinn).	
2-7-DEN 23	(3:46) J.Coleman up the middle to DEN 29 for 6 yards (N.Dean; C.Williams). LV-J.Pegues was injured during the play.	

Timeout at 03:30.

** Injury Update: DEN-T.Rapp return is Questionable.

3-1-DEN 29 (3:16) J.Coleman right guard to DEN 29 for no gain (F.Fatukasi).

4-1-DEN 29 (2:31) J.Crawshaw punts 45 yards to LV 26, Center-M.Fraboni, fair catch by D.Laube.

Las Vegas Raiders at 2:23

1-10-LV 26 (2:23) (Shotgun) F.Mendoza pass incomplete short middle to J.Bech (Z.Allen).

2-10-LV 26 (2:17) (Shotgun) F.Mendoza pass short right to J.Bech to LV 31 for 5 yards (A.Singleton; J.McMillian).

** Injury Update: LV-J.Pegues return is Questionable.

Two-Minute Warning

3-5-LV 31 **(2:00) (Shotgun) F.Mendoza pass short left intended for T.Tucker INTERCEPTED by J.McMillian at LV 35. J.McMillian for 35 yards, TOUCHDOWN.**

Denver Broncos at 1:52

W.Lutz extra point is GOOD, Center-M.Fraboni, Holder-J.Crawshaw.

LV 24 DEN 38, 0 plays, 35 yards, 0:00 drive , 13:08 elapsed

W.Lutz kicks 65 yards from DEN 35 to end zone, Touchback to the LV 35.

Las Vegas Raiders at 1:52

1-10-LV 35 (1:52) (Shotgun) F.Mendoza pass incomplete deep right to M.Mayer.

2-10-LV 35 (1:45) (Shotgun) F.Mendoza scrambles left end pushed ob at LV 46 for 11 yards (A.Singleton). DEN-S.Jones was injured during the play. R13

Timeout #2 by DEN at 01:37.

1-10-LV 46 (1:37) (Shotgun) F.Mendoza pass incomplete deep right to T.Tucker.

2-10-LV 46 (1:31) (Shotgun) F.Mendoza pass incomplete short right to A.Jeanty (Z.Allen) [Z.Allen].

3-10-LV 46 (1:27) (Shotgun) F.Mendoza pass short right to J.Bech pushed ob at DEN 36 for 18 yards (J.McMillian). P14

1-10-DEN 36 (1:20) (Shotgun) F.Mendoza pass incomplete short middle to M.Mayer (J.Cooper).

2-10-DEN 36 (1:16) (Shotgun) F.Mendoza pass incomplete deep middle to T.Tucker (T.Hufanga) [T.Hufanga].

3-10-DEN 36 *(1:10) (Shotgun) PENALTY on DEN-N.Bonitto, Defensive Offside, 5 yards, enforced at DEN 36 - No Play.*

3-5-DEN 31 (1:10) (Shotgun) F.Mendoza sacked at DEN 37 for -6 yards (J.Cooper).

Timeout #2 by LV at 01:03.

** Injury Update: DEN-S.Jones return is Questionable.

4-11-DEN 37 (1:03) (Shotgun) F.Mendoza sacked at DEN 44 for -7 yards (M.Roach).

Denver Broncos at 0:57

1-10-DEN 44 (:57) B.Nix kneels to DEN 43 for -1 yards.

2-11-DEN 43 (:36) B.Nix kneels to DEN 42 for -1 yards.

END OF QUARTER

	Score	Time Poss	First Downs R	P	X	T	Efficiencies 3 Down	4 Down
Las Vegas Raiders	**24**	**8:13**	**2**	**5**	**0**	**7**	**4/8**	**0/2**
Denver Broncos	**38**	**6:47**	**3**	**1**	**0**	**4**	**0/2**	**0/0**

Miscellaneous Statistics Report

Las Vegas Raiders vs Denver Broncos
11/22/2026 at Empower Field at Mile High

Ten Longest Plays for Las Vegas Raiders

Yards	Qtr	Play Start	Play Description
68	2	2-10-LV 32	(2:55) (Shotgun) F.Mendoza pass deep right to A.Jeanty for 68 yards, TOUCHDOWN.
46	2	3-3-50	(8:53) (Shotgun) A.Jeanty up the middle pushed ob at DEN 4 for 46 yards (P.Surtain).
39	4	2-6-LV 35	(7:05) (No Huddle, Shotgun) F.Mendoza pass deep left to T.Tucker to DEN 26 for 39 yards (D.Key; A.Singleton).
19	2	3-13-LV 13	(3:22) (Shotgun) F.Mendoza pass deep right to J.Bech to LV 32 for 19 yards (J.Barron).
19	3	3-2-DEN 19	(5:20) F.Mendoza pass short right to I.Thomas for 19 yards, TOUCHDOWN.
18	4	3-10-LV 46	(1:27) (Shotgun) F.Mendoza pass short right to J.Bech pushed ob at DEN 36 for 18 yards (J.McMillian).
16	2	3-8-LV 27	(9:51) (Shotgun) F.Mendoza pass short right to J.Nailor to LV 43 for 16 yards (T.Hufanga).
14	1	1-10-LV 25	(8:38) F.Mendoza pass short right to J.Bech to LV 39 for 14 yards (R.Moss) [J.Cooper].
11	4	1-10-LV 27	(9:15) F.Mendoza pass short left to T.Tucker pushed ob at LV 38 for 11 yards (P.Surtain). The first down was assisted by replay.
11	4	2-10-LV 35	(1:45) (Shotgun) F.Mendoza scrambles left end pushed ob at LV 46 for 11 yards (A.Singleton). DEN-S.Jones was injured during the play.

Ten Longest Plays for Denver Broncos

Yards	Qtr	Play Start	Play Description
36	2	1-10-LV 37	(12:02) B.Nix pass deep left to M.Mims to LV 1 for 36 yards (J.Chinn).
24	2	1-10-DEN 28	(13:43) B.Nix pass deep right to J.Waddle to LV 48 for 24 yards (E.Stokes).
21	4	1-10-DEN 46	(12:12) B.Nix pass short left to E.Engram to LV 33 for 21 yards (T.Stukes).
20	1	3-11-DEN 21	(13:18) (Shotgun) B.Nix pass deep left to P.Bryant to DEN 41 for 20 yards (T.Johnson).
19	1	1-10-DEN 40	(4:23) B.Nix pass short left to J.Waddle to LV 41 for 19 yards (J.McCoy) [M.Koonce].
19	3	3-5-DEN 33	(4:24) (Shotgun) B.Nix pass short left to E.Engram to LV 48 for 19 yards (N.Dean).
18	3	3-7-LV 22	(1:06) (Shotgun) B.Nix pass deep right to J.Waddle to LV 4 for 18 yards (E.Stokes) [M.Crosby].
14	4	1-10-LV 21	(10:06) J.Coleman left guard to LV 7 for 14 yards (E.Stokes).
11	1	1-10-LV 41	(3:38) A.Palczewski reported in as eligible. J.Coleman left guard to LV 35 for 6 yards (Q.Walker).
11	1	3-9-LV 29	(2:25) (Shotgun) B.Nix pass short right to E.Engram pushed ob at LV 18 for 11 yards (N.Dean).

Touchdown Scoring Information		Offense	Defense	Special Teams
VISITOR	Las Vegas Raiders	3	0	0
HOME	Denver Broncos	4	1	0

Player Scoring Information

Club	Player	TD	Rush TD	Rec TD	KO TD	Punt TD	Int TD	Fum TD	Misc TD	FG	XP	2Pt Rush	2Pt Rec	Sfty	Points
LV	J.Bech	0	0	1	0	0	0	0	0	0	0	0	0	0	6
LV	A.Jeanty	0	0	1	0	0	0	0	0	0	0	0	0	0	6
LV	I.Thomas	0	0	1	0	0	0	0	0	0	0	0	0	0	6
LV	M.Gay	0	0	0	0	0	0	0	0	1	3	0	0	0	6
DEN	J.Coleman	0	3	0	0	0	0	0	0	0	0	0	0	0	18
DEN	W.Lutz	0	0	0	0	0	0	0	0	1	5	0	0	0	8
DEN	A.Trautman	0	0	1	0	0	0	0	0	0	0	0	0	0	6
DEN	J.McMillian	0	0	0	0	0	1	0	0	0	0	0	0	0	6

Possession Detail	First Half		Second Half		Game	
	Visitor	Home	Visitor	Home	Visitor	Home
Largest Lead	0	17	0	14	0	17
Drives Leading	0	5	0	5	0	10
Time of Possession Leading	0:00	12:42	0:00	11:28	0:00	24:10
Largest Deficit	-17	0	-14	0	-17	0
Drives Trailing	5	0	7	0	12	0
Time of Possession Trailing	11:01	0:00	13:39	0:00	24:40	0:00
Times Score Tied Up		0		1		1
Lead Changes		1		1		2

Playtime Percentage

Percent of playtime per player on offense, defense and special teams (Unofficial)

Las Vegas Raiders

		Offense		Defense		Special Teams	
D.Glaze	T	70	100%			4	12%
K.Miller	T	70	100%			4	12%
S.Burford	G	70	100%			4	12%
T.Zuhn	G	70	100%			4	12%
T.Linderbaum	C	70	100%				
F.Mendoza	QB	70	100%				
A.Jeanty	RB	59	84%				
J.Nailor	WR	58	83%				
T.Tucker	WR	56	80%				
J.Bech	WR	55	79%			8	24%
M.Mayer	TE	47	67%			4	12%
I.Thomas	TE	35	50%			7	21%
M.Washington	RB	15	21%				
C.White	WR	12	17%			5	15%
C.Heyward	FB	10	14%			21	64%
D.Young	WR	3	4%			18	55%
T.Stukes	S			73	100%	13	39%
N.Dean	LB			73	100%		
Q.Walker	LB			73	100%		
J.Chinn	S			73	100%		
J.McCoy	CB			71	97%		
E.Stokes	CB			71	97%		
M.Crosby	DE			66	90%	8	24%
T.Johnson	CB			59	81%		
K.Paye	DE			53	73%		
F.Fatukasi	DT			38	52%	2	6%
M.Koonce	DE			38	52%		
J.Pegues	DT			30	41%	6	18%
C.Williams	DT			24	33%		
T.Booker	DT			22	30%	8	24%
A.Butler	DT			18	25%		
T.Keenan	DT			9	12%		
H.Masses	CB			6	8%		
T.Eichenberg	LB			4	5%	29	88%
I.Pola-Mao	S			2	3%	29	88%
D.Laube	RB					29	88%
D.Luter	CB					29	88%
C.Lindenberg	LB					29	88%
C.Runyon	TE					29	88%
S.Olubi	LB					29	88%
A.Cole	P					10	30%
A.Ward	LS					10	30%
M.Gay	K					9	27%
J.Powers-Johnson	G/C					4	12%
C.Grant	T					4	12%

Denver Broncos

		Offense		Defense		Special Teams	
G.Bolles	T	73	100%			6	18%
M.McGlinchey	T	73	100%			6	18%
Q.Meinerz	G/C	73	100%			6	18%
L.Wattenberg	C	73	100%				
B.Nix	QB	73	100%				
J.Coleman	RB	62	85%				
C.Sutton	WR	49	67%				
A.Trautman	TE	43	59%			6	18%
M.Peart	T	42	58%			6	18%
P.Bryant	WR	40	55%				
J.Waddle	WR	39	53%				
E.Engram	TE	33	45%				
B.Powers	G	31	42%			6	18%
N.Adkins	TE	30	41%			5	15%
T.Franklin	WR	24	33%				
A.Prentice	FB	17	23%			23	70%
M.Mims	WR	15	21%			11	33%
A.Palczewski	T	8	11%			6	18%
T.Hufanga	S	2	3%	69	99%	4	12%
C.Schrader	RB	2	3%			5	15%
J.Dobbins	RB	1	1%				
P.Surtain	CB			70	100%	4	12%
A.Singleton	LB			70	100%	4	12%
R.Moss	CB			70	100%		
Z.Allen	DL			59	84%	4	12%
J.McMillian	CB			54	77%		
J.Strnad	LB			51	73%		
N.Bonitto	LB			47	67%		
M.Roach	DT			46	66%	6	18%
J.Cooper	LB			43	61%		
D.Key	DB			37	53%	23	70%
T.Rapp	S			33	47%		
Q.Robinson	LB			27	39%	27	82%
S.Jones	DE			25	36%	6	18%
D.Tillman	LB			23	33%	26	79%
D.Jones	DT			19	27%		
T.Onyedim	DT			14	20%	4	12%
J.Barron	CB			13	19%	17	52%
T.Anderson	S					27	82%
J.Turner	LB					23	70%
K.Reid	LB					22	67%
J.Skinner	S					21	64%
K.Abrams-Draine	CB					18	55%
W.Lutz	K					13	39%

C.Rogers	G	4	12%	M.Fraboni	LS	11	33%
D.Porter	CB	3	9%	J.Crawshaw	P	11	33%
				A.Forsyth	C	6	18%

LAS VEGAS RAIDERS CLIPS

POSTGAME – WEEK 11 VS. DENVER
NOVEMBER 22, 2026

RAIDERS NEWS

LAS VEGAS REVIEW-JOURNAL

Raiders show fight in Fernando Mendoza's 2nd start but falter late in Denver
By Sam Gordon
November 22, 2026

DENVER — The Las Vegas Raiders had rallied Sunday from a 17-point deficit to the Denver Broncos at Empower Field at Mile High. What's a touchdown deficit with 2:23 to play?

Nothing they don't think they can't overcome with Fernando Mendoza under center, having thrown three touchdown passes already.

He then threw his fourth — but to Denver's Ja'Quan McMillian.

Mendoza's quick throw left was intercepted with one hand by the Broncos cornerback and returned 35 yards for touchdown, cementing a 38-24 loss in the second start of his NFL career. The Raiders — down injured star tight end Brock Bowers — were hoping to snap their streak of 119 consecutive losses when down by 17 but instead, it's up to 120 with their seventh loss in their last eight games.

The No. 1 overall pick in April, Mendoza completed 18 of 37 passes for 267 yards and touchdowns to running back Ashton Jeanty, tight end Ian Thomas and wide receiver Jack Bech. His third-quarter scoring strike to Thomas tied the matchup at 17-17, but Broncos running back Jonah Coleman answered with a pair of scoring runs en route to 111 rushing yards.

Denver quarterback Bo Nix passed for 225 yards, a touchdown and a pick.

Jeanty (11 carries for 79 yards, five receptions for 90 yards) totaled a season-high 176 yards from scrimmage and caught Mendoza's first NFL touchdown pass. He helped Las Vegas top 100 rushing yards (143 total with running back Mike Washington's nine carries for 42 yards and Mendoza's four carries for 22 yards) for the first time since Sept. 27 against the New Orleans Saints.

"It was quick-game play and it was the right side in a sense to go to," Mendoza said, describing his first career interception. "McMillian made a fantastic play. Saw him take a shuffle inside. Thought he was (playing) the other slant, and I let it go with anticipation. He made a fantastic play. … Those are things that I'm going to learn from and grow from in order to give my team the best shot to win."

Here's why the Raiders (4-7) lost to the Broncos (8-2):

A rookie QB making his second career start … in a hostile environment: The crowd was so loud for stretches, the flooring in the press box shook. Imagine then what Mendoza heard during crucial downs while facing the Broncos, who boast one of the NFL's best defenses.

Mendoza said there were issues with the headset in his helmet with which he gets playcalls from Kubiak. "That was another challenge that presented itself," he said.

Added Mendoza, sacked five times and hit 11 more times as a passer: “That’s not an excuse by any means. It just says how loud it was and sometimes the reality is … you’ve got to live and you learn. That’s why we go through the call sheet so repetitively throughout the week.”

All told, Mendoza flashed the poise, arm strength, mobility and resilience that made him the top draft pick. His touchdown passes were thrown with conviction. He also missed throws to open receivers. His fighting spirit gave the Raiders a chance to drive for the tie, if not for the pick.

“Our coaches really pride on one play at a time,” Mendoza said. “And even though they’re up 17-0, we just execute one play at a time. … We needed to execute each play and protect the ball. That was something I believe we did well for the first three-and-half quarters. At the end, we didn’t protect the ball. I mean, I didn’t protect the ball. But it was something, when you protect the ball you can stay in those games.”

Penalties: Las Vegas didn’t commit an infraction last week in the 21-13 home loss to the Seattle Seahawks in Mendoza’s first career start.

They followed Sunday afternoon with nine penalties for 63 yards.

A third-down defensive pass interference call on cornerback Eric Stokes paved the way for Nix’s touchdown pass to Adam Trautman. An offensive pass interference call on wide receiver Cody White — running a pick play — negated a touchdown to wideout Jalen Nailor. A second-down hold by DJ Glaze also nuked a first-half possession.

The Raiders had seven penalties by halftime, when Las Vegas coach Klint Kubiak said on the broadcast of the officiating, “Yeah well, they need to call it both ways.”

The Raiders through the first 10 weeks committed the third-fewest (5.7) penalties per game.

“(Nine penalties are) not going to win any games,” Kubiak said postgame. “That’s unacceptable. Got to go look at the tape and look at everyone individually, but you’re not going to win with nine penalties.”

Defense wore out: Denver’s point total notwithstanding, the Raiders provided enough resistance to keep the Broncos in check offensively for sizable stretches until Mendoza found his rhythm. Three times, they forced a three-and-out, stopping a fourth-down quarterback sneak.

They also kept Denver to a field goal, walling up in their own territory after punter AJ Cole’s kick was deflected. Twice, they limited the Broncos to one first down and a punt. But after the Raiders tied the game with Mendoza’s touchdown pass to Thomas, Denver responded with touchdown drives that Coleman capped with scoring runs.

The first was a 10-play, 72-yard saunter, the second, a five-play, 54-yard foray. That with the Raiders already down Tonka Hemingway and losing Tim Keenan III, Adam Butler and JJ Pegues at defensive tackle.

“Guys go down and other guys get opportunities,” Kubiak said. “Is it difficult, but if you’re a young player, you see that your next snap is one snap away.”

Raiders hope to get Brock Bowers back soon, decimated at defensive tackle
By Adam Hill
November 22, 2026

DENVER -— The Las Vegas Raiders had to play Sunday's game against the Denver Broncos without their star pass catcher and a starting defensive tackle.

They lost three more defensive tackles over the course of a 38-24 loss at Empower Field at Mile High, but there is optimism at least one of the absences will only be temporary.

Tight end Brock Bowers was eventually held out of the Sunday's game despite getting in limited practice sessions on Thursday and Friday and being listed as questionable due to an ankle injury that forced him out of last week's game at halftime.

Coach Klint Kubiak said it was ultimately his decision to make Bowers inactive even though he had gotten better throughout the week.

"Medical decision. Group effort," Kubiak said after the loss. "He was not ready to play."

Kubiak added, however, that Bowers is making progress and could return next week when the Raiders visit Cleveland to play the Browns on "Sunday Night Football."

"He's making progress," Kubiak said after Bowers missed his third game of the season.

Bowers was joined on the inactive list by defensive tackle Tonka Hemingway, who left last week's game with a stinger and was not available Sunday.

They Raiders lost two more defensive tackles before halftime against the Broncos.

Tim Keenan III did not return after suffering a knee injury, and Adam Butler left the game with a concussion.

Then the Raiders lost defensive tackle JJ Pegues to a forearm injury late in the second half.

"That's the NFL," Kubiak said after the game of all the injuries at defensive tackle. "Guys go down and other guys get opportunities. It is difficult. But if you're a young player and you see that your next snap is one snap away. It's definitely difficult."

Foley Fatukasi was questionable to play with a toe injury, but was able to play on Sunday and helped stop Bo Nix on a fourth-down sneak in the Broncos' own territory to set up the Raiders' game-tying score in the third quarter.

The Raiders also briefly lost tight end Michael Mayer with a back injury in the game before he returned.

Raiders grades: Fernando Mendoza shows promise despite another loss
By Adam Hill
November 22, 2026

DENVER -— How the Las Vegas Raiders performed in a 38-24 loss to the Broncos at Empower Field at Mile High on Sunday:

Offense: B+
It was a slow start, which is the only real knock on this group.

The Raiders were able to run the ball with some consistency for the first time in weeks, and Fernando Mendoza made several big throws in key situations against a talented defense.

He also missed a few opportunities that could have changed the game, took several sacks and had multiple passes batted down at the line of scrimmage.

Then there was the pick-6 that sealed the Broncos' victory.

But right now, the Raiders are focused on development, and they absolutely got that Sunday. Mendoza took a significant step forward from his first start and stayed composed after the Raiders fell behind early.

When Mendoza was good, he was very good. There were several NFL-caliber throws on his tape.

The Raiders could have helped him early by catching a couple of dropped passes, but overall it was a good day for the offense.

The future is bright.

Defense: B-
Look, they kind of are what they are at this point.

The defense made a few plays, particularly on a key fourth-down stop that gave the offense the ball back on a short field and helped the Raiders tie the game in the third quarter. It also came up with a third-down stop late that gave the offense a chance to tie the game in the final minutes.

The fourth-down stop capped a stretch of four consecutive possessions in which the Broncos failed to score.

But for most of the game, the Broncos moved the ball a little too easily. The Raiders surrendered 30 points for the seventh time in eight games.

Jonah Coleman ran for 111 yards and three touchdowns as he proved too much for the Raiders to handle.

There are signs of progress for this group, but it has a long way to go.

Special teams: D+
A normally solid unit was a bit of a mess Sunday.

Most notably, the punt protection group struggled.

While the Raiders technically did not have a punt blocked, the Broncos got their hands on two AJ Cole punts and deflected them, setting up short fields. One traveled just 2 yards, and the other went 27 yards. Those plays were essentially turnovers.

Fortunately for the Raiders, the defense stiffened, and the Broncos managed three points off those two possessions, including a field goal in the final minute of the first half.

The Raiders also did not get their usual boost from the kickoff return game.

League leader Dylan Laube was held to just 22.3 yards on six attempts. One of those short returns was compounded by an illegal block penalty that pushed the start of a drive back to the 14-yard line.

Matt Gay was able to make all of his kicks and effectively kick off despite entering the game with a hip injury. He also made a perfect kick to pin the Broncos at the 20 instead of the 35 on a touchback when it was 31-24.

Coaching: B
Mendoza's first two touchdown passes were the product of outstanding play design by coach Klint Kubiak.

On the first, Kubiak isolated running back Ashton Jeanty on a linebacker as the only two players on the right side of the field. Mendoza found Jeanty for a 68-yard touchdown, one of the easiest scoring throws of his young career.

Then came a brilliantly designed play-action bootleg that resulted in a touchdown. Mendoza executed the call flawlessly, selling the fake before finding the end zone.

And that does not even include Jeanty's longest run of the season. Kubiak dialed up a draw on third-and-medium when virtually everyone in the stadium expected a pass.

He did fail what football analytics people call "the math test," however, when he elected to kick an extra point to cut the deficit to seven points with just more than four minutes remaining rather than go for two.

Fernando Mendoza tosses 3 TDs, but first INT helps Broncos outlast Raiders
By Sam Gordon
November 22, 2026

DENVER — Fernando Mendoza threw his first touchdown as an NFL quarterback Sunday afternoon in his second career start, this one coming at Empower Field at Mile High.

His first win for the Las Vegas Raiders still awaits.

Mendoza threw touchdown passes Sunday to running back Ashton Jeanty, tight end Ian Thomas and wide receiver Jack Bech, but the Raiders fell 38-24 to the Denver Broncos for their seventh loss in their last eight games. Sacked five times, Mendoza completed 18 of 37 passes for 267 yards, three touchdowns and a fourth-quarter pick-6.

Denver running back Jonah Coleman rushed 24 times for 111 yards and three touchdowns. Broncos quarterback Bo Nix threw for 225 yards a touchdown and a pick. Jeanty finished with 169 yards from scimmage as Las Vegas topped 100 rushing yards for the first time since Week 3.

The Broncos mounted a 17-0 lead as the Raiders struggled to untrack offensively. Nix threw a 1-yard touchdown pass to Adam Trautman and Coleman rushed for a 1-yard score.

But Jeanty's 46-yard run set up a 28-yard field goal from kicker Matt Gay and a stop set the stage for Mendoza's first touchdown. After converting a third-and-long with a dart to Bech, he lofted a pass down the right sideline to Jeanty, who did the rest for a 68-yard touchdown.

The 17-10 score held through halftime, becoming 17-17 when Mendoza's playfake opened Thomas for a 19-yard score at the 5:13 mark in the third quarter. That after the Raiders stuffed Nix's quarterback sneak on fourth-and-1 to take possession at the plus 39-yard line, giving the offense a shorter field.

Denver answered with a 10-play drive that Coleman capped with a 4-yard scoring run. Las Vegas turned the football over on downs and Coleman answered with a 6-yard score.

An exchange of punts preceded Mendoza's score to Bech from 6 yards out with 4:29 to play in the fourth quarter. But trailing by seven, Mendoza threw an interception-return touchdown to cornerback Ja'Quan McMillian on the ensuing Raiders possession.

Fernando Mendoza's 'first of many' TD passes shows rookie's trust in Raiders RB
By Adam Hill
November 22, 2026

DENVER -— Las Vegas Raiders running back Ashton Jeanty was not aware his 68-yard scoring reception in the first half was the first touchdown pass of Fernando Mendoza's NFL career.

He is certain there will be more, however.

"It means a lot," Jeanty said of the honor in the locker room after the 38-24 loss to the Denver Broncos at Empower Field at Mile High. "First of many."

Jeanty has caught nine of 12 targets from Mendoza in the quarterback's first two starts with the Raiders.

He has been the preferred option, especially when plays start to break down.

Jeanty has clearly earned the trust of the young quarterback.

"It's just the start of a connection we'll continue to build," Jeanty said. "He trusted me to go make that play and he's just doing his thing."

On the touchdown play, Jeanty was isolated on linebacker Que Robinson and broke wide open down the right sideline on what was a great play design by Raiders coach Klint Kubiak.

"One-on-one," Jeanty said of the matchup. "Go win."

Mendoza dropped it in, and Robinson could do nothing but dive and try to catch one of Jeanty's heels as he raced to the end zone.

The score got the Raiders within 17-10 just before the 2-minute warning of the first half.

"It was a huge spark," coach Klint Kubiak said after the game. "Ran the ball well, too. I think Ashton is continuing to make plays, and he's always been a leader for us. He just has to build on this."

Jeanty, who now becomes the answer to the trivia question of who caught Mendoza's first NFL touchdown pass, is now leading the team in receptions as he passed injured tight end Brock Bowers on Sunday.

"I take a lot of pride in it," Jeanty said of his pass-catching ability. "If you've watched my career, you saw I led all college football running backs in receiving my sophomore year. It's always something I've had. I'm just thankful I have a staff that's giving me the opportunity to show what I can do."

Those skills in the passing game can be traced back to his high school days when he played some slot receiver in Texas.

"It helps a lot," he laughed of that experience. "At the time I didn't really like it, but I'm appreciative of what I learned."

He made his name as a running back, however, and was able to have his most successful game on the ground since Week 1 on Sunday as he ran 11 times for 79 yards.

The most damage came on a 46-yard draw play in the first half when he recorded his first run of 20 or more yards this season.

“That was amazing,” he said. “I feel the line did a great job blocking, but as backs we took steps forward being more decisive.”

Mike Washington added 42 yards on nine carries and Mendoza picked up 22 yards on scrambles to give the Raiders their first 100-yard rushing game as a team since Week 3.

Raiders rookie CB Jermod McCoy makes meaningful 1st career start
By Adam Hill
November 22, 2026

DENVER -— Las Vegas Raiders rookie cornerback Jermod McCoy was dressed and ready to find the team bus, but he still had one more task to complete in the visitors locker room at Empower Field at Mile High before discussing his first NFL start Sunday.

McCoy meticulously went through his stall and several neighboring stalls and picked up every water bottle, piece of tape and any other bit of waste that would typically be left behind in an NFL locker room and found the nearest receptacle.

He didn't make a show out of it or turn it into a big deal. It's just something that's important to him.

"You always want to leave every place the way you found it or better," McCoy said when asked about the mission he thought nobody had witnessed. "That's just me."

The 21-year-old fourth-round pick isn't one to make a spectacle of anything, especially when it comes to putting the spotlight on himself.

It's a rare trait for a young cornerback at a position that often attracts attention-seekers, but perhaps one that has been forged by the determination it took to fight his way into the starting lineup after going 20 months without playing competitive football.

McCoy was seen as a sure-fire first-round pick after a spectacular 2024 season at Tennessee only to suffer a knee injury in the offseason and miss all of the 2025 campaign. He was still seen as a likely top half of the first-round selection headed into the draft in April, but ended up falling all the way to the fourth round over medical concerns about the recovery process and potential longevity of his knee.

McCoy just kept working, eventually moving up the depth chart throughout the offseason and into his biggest snap share in Weeks 8 and 9 when he had 60 total plays on defense.

He had just nine last week, but was informed on Monday that he would start this week.

Not that anyone would find out from him.

McCoy kept the news from his closest friends and even his family this week.

"Honestly, it meant a lot to me and it felt good after the work I have put into it," he said. "But I didn't tell anyone. It's still just playing football."

He rewarded the coaches for making the decision early in the game with a pass breakup in the end zone as Bo Nix tried to hit Jaylen Waddle on third down.

McCoy had excellent coverage the whole way to help the Raiders hold the Broncos to a field goal after a blocked punt set them up at the Raiders' 24-yard line.

"I was in good position," he said. "I saw the ball and made a play on the ball. Got my hands on it."

But in the second quarter McCoy was beaten by Nix's pass off a flea flicker to Marvin Mims Jr., setting up a touchdown that gave the Broncos a 17-0 lead. Later in the quarter, McCoy was also beaten by Troy Franklin on a deep ball that went off Franklin's helmet incomplete.

"I think I made some plays," he said. "There are plays I should have been better on, but I can for sure learn from those."

Throughout the process, McCoy has been cautious to put a percentage on the health of his knee or how his level of comfort and play compare to when he may have been the best defensive back in the country for a season in college.

"I feel good," he said Sunday. "That's all I want to say."

McCoy admits he is taking note of the strides he is making even if he doesn't make a big deal about it.

"Every time something good happens, I appreciate it," he said. "But I don't do too much celebrating. I just put my head down and get back to work. There's just so much more work to do.

"I can look back and celebrate when the season is over."

He will probably clean up after himself, too.

LAS VEGAS SUN

Fernando Mendoza, Raiders take step forward but still lose big at Broncos

By Case Keefer
November 22, 2026

Raiders coach Klint Kubiak blamed himself for quarterback Fernando Mendoza's mediocre-at-best starting debut in a loss to the Seahawks last week.

In Mendoza's second start, fans witnessed what Kubiak meant and saw his words might have been more than an empty excuse for the No. 1 NFL Draft pick.

Kubiak called a more aggressive game for Mendoza at the Denver Broncos on Sunday, and the quarterback responded with a much stronger outing.

But it wasn't enough as the Broncos dominated the final quarter and change of the AFC West showdown, beating the Raiders 38-24 for the visitors' third straight defeat and seventh in their last eight games.

Mendoza completed 18 of 37 pass attempts for 267 yards and three touchdowns while making a handful more big throws than he did in an eight-point loss to the Seahawks.

The Raiders looked destined for a second straight anemic offensive performance when they punted on three consecutive possessions with only one first down to start the game.

The Broncos went up 17-0 during the stretch, but the deficit might have been in part what influenced Kubiak to dial down caution and let Mendoza loose more than he did through the quarterback's first five quarters.

Mendoza led a 10-play, 65-yard field goal drive for the Raiders' first points and then zipped a 68-yard touchdown pass to running back Ashton Jeanty on a wheel route the next time they had the ball.

Las Vegas went into halftime down only 17-10 with Jeanty having starred, banking much of the production in his 16-touch, 169-yard day in the first half.

Jeanty had a season-long 46-yard run on a draw play to set the Raiders up on the goal line before the initial field goal. Mendoza appeared to throw his first career touchdown pass to Jalen Nailor two plays later but the score was nullified by an offensive pass interference call for a pick play.

Nailor had another touchdown taken away late in the fourth quarter when Mendoza was already past the line of scrimmage on a 10-yard throw into the corner of the end zone.

The Raiders scored two plays later when Mendoza ran out to the other side and hit Jack Bech with a perfect pass right in front of the pylon.

Mendoza's best moment may have come on his second scoring strike, however, as he fooled the entire Broncos' defense with a play-action fake handoff to give tight end Ian Thomas space on a route towards the end zone.

Mendoza delivered with a 19-yard touchdown pass and celebrated with leaps into multiple teammates after Thomas' score tied the game at 17-17.

Unfortunately for the Raiders, the defense reverted to old ways and put too much onus on the offense for a chance to complete the comeback. Las Vegas allowed 30+ points for the eighth time in its last nine games.

Denver's Jonah Coleman scored on two straight drives right after Las Vegas tied it as part of a 24-carry, 111-yard day for the rookie running back.

Las Vegas had its most productive running performance of the season as rookie Mike Washington added nine carries for 42 yards to Jeanty's big statistics line.

Bech was the Raiders' leading receiver sans Jeanty as he had eight catches for 88 yards. Tre Tucker added a pair of receptions for 50 yards but had two costly drops in the first half and slipped on a would-be touchdown reception in the fourth quarter.

That was the drive where Bech eventually went on to score anyway, but Tucker scoring sooner could have conceivably given the Raiders more time to force overtime at the end of the game.

Las Vegas got the ball back down a touchdown right before the two-minute timeout with Kubiak having little choice but to keep letting Mendoza attacking downfield.

It finally backfired when Mendoza targeted Tucker on a slant but Broncos cornerback Ja'Quan McMillan read the play all along. McMillan picked off the pass and returned it 35 yards for a touchdown to seal victory for Denver.

It was the first turnover of Mendoza's professional career, quite possibly a good sign that it took a desperate game state eight quarters into his starting tenure to occur. There were a lot of positives to take away from Mendoza's second start, especially considering it came without top target Brock Bowers who missed the game with an ankle injury.

There's hope Bowers could return for Sunday Night Football next week at the Cleveland Browns where Kubiak should feel more comfortable dipping into the full playbook for Mendoza.

The rookie quarterback showed he was ready for it all with the way he played against the Broncos.

THE ATHLETIC

How Jonah Coleman and the Broncos staved off a Fernando Mendoza comeback bid
By Nick Kosmider and Sam Warren
November 22, 2026

DENVER — The Denver Broncos rebounded from squandering a 17-point first-half lead, holding on to beat the Las Vegas Raiders 38-24 at Empower Field at Mile High on Sunday.

Jonah Coleman's second rushing touchdown snapped a 17-17 deadlock at the end of the third quarter, giving the Broncos a lead they wouldn't relinquish. Coleman added a third score in the fourth quarter. The Broncos held on to their perch atop the AFC West with their sixth straight win, moving to 8-2.

Rookie top pick Fernando Mendoza brought the Raiders back from the early deficit with chunk plays, highlighted by a 68-yard touchdown pass to Ashton Jeanty in the second quarter. Another late comeback attempt in the fourth quarter was quashed by a Ja'Quan McMillian pick-six with 1:52 remaining to ice the game.

The Raiders lost their third in a row and fell to 4-7.

The Broncos travel to play the Pittsburgh Steelers on Black Friday, while the Raiders will visit the Cleveland Browns on Sunday Night Football.

What has Jonah Coleman meant for the Broncos' offense?
Coleman has become the Broncos' closer.

When Denver, leading by a touchdown, came up with a fourth-down stop early in the fourth quarter Sunday, there was little doubt about where Sean Payton would turn next.

Coleman carried the ball on four of Denver's five plays on the ensuing drive. The last of those was a bruising, tackle-breaking, 7-yard run into the end zone that gave Broncos fans permission to exhale.

It was the third touchdown of the game for the Broncos and was a perfect illustration of his biggest value as Denver's emerging force at running back. Coleman, in his first NFL snaps, helped the Broncos salt away a hard-fought victory over the Jacksonville Jaguars in Week 2, picking up pivotal first downs even while dealing with an ankle injury that would ultimately land him on IR. When Coleman returned from a four-game absence, he took the ball in the second half against the Arizona Cardinals and kept churning out first downs that helped the Broncos cruise to a road win. He made big plays late in a 28-24 victory over the Chiefs while finishing the game with more than 100 total yards.

On Sunday, Coleman was simply dominant in the second half. He rushed 15 times for 71 yards after halftime, constantly lowering his shoulder into the proverbial chest of the Las Vegas defense. He was the kind of late-game force in the run game the Broncos have only had in spurts under Payton. The kind they will need if they want to make noise when the playoffs arrive. — Nick Kosmider, Broncos beat writer

What did Fernando Mendoza show in his second start? The good, the bad and the ugly

He showed poise beyond his years. It was tough sledding on the Raiders' first three drives, as they converted just one first down and punted on all three possessions. The struggles weren't much Mendoza's fault, as receivers struggled to get open without Brock Bowers on the field. But the lack of success combined with a strong start from the Broncos put him in an early 17-0 hole. That would be tough to overcome for any rookie in their first road start, but especially difficult facing this Broncos defense.

But Mendoza did, leading three scoring drives to tie the game by midway through the third quarter. He notched his first career touchdown pass on an impressive throw to Jeanty on a wheel route, and tied the game with a stellar play-action fake and toss to Ian Thomas.

Some issues from his first start reappeared. He held on to the ball too long on a few occasions, leading to five sacks. And he was off target on a few throws. But he also made some big-time plays without much help from his targets, and continued to show his effectiveness on scrambles and passes outside the pocket.

Needing to pass late, the Broncos defense started to eat at Mendoza, just like the Seahawks did a week ago. His interception that effectively ended the Raiders' comeback was on him, not his teammates. But he showed improvements from his first start, even if some polish is still needed. — Sam Warren, Raiders beat writer

The Broncos' defensive lapses are resulting in too many big plays allowed
Broncos defensive players on Monday, stretching their legs as they came off a long-awaited bye week, settled into a meeting room and immediately sensed the fire coming from their defensive coordinator.

Vance Joseph was still hot, eight days after he watched his players give up too many explosive plays in a narrow win against the Panthers. So he issued his players a stern challenge.

"I want to play clean for a whole game," Joseph said. "If we're going to be a dominant defense, let's do it. Let's not talk about it all the time. Let's do it. I'm tired of watching us give up plays. I'm tired of it."

The Broncos' stretches of dominance didn't last long enough Sunday against the Raiders and Mendoza, the No. 1 pick who wasn't rattled by Denver's rowdy environment. Sure, Denver started hot. The Broncos forced punts on three straight possessions to open the game. The Raiders gained 11 net yards on those three drives as the Broncos opened up a 17-0 lead.

Then came a 46-yard run by Jeanty on a third-and-3 after Denver left a backside gap wide open. There was the 19-yard pass on a third-and-13, the kind of long conversion Joseph and Payton both voiced concerns about this week. And there was the 68-yard touchdown pass from Mendoza to Jeanty that came as the explosive running back won a one-on-one match with edge rusher Que Robinson on a wheel route.

Those three plays gained 133 yards and completely changed the complexion of a game the Broncos appeared to have on cruise control. Breakdowns like those explain why Denver, even as it sits at 8-2 and leads the AFC West, keeps playing games that force their fans to pop antacid tablets.

Give Denver's defense credit. The unit also tends to meet the moments that truly matter. On Sunday, that came in the form of a fourth-down stop early in the fourth quarter near midfield. And McMillian

added to his list of incredible clutch plays in a Broncos uniform with a one-handed pick-six of Mendoza to seal the win. — Kosmider

What did the Raiders find with their running game and what does it mean moving forward?
They found more success up front. Jeanty and Mike Washington Jr. saw their best rushing lanes since Week 1, allowing them to show what they can do with open space. Jeanty had no defenders around him on his big 46-yard run in the second quarter. And Washington was bouncing off Broncos with a full head of steam. Both rushed for more than four yards per carry, rare territory for each this year.

Their success also set up Mendoza. Without having to operate out of third-and-longs, the rookie kept drives alive. And the threat of the run opened up the play-action game. While Mendoza's play-fake on the Thomas touchdown was impressive, he couldn't have sold it without Denver believing the Raiders could convert a first down on the ground.

The Raiders have been a one-dimensional offense almost all season. With the running game working, Klint Kubiak was able to open up his playbook and show the true potential of his scheme. While they ultimately couldn't pull out a win, the Raiders keeping both Jeanty and Washington going will produce more going forward. — Warren

NFL playoff picture, Week 11: 49ers look like class of NFC; can anyone catch Bills in AFC?
By Austin Mock
November 22, 2026

It was the matchup the NFL world eagerly awaited all week: The San Francisco 49ers offense versus the Minnesota Vikings defense. Which dominant unit would emerge victorious from Sunday night's primetime spotlight?

We got our answer. Loud and clear. 49ers coach Kyle Shanahan and quarterback Brock Purdy shredded Brian Flores' Vikings defense, scoring four touchdowns and leading San Francisco to a resounding 35-10 victory. With the win, the 49ers (9-1) not only look like the class of the NFC, but they also maintained control of the NFC West and the top spot in the conference.

Over in the AFC, the Buffalo Bills haven't felt the sting of defeat since the beginning of October. Quarterback Josh Allen and Co. made easy work of the lowly Miami Dolphins, notching their sixth-straight win. That's probably it for easy games for a while, however. The upcoming schedule for the Bills (9-1) looks formidable, with dates against the Kansas City Chiefs, New England Patriots, Green Bay Packers, Chicago Bears and Denver Broncos on deck. If the Bills make it through that brutal stretch relatively unscathed, they'll have a great chance at holding onto the AFC's No. 1 seed.

Let's take a look at what else happened around the NFL in Week 11.

Listed odds to make the playoffs, win the division and secure the No. 1 seed are all via Austin Mock's NFL Projection Model. Go check out The Athletic's NFL Playoff Simulator to lay out your favorite team's path to the playoffs.

In the hunt
New England Patriots (5-5)
Houston Texans (4-6)
Las Vegas Raiders (4-7)
Baltimore Ravens (4-7)
New York Jets (3-8)
Indianapolis Colts (3-8)
Los Angeles Chargers (1-9)
Miami Dolphins (1-9)
Tennessee Titans (1-9)

Eliminated
None

ESPN.COM

Despite loss to Broncos, Fernando Mendoza settling in as Raiders' starting QB
By Ryan McFadden
November 22, 2026

DENVER -- Two starts in, No. 1 pick Fernando Mendoza feels the calluses building with every throw and hit he has taken as the Las Vegas Raiders' new QB1. The tissue in Mendoza's nose to prevent blood from dripping after a 38-24 loss to the Denver Broncos proved it.

On Sunday, Mendoza had his fair share of good and bad moments. He completed 18 of 37 passes for 267 yards and three touchdowns. But he was sacked five times and pressured 16 times, and threw a game-sealing pick-six in the final minutes.

The Raiders have dropped three straight, including two since Mendoza started running the show. Through it all, Mendoza feels he is settling into his new role while strengthening the team's faith in him to be the franchise quarterback.

"I felt more comfortable than last week," Mendoza said. "I was able to settle in and able to see the entire field better."

Mendoza is the seventh QB since the 1970 merger to make his first two career starts against a team that made the conference championship the previous season. He's the first since former Raider Jarrett Stidham in 2022.

Following the game, coach Klint Kubiak said Mendoza has proved he can run the operation. Now, Kubiak is demanding more out of his young signal-caller.

"At the end of the day, it's a quarterback's job to move the ball down the field and get points," Kubiak said. "We have to limit turnovers and score more."

To Mendoza's credit, he didn't flinch despite having his back against the wall, and with the crowd noise growing louder after each possession. Denver jumped out to a 17-0 lead, while Las Vegas was forced to punt three straight times.

By the fifth drive, Mendoza found his rhythm and helped the Raiders wipe away the double-digit deficit. On third-and-13, Mendoza completed a 19-yard pass to second-year wide receiver Jack Bech. Two plays later, he took advantage of a mismatch between running back Ashton Jeanty and Broncos edge rusher Que Robinson on a wheel route to complete his first career touchdown pass.

In the third quarter, Mendoza fooled the Broncos' defense with a ball fake before throwing a 19-yard touchdown to tight end Ian Thomas to tie the game at 17.

"If you just do your job, your momentum is going to swing your way eventually," Mendoza said.

Even after Denver scored 14 unanswered points, Mendoza kept his team in the game. Mendoza engineered an eight-play, 69-yard scoring drive, highlighted by a 39-yard completion to wide receiver Tre Tucker and later a 7-yard touchdown pass to Bech to cut the deficit to 31-24 with 4:29 remaining.

Bech finished with eight catches for 88 yards. Jeanty led the team in receiving yards (90) and rushing yards (79).

"The way he's getting through his reads [and] putting the ball on guys, he's just holistically getting better day by day," Bech said.

Mendoza's effort to set up an opportunity to be a hero went to waste at the two-minute mark of the fourth. Broncos cornerback Ja'Quan McMillian watched Mendoza's eyes and jumped in front of Tucker to make a one-handed interception before returning the ball for a 35-yard touchdown.

Kubiak blamed himself for making a bad play call. But Mendoza's issue of staring down pass-catchers also led to the Broncos batting down six passes.

"Credit to Denver for getting their eyes on our quarterback's eyes," Kubiak said. "Usually when the quarterback's getting batted down, that's the first guy that I look at: him and his eyes. His eyes are taking them to the ball, but we'll watch the tape."

Once again, the Raiders didn't get the outcome they wanted. Mendoza continued to show that the organization's future is in good hands. Bech said Mendoza is going to be a "great player" for the Raiders because of his perseverance.

Center Tyler Linderbaum thought Mendoza looked poised despite playing in a hostile environment. At the same time, Linderbaum said the team needs to do a better job helping him. The Raiders committed nine penalties, Tucker dropped a couple of passes and the defense gave up 30-plus points for the seventh time this season.

It also didn't help that the Raiders were without tight end Brock Bowers (ankle/quad), who was inactive after being listed as questionable entering the day. Kubiak is optimistic the team's best pass-catcher will be available next week against the Cleveland Browns on Sunday Night Football.

"You can't just rely on a rookie quarterback," Linderbaum said. "We also have to give him a good supporting cast."

NFL Week 11: Big takeaways, questions and fantasy spin from Sunday's games
By NFL Nation
November 23, 2026

The Sunday slate for Week 11 of the 2026 NFL season began with several blowouts.

With Josh Johnson at quarterback, the Cardinals couldn't get anything going offensively in a loss to the Chiefs. Miami also struggled on that side of the ball against Buffalo in quarterback Kyle McCord's second start. And the Titans' defense allowed touchdowns on the Cowboys' first six drives, leading to a 21-point defeat.

Elsewhere in the early window, the Panthers came out on top of a shootout against the Ravens. The Eagles pulled off an upset over the Steelers with backup quarterback Joe Milton. The Bears won their fifth straight game, while the Lions won in their first game without edge rusher Aidan Hutchinson (knee injury) this season.

In the late window, both New York teams pulled off wins. And Raiders rookie quarterback Fernando Mendoza almost came back against the Broncos, but a pick-six ended a potential go-ahead drive late in the fourth quarter. The 49ers capped things off Sunday night with a resounding win over the Vikings in Mexico City.

Our NFL Nation reporters react to all the action, answering lingering questions coming out of each game. Fantasy football analysts Matt Bowen and Tristan Cockcroft also have fantasy takeaways from each matchup.

Let's get to it with the biggest lessons from Sunday.

Denver 38, Las Vegas 24

Raiders
Should the Raiders consider making a change at cornerback? The Raiders have alternated among Jermod McCoy, Darien Porter and Hezekiah Masses at CB2. But should Las Vegas consider benching veteran Eric Stokes? His performance has declined after signing a three-year, $30 million extension in the offseason. He entered Week 11 allowing 35 catches for 435 yards and a passer rating of 112.6. And Denver QB Bo Nix especially picked on Stokes on Sunday. He gave up an 18-yard catch to WR Jaylen Waddle, setting up RB Jonah Coleman's second of three rushing touchdowns. Stokes' play should warrant conversations about a switch, especially after coach Klint Kubiak called out his effort last week. At the same time, would Porter or Masses be any better?

What to make of the QB performance: Mendoza held his own in Denver until the final drive, when he threw a pick-six to solidify the Raiders' seventh loss. He completed 18 of 37 passes for 267 yards and three touchdowns without his top pass catcher, Brock Bowers (ankle/quad). Mendoza helped the Raiders wipe away a 17-point deficit. And in the fourth quarter, he orchestrated an eight-play, 69-yard scoring drive to make it a one-score game. -- Ryan McFadden

Next game: at Browns (Sunday, 8:20 p.m. ET)

Judging overreactions to NFL Week 11: Joe Brady's Bills impact, Eagles' chances
By Dan Graziano
November 22, 2026

After watching the Thursday night game, I was all set to do a "Colts need to cut Daniel Jones" item for the Week 11 overreactions column, but Indianapolis went ahead and beat me to it. I'm not sure it would have been an overreaction by me, and I'm not sure it was an overreaction by the Colts.

We are entering the fish-or-cut-bait time of the year in the NFL. Thanksgiving is in four days. December starts next week. At this point, if something isn't working, we're past the time for patience. If you're still in the race, every move must be about what could make the difference in your favor. If you're out of it, every move needs to be about figuring out the plan for 2027 and beyond. The Colts concluded that they weren't going anywhere with Jones and it was time to get another look at Anthony Richardson Sr. And no one who watched the first game of Week 11 could accuse them of overreacting.

Then came Sunday, which brought us a sixth straight Ravens loss, the merciful end of a seven-game Eagles losing streak, three Jeffery Simmons sacks in a Bears victory that set up a Thanksgiving showdown between a pair of 8-2 NFC North teams and another Cowboys game in which the total went over 80 points. And that was all just in the early window.

Let's look at five potential takeaways from all the Week 11 action and judge them as legitimate stances or irrational stretches. Plus, we hit a few fantasy football overreactions at the end.

Fernando Mendoza is the second-best QB in the AFC West right now!
After rushing for a touchdown in his first NFL start last week, Mendoza threw his first three NFL touchdown passes Sunday in a 38-24 Raiders loss in Denver. He has not looked remotely overwhelmed or like the game is too big for him. He played the entirety of Sunday's game and most of last week's game without his best receiver, injured tight end Brock Bowers. He has brought Ashton Jeanty back to life for goodness' sake.

He had the Raiders in this game, despite the heroic efforts of Broncos rookie running back Jonah Coleman, until the final two minutes. Mendoza had the ball with a chance to drive and tie the score before Broncos corner Ja'Quan McMillian made a brilliant interception and returned it for a game-sealing touchdown right after the two-minute warning.

Mendoza plays on a team whose defense has now allowed 30 or more points in seven of its 11 games this season. If you're grading on a curve, you must give Mendoza high marks for his first two NFL starts. If you're just trusting your eyes, you have to say that he has a chance to be fun at the very least.

Verdict: OVERREACTION

I mean, Mendoza lost Sunday's game to Bo Nix, even if his individual performance was better than Nix's. And Justin Herbert had one of his best games of this season Sunday, which isn't saying much, but again, like Nix ... he has made more than two NFL starts.

Would it be a surprise if we could make the case for Mendoza as the division's second-best QB behind Patrick Mahomes this time next year? Not entirely. But not quite yet, either. Let's enjoy what we're

seeing and look forward to watching the No. 1 pick continue to thrive and develop as a quarterback, a news conference legend and a pretty good insurance commercial actor. The young man has a lot on his plate!

ASSOCIATED PRESS

Fernando Mendoza turns in poised-but-not-perfect road start as late pick-6 seals Raiders' loss

By Pat Graham
November 22, 2026

DENVER (AP) — More than the 267 yards passing and the three touchdown throws, what Las Vegas rookie Fernando Mendoza really wanted was a crowd-hushing "W."

After a poised-but-not-perfect performance Sunday in his first road start in the NFL — a 38-24 loss to the Denver Broncos in which he threw a late pick-6 — it's hard not to see that last part coming soon for the top pick in this year's draft.

Mendoza had the Raiders (4-7) right there with the defending AFC West champions, before Ja'Quan McMillian sealed the victory courtesy of a one-handed interception that he returned 35 yards for a score with 1:52 remaining.

"Although I believe it was an improvement," Mendoza said of his second start, "there are a lot of things I need to improve on for next week."

Mendoza was under constant pressure, too. The Broncos had five sacks and batted down numerous passes at the line of scrimmage.

"All-stars and Pro Bowlers across the D-line who did a good job," Mendoza explained. "It's something that we'll look back on tape to see if there was anything that was indicating them to do that."

It's all part of the growth process for Mendoza, who went 16-0 last season in winning a national title for Indiana. He started the season backing up Kirk Cousins before stepping in last weekend after Cousins was dealt to Minnesota.

Mendoza went 17 of 29 for 143 yards in a 21-13 loss to the Super Bowl champion Seattle Seahawks. He also was sacked six times and had a rushing TD.

On Sunday, he finished 18 of 37 with three TD passes despite missing the team's top receiving threat, tight end Brock Bowers, due to injury.

Even with Las Vegas down 17-0, Mendoza never wavered. He stayed composed and tied the game in the third quarter.

"I've learned that he can run the operation," Raiders coach Klint Kubiak said. "Now he has to go get reps and improve, and go get points on the board for the team. At the end of the day, it's a quarterback's job — move the ball down the field and get points."

The crowd noise will take some getting used to for Mendoza as well. It was so ear-splitting at times that he struggled to hear the play calls inside his helmet.

“Those fans are crazy loud, and I prided (myself for) playing in some loud environments in my college days,” Mendoza said. “But college is nothing like the NFL, and they were very loud, and there was some helmet miscommunication as well. So that was another challenge that presented itself. But I was happy to work through those challenges, and I think it was a great experience. ”

No surprise, Mendoza made a few rookie mistakes. Like overthrowing Jalen Nailor on fourth-and-2 at the 45 with 12:12 left and the score 24-17. The Broncos capitalized by driving down and scoring on a 7-yard run by Jonah Coleman.

Another example: He threw a TD strike to Nailor but was ruled over the line of scrimmage when he released the ball. He made up for it two plays later by throwing a 7-yard TD pass to Jack Bech to make it 31-24 with 4:29 remaining.

Soon after came the crushing blow as McMillian flashed in front of Tre Tucker, reached out his hand and made his way to the end zone.

“He made a fantastic play,” said Mendoza, whose team plays at Cleveland next Sunday night. “Those are things that I’m going to learn from and grow from in order to give my team the best shot to win.”

Mendoza threw his first TD pass in the NFL to Ashton Jeanty on a 68-yard wheel route. His next one, a 19-yard strike to tight end Ian Thomas, came after a first-rate play-action fake that helped Thomas run wide open. Mendoza celebrated by running into the arms of one of his linemen.

“He’s a young, talented quarterback,” Broncos cornerback Pat Surtain II said. “I’ve been watching him in college and see his progress throughout the league. Obviously, this is his second start — coming out here is tough for any quarterback, but he held his own. He’s impressive.”

Jonah Coleman powers Broncos past Raiders 38-24 as Denver honors the late Tom Jackson
By Arnie Melendrez Stapleton
November 9, 2026

DENVER (AP) — Forty years after his retirement from football and 48 hours after his death at age 75, the Denver Broncos set aside a game ball for Tom Jackson in the aftermath of their 38-24 win Sunday over the Las Vegas Raiders.

“I’d be remiss if we didn’t start just by honoring Tom Jackson tonight,” Broncos coach Sean Payton said as he began his postgame news conference. “He got a game ball tonight, his family. He was part of the rich history, obviously. A tough loss for everyone.”

Rookie Jonah Coleman ran for a season-best 111 yards and three touchdowns and the Broncos beat the Las Vegas Raiders 38-24 on a solemn Sunday in the Mile High City as they honored the “Orange Crush” and ESPN great following his death on Friday.

Jackson’s death was announced Sunday by longtime on-air partner Chris Berman, just as some of the Broncos’ early risers were starting to arrive at Empower Field for top overall draft pick Fernando Mendoza’s first career road start.

For the coin flip, Broncos great Champ Bailey wore a No. 57 Jackson jersey following a moment of silence and a video tribute to the fiery cornerstone of the defense that led Denver to its first Super Bowl appearance in 1977.

Linebacker Alex Singleton wore a bright orange Jackson jersey after the game, too.

He said the team watched film of the old AFC West rivalry Friday and No. 57 showed up again and again on the highlight reels, which of course included the famous clip where he told John Madden, “It’s all over, fat man!” as the Broncos began to tilt the balance of power in the Broncos-Raiders rivalry in the late 1970s.

“Just what he means to the organization, what he means to the football world,” Singleton said, “he was a special guy and hopefully we did him justice today.”

Indeed, Denver’s defense sacked Mendoza five times, hit him another 10 times, broke up seven of his passes and intercepted him once — that came from nickel back Ja’Quan McMillian, who sealed the win with a 35-yard, one-handed pick-6 with 1:52 remaining and the Broncos (8-2) clinging to a seven-point lead.

“We want the defense to be like that again,” Singleton said of the Jackson-led unit. “Orange Crush, stop-everybody defense, come to Mile High and get embarrassed.”

Coleman scored on runs of 1, 4 and 7 yards, the latter two after the Raiders (4-7) had erased a 17-0 deficit.

"It's hard to play in this offense," said tight end Evan Engram, who caught six passes for 74 yards Sunday. "It's hard to be a rookie. I mean, I was in Year 9 last year in this offense (for the first time), and it was it was a grind for me to learn it."

The Broncos kept pace with Kansas City atop the AFC West by winning their sixth consecutive game since Payton took back the offensive play-calling duties.

Mendoza finished 18 of 37 for 267 yards with three touchdowns and an interception. He was bothered not only by the pass rush but the crowd noise.

"Those fans are crazy loud," Mendoza said. "Played in some loud environments in my college days, but college is nothing like the NFL and they were very loud. And there was some helmet miscommunication as well, so that was another challenge that prevented itself, but just happy to work through those challenges and I think it was a great experience."

Bo Nix completed 19 of 35 passes for 225 yards with one TD and an interception on a Hail Mary as the first half ended.

"I think it should be like basketball where if you chuck it from half court it doesn't count," Nix cracked.

Las Vegas erased the final remnants of a 17-0 deficit when Mendoza hit tight end Ian Thomas for a 19-yard touchdown in the third quarter. The score came after Nix was stuffed by Maxx Crosby and Folorunso Fatukasi on a fourth-and-1 sneak from the Denver 39.

"I don't regret the call," Payton said.

Coming off their bye week, the healthy Broncos had their most productive first half of the season, jumping out to a 17-0 lead. Denver's special teams blocked two of AJ Cole's punts, helping the Broncos win the field-position game.

Ashton Jeanty, whose 46-yard run set up Matt Gay's chip-shot field goal, slipped past linebacker Que Robinson on a wheel route and reeled in Mendoza's deep pass for a 68-yard touchdown that cut Denver's lead to 17-10 at the half. Jeanty finished with 79 yards on 11 carries and added five receptions for 90 yards.

Even though Mendoza has been sacked 11 times in two games — the same number of times Kirk Cousins was sacked in nine games before his deadline trade to Minnesota — Payton said he sees a potential Raiders resurgence led by Mendoza.

"A much different Raiders team than we're used to seeing," Payton said.

Kubiak has an unhappy homecoming
Raiders coach Klint Kubiak, whose father, Gary, led the Broncos to their last Super Bowl title, was asked if he could talk about his emotions of returning to Denver, where he also cut his teeth as a coach.

"Yeah I could, I don't want to," he replied. "I wanted to win this game today and we didn't win, and so we got to go win next week."

Injuries
Raiders TE Brock Bowers was inactive with ankle and quadriceps injuries. DL Tim Keenan III (knee) and DT Adam Butler (concussion) left the game, and DT JJ Pegues appeared to injure his left shoulder in the waning minutes.

Broncos DE Sai'vion Jones left with 1:37 remaining with an unspecified injury.

Up next
Raiders: Visit the Cleveland Browns next Sunday.

Broncos: Visit the Pittsburgh Steelers on Friday.

RAIDERS.COM

Game Recap: Fernando Mendoza flashes brilliance, but Raiders fade late against Broncos
By Levi Edwards
November 22, 2026

The Raiders showed resilience and grit in a hostile environment Sunday, erasing a double-digit lead as rookie quarterback Fernando Mendoza showed glimpses as to why he was the No. 1 overall pick in April.

But it wasn't enough against the reigning AFC West champions.

The Raiders fell short for a third straight game, dropping to 4-7 with a 38-24 road loss to the Denver Broncos.

The Raiders fought through a multitude of injuries, going into the game without top pass catcher Brock Bowers, and things became worse throughout the game as multiple defensive tackles and tight end Michael Mayer were also taken out of action.

On a day that the Raiders needed to be close to perfect, their mistakes proved costly as the Broncos (8-2) won their sixth consecutive game.

"I think overall our team played some better football," Raiders coach Klint Kubiak said. "But our team could give a crap about a moral victory. We've got to go win a game."

"Unacceptable" penalty woes
A week after not committing a penalty, the Raiders committed nine for 63 yards against Denver. Seven of those calls came in the first half.

With the Broncos up 3-0 early in the second quarter, a pass interference call on third-and-goal led to their first touchdown. After it looked like the Raiders were going to hold Denver to another field-goal attempt, cornerback Eric Stokes was called for hanging onto receiver Jaylen Waddle. With the ball at the 1-yard line, Broncos quarterback Bo Nix found Adam Trautman in the back of the end zone for a 10-0 lead.

Penalties also took points off the board for the Raiders. Two plays after Ashton Jeanty gained a season-high 46-yard run, Mendoza found receiver Jalen Nailor for what would've been the QB's first career passing touchdown, but it was overturned due to pass interference on Cody White for setting a pick on the play. The Raiders settled for a 28-yard field goal from Matt Gay to pull within 17-3.

Another touchdown was taken off the board in the fourth quarter as Mendoza stepped past the line of scrimmage on what would've been a 10-yard score to Nailor.

"That's not going to win any games, that's unacceptable," Kubiak said of the penalties. "You gotta go look at the tape and look at everyone individually, but you're not going to win with nine penalties."

Running with purpose

With Pro Bowl tight end Bowers out of action, the Raiders needed to produce offense in some fashion.

It came in the form of Jeanty, as the 2025 first-round pick exploded for 169 scrimmage yards.

In the second quarter, Mendoza found Jeanty on a wheel route, and the running back left Broncos linebacker Que Robinson in the dust for a 68-yard touchdown. It was the first touchdown pass of Mendoza's career and Jeanty's fourth receiving TD this season.

"I've been getting more comfortable in the pass game," Jeanty said, "so I feel like when I line up out wide or run out the backfield, I feel like nobody can guard me. And Nando being a great quarterback, he's going to put the ball where it needs to be on time."

Rookie running back Mike Washington Jr. also contributed to the ground attack with 42 yards on nine carries. With Las Vegas totaling 143 rushing yards against the Broncos, the team exceeded 100 yards on the ground in a game for the first time since Week 3 against New Orleans.

"We came out with a mentality that we're going to run the ball," Jeanty said. "The O-line moving them off the line of scrimmage and I think the way we rotated as well gave us a good flow. We were just being more physical than them."

Yet there wasn't complementary play on the other side of the ball for the Raiders as the 31st-ranked rushing defense surrendered 111 yards and three touchdowns to Broncos rookie running back Jonah Coleman.

Quarterback comparison
In the battle between two young quarterbacks, neither was perfect. But both did enough to keep their team in the game.

Nix started out hot as the Broncos raced to a 17-0 lead early in the second quarter. Highlights included his touchdown pass to Trautman and a 36-yard pass to Marvin Mims. He also overthrew a few of his receivers on what could've resulted in more explosive plays.

Nix was 7 of 12 for 87 yards in the second half.

As for Mendoza, he settled in after the Broncos forced punts on Las Vegas' first three drives of the game that went for a total of 21 yards. Mendoza helped the Raiders rattle off 17 unanswered points to tie the game in the third quarter with the TD pass to Jeanty and a 19-yard scoring throw to Ian Thomas, who was wide open on a play action.

He threw one more touchdown pass late in the fourth quarter to bring the Raiders to within 31-24, finding receiver Jack Bech on a 7-yard strike. Mendoza finished with 267 passing yards and 22 rushing yards, going against another elite defense after facing Seattle in his first start.

"I felt a lot more comfortable this week than last week," Mendoza said after the game. They're both great defenses, both top in the league. However, I just felt I was able to settle in and be able to see the entire field better."

There were still plenty of growing pains for Mendoza. He was sacked five times, and six of his passes were deflected at the line of scrimmage. He also threw a game-sealing pick-six to Ja'Quan McMillian while attempting to tie the game in the final two minutes.

"I've learned that he can run the operation," Kubiak said of Mendoza, "and now he has to get reps and improve and go get points on the board for the team. At the end of the day, it's the quarterback's job to move the ball down the field and get points. And so as a group, we have to limit turnovers and go score more."

Las Vegas will have the opportunity to improve upon its performance next week after being flexed into the Sunday Night Football game against the Cleveland Browns.

The first primetime game of Mendoza's NFL career will come on the road against another tough defense, one that was ranked in the top 10 in the league in sacks and tackles for loss heading into Week 11. The Browns also will be coming off their bye week, just as the Broncos were against the Raiders.

"I'm not a fortune teller, Mendoza said," but I know what God has planned for this team. And for me, I'm very excited … and I can't wait to go out there next week for another opportunity to help my teammates on Sunday Night Football."

PRO FOOTBALL TALK

Broncos move to 8-2 with 38-24 victory over Raiders

By Myles Simmons
November 22, 2026

The Raiders gave the Broncos plenty to handle on Sunday, but in the end, Denver's defense came through to put the game away.

A pick-six off of Fernando Mendoza late in the fourth quarter sealed the Broncos' 38-24 victory.

The Raiders got down 17-0 early but came back to tie the game up at 17-17 midway through the third quarter. The Broncos responded by ripping off a pair of touchdowns, one of which came off a turnover on downs in Denver territory when Mendoza's pass on fourth-and-2 fell incomplete.

But Las Vegas wasn't done, scoring on a 7-yard pass from Mendoza with 4:29 left in the contest. Then the defense got a stop, setting up a potential game-tying drive just before the two-minute warning.

However, after that short break, Mendoza was looking for Tre Tucker when his pass was instead picked off by Ja'Quan McMillan — who returned it for a game-sealing, 35-yard pick-six.

Broncos quarterback Bo Nix finished the contest 19-of-35 for 225 yards with a touchdown and an interception. Evan Engram led with 74 yards on six catches. Running back Jonah Coleman had 111 yards on 24 carries plus four catches for 18 yards.

On the other side, Mendoza finished 18-of-37 for 267 yards with three touchdowns and one pick in his second start. He was sacked five times. His first touchdown pass went to Ashton Jeanty, who had 90 yards on five catches to go along with 79 yards on 11 carries. His 46-yard run was his longest of the season.

Jack Bech caught eight passes for 88 yards.

With the win, the Broncos move to 8-2. They'll have a short week, as they'll face the Steelers on the road for next week's Black Friday game.

The Raiders fall to 4-7. They'll be on the road again next week in primetime, with the matchup against the Browns flexed to Sunday Night Football.

NFL.COM

2026 NFL season, Week 11: What We Learned from Sunday's games
By Around the NFL Staff
November 22, 2026

Score: 24 | Las Vegas Raiders (4-7)

Score: 38 | Denver Broncos (8-2)

Kevin Patra's takeaways:

Broncos push win streak to six by running over Raiders. Things got a little hairy for Sean Payton's squad after a 17-point lead evaporated in the third quarter. Then, Denver saddled Jonah Coleman and rode the rookie back into the lead and away from the Raiders. Coleman showed excellent tackle-breaking ability, plowing through a limp Las Vegas rush defense. Where the pass game sputtered late, Coleman picked up the slack, moving the chains and plowing his way into the end zone. Coleman gobbled up 111 yards on 24 carries and plunged for three touchdowns. The rookie is the clear workhorse at this point, taking 59 snaps (84.3%) with J.K. Dobbins seeing just one snap and Cody Schrader two.

Mendoza shows growth in loss. Rookie QB, Fernando Mendoza, learned from Week 10's second-half issues. Mendoza showed his rifle arm, making several big-time throws. His lasers over the middle are fearless, and he was particularly good outside the pocket with his ball placement. Mendoza's first career touchdown pass came on a perfect touch to Ashton Jeanty for a 68-yard score — it marked the second-longest first career passing TD by a No. 1 overall pick in the common draft era, behind only Cam Newton's 77-yard pass TD to Steve Smith Sr. in his 2011 NFL debut. His second was even prettier. In short yardage, the QB took the snap under center, made a gorgeous fake, rolled right, and lobbed a pass to tight end Ian Thomas in stride. There were some negatives. He threw the game-sealing pick-six and a few off-target throws, including a fourth-down miss. The rookie still must get used to dealing with pressure, taking five sacks, but the positives outweigh the negatives by a landslide. Without Brock Bowers and with a ragtag receiver corps, Mendoza moved the ball well. He used his legs with aplomb. Most importantly, the young QB didn't let negatives snowball. After Vegas got down big, he led them back. There are still many strides to make to turn a game like Sunday into a win. But Vegas has to love what it saw from the QB in his second start. Facing Seattle, then Denver in his first two starts is no easy task. If he keeps improving like this each week, big things are ahead.

McMillian calls game. Denver paid outside cornerback Riley Moss. Ja'Quan McMillian is next. The slot corner showed his worth, jumping a Mendoza slant and housing the pigskin to put the Broncos up two scores and seal the win. McMillan has been excellent all season and showed why on the pick-six. First, he diagnosed the route – to the extent he actually nearly overran it – then displayed his athleticism reaching back and snagging the ball before racing to pay dirt. A payday should be next.

Next Gen Stats Insight for Broncos-Raiders (via NFL Pro): From a clean pocket, Fernando Mendoza completed 12 of 26 attempts for 149 yards, two touchdowns, and an interception. The Broncos blitzed Mendoza at the second-highest rate they've posted in a game this season (43.2%), generating seven pressures and four sacks when doing so, while recording nine pressures and a sack without blitzing, putting Mendoza under pressure on 16 total dropbacks.

LAS

VEGAS

RAIDERS

FEATURE CLIPS

WEEKLY

RELEASE

2026

LAS VEGAS RAIDERS CLIPS

FEATURE STORIES

SINCE THE HIRING OF HEAD COACH KLINT KUBIAK
FEB. 9, 2026 - CURRENT

TABLE OF CONTENTS

COACHES **4**

Head Coach Klint Kubiak **4**
In the blood: Football journey leads Klint Kubiak to try to turn around Raiders 4
How Klint Kubiak found his way to the Raiders after oil fields detour 10
How Gary Kubiak's lessons shaped Klint Kubiak's coaching identity 13
Who is Klint Kubiak? His rise from working oil fields to Seahawks OC and future Raiders coach 16

General Manager John Spytek **20**
How John Spytek earned Tom Brady's trust: From Michigan to Tampa Bay to Las Vegas 20
Why Raiders GM John Spytek and his wife, Kristen, are fighting for CMV awareness 27
Raiders GM John Spytek is bringing Tampa Bay's 'no BS' philosophy to Las Vegas 30
How the Raiders Landed on Their Franchise QB: 'Call Up Fernando. He's the Guy.' 34

Off. Coordinator Andrew Janocko **42**
'Listen to your feet': Andrew Janocko brings own ideas as new Raiders OC 42
Gutierrez: A first-time OC, Andrew Janocko comes to the Raiders with history in mind 45

QBS Coach Mike Sullivan **48**
Mike Sullivan is helping build Raiders' next franchise QB — just like 12 years ago 48

Def. Coordinator Rob Leonard **51**
'A little crazy' for the Raiders defense: A look at Rob Leonard's scheme and history 51

PLAYERS **54**

WR Malik Benson **54**
Malik Benson's well-traveled path gives Raiders a ready-made adapter 54

DE Maxx Crosby **56**
Swan song? Maxx Crosby drops bars on the mic as smoothly as he drops QBs 56

FB Connor Heyward **58**
From Ironhead's son to Cam's brother, Connor Heyward aims to stand out in his own right 58

RB Ashton Jeanty **60**
Ashton Jeanty looks to take step forward — and take on Raiders leadership role 60
Finding Football: Ashton Jeanty's around-the-world route to the sport he never left behind 62

DE Patrick Johnson **67**
Patrick Johnson didn't make roster by coincidence, but with confidence in his training 67

C Tyler Linderbaum 69
Center of Attention: Tyler Linderbaum setting the standard for Raiders 69
Tyler Linderbaum eagerly attacking the 'start of a new journey' with Raiders 71

QB Fernando Mendoza 73
Fernando Mendoza isn't the Raiders' starter. Here's everything he did as a backup in Week 1 73
'It's his superpower': Inside Fernando Mendoza's extraordinary rise to No. 1 76
Why is Raiders rookie QB Fernando Mendoza so marketable? 82
Graney: Raiders' new quarterback always puts family first 85
Burgers, branding and generosity: How Fernando Mendoza left an Indiana legacy 87
Inside Fernando Mendoza's first day as a Raider 92

LB Segun Olubi 95
Inside linebacker Segun Olubi's winding, resilient road to Raiders 95

WR Tre Tucker 99
How Tre Tucker's steady growth is a key advantage for the Raiders 99

S Treydan Stukes 102
Hill: Dad's book offers life lessons for Raiders' 2nd-round pick 102
Treydan Stukes leaned on personal values to transform from unrecruited prospect to Raiders' second-round draft pick 104

RB Mike Washington Jr. 106
Raiders RB Mike Washington Jr.'s ambitions come with no ceiling 106

COACHES
HEAD COACH KLINT KUBIAK

LAS VEGAS REVIEW-JOURNAL

In the blood: Football journey leads Klint Kubiak to try to turn around Raiders
By Adam Hill
September 8, 2026

It wasn't necessarily watching his dad win three Super Bowl titles as an assistant before he reached college that made Klint Kubiak realize how cool coaching could be as a profession.

The younger Kubiak was hooked by a far more subtle experience.

Gary Kubiak, then the head coach of the Houston Texans, allowed his oldest son to sit in on some pre-draft meetings as the staff discussed defensive end prospects.

"I just saw this big room full of guys just talking football and shooting the bull," Kubiak recalls. "I remember thinking this wasn't such a bad job. You get to talk football and be around guys that you respect. Even then, I didn't think I wanted to be a coach, but I remember that day very vividly."

He may not have known it for sure, but the family business was always beckoning.

Kubiak played four years at Colorado State and then went immediately into coaching as a graduate assistant at Texas A&M. While he took a brief detour when he and his wife were starting a family in search of a more lucrative profession, he returned to the sidelines and never looked back.

His success as one of the sharpest young offensive minds in the game has landed him the head coaching gig with the Las Vegas Raiders, where he is tasked with finding a way to turn around years of ineptitude with a few splashes of mediocrity.

It's a challenge the 39-year-old Houston-born and Colorado-raised Kubiak is embracing.

"You get the excitement of, 'Why not us? Why not this staff? Why not this group of players?'" Kubiak said. "To have a chance to be a part of the success here made (this job) even more desirable."

While he is just getting started on the job, landing it is the culmination of a steady rise through a calling he resisted, even though it was always in his blood.

Head start

Kubiak's father, Gary, was still playing when he was born, but most of his early memories of his father were as a coach.

While the younger Kubiak loved all sports, there was something about football that was very appealing.

"I always loved the fact that there are so many roles on a football team," Kubiak said. "There's just so many different body types and different types of people in football that make up the 11 guys on offense and defense. Just having that team sport with so many different personalities and athletic abilities, I think is pretty unique. It's not like basketball where it's just a bunch of tall guys that can run and jump. You've got guys on a football team that can't jump at all, but they can be the best nose tackle in the NFL."

That bond was only strengthened when he was able to serve as a ballboy and help out around the facility when Gary returned to the Broncos as offensive coordinator in 1995 when Klint was 8.

Whether he was spotting the ball during 7-on-7 drills in training camp or helping clean the locker room after practice, Kubiak just liked being around football.

Especially when larger-than-life figures like John Elway and Terrell Davis are just having casual conversations in your presence.

"You're going in there to grab their laundry and they're just having a ball," Kubiak recalls. "You're just thinking it's a cool job these guys have. So just those training camp practices really stand out."

Kubiak eventually found himself up the road at Colorado State where he played safety.

"My experience there was awesome," said Kubiak, who played for legendary coach Sonny Lubick before he was replaced by Steve Fairchild for Kubiak's final two seasons.

"I didn't have a lot of opportunities, but (Lubick) gave me a chance. I loved being a Ram. I loved playing football there."

Kubiak joked that he was slow, but Fairchild recalls immediately recognizing the safety's strengths.

"He was a very good player," Fairchild said. "But both him and his brother Klay (the team's quarterback) were outstanding people. He was a returning starter and you could tell right away in the offseason workouts that he was a team leader. He was always there early. When you meet the family, it's very apparent they were raised that way."

While Kubiak diminished his own athleticism, he did concede his understanding of the game allowed him to overcome any perceived physical deficit.

No time was that on better display than a 2008 game where Kubiak intercepted Houston's Case Keenum in the end zone with seconds remaining on the clock to seal a 28-25 Colorado State victory.

"Klint baited him into throwing that ball," Fairchild said. "He picked it off and we won the game.

"That was a great play and a great memory, but really you just can't say enough about them as a family. The whole experience of getting to know him and his family was one of those neat things in coaching."

Fairchild called Kubiak "hard-working and determined, smart and competitive." He says he would have hired him to his staff, but Kubiak went to Texas A&M to work under Mike Sherman as a graduate assistant.

The plan was to help out on defense. Plans change.

“I was there for two weeks and (Sherman) was like, ‘Hey, we have a guy graduating. We want him to take your job. You have to go to offense,’” Kubiak said. “I was really upset about it. I didn’t want to go to offense. But it ended up being the best thing that ever happened to me. It’s funny how it all worked out.”

Rising through the ranks

Kubiak proved to be a quick study on offense, which was also his father’s specialty. The fact he played safety only helped him better understand how to attack a defense.

But while he has made a steady climb through the profession, Kubiak needed to see the other side of the working world to truly understand his love for the game.

The life of a graduate assistant involves long hours for little pay. He earned his master’s degree in human resource development while coaching, but Kubiak had also married Colorado State volleyball standout Tessa Nelson and felt a responsibility to support the household.

So he took a job doing oil pipe inventory in east Texas. That lasted all of about two weeks.

Kubiak got a call from Texas A&M receiver Uzoma Nwachukwu, a very good player who Kubiak had coached very hard to try to help him reach his full potential. The coach wasn’t sure the pupil appreciated the style, but the conversation reminded him that coaching was what he was supposed to do for a living.

He returned to the job and then moved to the NFL as a quality control coach for the Minnesota Vikings before coaching receivers at Kansas for a year. He realized he missed the NFL and went to work for his dad in Denver, something he had previously insisted he did not want to do.

“I was at Kansas and I realized I could have a chance to go see him do his job,” Kubiak said. “I know he’s one of the best in the world at it. Am I going to really be so stubborn that I’m going to miss out on that opportunity? So the opportunity came up. They won the Super Bowl and Brian Callahan was the assistant quarterback coach and he left and a spot opened up, and I reached out to (my dad). I was like, listen, ‘I told you I never wanted to do this but if there’s a spot, I’ll work my tail off for you.’”

He knew he’d have to put in that kind of effort. Kubiak, whose two brothers also work in the NFL, was always aware of the potential for calls of nepotism so he always wanted to work as hard as he possibly could to justify any opportunities.

He acknowledges all three Kubiak sons are aware of their situation and fortunate to have been born with their parents.

Klint also knows he has a high bar to clear to reach the standard set by his father.

“He’s a way better athlete than me. He played quarterback in the NFL for nine years,” Kubiak said. “My dad is the hardest-working, best guy that I know. So I have a lot of work to do to live up to that.”

He continued that pursuit by moving to the Vikings as quarterbacks coach and then offensive coordinator.

It was there longtime NFL coach Rick Dennison, who played and coached with Gary and had known Klint basically since birth, saw him turn a corner.

“He took control and did a lot of good things,” Dennison said. “Every place he’s been, he’s grabbed a little of what they do and combined it into what he believes. Not just X’s and O’s, but culture. I think each one of those steps. He’s taken some stuff to heart and really done a great job of combining football knowledge and people skills.”

Kubiak returned to the Denver Broncos for a year as passing game coordinator and spent 2023 in the same role for the 49ers.

He has served as offensive coordinator for the New Orleans Saints and Seattle Seahawks the last two years.

Despite all the movement, Kubiak said he was never focused on ascension.

“I just wanted to be the best I was with where I was at,” he said. “When I was a graduate assistant at Texas A&M, I just wanted to not get fired, honestly. Give me a job and I’ll do the best I can at it. And then it was, ‘All right, I’d love to try to coach a position.’

“All those years taught me that you just try to do the best with where you’re at and try to add value to the organization. And I just always felt that those promotions come when you demonstrate that you can do a good job with where you’re at.”

Even after winning the Super Bowl as an offensive coordinator with Seattle last season and becoming one of the hottest names on the head coaching interview circuit, Kubiak wasn’t sure he would leave.

He said he was convinced the Raiders have all the organizational pieces in place from ownership to the front office to facilities to have success and he just wanted to be a part of it.

Now it’s his show to run.

Taking charge

The public perception of Kubiak as being ‘all ball” isn’t necessarily wrong.

“I’ve been around Coach Kubiak a long time, and I love his demeanor,” wide receivers coach Zach Azzanni said. “What you see is what you get. It’s no-nonsense. And I think our team is taking that approach. There’s not a lot of fluff. This is football. It’s ball 24/7 here. And if you’re not a tough guy mentally and physically, if you don’t like to sit through 18 hours of meetings and practice for three hours, this probably isn’t the place for you. And that’s the culture he’s creating.”

It’s one that is appreciated by general manager John Spytek, who hired Kubiak.

"I've seen him embracing the challenge of being a head coach and knowing that there's things that have to get done every day, putting the players in a position to be successful, and demanding a lot out of his staff and the players every day," Spytek said. "Self-aware, self-critical. There's a growth mindset to Klint that I think we all really enjoy being around."

Those who know Kubiak well, however, also point to a dry sense of humor and warm demeanor.

"Oh, he has a personality," said Raiders lineman Spencer Burford, who also played for Kubiak in San Francisco. "It may not be shown all the time just because of the business we're in, but at the end of the day he's human and has personality. It just takes time to see it. He has a sense of humor for sure."

Burford said one of his favorite parts of seeing Kubiak assume a head coaching role is that it requires him to talk to the team more."

"He's a great guy," Burford said. "It's just good to see him be a little bit more vocal. He makes it clear what he wants out of his guys and how he wants it done. There's a clear understanding across the board from staff to players to the guys upstairs to make sure everyone is on the same page. I love Klint."

Raiders wide receiver Dareke Young, who was part of the Super Bowl team with the Seahawks last year, echoed the sentiment.

"He has to talk more now and lead meetings, but he seems like a natural to me," Young said. "He's a leader. A lot of the guys respect him and how he conducts his business. I think he's made a good transition. And I definitely think he's funny. I can see why people don't think he has much personality, but as a coach, you just have to be respected. As long as you handle your business, it doesn't matter. And that's what he has done."

Guiding principles

Just like his core memory of being a coach's son was in the off-field interactions, the biggest lesson he has taken from his father's coaching style has nothing to do with route trees or zone run concepts.

"I would say the biggest thing that I learned is that I saw the same guy that I saw it at home," Kubiak said. "I saw that you can be a leader by being yourself. And so it just kind of gave me confidence seeing you don't have to change who you are. You have your values and you make those values come to life with the guys that you're with every day. The coaches and the players. So I think that just gave me confidence knowing I don't have to all of a sudden change if I become a head coach.

"Just go be yourself."

Gary won his Super Bowl as a head coach the year before Klint went to work on his staff. But it was never the pats on his dad's back for raising the trophy that mattered to him.

It was when people would approach him and tell him about the positive way Gary treated them or something he did for their family or a thoughtful Christmas gift that he would draw inspiration.

"I learned at an early age that you treat people the right way, treat people with respect and that means something to people, whether you're getting fired in Houston like he eventually did, or you're winning

Super Bowls," Klint said. "I think when people talk about the kind of person you are, you don't want the first thing to be 'That guy is a (jerk)' or he treated me wrong and didn't care about my family. If the first thing that comes out of their mouth is that I got better as a coach and closer with my family working for that guy, that's what guys said about my dad and that means something."

He's also proud of being a dad himself, notably changing tones when talking about his kids in Little League or getting to take them to shows, sites and national parks since arriving in Las Vegas.

But he also knows he's here to win. Kubiak's message to the team has been clear.

He wants his organization to be about "we," not "I."

That will also benefit the individual, he believes.

While the modern game and social media machine have put an even greater emphasis on stats, popularity and individualism, Kubiak provides a counter-argument.

"It's all irrelevant if you don't win games," he said. "We tell the players all the time that all these guys that are on the wall here or painted in our team room, you get on this wall by being on a Super Bowl team. It's really hard to get on this wall as a guy that's not on a winning team."

It's now his job to help make that happen, a gig he's been working toward his whole life.

How Klint Kubiak found his way to the Raiders after oil fields detour
By Adam Hill
February 4, 2026

SAN JOSE, Calif. — The family business just wasn't cutting it for Klint Kubiak.

While his father, Gary, was serving as head coach of the Houston Texans, Klint was in his early 20s toiling as a graduate assistant at Texas A&M and believed it was time to find a way to support his own household.

"I was making $17,000," Kubiak recalled. "I was recently married and didn't feel like I was contributing much to the relationship. I felt like I had to go make some money, and another year as a GA wasn't going to get it done."

So he called up a cousin who worked for an oil company and took a job doing inventory on pipe in East Texas. The money was good and the work was fine.

Until a phone call made him realize what he had left behind.

"I just wanted to see what life was like outside of football," he said. "It wasn't terrible. It was a great job, but I found out pretty quickly something was missing and that was the joy of being a coach.

"I don't remember a lot about that job other than I knew I was out of my element."

The call

Uzoma Nwachukwu was a great receiver at Texas A&M and one in which Kubiak saw a bright future. So he rode him hard.

So hard, in fact, that Kubiak expected they would never talk again after his decision to leave the program for the oil industry.

Yet there was Nwachukwu's number popping up on his phone as he made the long drive home from work just two weeks into his new career.

"He basically said, 'Hey, thank you for working with me and making me better,'" Kubiak said. "I ended up quitting that job the next day and trying to get back into football."

It was always going to be his path even if he needed that brief detour to remind him.

"That phone call was the realization that these relationships are what it's about," he said. "It's kind of like being a teacher. You build great relationships. You're just teaching football instead of a subject. I didn't want to mess around too much more in the oil fields after that."

He returned to the sidelines, and it wasn't long before the accolades and money would follow.

Kubiak, now the Seattle Seahawks offensive coordinator preparing to coach against the New England Patriots in the Super Bowl, is expected to become the head coach of the Las Vegas Raiders.

He can't sign or announce any deal until after the Super Bowl, but the financial security he once sought outside of football has now come from the game into which he was born.

"I'm still really thankful for those years because you find out a lot about yourself and see how much you love something when you're willing to work hard at it even if it doesn't provide you with that immediate monetary success," he said.

Family business

It's no surprise the 38-year-old Kubiak found his way back to coaching.

His father, who won a Super Bowl as head coach of the Denver Broncos, was consumed by the game, and it became a part of the family.

Klint's brothers, Klay and Klein, both work in the NFL as well.

He remembers being 12 and going to the team facility with his father and seeing all the other coaches, whom he knew from their frequent visits to the family home.

"You go through a lot of adversity and find out a lot about each other and what people are made of," Kubiak said. "You get really close through that."

While there are obvious benefits of following in the footsteps of a successful father in terms of opportunity and name recognition, Kubiak also experienced the drawbacks.

There were times he felt the pressure of trying to chase down that Super Bowl win his father won with the Broncos. He's over that now.

"As you get older, you just realize you just have to be your own man," he said. "But I wouldn't be talking to you guys if it wasn't for my dad. Obviously, I don't get to coach in the NFL at a young age without him allowing me to be on his staff. But you get on a staff like that as the coach's son, you better make sure you make him proud. You don't want to be slacking at all. It's how my mom and dad raised us."

'Bittersweet' departure

The man Gary and Rhonda Kubiak raised became a brilliant offensive coach. Yet it's the person he is off the field many around the Seahawks prefer to talk about.

"It's a little bittersweet," Seattle head coach Mike Macdonald said of Kubiak's expected departure. "Because he's such a great person in addition to being a great coach."

Receiver Cooper Kupp has enjoyed getting to play for him this year and appreciates the standard he has set.

“He’s awesome,” Kupp said. “He’s so mild-mannered, but the most upset he gets is when he’s upset at himself for something. He holds himself to such a high bar that it calls everyone else to be there as well. If your head coach is pissed off because of a situation he put himself in, you start thinking, ‘How can I be better?’ I love how he goes about things in that regard.”

One of the biggest lessons Kubiak took from being around some of the game’s greatest coaches was to try to learn from them without trying to emulate them.

It’s something his father tried to drive home from a young age.

“The thing that stands out from him is you always have to find a way to be yourself because the players will see right through it if you’re not,” he said. “It’s really easy advice. Try to be the best version of yourself. Don’t try to act like my dad or Norv Turner or Mike Zimmer or Mike Macdonald. You can take lessons from them, but you have to be genuine.”

Simple philosophy

Kubiak has his own family now.

He and his wife, Tessa, have four children, though he keeps his home life extremely private, other than to share his family and faith are his proudest accomplishments.

Kubiak also happens to be pretty successful as a coach, leading one of the league’s best offenses.

His philosophy remains simple.

“It all comes down to giving your players the best chance to be successful,” he said. “You can sleep well at night if you put all your work into that.”

Kubiak has done that with an old-school focus on the running game as the foundation for his new-school concepts.

“Something that’s always been important to us is to be able to run the football against an eight-man front,” he said. “Then we build our game plans off of that. The NFL is about making explosive plays. It’s a really important part of the game. But to me, if you can’t establish the run and protect your quarterback, you’re going to have a hard time doing anything else.”

Spoken like a man who was always meant to coach, even if he took a detour to the oil fields.

RAIDERS.COM

How Gary Kubiak's lessons shaped Klint Kubiak's coaching identity
By Levi Edwards
June 19, 2026

A sense of déjà vu came over Gary Kubiak as he walked down the bleachers at Levi's Stadium.

As blue, green and silver confetti rained down, he and his wife Rhonda made their way to the field to find their son after the Seattle Seahawks defeated the New England Patriots, 29-13, in Super Bowl LX.

Klint Kubiak had just entered rare air, winning a Super Bowl as the offensive coordinator for the Seahawks. It was feeling the elder Kubiak was familiar with as a three-time Super Bowl champion in his own right.

"You find out real quick when you get into coaching, those playoff games and those Super Bowl runs," Gary Kubiak told Raiders.com, "they don't come around every day."

But the déjà vu had less to do with his own personal highs in coaching.

He witnessed his son win a championship in the exact same stadium exactly 10 years after he won Super Bowl 50 as the head coach of the Denver Broncos.

"I was at that game watching him win it all. … I got to see the smile on his face after the game," Klint Kubiak recalled during his introductory press conference as the Raiders head coach, two days after the Seahawks' win.

"Just to share that moment with him is something I know I'll never forget."
Standing on the grass in the midst of the chaos and celebration, Gary was brought back to that moment Klint greeted him after Gary's last Super Bowl win in 2016.

"To walk on that field after the game, give him a hug like he did me 10 years ago," Gary paused, "that was a special. I'll always be able to treasure it.

"It probably meant more for me to watch him win a championship like that that it did for him to see his dad."

Hanging around Hall of Famers like John Elway, Steve Young and Andre Johnson was the norm for Klint Kubiak growing up.

Gary, a nine-year NFL quarterback turned coach, introduced his three sons to the game early on in their lives. Quite frankly, he didn't have much of a choice considering how all-encompassing his work was. He was an NFL head coach for 10 seasons between the Broncos and the Houston Texans.

Bringing his sons into NFL locker rooms was the easiest way for him to spend substantial with them, but learning about football was never truly the main objective.

"I was more concerned with them learning how to work," Gary said. "I wanted them to see how hard their dad worked. That's why I wasn't at home a lot. I was trying to build these teams and players, and I wanted them to be around."

"Kids get very impressionable and they see successful players," he added. "Well, I wanted them to see why they're successful."

Gary was right. It did make quite the impression.

"The thing about my dad is that when I was growing up, he never made it about sports or football," Klint said. "He just always talked about everything other than that, about being a good person, about being respectful.

"He showed me what it means to be a great husband and a great father. So, those are the things that I want to emulate."

Like his father, Klint exhausted all of his options before going into coaching.

He was an exceptional high school athlete, playing wide receiver and defensive back in high school in Aurora, Colorado. He committed to Colorado State, where he started 26 games at safety.

Injuries halted his playing aspirations, so he turned to coaching, getting his feet wet at his father's alma mater Texas A&M as an offensive quality control coach and graduate assistant.

After three years in College Station, a newly wedded Klint felt it might be in his best interest to make a career pivot. He accepted a position at an oil-field service company operated by Gary's college roommate. Yet after a few weeks on the job, a burning desire for football remained.

"Next thing I know he's like, 'Hey dad, what do I do? Because this is not what I want to do. I want to coach,'" Gary said. "I think everybody in life has to figure out their own way and once he figured that out … his passion to do it, he didn't need me anymore from that standpoint.

"He knew what he wanted to do and now it was time to go to work."

Fast forward four years and Gary would hire his oldest son onto his Broncos staff as an offensive assistant. They would work together again at the Minnesota Vikings in 2019, with Gary serving as assistant head coach/offensive coordinator and Klint as quarterbacks coach.

Klint spent two seasons learning the system directly from his father and ultimately was promoted to offensive coordinator when Gary retired in 2021.

"I think that might be the hardest thing as a coach, for me personally, is when you're coaching your team or coaching your coaches and all of a sudden you have a son sitting in the room staring at you," Gary said. "I mean, that's some pressure there because you're trying to do your job and yet you're trying to teach your son a certain way.

"I enjoyed that. To coach in Minnesota with him, which was at the end of my career, to watch him coach and position and be responsible for a position and watch him grow, it's a great feeling. That's what's coaching is all about."

Given Gary's success in the league, it's fair to wonder how Klint will fare as he steps into his first head coaching role.

Based on his resume and his own steady climb, there's little doubt the foundation is solid.

"They're both people persons in a little bit different way," said Rick Dennison, the Raiders offensive line coach.

Dennison has a rich history with the Kubiak family, having played and coached alongside Gary as well as coached alongside Klint in Seattle.

"They get along with people and understand people, that's a strength of both of theirs. They know football really well. And I think those two combined, they get the best out of their teams. … I don't know if there's many differences."

It would be natural for Klint to turn to his father for advice, but Gary is adamant on making sure he never oversteps his bounds. No longer the head coach, no longer the boss, but now just trying to be the best "sounding board" and father he can be.

While it's big shoes to fill, Klint doesn't seem interested in wearing them out. He's intent on carving his own path and building a legacy that stand on its own.

"He's got some really good people around him, and he just needs to get in there and bust ass and let everybody do their job," Gary said. "Those things will take time and they take effort, but I know he'll put in the effort."

Which makes room for another question to pose. What does he expect from his son in Las Vegas?

"Well, we're going to find out," Gary said with a belting laugh. "You know, it's a hard job."

THE ATHLETIC

Who is Klint Kubiak? His rise from working oil fields to Seahawks OC and future Raiders coach
By Matt Barrows
February 6, 2026

SAN JOSE, Calif. — Football coach or oil field worker?

You might be surprised that Klint Kubiak chose the latter line of work soon after starting out on his own. The son of former Houston Texans and Denver Broncos head coach Gary Kubiak, Klint had initially tried his hand at the family business. He spent three seasons in his early 20s as an entry-level assistant on Texas A&M's staff.

But it didn't pay the bills.

"I was making $17,000," Kubiak recalled this week. "I was recently married and didn't feel like I was contributing much to the relationship. I felt like I had to go make some money, and another year as a GA wasn't going to get it done."

Working as an oil field employee wasn't as stimulating, but for $60,000, he thought he'd give it a go. His first job involved inventorying oil pipes along Highway 21 in East Texas, a task that involved attaching metal bands of varying colors to the appropriate pipe.

"I don't remember a lot about it other than I knew I was out of my element," Kubiak, 38, said.

The truth is, he didn't hate it. He figured he might get back into coaching someday but was willing, even eager, to take on a new challenge and put some money into the family checking account.

Then, two weeks into his new career, his phone rang.

The number on the screen surprised him. It was one of his former A&M receivers, Uzoma Nwachukwu, someone whom Kubiak had been particularly hard on. He didn't think Nwachukwu would ever speak with him again, much less dial his number. The call, however, rerouted Kubiak's path.

"I had a great conversation with him," he said. "And he just made me realize I was doing the wrong thing, that I needed to get back into coaching. … When I got that call, within two hours, I was calling my boss and saying, 'Thanks, but no thanks.'"

A few months later, Kubiak took a quality control job with the Minnesota Vikings and has been working his way up the NFL coaching ladder since.

On Sunday, he'll call plays for Sam Darnold and the Seattle Seahawks' offense in the Super Bowl. After that? All signs say he'll become the next head coach of the Las Vegas Raiders, a position that pays a bit better than graduate assistant or even oil field worker.

What will the Raiders be getting in Gary Kubiak's eldest son?

For one, he's well-versed in the offensive system that's permeated the league. When the 2026 season begins, former Kyle Shanahan assistants will be calling plays in Miami (Bobby Slowik), Green Bay (Matt LaFleur), Arizona (Mike LaFleur) and Los Angeles (Sean McVay and Mike McDaniel).

Kubiak served as the 49ers' passing game coordinator under Shanahan in 2023, and his younger brother, Klay, is San Francisco's offensive coordinator. A third brother, Klein, is a scout for the Dallas Cowboys.

The Shanahan-Kubiak relationship dates to 1984, when Mike Shanahan joined the Broncos' staff as wide receivers coach, and Gary Kubiak was a backup quarterback. Shanahan was on staff for seven of Kubiak's nine years as a player in Denver, including two as his position coach and four as offensive coordinator.

Shanahan became the 49ers' offensive coordinator in 1992 and gave Kubiak his first NFL coaching job in 1994 as quarterbacks coach. Kyle Shanahan recalled his father inviting Gary and other offensive assistants and their families to their Saratoga, Calif., home one evening.

"And I remember having to watch their three boys downstairs," Kyle said. "I was a lot older than them. And I remember messing with them and picking on 'em. And I kept getting in trouble because of all the noise we were causing downstairs."

Kyle said he's always been impressed by Klint's work ethic and resolve. He thinks he did a particularly fine job in Seattle this season, especially the way he utilized the Seahawks' personnel.

"How he helped Sam (Darnold), how he used the receiver from New Orleans, (Rashid) Shaheed, the way he used both of their running backs in different ways, how much he'd get Jaxon Smith-Njigba the ball on a consistent basis even though he was their main target," he said. "He moved him around so much, (defenses) couldn't take him away. So I thought he was more than deserving of a head-coach opportunity."

The offense Mike and Gary ran in 1994 is the one their sons run today.

Seahawks tight end A.J. Barner said when Klint installed the system this past offseason, he not only used clips from his most recent stops in San Francisco and New Orleans, but also film from the early 2000s Texans, a team coached by Gary Kubiak and an up-and-coming assistant, Kyle Shanahan.

"We watched Owen Daniels, some of the Denver Broncos (players)," Barner said. "We definitely went into the archives."

Receiver Cooper Kupp, who played eight seasons under McVay in Los Angeles, said those Rams offenses skewed toward three wide receivers and lighter personnel packages. Kubiak went with a more heavy-handed version with the Seahawks, who used a lot of two-tight-end and two-back packages this season and ran the ball 507 times, third most in the league.

"The offense kind of branched off in different ways," Kupp said. "Now I get to experience the other branch — heavy personnel (groups) and being able to use a fullback."

Said Barner: "The more big bodies you get on the field, the more gaps you get in the run game. I think it only helps the offense."

That approach might also work on a Raiders team that's already invested heavily at tight end and running back — Michael Mayer, Brock Bowers and Ashton Jeanty — in recent seasons. Shanahan said he also thought Kubiak would be an excellent match for Indiana quarterback Fernando Mendoza, whom most NFL observers expect the Raiders to draft with the No. 1 pick.

"He seems like a very reserved guy," Shanahan said of Mendoza. "And Klint's the same. I mean, Klint's not a flamboyant guy. He's not real loud. He's a very real person. You're going to know what you get every single day. Watching from afar, it seems that's how that quarterback carries himself. I kind of see it as a perfect fit — two very humble, talented people coming in at the same time."

Though Kubiak played safety at Colorado State, quarterbacks became his specialty in the NFL. He served as quarterbacks coach in Minnesota and Denver before joining the 49ers in 2023. That was the year San Francisco signed Darnold to be a backup behind Brock Purdy, who was coming off a serious elbow injury suffered in the NFC Championship Game.

Darnold didn't see much action — he played 130 snaps, most in the meaningless season finale — but the stint allowed Kubiak to take a deep look at the player he'd coach when he took over the Seahawks' offense.

"When he went to practice in OTAs and training camp, and he played side by side with Brock Purdy, we knew that we had another starting quarterback on the roster," Kubiak said Wednesday. "We were really fortunate to get Sam. And he was at a point in his career when he just wanted a place to go learn for a year at a proven system with Kyle. And Kyle did a phenomenal job getting him ready to play."

Two other moves helped smooth Kubiak's transition to Seattle. He brought in offensive line coach John Benton, who'd had the same role under Gary with the Texans from 2016 to '13 (and under Shanahan from 2017 to '20 in San Francisco), to teach the zone-blocking technique that's a staple of the Shanahan system. And he signed free agents like Kupp and tight end Eric Saubert, who had played in similar systems.

He also meshed well with the team's cerebral, ultra-focused head coach. Mike Macdonald said this week he's used Teddy Roosevelt's famous line, "Speak softly and carry a big stick," at various points over his coaching career.

"That's a quote that resonates with me," he said. "I'm not the most outspoken guy of all time. You want your team's tape to do the talking. And I think our guys have done a really good job of that."

Kubiak carries a similar vibe.

Shanahan called him a grinder. "He works his ass off — as hard as anyone I've been around," he said.

Players described him as even-keeled, soft-spoken and consistent. And while Nwachukwu, the former Texas A&M receiver, might dispute this, when Kubiak gets upset, it's usually with himself.

"He takes a lot of ownership of the offense, even when he doesn't have to," rookie center Grey Zabel said. "He's a guy who just shows up every single day and just works and works and works. Whatever the future holds for him, he's a guy who's gonna outwork everybody."

When Zabel suffered a knee injury during the season, he had to come in early for treatment. He said when he rolled into the parking lot at 5:50 a.m., he figured he'd be the first guy there.

He was wrong. The stall marked "offensive coordinator" was already occupied.

"And every single day was like that," Zabel said. "It's a show-up-before-everybody and leave-after-everybody mentality."

Shanahan said there's a reason Kubiak's car never seemed to move. He recalled instances in 2023 when, following a late night at the office, he'd arrive at 49ers headquarters at 4:30 a.m. to find Kubiak already there.

"It was like, 'How early did you get in?'" Shanahan said. "Then you see the blanket on the couch, and you put it together. And he didn't have to do that. But he'd never leave the office until he had an answer for me, which is why it was so cool working with him for a year."

GENERAL MANAGER JOHN SPYTEK

THE ATHLETIC

How John Spytek earned Tom Brady's trust: From Michigan to Tampa Bay to Las Vegas
By Dan Pompei
May 6, 2025

In a banquet room decorated for Christmas, a group of coaches' kids were entertained by Santa Claus. There were awesome presents for the Michigan football team — high-end swag, including commemorative watches.

The Wolverines were gathered at the Eden Roc Hotel Miami Beach the night before Christmas to prepare to play Alabama in the 2000 Orange Bowl, and this was a night of celebration.

John Spytek, though, wasn't feeling very festive.

He wouldn't be playing in the game. A redshirt freshman linebacker, Spytek was physically worn down from spending the last five months on the scout team and getting driven into the ground by Steve Hutchinson and Jeff Backus, both future NFL stars. He missed home. He wondered if he belonged.

It had been a long season that began with a shattered thumb in training camp. Playing with a cast, he then sprained his shoulder.

The week before Michigan's season opener against Notre Dame, he went all out in practice. The next day, after a Michigan win, Spytek was given a T-shirt in a team meeting. "Scout Team Player Of The Week," it read.

It was the highlight of his year, along with a November practice. That week, in preparation for Penn State, Spytek was assigned to play the part of LaVar Arrington on the scout team. Arrington was on his way to winning the Butkus Award, the Bednarik Award and the Lambert Trophy. Wearing Arrington's No. 11 was an honor, and Spytek took it seriously.

So did Tom Brady.

The senior quarterback threw a deep ball to running back Anthony Thomas, who ran a wheel route. Often, scout team defenders run hard and then ease up at the end so the offensive player can finish the play. But Spytek closed on the ball, reached out and batted it down.

Brady, unsurprisingly, would be more difficult to beat on game day. Down by 10 in the fourth quarter, he calmly brought Michigan back, throwing the winning touchdown pass with under two minutes remaining.

It wasn't the only time Brady flipped a game's script that season. There was a late touchdown drive to beat Notre Dame and two touchdown drives in the final 16 minutes to overtake Ohio State.

If not for Brady, Spytek and his teammates would not have been in Miami preparing for the Orange Bowl.

Spytek brought his meal back from the buffet at the Eden Roc and sat at a table with other redshirt freshmen who were feeling like him. They looked down at their plates and didn't say much.

Then someone walked up and put his plate on the white tablecloth.

"I think I'll have dinner with the young bucks tonight," Brady said.

Then the team captain and MVP was somehow one of them. For about an hour, Brady talked with the freshmen about nothing and everything, lifting their spirits and making them feel they belonged.

"It was a small glimpse of who he is, the grace he operates in," Spytek says. "He probably doesn't remember it. But the rest of us could never forget it."

It is more than an indelible memory. It was the beginning of a connection that would help make NFL history.

On New Year's Day, Brady led another comeback to beat Alabama in the Orange Bowl. Then, 11 years passed before he and Spytek crossed paths again.

Brady, a sixth-round pick, became arguably the most unlikely success story in the NFL's grand history, winning three Super Bowls and establishing himself as football's best quarterback.

After Brady left, Spytek finally got on the field at Michigan, playing 37 games and making 37 tackles over three years.

Then the Lions gave him $250 a week to run errands in the operations department. He bartended three nights a week to get by. Spytek began scouting with the Eagles and worked in Philadelphia for five years before becoming the Browns' college scouting director.

On the field before a 2010 game between the Patriots and Browns, Brady caught up with his Michigan classmate Aaron Shea, then the Browns' director of player engagement. Spytek moved in and reintroduced himself to Brady. The interaction didn't last more than 10 seconds before Spytek walked away, unsure if Brady remembered who he was.

Another decade went by. Brady had won his fourth, fifth and sixth Super Bowls and was widely considered the best quarterback of all time. But the partnership between Brady and Patriots coach Bill Belichick had frayed, and the Patriots somehow convinced themselves they would be better without him.

As the Patriots concluded that Brady was descending, Spytek was ascending. After three years with the Broncos, where he won a Super Bowl with Peyton Manning, he became the right-hand man to general manager Jason Licht with the Buccaneers.

In Tampa, Jameis Winston, the former first pick in the draft, arguably had the best season of his career in 2019 under new coach Bruce Arians. The assumption was that the Bucs would commit to Winston long term, even though he had led the league in interceptions.

Spytek's job, however, was to open his mind and the minds of others. Late in the season, he studied tape of veteran quarterbacks he thought might be available. Among them were Teddy Bridgewater, Drew Brees

and Philip Rivers. One day, Licht walked into the draft room, which was adjacent to his office, and saw Spytek watching Brady. Spytek told him Brady's contract was expiring, and he didn't see any drop-off in his play. Licht chuckled.

Nobody respected Brady more than Licht. He was part of the front office that drafted him and spent seven years with him in New England. But it was almost impossible to envision Brady leaving the Patriots, let alone becoming a Buc.

Two days later, Licht approached Spytek at practice.

"I watched Tom," he said. "He's still pretty f—ing good."

Licht and Arians decided it was worth a shot, even if it was the longest of long shots. Licht, Arians, Spytek, Rob McCartney, who was the director of pro scouting at the time, Mike Biehl, the director of college scouting, and Mike Greenberg, who handled contracts, devised a plan. They knew if their interest became public, it would create a firestorm that could affect other options if Brady stayed in New England, so they decided to keep their pursuit between the six of them and team ownership. They would use code words to describe their mission.

Licht asked Spytek if he really thought Brady might come to Tampa. Spytek, looking at the Bucs' impressive depth chart, pointed out the roster would be a selling point.

"If you build it," Spytek said, "he will come."

"That's from a movie," Licht said.

And so they dubbed their project "Operation Shoeless Joe" after the Shoeless Joe Jackson character in "Field of Dreams."

Anytime they spoke of Brady, they called him "Shoeless Joe."

Licht became "Ray Kinsella," the Kevin Costner character in the movie who built the baseball field that drew Shoeless Joe from the great beyond. They began calling Bucs owner Joel Glazer "Terrance Mann" after the James Earl Jones character who disappeared into the cornfield with Shoeless Joe.

They recited lines from the movie.

"Go the distance."

"Ease his pain."

Operation Shoeless Joe worked, and Brady told the Bucs he intended to play for them. But he still hadn't officially parted ways with the Patriots. He told Licht he would visit Patriots owner Robert Kraft one evening to convey his intentions in person. The Bucs feared Kraft would convince him to stay.

Early the next morning, Spytek was stuck at a traffic light on his way to work. He picked up his phone. The first story on his Instagram feed was from Brady, thanking New England and saying he was going to take his football journey elsewhere. By the end of the day, he was a Buccaneer.

The Bucs closed their offices that day because of the COVID-19 pandemic. The first time Spytek and Brady met as Bucs was at training camp in a BioReference trailer, where both were getting nose swabs for COVID tests.

“Hey, Tom, John Spytek,” Spytek said through his mask. “We played together a long time ago.”

“Yeah, yeah, great to see you again,” Brady said through his mask. “It’s been so long.”

Spytek wasn’t sure Brady remembered the batted pass or the Christmas Eve dinner, but he was certain Brady had done his homework on him.

During Brady’s New England years, he met with Belichick leading up to games and was given a detailed report on the defense he would be opposing. In Tampa, he asked Licht for a similar arrangement. Licht suggested to Spytek that a couple of young scouts could handle the assignment.

“No,” Spytek said. “I want to do it. We can’t send a young scout in to meet with the greatest player of all time.”

Spytek wanted McCartney with him because he respected McCartney’s knowledge. Licht agreed and told Brady, who had questions about both.

“Are they going to know the league?” Brady asked.

Brady showed them a sample report of what he expected.

To prepare, Spytek put in the equivalent of a full day’s work, as he would before every meeting with Brady. He knew Brady would want a full report on the second nickel and fourth safety, as well as the star linebacker.

In their first meeting, they talked about the Saints for about an hour. It didn’t take long for Brady to challenge the information. Sptyek told him Marshon Lattimore was one of the best cornerbacks in the NFL. “He’s not Darrelle Revis,” Brady shot back.

Spytek warned him that Saints safety Marcus Williams could hurt him if he hung a ball up in the middle of the field. He described Janoris Jenkins as a twitchy corner who will play off and take chances and said if a quarterback is late with a throw, Jenkins could come up with an interception. Both players intercepted Brady.

The game was lost, but trust was won.

As the weeks went on, the meetings became casual and longer, sometimes lasting as long as 2 1/2 hours. Their conversations were about more than their upcoming opponent.

Often, the first 20 or 30 minutes of the meeting were about their experiences at Michigan. They laughed about how the strength coaches emphasized thick necks. By then, neither had Michigan necks as Spytek had become a marathon runner and Brady had spent years training for pliability.

Brady came to Tampa on a plant-based diet that excluded processed foods, dairy, gluten, sugar and nightshades. But at Michigan, it wasn't quite like that. They reminisced about gorging on Cottage Inn Pizza at all hours, pigging out on Mister Spots wings, taking down deli sandwiches from Maize and Blue Deli and trying to bulk up with prime rib and cheese fries from Outback Steakhouse.

"I got to listen to it all, and then eventually was like, come on, can we get to the meeting?" McCartney said.

Brady took the prep work seriously, even if he knew his opponents as well as Spytek and McCartney before showing up for the meeting. He even wanted to meet before training camp joint practices. When it was established that he would play in a preseason game in Houston, he asked Spytek and McCartney to meet in their hotel the morning of the game.

"I need to be at my best because people are coming to watch me," he told them.

After their prep work was done, Brady often started storytelling, which he did about as well as quarterbacking. He talked about idolizing and hanging with Joe Montana, Steve Young and Dan Marino and playing golf with Phil Mickelson, Bryson DeChambeau and Aaron Rodgers in "The Match."

Despite an uncomfortable parting, Brady spoke reverently about Belichick and his processes, game planning and motivational techniques. He said playing for him helped him see the game from a defensive perspective, which empowered him at the line of scrimmage. Belichick taught him that certain defensive alignments meant he didn't have to concern himself with every coverage possibility. That helped him process more quickly.

He told tales of teammates, opponents, games, drives and plays. Brady gushed about Julian Edelman and Rodney Harrison, saying you almost had to kill them to get them off the field. He also expressed admiration for Danny Amendola, Dave Andrews, Rob Gronkowski, Matt Light, Wes Welker and others.

"When he talked about what made them special, it rarely was about how fast or skilled they were," Spytek said. "It was how tough they were and how much they loved to play. You got a peek into his mind about what was important to him."

Part of Brady's alchemy was that he seemed to remember almost every blade of grass he played on, but his recall appeared selective about the 2015 AFC Championship Game, when Spytek's Broncos beat Brady's Patriots.

In Brady's first season in Tampa, the Bucs won 11 games and made the playoffs as a wild-card team. Moments before the offense took the field in their first playoff game at Washington, Spytek noticed Brady reading something on the sideline. Brady put it down and jogged off. Spytek looked again at what he was reading. It was the report he and McCartney had given him that week.

"The last thing he did before walking on the field to start the playoff run that led to a championship was read the writeup we gave him," Spytek says. "It was one of the most poignant moments of my career."

Their work also affected Super Bowl LV. The scouting reports had a video element with 20 to 25 plays. After Spytek and McCartney showed Brady the video of Chiefs defenders before the Super Bowl, Brady

gathered his receivers, tight ends and running backs to share the videos with them. It was the first time he did that, and it helped the Bucs put up 31 points in a one-sided victory.

As Brady ran through the end zone and headed for the tunnel after the game, he saw Spytek and his wife, Kristen, in the southwest corner of Raymond James Stadium. He stopped and changed directions. Brady bear-hugged Spytek.

Spytek had thought about what he wanted to say if this moment came.

“I want you to know that working with you has been the honor of my career,” Spytek told Brady.

“You’re awesome,” Brady said. “Love you.”

Nine months later, Spytek ran in the New York City Marathon to raise funds for the National CMV Foundation, a charity he and Kristen helped establish. Their daughter Evelyn had congenital CMV, or cytomegalovirus, an infectious disease that can be fatal. Evelyn lived until she was 21 months old.

Shortly before the marathon, Licht told Spytek he should tell Brady about why he was running. Spytek demurred, but Licht told Brady anyway. A couple of days later, the CMV Foundation received the most generous donation in its history, courtesy of Brady.

Brady played two more years with the Bucs before retiring at 45 with 23 NFL seasons behind him. Last year, he became a game analyst for Fox and was approved as a minority owner of the Raiders.

Before each of the three Bucs games Brady was assigned to, he visited with Spytek.

By January, the Raiders were searching for a general manager. Brady, not the typical minority owner, called Licht.

“We had a couple long conversations about Spy,” Licht said. “He knew him well, so I don’t really think he wanted reassurance. He was just kind of telling me, ‘This is what we want here. Do you think he would fit?’ And, of course, I said yes.”

Spytek was interviewed on a video call by Brady, Raiders owner Mark Davis and minority owners Egon Durban and Mike Meldman. Spytek had interviewed for the Raiders’ general manager job in 2021 but felt like he had no chance. This was different. Brady asked many of the questions. The interview was cut off after 90 minutes because Spytek had to fly to Nashville to interview with the Titans for their general manager position. But the Raiders knew everything they needed.

When Spytek agreed to become the Raiders’ general manager, Brady told him, “Just be you. That’s good enough.”

They have talked on the phone quite a bit since. Spytek keeps him updated on everything the Raiders are doing. Spytek says Brady asks many questions but has not objected to anything. “Cool, babe, trust you,” is a typical response.

Sometimes, they just talk about what’s happening in the league. “He’s as consumed with it as I am, and our love affair with the game is what we have most in common,” Spytek says.

Brady, aware of how his physical presence changes the dynamic in a room, contributes remotely for the most part. But when the Raiders were vetting quarterbacks, he came to Las Vegas for a few days. He met with Spytek and coaches to discuss the veteran possibilities. He spent another day with Spytek discussing college quarterback prospects.

“When we are looking at quarterbacks, we’d have to be fools not to involve him,” Spytek says. “Tom is the foremost expert on quarterback play I’ve ever been around.”

Of course, Raiders coach Pete Carroll was a driving force in the trade for Carroll’s former quarterback Geno Smith. But Brady endorsed the move. “He really respected Geno — the way he can process and throw the football,” Spytek says.

During the draft, Brady stayed away but was in constant communication and was on board with the selection of quarterback Cam Miller in the sixth round.

“He liked the way he threw it, his technique, throwing from the ground up and his motion,” Spytek says. “And he thought he had the potential to improve.”

Like Brady, Miller has a history of winning, having won two FCS national championships at North Dakota State and 32 of 35 starts at Solon High in Iowa.

Dating to their days together at Michigan, Brady shaped how Spytek thinks about quarterbacks — how they should comport themselves, which traits are essential and which are superficial.

Their football values, milled in Ann Arbor and reinforced in Tampa, are the same. What matters to both is the team above all, a wholehearted commitment, unrelenting perseverance and unadulterated accountability.

In Tampa and even at Michigan, they helped bring out the other’s best. Even if neither realized it, they have been intertwined for 26 years, all the while building for now.

After Spytek formally accepted the offer to become general manager, he received a text from Brady.

He looked at his phone and saw three letters, an acronym Brady was associated with during the time he and Spytek shared in Tampa.

“LFG,” it read.

Why Raiders GM John Spytek and his wife, Kristen, are fighting for CMV awareness
By Vic Tafur
February 21, 2025

When John Spytek introduced his wife and two young sons at his Las Vegas Raiders introductory news conference last month, the team's new general manager called his wife, Kristen, his "rock."

"You're going to see my wife around a lot," he said. "She is going to be a big pillar in this community."

There are a lot of empty words at these types of proceedings, but those were not. The Spyteks are co-founders of the National CMV Foundation, which they started after their daughter, Evelyn, died in 2014 at just 21 months old. She was born with a cytomegalovirus infection, or congenital CMV, and died following complications from surgery.

CMV leads to more birth defects in the country than any other virus, according to the Centers for Disease Control and Prevention, and yet many are still unaware of its potential damages. That's something the Spyteks hope to attack in the Las Vegas market, just as they did in their previous stops at Tampa Bay and Denver.

"It's more common than people think, and women and families have a right to know about CMV," Kristen Spytek said.

The foundation has grown in size and reach, becoming a national resource for families while raising money for research, diagnosis, screening, treatment and vaccine development. No such thing existed when Kristen was pregnant with her first child, when prenatal scans not only showed that Evelyn wasn't growing as expected but that her bowel appeared unusually bright on an ultrasound.

"We went in for the 19-week scan to find out if we were having a boy or a girl, and I can still remember the ultrasound technician quietly leaving the room and the doctor coming in and saying there were problems," John Spytek said.

Doctors did not mention CMV, or that it could be an infectious disease of any kind. Kristen, who had developed sinus-like symptoms, was left to search the internet as the list of all the problems that Evelyn was facing — the bright bowel, a small head as well as heart concerns — grew as she reached 32 weeks of pregnancy.

"And Google spit out CMV at us,'" John said. "And we read about it and it was just horrible. And we were like, 'That can't be what it is or they would have told us.' But that's what it was."

Evelyn was born at 36 weeks, weighing 3 pounds, 14 ounces, and within 15 minutes a neonatologist told the Spyteks that he thought she had CMV.

"They confirmed it 24 hours later and by that point, there is nothing you can do about it," John said. "Now, the science has advanced where if you could diagnose this in utero, you can actually do a blood transfusion and some other treatments to try and save the child."

John has a tattoo of the sound waves of Evelyn's heartbeat over his heart, and at times he will touch it and hear his daughter's laugh. It's a calming moment in what has been a tough and now rewarding process to educate people about CMV.

"It's preventable, is what we keep talking about," he said.

Evelyn was eventually diagnosed with epilepsy, cerebral palsy, hearing loss and vision loss. She died on Dec. 26, 2014, after the Spyteks had started the foundation because they felt that she and other babies and families were depending on them to learn about CMV and spread the word.

"The goal was to eradicate CMV in totality, and it turned out to be a pretty out-over-our-skis goal with how little CMV was talked about," John said. "So we wanted to raise awareness for expectant moms and families so that they don't have to go through what we did. And so that their children don't have to go through what Evelyn did, more importantly."

Cytomegalovirus is a member of the herpes virus family and, according to the CDC, between 50 and 80 percent of people in the United States have had a CMV infection by the time they are 40 years old. A CMV infection causes cold-like symptoms, such as a sore throat, fever, fatigue and swollen glands, but can also cause severe disease in babies who are infected with CMV before birth.

About one out of every 200 babies is born with congenital CMV and, according to the CDC, about one out of five of those babies will have birth defects or other long-term health problems.

Kristen, who has since given birth to sons Jack, 11, and Tommy, 8, has a marketing background and went to work right away to help create awareness.

"I wanted to set up a place for people like me — parents, caregivers and family members — to go and find information about this that was educational and informative," she said. "Not too scary, but geared towards prevention for families."

Some babies born with CMV don't show signs of it at birth and develop problems later, according to the CDC.

"We have been pushing for things such as research funding at the federal level, congressional bills and newborn screening," Kristen said. "A lot of babies are born without abnormalities or issues and then go on to have conditions such as hearing loss or epilepsy."

Moderna has been working on a vaccine for CMV, and says the testing is currently in Phase 3.

"There is still a ways to go," John said. "You learn that there is no quick fix to this and it's going to take years before people maybe don't get CMV anymore, but we're making progress."

There is also a need for prevention education. Women who work around children, such as preschool teachers and daycare workers who feed children and change diapers, are at increased risk, as are parents who share utensils with their children. One of the foundation's goal is to get CMV placed on the Recommended Uniform Screen Panel (RUSP), a list of disorders recommended to be screened for as part of universal newborn screening programs.

"That would require everyone to be fully aware of it," John said of inclusion on the RUSP list, "and it would require doctors to educate the soon-to-be moms about the dangers of CMV and how you prevent it. It would shine a light on something that is a really big problem that people don't know exists.

"People would be shocked how many kids are born with it every year."

The foundation started with six members — family members and friends of the Spyteks — as an all-volunteer grass-roots group, and now has 11 board of directors members and four employees.

"We've raised a half-million dollars in our best years, but we still have a long way to go," John said.

"We connect families regionally and state-wide, as well as with specialists," Kristen said. "And we create a safe space online and elsewhere for these families to engage and support one another."

And more and more future parents are learning about that space.

John worked for the Tampa Bay Buccaneers for the last nine years, and several members of the organization — including players — wore CMV-logo adorned cleats as part of the NFL's annual "My Cause, My Cleats" initiative, including for last season's game against the Raiders.

"It creates awareness that we can't get anywhere else," John said. "CBS did a 30-second camera shot of it and talked about CMV. And also, the energy that something like that gives to the base of our foundation and the parents that are in it every day … it's astounding. They get so motivated.

"Finally, people are paying attention to us. Finally, the message is getting out."

Raiders GM John Spytek is bringing Tampa Bay's 'no BS' philosophy to Las Vegas
By Vic Tafur and Tashan Reed
February 11, 2025

The Tampa Bay Buccaneers have won the NFC South four years in a row and have made the playoffs in each of the past five seasons, winning a Super Bowl ring in the process. There was a pretty simple rule for their success.

No BS.

So says Bruce Arians, the Buccaneers' former head coach who still works as an adviser for the organization. That's a major reason he expects big things out of new Las Vegas Raiders general manager John Spytek.

"You can't have a personnel department or coaching staff that doesn't work together," Arians said in a recent phone interview. "It just leads to the same bulls— of, 'Well, we don't have any players,' and 'Oh, they can't coach 'em.' They've got to work together so you know what you're looking for to build your team. The coaches and scouts were hand-in-hand … and Spy's been a big part of that."

It's a directive that Spytek has brought with him to Las Vegas after spending the last nine years in Tampa. Spytek is known for his eye for talent, and he worked closely with the Buccaneers coaching staff throughout his rise in the organization.

"He's really, really sharp, especially in evaluation — pretty much at all positions," Arians said.

Spytek was hands-on, which he promises to be with new Raiders coach Pete Carroll. He and minority owner Tom Brady were involved in helping Carroll hire his assistant coaches, including Chip Kelly as the offensive coordinator.

Spytek, 44, was a scout for the Philadelphia Eagles and Denver Broncos for 10 years before joining the Buccaneers in 2016. And, yes, he took his job home with him.

"I tell my wife all the time, the nature of a scout is to always be watching and observing, so I'm always watching and observing," Spytek said during his introductory news conference. "It's such a great quality. People will tell you the truth in this business if you find the right people, and our job as scouts … is to get to the root of who people are and decide whether or not we want to add them to our organization. That's ultimately what we're trying to do."

Spytek grew up outside of Milwaukee in Pewaukee, Wis., and dreamed of playing football at the University of Michigan.

That dream came true and led to his first scouting assignment — himself. After he arrived on campus in Ann Arbor and went through his first practice, he saw an immediate disparity in talent, which included a certain future Hall of Fame quarterback in Brady, then a senior. But all teams need "glue guys who do the dirty work," Spytek said, and the linebacker became a core special teams player at Michigan. Spytek also discovered the one thing he was really good at: watching game film.

A year out of college, Spytek got an internship with the Detroit Lions where he cut up film, filed scouting reports and drove players and coaches to and from the airport. A new dream was born, one Spytek recalled when he was sitting next to Carroll two weeks ago.

“When I dreamt about having one of these jobs, I always wanted it to be with an iconic franchise like the Raiders,” Spytek said. “I’m not sure I ever got far enough in my dreams as a young kid in Pewaukee, Wis., that I could be sitting up here with the Raiders, but here I am.”

Spytek saw firsthand how competitive the Raiders were last season despite their 4-13 record. In Week 14 in Tampa, the Raiders trailed by 4 points in the fourth quarter before the Buccaneers pulled away for a 28-13 win. Now, it’s Spytek’s job — along with Carroll and (from the shadows) Brady — to give the organization some stability and long-overdue success.

“There’s just some teams where it means a little bit more,” Spytek said. “There’s just some teams where the NFL is better when they’re crushing it. … I cannot be more excited to get started and to get started with coach Carroll here.”

When Spytek landed his first full-time NFL gig as a college scouting assistant with the Eagles in 2006, he was surrounded by a loaded front office and coaching staff. GM Tom Heckert led a personnel department that included three future GMs in Jason Licht, Ryan Grigson and Howie Roseman. Head coach Andy Reid’s coaching staff had five future NFL head coaches: Pat Shurmur, David Culley, Steve Spagnuolo, Sean McDermott and John Harbaugh.

The brain trust provided plenty of knowledge for Spytek to soak up.

“I tried to learn so much from every person that I was around,” said Spytek, who spent five seasons with the Eagles, three each with the Cleveland Browns and Broncos and nine with the Bucs. “I don’t pretend to have all the answers. I met so many wonderful people along the way that I worked great with (who) helped me get to where I’m at.”

Spytek’s breakthrough came when he was promoted to national scout with the Broncos in 2014.

Trying to find the right players was a rush.

“I get a natural high from watching guys compete,” Spytek said last year. “It’s hard to describe the joy when you find a player.”

While Denver went on to make the playoffs for the fourth season in a row, the front office felt the team — led by Peyton Manning — was capable of more. That led them to fire coach John Fox and replace him with Gary Kubiak in 2015.

When Kubiak was getting up to speed that offseason, he leaned on Spytek.

“What I remember about Spy is he was one of the people that (was) giving me a grasp on the team, what I had, what they thought our strengths were, what we had to do to continue to move forward and have a chance to win a championship,” Kubiak said in a phone interview. “He helped get me comfortable with the team so that I could get in there and work with my coaches and start to break down our needs and get ready for the draft. He was a big, big asset to me.”

The Broncos won Super Bowl 50 in Kubiak's first season as coach.

"It takes certain people to be leaders of others," Kubiak said. "And Spy, that's what he's got in him. … He's a very upbeat, positive, good person that's very good at motivating others around him. They didn't want to let him down."

Every offseason in Tampa Bay, Spytek would address the media on the third day of the NFL Draft, as Licht, the GM, wanted to give his guy some shine. Spytek would list off each member of the front office who had a role in the draft process. There was a lot of talk about the family atmosphere in Tampa Bay, and Licht and Spytek were close.

"I worked with him 20 years ago with the Eagles," Licht said in a phone interview. "Our wives are the closest of friends, our kids are with each other every other day and we lived four blocks away from each other."

Licht and Spytek would often try to convince the other — with game film — that his opinion on a player was wrong. It became their schtick.

"He was my right-hand man in personnel," Licht said. "He is a very intelligent, confident person who is very collaborative. He is a very curious person who is not afraid to enter the unknown, and when we went through some dark times here, I relied on him to be the positive force."

In 2020, Licht needed a boost when the Buccaneers first started talking about bringing in Brady at quarterback — in what eventually would be a Super Bowl-winning move.

"The initial calls to Tom were from me," Licht said, "but putting the plan together, John kept telling me that we've been building this team for a few years and, 'If you build it, he will come.' So we coined it 'Operation Shoeless Joe Jackson.'"

In the real-life "Field of Dreams," Brady signed with the Bucs and asked Licht to assign him someone with whom he would meet weekly and go over the scouting reports of opposing defensive players. That was Spytek, who would meet with Brady for several hours every week.

"That's where John and Tom really forged their bond," Licht said.

"When they were here, whatever Tommy needed from the pro personnel department, Spy made sure he had it," Arians said. "It could be research on corners or defensive coordinators or whatever it was. They had a great pregame plan ready for him the week before."

Following their Super Bowl win, the Buccaneers brought back all 22 starters, including re-signing free agents Ndamukong Suh, Shaquil Barrett and Leonard Fournette. Tampa Bay became the first team in the salary-cap era to return all 22 starters the season following a Super Bowl victory. In 2021, the Bucs tied a franchise record with nine Pro Bowl selections, including eight either drafted or signed during Spytek's time with Tampa Bay.

"I think he'll be excellent (as a general manager)," Arians said. "The Raiders have a good cap situation. He knows how to rebuild a roster because he was part of it in Tampa. We had four or five great drafts in a row, so he knows how to put it together."

Spytek is proud of the way the Buccaneers roster was built but stresses there is "no perfect way" to do it.

"For us in Tampa recently, it was definitely draft and develop," he said. "I think at the start of the season, 44 of the players that made the initial 53 were drafted or signed by us as undrafted free agents. I think all but two starters were."

And he took some notes from Carroll's early days with the Seahawks.

"I always admired the way that they started in Seattle, at the quarterback position in particular. They just kept taking shots and shots and shots," Spytek said. "They traded, they drafted guys high, they found their way to Russell (Wilson). What an unbelievable move that was. He was a little bit different. He was under 6 feet at a time when most quarterbacks were over 6 feet, so (they were) willing to think outside the box a little bit."

As all GMs do, Spytek will look to build the Raiders up through the draft. Much like he helped do in Tampa, however, he'll also need to make savvy trades and free-agent signings. The roster needs a lot of work, but his track record gives plenty of reason to believe he's capable of turning things around.

"It's the best way to build a solid foundation of a team, and then to reward those players with second contracts because we know exactly what we're doing," he said. "But if the opportunity comes to sign a Tom Brady or a Baker Mayfield or trade for a Jason Pierre-Paul or Rob Gronkowski, just examples from my career, we will absolutely do that when the team is ready and the organization is ready for that."

SPORTS ILLUSTRATED

How the Raiders Landed on Their Franchise QB: 'Call Up Fernando. He's the Guy.'

By Albert Breer
May 5, 2026

It was the week before the draft, and with almost a full year's work of scouting invested, it was time for GM John Spytek and his personnel staff to give Raiders ownership a look. On the screen was what they call the "135 Board," a vertical stack of the draft's best players.

Controlling owner Mark Davis looked at it and smiled.

"I see the quarterback's up there," he said.

"Yep," Spytek responded, "and he's going to stay there."

As big reveals in sports go, this wasn't exactly LeBron James telling Jim Gray he was leaving Cleveland for Miami. And that was for a good reason. No one really needed to tell Davis—or anyone else—that the Heisman Trophy winner and national champion from Indiana, Fernando Mendoza, was going to be the first pick in the draft.

The owner knew it. Spytek knew it. And the football-watching faction of America wasn't in the dark on it, either.

But there was significance to the moment for those in the room in the closure it gave everyone. Over the past seven months, those with Davis and Spytek in front of that big screen flew commercial and private, rented cars in the South and the Midwest, stayed in big cities and small towns and poured endless hours into studying the 2026 draft's quarterbacks.

It started well before it became a fait accompli that Mendoza would go No. 1, and extended past when those outside the building saw the pick as a foregone conclusion.

Of course, Spytek and his top lieutenants had a pretty good idea for a long while that the Hoosiers' star would be holding up a No. 15 jersey in Las Vegas in late April. But this was never going to be a coronation. Every step would be taken. Every box would be checked.

A week later, Spytek sat in that same war room as the commissioner announced the Raiders were on the clock. The 45-year-old second-year GM found himself totally at ease.

"I just remember being in there with a great group of people that worked their tails off all year to find the right guy," Spytek said in the aftermath. "It was very peaceful. We were very thorough. We were confident that we'd done the work the right way to be so calm in such a massive moment for our organization's future. So it wasn't stressful or suspenseful. It was just calm.

"And so we're on the clock, we were like, 'Call up Fernando. He's the guy.'"

The search is on

The official kickoff to the Raiders' search for their next quarterback probably happened on the third weekend of last September, with Spytek and assistant GM Brian Stark traveling to check out the Auburn-Oklahoma game before heading to D.C. for Las Vegas's game against the Commanders. The Sooners' transfer quarterback, John Mateer, was off to a hot start and had entered the quarterbacking equation for 2026.

By then, as part of his normal process, Stark had already broken down Mendoza's film from his two years as Cal's starter and written a report on Mendoza the previous spring, as he did all the other quarterback prospects, not knowing what was to come.

"I thought he had a chance to be a really good prospect," said Stark, recalling his pre-IU assessment of the first pick. "I really did. But I did feel like he was still growing and maturing. I thought he could get stronger. And I thought more offensive exposure would be good. I was kind of waiting to see where the next part of his game was; it was a little bit more of a spread system [at Cal], a little bit more horizontal spread stuff."

At that point, Mendoza was on a longer list of prospects the Raiders wanted to get eyes on over the course of the 2025 season in live settings, as they did Mateer in Oklahoma's 24–17 win over Auburn on Sept. 20. (The QB bulled over a Tigers defender to score the game-winning touchdown that afternoon, for what it's worth.)

Scouts wanting to see coveted prospects in person is relatively standard, and the Raiders' brass's view of the top-end guys in that sort of environment wasn't limited to the quarterbacks. Along those lines, Spytek and Stark were also on hand for BYU-Utah on Oct. 18 to get a live look at Utes first-round tackles Spencer Fano and Caleb Lomu, the same weekend the Raiders played the Chiefs at Arrowhead Stadium, not knowing at that point where their pick would be in the draft order.

Naturally, most scouts see it as even more important to see a quarterback with their own eyes for a wide variety of reasons.

"I get there early," Stark said. "I want to watch everything because I think you can tell a lot about their demeanor and their mindset by watching everything from warmups all the way through, how they start to interact with their teammates pregame. And then, they have their team warmups. And then as the game goes on, you can just see them on the sideline.

"When you're watching on film or you're watching on TV, you don't get to see how they're reacting to different things, you don't get to see how they react and respond to adversity."

That became a factor in Stark's first live exposure to Mendoza the weekend before the trip to Utah. It was Oct. 11 in Eugene, Ore., and he and Raiders senior personnel exec Anthony Patch were there to look at both quarterbacks—with Ducks star Dante Moore on the radar, too. In the fourth quarter that afternoon, with the Hoosiers leading 20–13, Oregon freshman cornerback Brandon Finney Jr. undercut an Indiana receiver's route, picked off Mendoza, and returned the interception for a touchdown.

That tied the game. Autzen Stadium was rocking. Stark trained his binoculars on the IU sideline.

"I could see [Mendoza] come off the field and he took a second, then you could see him go search out his coach and talk through it—he wanted feedback," Stark said. "You could see he was talking about what he saw. I mean, I didn't hear the conversation, obviously, but I could see them interacting."

Stark scribbled some notes down.

Mendoza calmly returned to the field for the next possession and drove the Hoosiers 75 yards in 12 plays, capping the march by perfectly placing a back-shoulder throw from the far hash on Elijah Sarratt for the go-ahead touchdown.

'He's a big dude'

By Thanksgiving week, the draft's quarterback landscape was gaining clarity just as a struggling Raiders team was falling squarely in the mix to pick first.

So Spytek, Stark and assistant director of college scouting Johnathon Stigall took the days ahead of that weekend's game in Los Angeles (against the Chargers) to look more closely at guys they figured would be in their mix at the top of the draft. On Black Friday, they saw Mendoza play in his regular-season finale against Purdue, before heading to Fort Worth to see Cincinnati's Brendan Sorsby and TCU's Josh Hoover face off on Saturday.

It'd be Spytek's first shot to see Mendoza in person.

"Just being on the field with them pregame, you get to feel and see their size," Spytek said. "That was the first time I stood next to Fernando. You're like, He's a big dude. Then, to see the ball come out of his hand, see the velocity. But one thing that was cool about Fernando was when he came out to warm up, he had a very specific routine. He wasn't out there to screw around; headphones on and playing long toss. I mean, he was working.

"And all the other quarterbacks with him—his brother and the other guys—were working, too. It was much more like I watched Tom [Brady] and Peyton [Manning] warm up for years. They weren't out there playing pat-and-go, playing grab-ass. They're out there for a reason."

The other thing that was quickly obvious to Spytek and Stark that day: It was cold. Cold enough that, in the press box, after the game started, an announcement was made that it was the coldest game in Purdue history. With that adversity came an opportunity to see a quarterback, who grew up in Florida and played his first three college seasons in California, in an uncomfortable environment.

The first quarter might've been Mendoza's worst quarter of the season. Indiana had two three-and-outs on three drives. And while the other possession resulted in a touchdown, it was set up by a wayward Purdue punt that gave the Hoosiers a short field.

"It's funny. We asked him about it later—I said, 'Tell me about the Purdue game.' And he was like, 'Oh, I wore way too many clothes. I just wasn't comfortable,'" Spytek said. "But he had never played in a real cold game before, so he kind of learned something from that. He started slow. He missed some easy throws, but just kept working like he does."

On the first possession of the second quarter, Mendoza drove the team 65 yards in 11 plays, covering seven yards on a touchdown run to finish it, which made Spytek say, “Oh, he’s athletic; when he gets running, he’s hard to catch.”

The Hoosiers won, 56–3.

The next week, the Raiders’ brass watched on TV as Mendoza delivered another big moment: a 33-yard go ball to Charlie Becker that was the dagger in finishing off a 13–10 win over top-ranked Ohio State in the Big Ten championship. It had become obvious the Raiders had to ramp up their work on Mendoza.

By the end, they had 11 live game exposures. Spytek and Stark were at the Ducks-Hoosiers rematch in the national semifinal at the Peach Bowl and the CFP title game against Miami, giving the GM three exposures and Stark four to Mendoza. Stigall, Patch, SVP of football operations Mark Thewes, and director of college scouting Brandon Yeargan had all seen him play in person once. And Midlands area scout Matt Hand had also been to three IU practices.

There was plenty of agreement on what they’d all seen.

‘This might be the guy’

The last of those exposures came at Hard Rock Stadium in Miami as the Hoosiers achieved what once seemed impossible, winning the school’s first national championship in football.

Raiders limited partner Tom Brady made the drive over from his Miami residence for that one, joining Davis, Spytek, Stark and Thewes. After Brady—who played with Spytek for a year at Michigan and worked with him in Tampa from 2020 to ’22—got the same look scouts had at Mendoza from field level for warmups, the crew retreated to a suite for the game.

With each play Mendoza made, Stark recalls turning to Brady, who was behind him and to the left, and trading a look that simply said, “Yeah, this might be the guy.” Spytek remembers locking eyes with the seven-time Super Bowl champion after Mendoza’s iconic fourth-down touchdown run to seal the win.

“It’s almost something that’s not said,” Spytek said. “It’s just like, ‘Yeah, that’s what it looks like.”

Five days earlier, Moore had announced he was returning to Oregon, eschewing the chance to jockey with Mendoza for draft position, further clarifying the picture. “It was becoming more obvious that this is the guy,” Spytek said. “But we still had a lot of work to do.”

The coaching search came next, then a scramble to get to the NFL combine.

By then, Stark and his scouts had seen all the tape, and Spytek was just about there on the Indiana film, with the Penn State game sticking out.

“When you watch the all-22 film, it’s so loud, the camera’s bouncing. And he gets zeroed [blitzed] three times in a row and knows they don’t have an answer for it because they gotta get guys out [into the route], and he takes those shots and delivers a perfect ball to win it. And it was a great play by [Omar] Cooper, too.”

Yet, they hadn't gotten the chance to actually sit down and talk to Mendoza.

They'd get 18 minutes with him in Indianapolis.

In the first few minutes, Spytek and new coach Klint Kubiak wanted to get to know him a bit, confirm he was who their scouting work said he was and put him at ease. Then Kubiak and offensive coordinator Andrew Janocko got on the whiteboard and installed a play.

"It was very detailed, with the formation and splits of the receivers, all the different alignment details and all the different route details," Stark said. "There are five different routes on the play, and they're all at different depths. And then all the way through the protection. And then the quarterback's progression versus different coverages."

"If it's a single-high safety, you start here," Janocko told Mendoza. "If it's a two-safety shell, it starts here. If it's a pressure look, this is your answer."

Then the coaches wiped the board clean and turned to a selection of plays they had picked from different games. Mendoza quickly identified each of them solely based on the offensive formation, the opponent and the defensive structure. "This guy," Spytek said, "you didn't even have to push play, and he knew it."

After that, they asked him to return to the whiteboard to draw up and explain the play that the coaches had given him 10 minutes earlier.

"Fernando got right back up there and reinstalled the play to us," said Stark, "like he's been taught that play 15 times. It was very impressive." Spytek added, "Outstanding is probably an understatement for how smart he is and his level of recall and detail."

With that, they moved to the next step—getting to know Mendoza the person a little better.

'That's how you're supposed to act'

The background work had come back clean. The Raiders had scouts with connections to Christopher Columbus High School in Miami, Mendoza's alma mater, that they mined for information. Through the work of a variety of folks, Vegas tried to get to everyone at Cal who interacted with him. Same with Indiana. They asked the standard questions of his ex-teammates at the combine: If you could bring one teammate with you to the NFL, who would it be? Who's the best player you ever played with? Who was the best leader you've played with?

Mendoza's name came back—a lot.

But there's a difference between hearing it and knowing it, and the Raiders knew they'd take significant steps in going from the former to the latter at Mendoza's April 1 pro day.

The Raiders sent the cavalry. Stark, Yeargan, Janocko, VP of player personnel Brandon Hunt and offensive assistant Tim Zetts boarded a private jet in Las Vegas on March 31 that flew to Phoenix to pick up Spytek and Kubiak from the NFL owners' meetings, then to Bloomington for the pro day. The group had a quick dinner after landing and prepared for a busy Wednesday on Indiana's campus.

That Wednesday started with Mendoza's workout. There, the Raiders' officials saw his size, movement and athleticism one more time. But there was something else that stuck out—there wasn't a quarterbacks coach running the workout. Mendoza did that himself.

"Before every throw, he would stand up and say, O.K., Omar Cooper, slant route on the left," Stark said. "He was announcing whatever the play was, just so that there was no confusion on who was up, what route they were running. He ran the whole thing. It was very, very impressive. Really was. He took command."

The confidence in a pressurized environment reappeared. So did his presence.

More than just that, Mendoza remembered everyone.

"After the first time we met at the combine, I saw him at the pro day, and I mean, I hadn't seen him in a month or so," Stark said, "He's like, Oh, hello, Mr. Stark, good to see you again."

After the workout wrapped, the Raiders and Mendoza retreated to a classroom the Indiana staff had set aside for them. Kubiak and Janocko installed more plays. Mendoza showed, while teaching the plays back to the room, that what they saw in Indy was no fluke.

Spytek kept his eyes on Mendoza the whole time as the coaches were giving instructions, and he saw a quarterback in his element, all in and completely engaged in the conversation.

Then, to wrap it up, Stark recalled, "Coach Kubiak just kind of started quizzing him on a bunch of things that they had talked about, trying to make it difficult. And it was difficult, and Fernando just buzzed right through it, didn't bat an eye."

The meeting lasted nearly two hours, and thereafter, the group went to dinner. The Raiders asked Mendoza to arrange it, asking him to pick his favorite place in Bloomington. He chose the Uptown Cafe. Over a steak, Mendoza started asking the Raiders' coaches and personnel guys about their backgrounds and families, growing more at ease as the early-evening meal wore on.

As they left, Spytek said to Thewes, "Man, I wish I could've acted like that in front of a GM and a head coach, an offensive coordinator [and] an assistant GM when I was 22."

"Knowing the gravity of what that dinner could be—if you have a crappy dinner, you might be like, Oh, I don't know about this, this isn't as clear as it used to be," Spytek said. "But, instead, you walk out, and you're like, 'That's what it is supposed to look like. That's how you're supposed to act. That's how you're supposed to have a conversation.'"

'The kid is killing it'

Looking back now, as the 30 visit approached, Spytek can concede he already knew that Mendoza would be the first pick.

"When we walked out of that restaurant, the aggregate of the way he threw the ball and how big he was and the way he moved around and how he showed up for his teammates and how he led the pro day,

and then the classroom after that for an hour and a half or two hours or whatever it was, and his intelligence and his focus in there," Spytek said, "And then you go to dinner and you see a different side of him, which is a little more laid-back but super relatable and engaging.

"We were still gonna go through the final parts of our process, but he was gonna probably have to screw it up pretty good at that point. I mean, like, at that point, what's he gonna do?"

Of course, Spytek was projecting a bit on how he figured Mendoza would relate to people from the very top to the very bottom of the Raiders, which would be important during his visit to Vegas.

Mendoza arrived in town late on April 6, with a full day planned for April 7.

Player personnel assistant Patrick Parrilli, a former college quarterback himself, picked up Mendoza at the hotel and led him around, following the itinerary, through the course of a tightly packed day. He spent time with the team's health and wellness group, the trainers, the strength coaches, player-engagement staff and the guys in the equipment room. He also sat down with members of the ownership group, and had significant time with Brady, where it was just the two of them and Spytek in the room.

And for dinner, they went to The Summit Club, a Discovery Land property built by one of those owners (and Discovery Land founder and chairman), Michael Meldman. The group decamped to a private room with a crew that included Davis, Spytek, Stark, Janocko, Sullivan, Thewes and Meldman himself.

As the staff brought out different courses as part of the prix-fixe meal at Geno's, TSC's upscale, on-property restaurant, Davis gravitated toward Mendoza, who engaged his future boss about how the owner got the team from Oakland to Vegas. They talked about Raiders history, too, with Mendoza showing fluency in a language Davis considers his own.

Spytek recalls observing it and thinking, "The kid is killing it."

And it wasn't just how Mendoza was doing in that moment. It was, over the day, how the entire building was seeing a guy who was a few weeks away from becoming the No. 1 pick.

He showed an interest in everyone's jobs. He proved to be process-oriented, wanting to know how every department fit into the next. He engaged, asked questions and started building bonds.

"I think as a whole, the building was very impressed," Stark said. "I mean, there wasn't anyone who said anything, but, Wow, this guy's fantastic. I'd love to work with him. That was kind of the unanimous reply."

Spytek, in the middle of all of it, circled back with Parrilli to see how Mendoza's personal caddie for the day was doing.

"It's unbelievable," Parrilli said. "I'm having the best day ever."

"Treating everybody the right way, interacting, off his phone, he was just present all day," Spytek said. "And I think the thing that you like about Fernando is that he understands what the assignment is. Which is to impress, but he's just being himself. So it's not hard for him."

'This guy's a machine'

Back in February, during pre-combine meetings, the Raiders' scouts went through what they regard as an important piece of the process—where the area scout will read his report on a prospect, then national scouts Lenny McGill and Andy Dengler will follow with theirs, and have that followed by any others who'd had exposure to the prospect. They try to treat everyone on their board the same. It's basically a baseline for where the team is on a player.

The remarkable thing, with Mendoza, is that from that point forward, just about every box was checked. From the combine to an initial hour-long, get-to-know-you Zoom with Janocko; to the pro day; to a second, more football-centric Zoom; to the 30 visit, everything was mind-numbingly consistent. Just as people who knew him told the Raiders it would be.

"The thing that comes back from all these people that work with him is like, 'Man, this guy's a machine,'" Spytek said. "When it's time to work on ball, time to study ball, time to get on the field and throw, he's a machine."

The results at Indiana spoke for themselves.

But after seeing it for themselves, the Raiders could speak to it, as well.

So in the final meeting where Mendoza was discussed as a prospect, there was a matter-of-factness to the conversation that indicated what seemed like a slam dunk to the general public as far back as January had become an actual slam dunk for the team making the pick.

"It was just, 'Hey, any new information? Any concerns come up, anything like that?' And I'm like, 'No, no, nothing's come up,'" Stark said. "We do that periodically; we're going through the board, and there are just a few of us in there—Is there any new information on Fernando? No, it's still great. And it was like, O.K., we're good."

That's why, just like Spytek, Stark sat at ease in the war room in the late afternoon hours of April 23—alongside Davis, Meldman, limited partner/likely Davis successor Egon Durban and team president Sandra Douglass Morgan. And it wasn't just that he'd known what the team was going to do for some time.

More than that, it was based on who they were set to bring in.

"It was exciting for a lot of reasons—a lot of change, a long season, long offseason, coaching search, all the work we'd done on Fernando and the whole draft class," Stark said. "I was excited. Never really want to be in this position again, holding the first overall pick, but very comfortable, very confident [that] it's a great opportunity for us. If we have to be in this position, we all felt really good about there being a player like Fernando to be able to take No. 1."

And, sure, that was the assumed conclusion from the start.

But to get to it, it took a lot of time, a lot of people and a lot of steps.
Which, in turn, is why the Raiders, all these months later, feel so good about it.

OFF. COORDINATOR ANDREW JANOCKO

LAS VEGAS REVIEW-JOURNAL

'Listen to your feet': Andrew Janocko brings own ideas as new Raiders OC
By Ed Graney
May 29, 2026

They have worked together for a long time now. At stops in Minnesota and New Orleans and Seattle.

They can and do talk about everything.

About responsibilities. About X's and O's. About how the quarterbacks are breaking a huddle.

About what the kids are studying in school.

Andrew Janocko wanted to be here. Wanted to follow Klint Kubiak from the Super Bowl winning Seahawks.

Wanted to be a first-time NFL offensive coordinator for the Las Vegas Raiders under their new head coach.

Wanted to be part of building something. Of creating a culture.

A new role

"Bringing the shield back and then getting to work with unbelievable people," Janocko said. "That's something in this business that really goes underrated is when you can work with good people. It makes the job, the stresses of the job, the good parts even better and the bad parts, you want to fight through those things with the people that you're around."

He is merging into a new role and there is no doubt Kubiak's presence will aid in the transition.

Hey. You have to adapt.

He has seen, the 38-year-old Janocko said, Kubiak grow and develop, been there step-by-step for the process. Janocko will use such experience, along with all the knowledge he has gleaned from other coordinators during his career, to chart his own path with the Raiders as he asks more and more questions and gets more and more feedback.

Kubiak and general manager John Spytek — at least with how the Raiders are now built — have said an ideal situation for any quarterback battle would be for a veteran to start a season and have a rookie learn from him.

Sometimes it works out that way. Sometimes it doesn't.

But there is heightened interest, for good reason, in Fernando Mendoza. The No. 1 overall draft pick is on most everyone's minds who follow the Raiders.

There is also much to learn about playing the position at this level. Much for Mendoza to dissect when taking OTA reps behind veteran Kirk Cousins and fourth-year quarterback Aidan O'Connell.

""I think (Mendoza) is a guy that wants to come in and grind every day, work," Janocko said. "All three of those guys come in every single day and they want to work, they want to learn, they want to be the best in the world.

"He's got two guys in the room with him that just set an unbelievable example with the way they work, the way they prepare, so he's able to see that and grow within himself. I think for us, we're trying to create an environment of competition, trying to create an environment of growth for all three of those guys, no matter where you are in your career."

He has seen Mendoza already take several steps forward, whether it be working under center or going through a progression or creating a mental process in the classroom.

Being able to take what is taught in the classroom into individual drills on the field and then to team drills. It's where a quarterback's growth process really begins.

It's also about constant learning for Janocko, about figuring out ways to make the offense for which Kubiak will call plays better.

Look at the quarterbacks Janocko has worked with – Cousins in Minnesota, Derek Carr in New Orleans, Sam Darnold in Seattle. He knows what intangibles are needed to get the most out of the position.

"You feel like you come into that meeting room each and every single day and you have a place to grow and learn and become a better player, a better competitor, a better teammate," Janocko said.

He wore a T-shirt on Thursday with the slogan "Listen to your feet." He said it goes back a long way.

That it encapsulates everything about the offense, how players are built, how their brains are constructed and then everything from the ground up.

"So if you're listening to your feet, whether you're a quarterback and you're progressing on time within your footwork, or you're an offensive lineman and you're gaining ground on your first step, or you're a receiver, and how are my feet helping to contribute to my route depth," he said. "All those things, are we gaining ground on our first step in the wide zone? So everything, our building blocks start there."

Feet he really likes: Those of tight end Brock Bowers and running back Ashton Jeanty.

Janocko just wants to find different ways of getting them the ball. Bowers, he said, is a proven talent and that Jeanty has already done some great things early in his career.

"Just finding ways to maximize how and when they touch the ball, finding ways to get them open, and then maximizing any time they have the ball in their hands," Janocko said.

The greatest

There was a visitor at Raiders practice Thursday. Minority owner Tom Brady made an appearance. He can be and is a great resource for a new coordinator like Janocko. Someone the latter can lean on when needed.

“He has been very open, somebody that we can pick up the phone and call, or you see him around the building,” Janocko said. “He’s the greatest of all time, so getting to be around him every day and any knowledge that you can pick up from him, just a great resource to have, and something that it’s very appealing sitting in my chair.”

It’s one he wanted. He wanted to be here. Wanted to follow Kubiak to Las Vegas.

Wanted this opportunity.

He has it now, listening to his feet along the way.

RAIDERS.COM

Gutierrez: A first-time OC, Andrew Janocko comes to the Raiders with history in mind
By Paul Gutierrez
May 18, 2026

Andrew Janocko is a Pittsburgh guy, through and through, a guy who's more than cognizant of history.

Having grown up a two-hour drive from where Three Rivers Stadium once stood, next to where Acrisure Stadium now lords over the confluence of the Allegheny, Monongahela and Ohio rivers, is one thing. Playing his college ball at Pitt, and being part of the Panther quarterback pantheon with the likes of Dan Marino, Matt Cavanaugh and Kenny Pickett, well, that's another. And, oh yeah, Janocko's social media is filled with images of the Pirates.

The Raiders' new offensive coordinator is also now all in with the Silver and Black. And not just because he has to be. He wants to be.

Yes, two seeming diametrically opposed things can be true at the same time. Welcome to the modern NFL, where ancient rivalries can be put on hold.

"You just respect the history of football, and part of that is the history of the league," Janocko told me on the most recent episode of Upon Further Review. "And one of the storied franchises in the league is the Silver and Black, is the Raiders, is that shield. And so, that's something that growing up, and being just a football fan in general, is something that you respect. You respect certain logos, you respect certain organizations, and that's one.

"Growing up in the '90s and the 2000s, the Rich Gannon years, a lot of wins there, a lot of storied wins. This is a team that went to the Super Bowl [so that] just kind of puts a real respect on this organization."

Talking about respect and Super Bowls, Janocko just won a ring himself.

The 38-year-old Janocko was the Seahawks quarterbacks coach and has worked alongside and with new Raiders coach Klint Kubiak on three of his last four NFL stops.

That would be in Minnesota (2019-21), New Orleans (2024) and Seattle (2025).

So it only made sense for Janocko to join the 39-year-old Kubiak in Las Vegas.

Janocko's reasoning was "twofold," he told me.

"One, it was the opportunity to continue my journey with coach," he said. "Our families have grown up together. Our kids have gone to school together. So when that opportunity presented itself, that was something that we thought was really special, really unique. In this business to … have a new opportunity with somebody that you've grown with in this profession, that you've been to lows and highs with throughout the profession …

"And then to do it at a place like this that has such a storied history, that's one of the revered franchises in the National Football League … the chance to get to come here, put this shield on, put the Silver and Black on and represent that Commitment to Excellence and that 'Just Win Baby' mentality is something that, as a family, we could not pass up."

Janocko, as you can tell, is big on history, and not just the NFL Films kind. He was a history major at Pitt and met his wife Natalie in a Greek history class (he's also a big pro wrestling buff who counts the nWo as one of his favorite cliques).

And given his, ahem, coaching history (he was the Vikings' assistant offensive line coach under Rick Dennison, yes the Raiders' new O-line coach, in 2019) and with who the Raiders signed (Kirk Cousins) and drafted (Fernando Mendoza) at the most important position in team sports this spring, well, allow Kubiak to explain why he wanted Janocko.

"You just look at his resume and the guys that he's worked with," Kubiak said, referencing Cousins in Minnesota, Derek Carr in New Orleans and Sam Darnold in Seattle. "Everywhere he's gone, guys have produced.

"Andrew is just a really, really phenomenal teacher. He knows how to keep it simple for the guys and he works his tail off to make sure he's prepared to go lead those meetings every day. I couldn't ask for a better quarterback coach, offensive coordinator, than Andrew. He's going to do a great job."

Which brings up the obvious question - if the scheme is Kubiak's and Kubiak is expected to be the play-caller on gameday, even as Kubiak said he's never called a game "alone," how does Janocko fit in as his OC?

"There's some parts that we're still figuring out, that we're feeling out, that we are building together," said Janocko, in the OC role for the first time in a coaching career that began in 2011. "But it all comes down to, how can we support Klint in his role as the play-caller? How can we build around our players? And then, what is each individual person's role in fulfilling that?

"That's something that … none of us take lightly - that we all are involved, we all want to pull our weight and that we build something that we put the players in the best situation to be successful. We put Klint in the best situation to be the play-caller, help him, give him any ideas that he would need to be successful. Try to problem-solve for him. That way he can rip the play calls and the guys can go execute."

No matter who is under center, or in shotgun.

Because as we've already established, Janocko is big on history and, thus, relationships (there's already a "baseline of trust" with Cousins, he said) but is looking forward to creating some new history in Las Vegas (Mendoza is a "tremendous worker," he said).

"He's somebody that wants to know the whys of everything, the story behind everything," Janocko said of Mendoza. "What we're calling, but why are we calling it?

"He's really just a sponge that wants to know everything. So it's a lot of fun working with a quarterback like that because he's coming in as a blank slate in this offense - never been in this offense before - and just asking a ton of questions."

As Janocko said, the No. 1 draft pick's curiosity is keeping the coach on his toes.

"He's asking questions that you might not have thought about in a couple of years," Janocko said, referencing his working primarily with vets in the recent past.

"It also makes you evaluate everything. 'I know we've had some success doing it one way, but we could do it another way and be even better.'"

Janocko is also digging having tight end Brock Bowers and running back Ashton Jeanty at the ready.

"Two huge competitors," Janocko said. "Two guys that are pedal-to-the-floor all the time. If we get an hour on the field, that's an hour of full-speed work. We get 30 minutes on the field, that's … 30 minutes of all they've got.

"So those are two guys that don't know another gear; they only know how to go and how to work hard, and that kind of sets the pace for what we want to be and where we want to go."

Like going from a through and through Pittsburgh guy to a full-blown Raider guy. It's kind of historic, when you think about it.

QBS COACH MIKE SULLIVAN

THE ATHLETIC

Mike Sullivan is helping build Raiders' next franchise QB — just like 12 years ago

By Sam Warren
Aug. 17, 2026

Shortly after Fernando Mendoza finished his first handful of NFL practices, he sat down with Mike Sullivan to discuss everything that transpired within them. Literally everything.

Before breaking for the summer, the Raiders' new quarterbacks coach and the rookie watched film of every single throw Mendoza made during the Raiders' OTAs practices. Sullivan had the No. 1 draft pick audit every detail of each pass — from his progression and timing to his footwork and accuracy — and evaluate what he did well and where he fell short. Mendoza handwrote his critique, which helped him digest his common mistakes and provided a physical reference for things to work on.

"Didn't have the neatest handwriting," Sullivan joked. "I said, 'maybe you could type this next time.'"

Mendoza reflected on the "voluminous" exercise, as Sullivan put it, throughout the summer and said it has helped him "kill urges" and "make the right play" during training camp. Sullivan and the Raiders' coaching staff have lauded the rookie for not repeating mistakes.

"He's someone that I think a lot of his confidence comes from the preparation and the type of time and effort that he puts in," Sullivan said. "To really continue to press, to continue to work, to improve, to never be satisfied is a benefit to a quarterback because then they get in situations it doesn't seem as hard and it doesn't seem as challenging."

Sullivan, along with head coach Klint Kubiak and offensive coordinator Andrew Janocko, is in charge of building up the Raiders' quarterback of the future. It's the same role Sullivan was in 12 years ago, before he ever knew it.

Sullivan was out of a job in the spring of 2014. He'd been the Tampa Bay Buccaneers' offensive coordinator the previous two seasons, but was out of work after Greg Schiano and his entire staff were purged.

David Carr approached Sullivan with an opportunity. Carr was a backup quarterback and Sullivan the QBs coach for the New York Giants' Super Bowl-winning 2011 team. Now, Carr's younger brother Derek was preparing to enter the NFL, and David felt that Sullivan was the right coach to prepare him for the 2014 NFL Draft.

"I had some time on my hands," Sullivan said. "And I thought, 'What a great way to get back into the game and work with a fine young quarterback.'"

Derek and Sullivan trained for the NFL Combine and Fresno State's Pro Day in the Carr's hometown of Bakersfield, Calif. Sullivan's meticulous approach was the same he used with NFL quarterbacks, and he ensured Carr he would always be "the most prepared guy in the room."

"His impact on me in just those few months was so great that I'm still using those things today," Carr said. "I always joke that (former Raiders head coach Jon) Gruden has seen every clip of film ever in football history. I think Sully is another one of those guys for sure."

Watching film with Sullivan can feel like wringing water from a stone. Carr said that no matter how much of the same tape he watched with the coach, Sullivan always found a way to squeeze out a new teaching point. Carr added that Sullivan's superpower is taking that information and relaying it in a concise format, ensuring his quarterbacks can use what they're learning without being overwhelmed.

Carr believes that Sullivan's emphasis on preparation stems from his Army background. Sullivan graduated from West Point while playing defensive back for the football team. He then attended Army Airborne, Ranger and Assault Schools and served in the 25th Infantry Division before starting his coaching career. Sullivan said he views coaching quarterbacks militaristically, trying to make practice rigorous and thorough so his players feel calm in the chaos of games.

"We try to do everything that we can to enable a quarterback, when he's called on to perform… he's not thinking too much. He's kind of on autopilot," Sullivan said. "He's created muscle memory in his footwork, his upper body, his vision. He's developed that kind of chemistry with his receivers and can anticipate the play call and knows the situation."

Sullivan and Mendoza's post-OTAs debriefings are an example of that. Mendoza feels like his diligence formed that necessary muscle memory to quiet his brain, creating more comfort — and success — on the field.

Carr said his training with Sullivan was similarly intensive, even in the shortened timeframe. The coach taught him fine details about studying film, reading defenses and mechanics. Despite similar focal points carried throughout their sessions, Carr said his training with Sullivan never got stale, which allowed for advanced growth in just a few months.

"There has to be a positive approach (to coaching), and you want to have enthusiasm and be creative," Sullivan said. "Sometimes, you have to change things up a little bit to get it to sink in."

Sullivan has a deep inventory of drills that teach his same tenets, even if, occasionally, a drill itself can feel completely unnatural. He's also not afraid to experiment in the meeting room; he says he'll go off-topic to relate one of his life experiences back to the lesson at hand, and he won't hesitate to "bust chops" when needed to keep things light. His lessons stuck with Carr beyond their time together, and after the Raiders selected Carr in the second round of the 2014 NFL Draft.

"He was showing me things and teaching me things that I was seeing in games he wasn't even my coach for," Carr said. "He was giving me tools that I used throughout my career … little tips he came up on and drills he came up with. I'm still teaching them to kids nowadays."

While Carr remained close with Sullivan throughout his 10 NFL seasons, the two never shared a team. Still, Carr credits Sullivan for setting him up for success in silver and black. Carr holds the Raiders' franchise records for passing yards (35,222), passing touchdowns (217), pass completions (3,201) and pass attempts (4,958), while also leading the team to its last two playoff appearances in 2016 and 2021.

Sullivan might also be able to credit Carr some for his job with the Raiders. Carr was coached by Kubiak and Janocko in 2024 while a member of the New Orleans Saints and formed a relationship with the tandem. When they realized they wanted to add a quarterbacks coach to their staff in Las Vegas, Carr said the Raiders reached out to consult with him about options. Sullivan was a known commodity to both coaches, as he worked with Kubiak in Denver and Janocko in Tampa Bay. But Carr made sure to endorse Sullivan when he was brought up as a candidate.

“I remember they asked me about Sully and I must have went on for about 10 minutes,” Carr said. “I think at that point they were like, ‘Alright man, we get it.’ I always say good things about everybody, but I just had more to say about Sully and I couldn’t stop talking.”

Whether Carr’s cosign was a factor in Sullivan’s hiring or not, the coach is now a key part of the braintrust leading the Raiders’ offense. Kubiak said Sullivan’s coaching and life experience have taught the team’s quarterbacks a lot thus far, and Carr believes pairing Sullivan’s veteran nature with Kubiak and Janocko is a perfect connection.

“From a football aspect, I mean these guys are hard workers,” Carr said. “They’re grinding tape. They’re doing all the things you would want as a player. They’re trying to find that one thing that may cost us a game and so they can show you and then you’re ready for it in a game. We’re all human, we all may miss something, but if three of them are doing it, they’re probably not gonna miss a lot.”

Carr also believes that Sullivan is a strong fit to shape Mendoza based on his own experiences of receiving Sullivan’s coaching as a young player. Carr said as long as Mendoza’s willing to be a “sponge,” Sullivan will ensure Mendoza absorbs all he can. And with the Raiders appearing to take a slow approach with Mendoza’s development, Sullivan will ensure the rookie is fully prepared before he’s deployed.

Sullivan said that not all young quarterbacks can be coached the same. Differing personalities and learning processes can cause him to convey his message differently to different players. But Sullivan’s characterization of Mendoza and Carr is quite similar.

Sullivan on Carr: “He was into every little detail, how much he really wanted to improve. There was nothing that was too small. He didn’t take anything for granted.”

And on Mendoza: “He just wants to get better. He’s gonna do anything and everything, whether it’s in the meeting room or on his own, going through his own walk-throughs that he does… He’s so committed to the process and not concerned whatsoever with anything else.”

Sullivan did not want to compare the two players; he complimented both of their arm strengths and mobility without relating them to each other. Yet he did confirm that their drive is of the same ilk.

“I think the competitive spirit and the desire to improve, grow and get better is something that they both share,” Sullivan said.

How much Mendoza grows will have a determining effect on how much the Raiders can get better. Sullivan will play a key role in his improvement, hoping to foster the same success in his new pupil that only his old one led the franchise to in the last quarter century.

DEF. COORDINATOR ROB LEONARD

THE ATHLETIC

'A little crazy' for the Raiders defense: A look at Rob Leonard's scheme and history
By Sam Warren
June 8, 2026

Rob Leonard has more responsibilities now than he's ever had in his 13 seasons as an NFL assistant coach.

The Las Vegas Raiders' defensive coordinator is getting a chance to build and implement his system for the first time; he'll make his play-calling debut in the fall. However, while Leonard's duties have multiplied as a first-time coordinator, he's finding parts of his new job are less active than those of old.

"Feeling like not having anywhere to go during individual has been different," Leonard said in his first comments since his February hiring. "I feel like I should be bouncing around, but that's just my personality … I'm a higher energy guy out there, as you can tell."

Leonard's vigor for coaching has been palpable during offseason team activities. While the longtime position coach no longer has a specific drill to run during individual periods, he can't help but get involved.

Leonard will stand on sleds for his defensive linemen and pass rushers, hold bags for his linebackers to hit and run routes for his defensive backs to cover. He'll even serve as the ball carrier in unit-wide pursuit drills, running downfield as his players feign tackles upon him.

His actions exemplify the effort he wants his defense to play with. Leonard said he wants his group to be aggressive to a fault. He feels like he's viewed as "a little crazy" for his philosophy, but he believes an attacking mindset is crucial for defensive success.

"I would like them to play fast, even at the cost of a mental error," Leonard said. "I don't like to see hesitation on the field, so even if you're unsure, make a decision and go and let us coach. Let us do our job, but I don't want any slow blinkers out there."

The approach is one that Leonard has employed since he walked on at NC State as a linebacker. And it's one the Raiders need to adopt following a season during which they were among the league's worst in getting after the quarterback and creating turnovers. After Klint Kubiak promoted Leonard from defensive line coach this offseason, Leonard has vowed his group will embody his methods.

"Style of play, man," Leonard said of what will stick out about his defense. "I'm going to coach the defense like I coach the D-line. I still do the same things I do. Not going one-for-one, attacking the ball, effort in pursuit. We start there, but that's always got to stick out, and a product on the field that you know what it looks like."

While it's clear Leonard will emphasize playing with reckless abandon, there's still a lot to be learned about how he'll run his unit. Here's more on what organized team activities have taught us about Leonard and his scheme.

Leonard's influences

There's no telling what a Leonard defense will look like schematically until the games begin. The coach is a fan of that ambiguity.

"It is great, because it's trying to keep an advantage," Leonard said.

But there is some public knowledge about the scheme. The group will be operating out of a 3-4 base, a departure from what the Raiders ran last season under head coach Pete Carroll and defensive coordinator Patrick Graham. Leonard's system will put a lot of responsibility on the inside linebackers, as their two outside counterparts will often align at the line of scrimmage with the three down linemen.

The linebacker group was a weakness for the Raiders last season, but they're confident about their new pairing, free-agent arrivals Quay Walker and Nakobe Dean.

"I keep saying they're multipliers," linebackers coach Ronell Williams said. "They change the math when you get the one-on-one situations, become plus one in coverage and in situations where the football IQ takes over."

It's known that Leonard will also be drawing plenty from his former bosses. The expectation is that the defense will look similar to what Mike Macdonald employs in Seattle, as Kubiak saw its success first-hand during their Super Bowl run.

Leonard learned its concepts while with Macdonald in Baltimore in 2022. Macdonald's scheme features two-high, split-safety coverage shells and a versatile nickel defensive back. The same can be said about Leonard's defense so far during Raiders OTA practices.

But Leonard's influences extend beyond Macdonald's tutelage. Star pass rusher Maxx Crosby said the coach is invoking principles from Steve Spagnuolo, Brian Flores and Graham as he teaches his scheme, leaning on his time under each coordinator as he becomes his own.

"He's been with a lot of different people and has a lot of different influences," Crosby said. "He's not a robot in anything he does; he's not trying to just do what everybody else wants him to do. He's going to do it his way. And guys respect that because they know how hard he works."

With Spagnuolo and Flores being blitz-heavy coordinators, Leonard's defense might be more aggressive with extra rushers. Walker and Dean have also proven to be successful blitzers at previous stops, as have defensive backs Taron Johnson and Jeremy Chinn — Las Vegas's personnel would allow Leonard to run a more attacking scheme. Each of those players will also help Leonard deploy the simulated pressures that have become a staple of Macdonald's scheme.

DB versatility

The nickel position has been a key to success for many modern NFL defenses, especially those built around the Macdonald system. The Raiders have multiple options at nickel under Leonard, and the coordinator seems keen on using each one in unique ways.

Johnson, Chinn and rookie Treydan Stukes have all been lining up at nickel during OTA practices. Each has also seen snaps at deep safety. When one is in the slot, another is generally back deep at safety alongside Isaiah Pola-Mao. And the two defensive backs will often switch between plays, sometimes depending on how the offense lines up.

The fluctuation is intentional, defensive backs coach and passing game coordinator Joe Woods said. By deploying their versatile defensive backs in different spots, the Raiders believe they can gain an advantage over their opponents.

“It provides more flexibility for us,” Woods said. “It gives us a chance to kind of dictate what we’re doing, where the offense doesn’t have a bead on it. It’s something we’re gonna continue to try to go at, and we have the right players. I think there will be some packages that we can use throughout the season that can help us.”

Moving alignments is part of the role of nickel defenders — switching positions with another player on the field, less so. However, Johnson, Chinn and Stukes are three of the Raiders’ better defensive backs, so keeping them on the field and maximizing their talents is in the best interest of this unit.

Interchanging nickels and safeties could also create confusion for the opposing offense. The Raiders struggled to force errors in 2025, as their eight interceptions were tied for the fifth-fewest league-wide and their 52 pass breakups were more than only the Dallas Cowboys.

Leonard said he’s intent on boosting ball production in his first year at the helm, and this unorthodox movement within his secondary could help him do so.

PLAYERS
WR MALIK BENSON

RAIDERS.COM

Malik Benson's well-traveled path gives Raiders a ready-made adapter
By Paul Gutierrez
July 30, 2026

Malik Benson is the Raiders' Odysseus.

His football journeys have taken him from Lansing High School, just outside of Kansas City, to Hutchinson (Kan.) Community College to (take a deep breath, now) Alabama to Florida State to Oregon to, yes, Las Vegas as a sixth-round draft pick this spring.

No, no encounters with a cyclops, a witch or a flock of sirens…that we know of, mind you.

But the Southern Nevada desert is Benson's fifth different stop in five years, his sixth in seven, and the rookie receiver is looking forward to putting down some Silver and Black roots in Las Vegas.

Plus, his numerous stops on his football Odyssey actually set him up for success when it comes to being comfortable with being uncomfortable and adapting to new schemes.

"I've been to a lot of different schools and … I had to outwork the people that were there in front of me that had been there for some years," Benson told me on Upon Further Review. "Learning new playbooks, getting coaching from a whole bunch of different coaches, going with that dog mentality of, shoot, I've got to go and I've got to earn a job. I've got to, you know, take what's mine. I've got to learn the playbook. I've got to connect with my teammates, and things like that.

"So, I feel like doing that in college and being kind of uncomfortable in college, once I got here it was kind of a smooth transition because it was just like, there's not gonna be a concept that I haven't heard. Maybe it was called something else but, you know, I've seen pretty much every single concept."

In 39 combined games, 27 starts, at Alabama, Florida State and Oregon, Benson, who did not begin playing organized football until his freshman year of high school, caught 81 passes for 1,192 yards with eight touchdowns.

He also had a breathtaking 85-yard punt return for a TD against USC last fall.

And while Benson was not expected to challenge for a starting receiver gig with the Raiders, he has impressed enough to get first-team reps early in camp, and he is expected to contribute.

Again, take note of his punt return abilities and his special teams value.

"I want to see his explosiveness come to life," said Raiders offensive coordinator Andrew Janocko. "We're going to want to maximize what he does, how he comes off the ball, be able to challenge him

mentally and do different things with him and just see him grasp the offense and take it from the meeting room to the field."

As noted before, Benson's ability to process, thanks to his travels, is one reason to believe.

Another? His 4.37 speed.

The 6-foot-1, 195-pound Benson glides when he runs, a by-product of his track background. In high school, he qualified for the state finals in the 100m, 200m, the 4x100m and the long jump.

Yes, it all translates onto the football field, he said.

"I was really good at long jump, and I feel like with long jump, you have to have a certain amount of coordination to be able to run full speed and stop on a dime," Benson said. "Kind of being at the top of the route, in and out of breaks, things like that. The down-the-field speed, you know, obviously that's the 100 and then the 200 and things like that.

"Being able to play sports like basketball and run track, all around that helped me. Once I was able to play football, it's just like I had that competitive edge in every other sport. I just had to kind of learn how to play the game and then once I learned how to play the game, and my mom finally let me play, I just really just fell in love with the sport."

Yes, the siren song of football called to Benson.

So much so that the lifelong Chiefs fan and his family had a decision to make after the Raiders pulled his card at No. 195 overall.

"When you get the opportunity to get that call from the Raiders organization, you can't be nothing but happy," Benson said. "So, you know, once I got that call, I knew that me and the family, we had to trash all that [Chiefs] gear and put on that black and silver."

Talk about an odyssey.

DE MAXX CROSBY

LAS VEGAS REVIEW-JOURNAL

Swan song? Maxx Crosby drops bars on the mic as smoothly as he drops QBs
By Adam Hill
June 6, 2026

Nothing guarantees what the future holds for star Las Vegas Raiders edge defender Maxx Crosby.

He hopes it could involve working with Future, however. More on that in a moment.

It has been a wild few months for Crosby, even if he's able to downplay the chaos.

He's not only been rehabbing from knee surgery, the eighth procedure on his body in his seven NFL seasons, but also he was at the forefront of one of the wildest voided trades in recent memory when the Baltimore Ravens shipped him back to the Raiders after growing concerned about his physical.

That's the official story.

But Crosby, whose media advocates leaked his interest in being traded during Super Bowl week, insists he's happy being back with the Raiders and ready to move forward after seeing the grass isn't always greener on the other side. Or purpler? You get the point.

"This has been an amazing offseason," Crosby said. "I know the biggest pet peeve of mine is when people see me and they're like, 'Man, you good?' and I'm like, 'I've never been better.' Honestly and I don't just say that just to say it, I truly mean it and believe it. I have great people around me. My circle's never been tighter and I go to war with two to three foxhole guys, I don't need 15 people with me. I've got the right people around me, truly, and it's extremely special."

The experience led him to a peace and a greater appreciation and comfort level with his inner circle.

"I faced a ton of adversity," he said. "There's been a lot of bullets flying in my direction. And truly, you figure out who you are in those type of moments. And everyone has a different quote about pressure makes diamonds and all these different things and sayings and things like that, but ultimately, it's real.

"Whenever it's really going on, you figure out who you are, and you have a choice, you can fold or you can respond. And I know myself. I'm not working to just come back, I'm coming back better, and that's my mindset."

Nothing guarantees he will be with the Raiders at the end of this year. It's not a slam dunk he will be on the roster when the season starts. The trade of Cleveland Browns star Myles Garrett to the Los Angeles Rams last week set the market and laid down the gauntlet for other teams to try to compete.

Some contender could blow away the Raiders with an offer. But for now, Crosby is with the only organization he's known and the one whose logo is tattooed on his body.

And he's content, which is a good thing for him and the Raiders. Perhaps it's why he's reached a point of feeling comfortable enough to share his other passions with the world.

While wrecking offensive lines and destroying quarterbacks' plans comes natural to Crosby, there is something more vulnerable about performing and putting out his music.

About exposing his soul through the words he writes down on paper and then raps into a microphone.

"I've been doing this since high school," said Crosby, who writes or freestyles all of his own songs. "So, yeah, finally I was like, 'Screw it, I'm dropping music.'"

He has put out several singles this summer, including "2AM in Vegas," "PlaqueBoyMaxx" and "Double R."

As far as athlete rappers go, he's got some bars.

Crosby said his passion for music began in high school when he and his friends would record music as a way of staying out of trouble. For much of his career, despite his success and popularity, something held him back from putting his soul out for the world to see.

That's no longer the case.

"I used to in the past, try to do everything by the book, and try to do everything — 'How is everyone going to take this?'" he said. "But I've had these songs that I wanted to release for a long time, and I'm like, 'I really don't care what anyone has to say, to be honest.' I know what I do on a daily basis. People are going to have their comments, people are going to be negative, people are going to be positive, but ultimately it's what I love and I do it as a passion. It's an escape for me.

"I think a lot of people like it, a lot of people can say whatever, but I think it's ultimately just cool to finally just be like, 'I don't care, I'm dropping the music.' If you don't like it, it is what it is."

It's a big step for Crosby, who says he would like to collaborate with popular rapper Future on a project at some point.

For now, he's in tune with himself and the Raiders.

FB CONNOR HEYWARD

RAIDERS.COM

From Ironhead's son to Cam's brother, Connor Heyward aims to stand out in his own right
By Levi Edwards
March 17, 2026

There's a sense of pressure for Connor Heyward that has come from his last name and the position he plays.

His father is late fullback Craig "Ironhead" Heyward, the 1988 first-round pick who played 11 seasons in the NFL. He was selected to the Pro Bowl in 1995 as an Atlanta Falcon after totaling 1,433 scrimmage yards and eight touchdowns.

Connor's older brother, Cameron Heyward, is heading into his 16th season playing for the Pittsburgh Steelers – the team that also drafted Connor in 2022. With 477 solo tackles and 92 quarterback sacks in his career, Cameron is a four-time All-Pro, seven-time Pro Bowler and 2023 Walter Payton Man of the Year recipient.

So yeah, that's what's Connor has to live up to.

"I know every time I step on the field they're saying, 'That's Ironhead's kid' or 'That's Cam Heyward's little brother' and that's something that I go out there and I remember," Connor Heyward said. "I play with a little edge because I'm undersized. ... You have to play with an edge and I feel that's what gotten me to this point. Just playing hard, playing until the whistle is blown and just doing your job."

"Both of them being great players, not just OK players, people that are the best at their game, I know what they do and I know what it takes," he added of his father and brother. "I have seen all the work they've put in and I know what it's going to take to get there, but I want to be better than them as well."

Heyward was an H-back at Michigan State and recorded 11 total touchdowns in college. With his 6-foot, 230-pound frame, he transitioned over to fullback after being drafted. In his time with the Steelers, he was utilized in a multitude of ways, doing more than just blocking as he notched five total touchdowns (three receiving, two rushing).

Per Next Gen Stats, Klint Kubiak had two or more running backs on the field for 25.4 percent of total snaps. His use of 20-23 personnel was the seventh-highest in the league with a 42.5 percent success rate.

To strip down the football mumbo jumbo, Kubiak is still a fan of using the traditional fullback in his scheme.

"Once Coach [Kubiak] called me and then talked to the GM [John Spytek], it was like, 'This is where I need to be,'" Heyward said. "And they talked about how they would use me, and how I fit this offense and what he did in Seattle and what he did in New Orleans."

"I know being a fullback, you have to do the dirty work," he added. "I know I'm a versatile piece on offense, whether that's catching the ball, blocking, sliding back or having an [isolation] on a linebacker. I feel like I can do a lot and this offense is really going to be able to show that."

The fullback also adds value to the Raiders on special teams with 28 total tackles and 1,124 special teams snaps in four seasons played.

"No matter what you play on special teams, it takes a mentality," he said. "It takes fundamentals, it takes everybody being on the same page and that's what people sometimes don't understand. Everybody has to be on the same page whether that's the cadence, punt direction, kick direction, being in the correct lane. ... It's something I'll always want to do for the rest of my career."

Along with his expanded role, he's also looking forward to reuniting with free agent signing Jalen Nailor, as the two were teammates at Michigan State from 2018-2021.

And to state the obvious, the ability to create his own legacy is equally enticing.

"Going back to Pittsburgh, being drafted there where my entire family is from, it was home and I kind of lived in a bubble," he said. "And I feel like I kind of have to get uncomfortable and me coming out here is definitely uncomfortable, but I'm excited about it."

RB ASHTON JEANTY

LAS VEGAS REVIEW-JOURNAL

Ashton Jeanty looks to take step forward — and take on Raiders leadership role
By Adam Hill
July 30, 2026

Las Vegas Raiders running back Ashton Jeanty didn't put up the kind of numbers he had hoped to as a rookie last season.

Even though that was mostly a result of a dysfunctional offense and an inconsistent offensive line, Jeanty was still able to take some lessons from the experience.

"When everything is not going well, continuing to go to work and having hope and faith," Jeanty said of what he learned last season. "I think that'll carry into this year. Just taking it one week at a time, whether you win or you lose, you've got to attack the next game and the next week with the same mindset.

"I'd say just (being) consistent. Sometimes you don't always get the results you want on the field, but you have to continue to be consistent regardless of the results that you get week after week."

Perhaps it's that mindset that has allowed Jeanty to allow his voice to be heard a bit more as he enters his second season.

"I think being more vocal for sure," Jeanty said of one of his goals. "It's always tough being in the first year trying to figure out so much stuff. But this year, there's a lot of expectations for me and I think I've got to make a big jump. I think that starts with helping my teammates as well and just being a better teammate. So, I think that starts with leadership."

New offensive coordinator Andrew Janocko has noticed.

"I think he's taking a leadership role, and I love to see that from him," he said. "Love to see him just come with that enthusiasm every day, so we're excited for him and what he brings. And just keep coaching every single rep, getting better, being very deliberate on what we're asking him to do each and every day so we can build on his strengths to put him in a position to be successful."

That will likely include using him as a receiver even more in the new system after he was able to haul in 55 catches for 346 yards and five touchdowns as a rookie.

The scheme of Janocko and head coach Klint Kubiak should help by putting Jeanty in more positive situations in both the run and pass game.

"I feel like I can run in any scheme, but this one's especially great," Jeanty said. "Running the wide zone and really attacking the defense and getting them running and then hitting them with some inside zone and play action. So, everything goes together really well and I'm just super excited to keep getting better at the run scheme."

That could help create even more opportunities in the passing game.

“I think (this offense) is going to help a lot,” Jeanty said. “That was one thing I worked on this offseason, just getting better at running routes. In this offense, anybody can pretty much do any route. So, the more I continue to do that, I think the more it’ll help the team out and help us win.”

So will an improved offensive line.

Left tackle Kolton Miller is fully healthy entering camp and the Raiders made center Tyler Linderbaum the highest-paid interior offensive lineman in NFL history with the knowledge the group would have to get better up front.

The bonds are already forming between Jeanty and the guys up front.

“Ashton’s a fun guy to be around,” Linderbaum said. “Extremely hard worker. Another guy that just wants to be great. Really excited to be able to play with him. As an offensive line unit, the run game starts with us if we can block the guys up front. And then having a special (talent) back there to have the big regular runs is going to be really valuable and important.”

Jeanty’s bonding hasn’t been limited to his offensive teammates.

He was excited when the team signed Quay Walker, who he considers one of the best linebackers in the league.

Jeanty wasted no time sitting down with Walker during OTAs to exchange notes to help them understand each other’s positions better.

“He’s so young, fast, electric, powerful,” Walker said. “I haven’t really gone up against him in pads, but he’s so explosive, smart as well. I try to pick his brain, he’ll try to pick mine.”

Jeanty said it has been a productive relationship.

“I think he’s one of the best linebackers in the game,” Jeanty said. “I feel like he’s a little underrated. With what he’s done, to learn from him, learn what he’s watching, what running backs are doing, it only helps my game to see how I can better set up runs and all types of things.”

A big step forward for Jeanty would be a huge boost for a Raiders team that needs to be able to run the ball to have the kind of success they hope for this season.

RAIDERS.COM

Finding Football: Ashton Jeanty's around-the-world route to the sport he never left behind
By Levi Edwards
February 19, 2026

It was a blast heard around Frisco, Texas, that put Ashton Jeanty on the map in the summer of 2019.

Not with the traits that would later define him: the violent stiff-arm, the glide-and-burst out of the backfield, the Halloween Michael Myers pose that would go viral. No, Jeanty's first impression came from the opposite side of the ball as a safety.

It didn't even happen in a regulated game. It was a scrimmage between Lone Star High School and regional rival Mansfield Lake Ridge. Jeanty, a sophomore at the time, had just transferred to the Texas high school by way of Naples, Italy, of all places.

Lone Star Head Coach Jeff Rayburn didn't know much about Jeanty other than the basics. He was a military brat who traveled nearly 6,000 miles to come play football at his school. Rayburn described Jeanty as a "respectful" and "friendly" young man from their first encounter and he was impressed with the tape he'd seen of Jeanty playing overseas.

"But you don't really know the level of competition that he's playing against," Rayburn said. "Obviously he looked really good, but you can look really against not really good players."

As for going up against Mansfield Lake Ridge, the level of competition was high as the team was coming off a 5A State Championship game appearance.

It handed the sophomore his first real chance to baptize himself – and the poor kid running toward him – into the near-religious intensity that is Texas high school football.

"Mansfield Lake Ridge, who's got a lot of fast, big athletes, really good program, and Ashton's playing safety," Rayburn recalled. "And he comes downhill on our sideline and just annihilates the running back. It was one of those hits where everybody in the stands, everybody on the sidelines including theirs was 'oohing' and 'ahhing,' jumping up and down.

"We all kind of looked at each other like, 'Yeah, he is like that.' And kind of the rest was history."

There's a familiar saying, often seen on wall décor in homes across America: "Home is where the heart is."

For Ashton Jeanty, who's never stayed in one place for too long, home is where football is. That's where his heart truly lies.

The Jeanty family has gone to great lengths to make sure football remained a constant in Ashton's life.

Ashton, the second of four children, was born to Harry and Pamela Jeanty while Harry, a Navy officer, was stationed in Jacksonville, Florida. The family soon moved to Chesapeake, Virginia and then Naples, Italy before he was in middle school.

"It was a tough experience," Ashton said. "At times, it was good … I wouldn't say it was bad, but it was just challenging moving around all the time. Always having to pack up and make new friends, leave family behind."

His parents noticed how athletic he was even as a small child, acrobatically flipping around the house with unlimited energy. They initially put him in organized soccer before football, a game his older brother and uncle had already played, caught his attention.

"I remember the first time really playing football, like earliest days," he said. "I was in Virginia. We're living on the base, and just kind of running around, you know, playing against all the kids on the base and, you know, just being crazy out there. From there, I just fell in love with football."

Adjustment quickly became a theme in Ashton's life. He never could have predicted he'd end up across the globe learning the fundamentals of football on a military base.

"I didn't know what to expect," he said. "I didn't even really know where [Italy] was on the map as a young kid. … It was a crazy experience to tell my teammates, my coaches, all my friends that in a month or so I'll be packing up, moving overseas and you'll probably never see me again."

Through it all, Harry made sure his son was able to play the game he loved wherever they went. His military background also paved a way for his son to pick up specialized traits needed to be an elite athlete.

"Hard work and discipline, the military teaches you those things," Harry Jeanty told Raiders.com. "And if you take them with you, you can pass them on. Same thing I've done. I think what speaks volumes about that is the fact that he was able to kind of see me wake up early, doing those things on long days. I believe he learned from that. He operates himself in that way. It pays big dividends."

At Naples Middle School in Gricignano di Aversa, Italy, Jeanty stood out like a sore thumb. But in a way, that wasn't such a bad thing.

His athletic ability quickly made him the one of the best players within the Department of Defense Education Activity (DoDEA), excelling as both a football and basketball player.

"He wouldn't go down on the first hit. He was explosive," Ashton's head coach at Naples, John Davis, previously told the Associated Press. "You just felt like you're always sitting on the edge of your seat waiting for him. You know, next touch might be a touchdown."

As Ashton's athletic prowess continued to grow, it became evident he had the potential to play Division I college football. Yet it would be difficult to showcase how good he was while living in Europe. Davis encouraged Jeanty to return to the United States to gain greater exposure and seize the opportunity play against top competition.

"Playing football in Italy was fun. But, you know, it wasn't the most competitive," Ashton said. "Getting to travel and see different aspects of different countries and then going to Germany, going to Spain, going to different places around Italy, it was amazing getting to play the sport I love but also experiencing different cultures and different foods – that's what everybody wants to do."

The Jeanty's objectively picked a near perfect place for Ashton's football future.

They set up shop in the Dallas-Fort Worth area, which is notable for producing an obscene amount of Division I and NFL talent. As of the 2025 season, 199 active NFL players played and graduated from a high school in the state of Texas – the most of any state in the country.

Jeanty wasn't even the lone NFL player on the roster when he transferred to Lone Star High School, as he shared the field with Denver Broncos All-Pro punt returner Marvin Mims, New Orleans Saints linebacker Jaylan Ford and 2024 Jim Thorpe Award winner Trey Taylor.

"Texas high school football is a way of life, it truly is," Rayburn said. "You see the movies 'Friday Night Lights' and things like that, it's such a community event for everybody because it encompasses so many. … It's something that you have experience and live to really understand it."

Ashton had to dive into deep waters as the small fish in a big pond. He was nothing more than a name on a roster sheet when he first suited up.

"Obviously they didn't really know how good I was," Jeanty said with a laugh. "I just wanted to prove who I was every day."

But after Jeanty's colossal hit in that scrimmage, he earned his way to be on the field at all times.

Quite literally, not remotely metaphorically, at all times.

Along with playing safety and running back, he lined up at slot receiver, racking up 816 receiving yards and seven touchdown catches his junior year.

He played nearly every position on defense including cornerback, outside linebacker and, shockingly, getting in the trenches with snaps at edge rusher and nose tackle.

You read that correctly. 5-foot-9, 195 pounds – giving people the business at nose tackle.

"With a kid like that who's just willing to do whatever the coaches ask, whatever the team needs, you just put him in different spots," Rayburn said. "And he'd go and make plays. We were really, really fortunate that he was so selfless to just do whatever we asked him to do.

"I was watching a video the other day, and I was showing some kids of Ashton wearing No. 17 as a sophomore and going to sacking the quarterback in a crucial moment in a big playoff game. They couldn't believe that was Ashton Jeanty playing defensive end."

Jack of all trades, master of none.

Ashton Jeanty faced skepticism at the college level despite an outstanding senior season.

Statistically, he was one of the best players in the state as he rushed for 1,835 yards, 31 touchdowns and averaged eight yards a carry in 2021. However, this was his only high school season playing exclusively at running back. Adding to the challenge, he was considered undersized for the position. 24/7 Sports ranked him as three-star prospect and No. 45 overall player in the state for the 2022 class, earning him two college scholarships offers to Power 5 programs.

"I had multiple coaches calling me during his senior year saying, 'Coach, he's better than the guys we had committed, but the guys have been committed for a year, two years, and they're really good players, we can't go back on them now,'" Rayburn said.

"I think just the timing of everything, getting here late … there was questions of like, 'How good of a running back is he?' He's playing at receiver, he's playing in the backfield some, you see the flashes, but they wanted to see more."

Jeanty received several offers from smaller DI programs but ultimately chose Boise State University for compelling reasons. From 2012-2019, four running backs from Boise State were drafted into the NFL, with two going on to become Pro Bowlers. The Broncos had also established themselves as a winning program in the Mountain West Conference, having not had a losing season since 1997 – six years before Jeanty was born.

"We told him to go with his heart and also research everything to see if this is the best place for you," Pamela Jeanty said. "Ashton decided over some time that's the best place for him. And he knew that he would excel being in that program. While he was there, of course at times it could be like, 'Should I go? Should I not go?' But he was really loyal and knew this was the place for him. Boise was the place for him."

"The choice to attend Boise State was really just thinking about my future and wanting to be where I am right now playing in the NFL," Ashton said. "And I knew going there, I'd have the best opportunity."

As for those goals and dreams, they've become an everyday reality.

The inconspicuous military brat traveling across Europe to play football has emerged into a household name and Heisman Trophy runner-up. Last August, he became the highest-drafted player in Boise State history as the No. 6 overall pick to the Las Vegas Raiders.

His last two seasons combined, in college and with the Silver and Black, he's rushed for a whooping 3,576 yards and 34 touchdowns. In the process, he broke several Boise State and NCAA rushing records and led the 2025 NFL draft class in rushing yards.

Jeanty has already dealt with more changes than ideal following his rookie season. He played through a midseason coaching change with the departure of offensive coordinator Chip Kelly and is preparing to head into 2026 with a new head coach in Klint Kubiak.

For most, adapting to such rapid shifts would be daunting, especially given the role he is expected to fill.

But Ashton Jeanty isn't most people.

"I think my upbringing taught me a lot of things, but definitely just how to adapt to different changes, handle challenges, keep continuing to be a better version of myself," he said.

"And no matter where I'm at, all that matters is the hard work and the discipline to keep doing the same things and get better each and every single day."

DE PATRICK JOHNSON

RAIDERS.COM

Patrick Johnson didn't make roster by coincidence, but with confidence in his training
By Levi Edwards
September 3, 2026

Patrick Johnson solidified his spot on the Raiders' 53-man roster before cut down day last Sunday.

But it seems the true moment he made the team can be pinpointed to the first quarter in the preseason finale against the San Francisco 49ers.

After making a 37-yard field goal to take an early lead, Matt Gay kicked the ball off to the 49ers. Johnson, a nearly 250-pound edge rusher sprinted down the field with reckless abandon, his speed resembling that of a safety and not someone lining up in the trenches.

Alongside rookie Keyron Crawford, Johnson met 49ers returner Jordan Watkins with a big boom at the 25 yard line. The tackle injected an adrenaline shot into a special teams unit that struggled the previous week against the Houston Texans.

"It's a make-or-break game for a lot of guys," General Manager John Spytek said, "and who makes the first tackle on the first kickoff – Patrick Johnson."

"Once I saw what they were giving me, I knew I was going to make the tackle," Johnson told Raiders.com. "Honestly it just comes down to understanding that it's either me or him and I know I need to make this team. For me, it was going to be whatever I had to do to go make those plays on special teams."

That special teams tackle was just part of a standout preseason Johnson was already having – with two sacks, three tackles for loss and a forced fumble heading into that final game.

"It's understanding that it's every game you have to prove it," Johnson said. "No matter how well I played the first two preseason games, knowing going into that third one I'm starting on every single special teams, that means they're going to want to see something out of me."

For Johnson, carving a role on the Raiders wasn't by coincidence or from one solid preseason. This has been six years in the making.

As a seventh-round pick to the Philadelphia Eagles in 2021, he's had the repetitive feeling of "always basically being on the bubble." In his second NFL season, he landed in a crowded Eagles defensive line room loaded with established Pro Bowl talent on a roster that reached the Super Bowl.

"They set the standard high," Johnson said. "And that edge room I was in, I knew that if I was going to make it, it was going to have to be through special teams. It couldn't just be on defense. ... You think you're a good player until you get around some really great players and you have to bring your standard up even higher."

He totaled 29 solo tackles and over 1,300 special teams snaps in his five seasons playing for the Eagles. He also had a short stint with the New York Giants in 2024, then returning to Philadelphia the following season.

As a free agent this offseason, he put together a rigid strength and conditioning program that has gotten him to what he believes is the best shape he's been in to date. The Raiders brought him in for workout, with a chain of communication between the two parties for months.

"Credit to our pro department for setting up that workout and bringing quality guys in like him," Spytek said. "And we had followed Patrick for many years with his career in Philadelphia and respected the kind of player and teammate and special teams player he is."

"You've got to believe in yourself before anyone else can believe in you. ... When it came to coming here, having my workout, I was so prepared," Johnson said. "I told my wife, told my family, 'Look, if they bring me in for a workout, I know I'm going to kill it. If they bring me in, I know I'm going to make this team.'"

He shortly had to put his words into action, as he signed with the Raiders the day before veterans had to report to training camp.

Special teams opened the door for him to get on the field. But his defensive showing this preseason surely increased his chances of making the roster.

"Since the moment he got here, all he's done is produce, work hard and be a great teammate," Klint Kubiak said. "Expect that to continue."

The Raiders' expectations of Johnson are on par with what he expects from himself. Even as a sixth-year veteran, he sees this as a legitimate opportunity to establish himself.

"I'm a guy that can go out there and make plays," Johnson said. "Be disruptive on defense, but also I can do it on special teams. I'm going to show my experience out there. I just want to show the coaches and the front office that y'all brought a dog in here. ... I've got a lot to prove left and we're just getting started."

C TYLER LINDERBAUM

LAS VEGAS REVIEW-JOURNAL

Center of Attention: Tyler Linderbaum setting the standard for Raiders
By Adam Hill
May 30, 2026

Tyler Linderbaum knows the Las Vegas Raiders gave him the biggest interior offensive lineman contract in NFL history to do more than just provide solid play at center.

He is being counted on to set a standard and raise the level of play of an entire unit that was one of the league's worst last season.

That process is already underway during OTA practices at the team facility in Henderson.

"I think, one, be myself," Linderbaum said of how that needs to happen. "At the end of the day it's my job to get everyone to be on the same page, to play at a standard that we set and that we want to play at. And us collectively as a unit, we decide how we want to play. It starts in practice, it starts in the meeting rooms on what we want it to look like. And if we're falling short of that, that's on us. But the more we can practice how we want to practice, play how we want to play, the better off we're going to be as a unit, and the better this offensive unit is going to be."

It's part of a whole new chapter in Linderbaum's life and career. He is joining the Raiders after spending his first four seasons with the Baltimore Ravens and just weeks after he got married.

"It's been awesome," Linderbaum said. "Very blessed to be in the position I am. Obviously, getting married was the best weekend of my life, and then being able to come to a new team, it's just the start of a new journey. I've always been a guy that just attacks each and every day. Attitude and effort are the most important things, and those are the things I hang my hat on. Just excited to be here, be with a new team and give as much as I possibly can to be the best version of myself."

Linderbaum is doing that with a new offensive scheme, new coaching staff and new teammates in a whole new city.

He said one of several tasks he's focused on during OTAs is to figure out what makes his new teammates tick and how best to communicate with them in order to be the best leader possible once training camp begins in July.

His coaches have taken notice.

"There is just a quiet confidence," coach Klint Kubiak said of Linderbaum. "Just a man out there running the show. Very athletic player, but a grown man."

Linderbaum's evaluation of his new coach is similarly glowing.

"As players, you don't want any gray area. You want things to be black and white, and I think Coach Kubiak does a good job of that," Linderbaum said. "His expectations, you know what they are, and if you're not meeting his expectations, then you understand that. I think as players, it's our job to uphold the standard that he has in place and then continue to push each other and push others around you. But it's been awesome to work with Coach Kubiak and the whole coaching staff, trying to get his message out to the players. It's been fun."

The pairing of coach and player is an important one for a rebuilding Raiders team. When Kubiak took the job, he communicated to the front office the importance of an intelligent, agile center to properly operate his offense.

General manager John Spytek responded by landing the best one on the market, and Linderbaum is quickly learning his role in Kubiak's system.

"I think the most important thing is just communication," Linderbaum said. "I think that's everywhere. Center's job, communicating, being a leader on that offensive line, and trying to get people in the right places, and communicate as loud and effectively as possible. And then, on the flip side of that, having communication with the quarterback, making sure everyone's on the same page and seeing it in the same lens."

Building chemistry with the quarterback is an important task that is magnified by the fact that there are two potential starting quarterbacks in Kirk Cousins and Fernando Mendoza, who is a rookie getting used to an NFL offense for the first time.

"Obviously, it's the center and quarterbacks' job to communicate with each other and be on the same page," he said. "So, just having that dialog is big with whatever quarterback is in there with us is important, and it's only going to build a stronger connection and get better as time goes on and as we get more reps. But happy with how we're moving along and processing everything."

Linderbaum is pleased with how Mendoza is coming along.

"He's been great," Linderbaum said. "Soaking in everything he's being taught, trying to take it and then apply it into the classroom and onto the field. You can tell he wants to be great, and that's all you can ask for for the whole rookie class coming in, is how much information can you take in and process? And then take it out onto the field.

"As older guys, our job is to help push these young guys along, and they're going to be guys that are going to help us win games on Sunday. So, it's our job to be the best teammate possible and help push everyone along. And with that being said, it makes us better as well."

That's the standard he's trying to help set.

RAIDERS.COM

Tyler Linderbaum eagerly attacking the 'start of a new journey' with Raiders
By Levi Edwards
May 28, 2026

It hasn't been just an ordinary offseason for Tyler Linderbaum.

The Pro Bowl center has been doing his fair share of multitasking since March when he signed with the Las Vegas Raiders. After spending four years snapping the ball to two-time MVP winner Lamar Jackson, joining the Silver and Black has made for an adjustment.

"Just trying to blend in with each other and just be the best possible teammate I can be for the guys," Linderbaum said Thursday after OTA practice. "And then, obviously, figuring out what makes us tick, how we operate on a day-to-day basis, and it's been fun to go through that journey with the guys here."

Some changes are more noticeable than others. He's expected to step into a more prominent role on a young roster spearheaded by first-time Head Coach Klint Kubiak. Though he's still new to the team, Linderbaum has embraced a leadership role by helping reinforce Kubiak's message in the locker room.

"I think as players, you don't want any gray area. You want things to be black and white, and I think Coach Kubiak does a good job of that," Linderbaum said. "His expectations ... it's our job to uphold the standard that he has in place and then continue to push each other and push others around you."

Among his new teammates is a trio of quarterbacks he's learning to snap to: veteran Pro Bowler Kirk Cousins, Aidan O'Connell, who logged 17 starts with the Raiders, and No. 1 overall pick Fernando Mendoza, who enters the NFL with only a handful of snaps taken directly under center.

Whether it's at the line of scrimmage or in the meeting rooms, Linderbaum is aware that communication is key.

"[J]ust having that dialog is big with whatever quarterback is in there with us is important," he said, "and it's only going to build a stronger connection and get better as time goes on and as we get more reps. But happy with how we're moving along and processing everything."

As he's become acquainted with his offensive line and quarterbacks, he's ventured off with them to a Vegas Golden Knights playoff game. He's also teamed up with left tackle Kolton Miller for their acting debut in this year's schedule release where they recreated the joint interview scene from "Step Brothers."

"Me and Kolton killed it first try," he joked. "They're like, 'I don't even know if we need to do another one.' ... It was fun that we were able to do that and hope the fans enjoyed it."

And to put an exclamation point on what's been an active offseason, he married his longtime girlfriend Rachel earlier this month.

"Very blessed to be in the position I am," he said. "Obviously, getting married, best weekend of my life, and then obviously being able to come to a new team, just start of a new journey.

"I've always been a guy that just attacks each and every day. Attitude and effort are the most important things, and those are the things I hang my hat on. So, just excited to be here, be with a new team and give as much as I can possible to be the best version of myself."

QB FERNANDO MENDOZA

THE ATHLETIC

Fernando Mendoza isn't the Raiders' starter. Here's everything he did as a backup in Week 1
By Sam Warren
September 18, 2026

HENDERSON, Nev. — Fernando Mendoza, chin strap fastened, had Klint Kubiak's voice ringing in his helmet. While the head coach made the play call, the rookie's eyes shifted to the playsheet on his wristband, and he relayed the call aloud. As his teammates walked to the line of scrimmage, Mendoza verbalized his possible responsibilities on the play.

"Some plays take you a different way depending on coverage, depending if there's a blitz," Mendoza told *The Athletic*. "There's some cans. There's some alerts that get changed. There's little tendencies in the plays that I have to remember."

But before Mendoza could go under center, take the snap and make his drop, he caught himself.

"There were a couple of times," Mendoza says, "I was so locked in."

The reality: Mendoza's quarterbacks coach, Mike Sullivan, heard Mendoza's play call, not the Raiders' offensive line. Below Mendoza's cleats, the turf was spray-painted white, the sideline at Allegiant Stadium. Mendoza was 30 yards from veteran quarterback Kirk Cousins, who was taking the snaps during Las Vegas's season-opening win over the Miami Dolphins. Mendoza served as the veteran's backup, the first time the No. 1 pick in the NFL Draft didn't start his team's season opener since 2018.

Mendoza, though, prepared for Sunday as if he were the starter. He carried the process over to game day, despite not playing a snap. On every offensive play the Raiders ran, Mendoza went through his process as if he was in the game, to the point of conducting his footwork and passing progression. He admits he fought the urge to perform his dropback and throwing motion along with Cousins on a few occasions.

Mendoza has taken No. 2 on the depth chart in stride since Kubiak announced Cousins the starter on Sept. 2. The Raiders believe letting the rookie watch from behind the veteran will help his development, and Mendoza says he's already learned plenty from one game observing Cousins.

"How efficient you need to be to win," Mendoza said of his takeaways. "The margin for error is smaller. It gets smaller from practice to the preseason to then the actual games. Windows are tighter. Everything is harder."

That difficulty is why Mendoza is preparing meticulously, including going through every detail of every play on the sideline while Cousins does the same on the field. When Mendoza is eventually called upon to become Raiders' QB1, he wants to be ready.

Mendoza says his process observing Cousins on game days is the same as during walkthroughs and practices. He simultaneously mimics Cousins' every action, hearing and saying the play call, then making

mock decisions about his throwing progression on passing plays. He even breaks the huddle — a huddle of one — after relaying Kubiak's call to imaginary teammates.

The only difference on game days, Mendoza said, is carrying out simulated movements. During practice, Sullivan has Mendoza perform "America's Drill," where the rookie walks through the play, doing his footwork and progression, before Cousins leads the starters against the scout team.

"Evidently, I can't do that in the game because I don't want to be a tell on the sideline and give the play away with a pass or run gesture," Mendoza says. "But I think it was great to be involved and stay engaged with that."

Instead of acting out plays, Mendoza stays glued to Sullivan's side on game days. After breaking his pretend huddle, he tells Sullivan everything the opposing defense could do based on look and personnel, and how he would react to it. Sullivan will throw out a scenario or additional thoughts, and the two go back and forth before watching the play unfold on the field together. They quickly debrief, then move on to the next play.

"It's great to go from my self-visualization walkthroughs in practice to a game where I'm able to see a live-speed defense of the opponent," Mendoza says. "Being able to visualize what I would do in that specific scenario is very important, whether it's a certain look and I'm like, 'OK, coach Sullivan, I'm thinking about going here or using this part of my progression in this play.' Or sometimes we have a pure progression play where I'm seeing it as it goes and reacting. 'Hey, the No. 1 wasn't there. Oh, the No. 2 *is* there,' and throw."

Mendoza is a firm believer in verbalization — he said talking aloud with Sullivan through the play reaffirms it mentally, reassures his process and creates muscle and mental memory. He added that the process was Sullivan and offensive coordinator Andrew Janocko's idea, and Kubiak called it part of the team's efforts to "find every edge that we can to keep getting him ready to play."

"I think you're just putting yourself in the game, so you're getting game reps just like you would at practice," Janocko says of how Mendoza benefits from the process. "You're getting game reps, and that's twofold. That goes for down the road and prepping to play, but that also puts you in that game. So, when your number is called, whether it be the next snap or a while down the road, you're establishing yourself for game reps."

This is not uncommon for backup quarterbacks in the NFL. Cousins, who served as backup for fellow rookie Robert Griffin III in Washington during the 2012 season, says he followed a similar protocol.

"Just kind of staying in it at all times and being ready at any moment," Cousins said of his mindset as a backup. "That's kind of always the journey when you're one player away."

Third-stringer Aidan O'Connell, who backed up then-Raiders starter Jimmy Garoppolo as a rookie before starting the final nine games of the 2023 season, told Mendoza that he's used the same approach in each of his seasons in Las Vegas.

"Any No. 2 quarterback, they're listening to the call," Kubiak said. "They're saying it in their head what they'd be going through progression-wise, check-wise, putting themselves in the game on every snap."

Yet not every No. 2 quarterback wears their helmet for the entire game. Most don a headset or earpiece and wear a baseball cap.

Asked why he wore the helmet, “I’m not holding this big helmet up (to my ear)” to hear the play call, Mendoza says.

How about a headset?

“I was never offered a headset. I didn’t know that was an option.”

That was fine with Mendoza; it added to the realism of his simulated game within the game.

“Wearing the helmet is pretty crucial because that’s where the play calls come in through, and that’s the microphone you hear from the speaker,” Mendoza says. “When I wear the helmet, I can (experience) what I would actually see on the field.”

As for how he interacted with Cousins during the game, Mendoza says he tried to keep it to a minimum. He talked through a few coverages and offered to be a “second set of eyes” on anything Cousins was unsure of. Mendoza says he was quick to offer feedback, but he wanted to allow Cousins to focus fully on the game. Mendoza says he spent most of his time observing during the meetings between Cousins, Janocko and Sullivan when the offense was on the sidelines.

“I watch them get on the iPad, go through plays, watch them make sure we’re making all the corrections,” Mendoza says. “I want to be there and engage with that. Then I can ask any additional questions to coach Sullivan or coach Janocko if needed.”

Mendoza says aside from preparing for eventual action, his main job on game days as the backup is encouraging and helping his teammates. He was among the first to congratulate Cousins after each of his three touchdowns. And after his two interceptions, Mendoza says he did his best to “hype him up.” Otherwise, he’s helping however he can. After one drive, Mendoza was spotted on the sideline fixing star center Tyler Linderbaum’s shoulder pads.

Mendoza desperately wants to play, but in the meantime, the rookie is embracing the Raiders’ plan for him to learn from the sideline.

“I think it’s going to help me going forward to see the battle rhythm,” Mendoza says. “Really see the battle through the week of how we install plays, how we practice plays and how they show up on game day with coach Kubiak doing it. Obviously, he was very successful last week, so I’m excited to keep on staying engaged and keep on learning and developing.”

ESPN.COM

'It's his superpower': Inside Fernando Mendoza's extraordinary rise to No. 1
By Hallie Grossman
April 20, 2026

THE VERDICT IS all but in, the coronation all but official.

Fernando Mendoza's presence here, in Indianapolis at the combine, is formality over function. It's late February, two months to go until the 2026 NFL draft, but he has already done the fairytale, done the unthinkable, done the proving. There's no throw he can make this week that could outdazzle the missile he launched to beat Penn State last fall, with a pair of defenders closing in and the clock ticking down. There's no strength test he can crush that will tell us more about what he can and will his body through than the beating he took scrambling for his life to score the touchdown that helped seal Indiana's first national championship in January.

This thing is so wrapped up, even Mendoza -- normally so polished, so tactful -- briefly slips. He's at the podium, fielding questions from a flock of reporters who are so eager to hear what the "likely" top draft pick has to say, they throw elbows to get an inch closer. Mendoza gets asked about Tom Brady -- former NFL great, current minority owner of the Las Vegas Raiders, who are, in turn, owners of the first pick in this year's draft -- and he's duly effusive.

"Who hasn't admired Tom Brady?"

"He's the greatest quarterback of all time by a wide margin."

"To have," he says, stops, then tries again. "To potentially have a mentor like that would be pretty impressive." Underscore, highlight, ALL CAPS that potentially, he all but says out loud.

The rest of his news conference proceeds without a hitch, which is to say, it's typically Mendoza. He smiles when he listens to questions, he smiles when he answers questions, he smiles when he can't hear questions, he smiles when there is no more time for questions. He delivers his answers with class-president-acing-his-presentation energy, full of direct eye contact and workshopped points and counterpoints. It's tempting to look for notecards hidden somewhere discreet on the dais.

This is the pinnacle of the Mendoza experience. He looks like a star quarterback dreamed up in a lab: 6-foot-5, 236, respectable mobility, good arm, rarefied accuracy, all the while sounding like few star quarterbacks who have come before. He is, to hear those in his orbit tell it, the most unfootball-like of adjectives: "goofy."

So goofy (or "awkward" or "different" or "not normal," depends on who you ask) that one of his old coaches from his Cal days, Tim Plough, now head coach at UC Davis, has fielded a slew of calls from NFL scouts plying him with questions. Is Mendoza always like this? Is he really like this? Is that going to fly in a room of full-grown adults?

Yes, Plough, tells them. When he is in front of a camera or in front of a locker or in front of the dining room table in Plough's home, he is always like this. He will talk you and thank you to death. He'll drill you

with questions and take the conversation in winding ways and be courteous to the point of oh, wow, enough already. It's an acquired taste for some, Plough concedes, but it's more than that too. The way that Mendoza is? The way he always is?

"It's Fernando's superpower."

THE STORY OF Mendoza's time in Bloomington, which ended with a cascade of increasingly unfathomable feats -- the Heisman crowning, the Big Ten title, the national championship, the 16-0 record, and all this for Indiana (?!) -- was a fairytale starring a new kind of hero.

"He's not ..." Plough starts, then pauses, in search of the best way to put this gently. "He's not the cool guy."

So what is it, exactly? What uncool boxes is he checking? Corniness? ("Some people might think he is corny, but I think he's a blessing," former Hoosiers running back Roman Hemby says.) Nonconformity? ("Everyone gives him a hard time, myself included, that he's kind of nerdy," his old high school coach Dave Dunn says.) Stone-cold quirkiness? ("Sometimes he'd just say the stupidest stuff, and you're like, 'What are you talkin' about, dude,'" former Indiana tight end Riley Nowakowski says.) Check, check, check. It's not a bad package, they all say, just not your typical star (or starting) quarterback package. They sort of love it, in fact.

He calls wide receiver Charlie Becker "Chuck-o-nator," and calls Nowakowski something "not PG," and has absolutely no nickname for Curt Cignetti whatsoever, because he does not have a death wish. Cignetti, now going into his third season as Indiana's head coach, makes Bill Belichick look positively joyful. "Yeah, Cignetti's not a nicknames guy," Nowakowski says.

For all his quirks, Mendoza is quick to read a room. Or a sideline. Sometimes Nowakowski would steal a glance at Mendoza and Cignetti conferring in the middle of the game, and snicker at Mendoza's total, if temporary, transformation. The quarterback had to shift gears to disgruntled grouch in order to game plan.

"Nando would get super serious," he says. "Silent. It was like a completely different person."

His eccentricities have an off button. It's just that Mendoza's default setting is on, turned all the way up. Which works. It worked at Indiana -- killed at Indiana, really. And it will work in the NFL, people think. People hope. People are trying to make sure, which is why Plough fielded all those calls in the first place.

"Is he a little different? Yeah," one NFL scout says. "Is that going to be a bad thing? I don't know. The issue that you have is: Can you see him leading your team? Is he going to be the guy that says, 'You ran the wrong route,' and then, 'M-F you,' in the huddle?"

Spoiler: He will not. On the first play of the Big Ten title game against Ohio State, Nowakowski was meant to block the edge on a rollout, but he got beat and Mendoza got crushed. The man can take a beating, but even he had to leave the game for a play, and Nowakowski spiraled. He just let the soon-to-be Heisman winner get destroyed. Their whole season rides on this one guy being able to play ... and now he might not be able to play. The quarterback returned two plays later and waved off Nowakowski's repeated apologies. Mendoza was still in pain but was also still Mendoza. "Jolly," Nowakowski says. No M-Fs in sight. "He was like, 'Dude, I got cracked!'"

But here's a spoiler addendum: He doesn't need to be that kind of leader. Back in 2024, Jayden Daniels had one of the best rookie seasons of all time. The coach who oversaw all that history, Dan Quinn, says the biggest misread on what a young, highly drafted quarterback needs to be is this: "The outside thinks he has to be the leader of the team, right when he walks in the locker room. And that's not the case. Man, learn the system so well you can be counted on in clutch moments. Be a great teammate. Help others get better. But you don't have to go lead by ripping a guy for being in the wrong alignment."

If you're inauthentic, Quinn says, these guys will sniff you out. They don't want to see their young, albeit transcendent, quarterback force leadership that isn't there. They just want to see him really freaking care.

Back in early November, when the Hoosiers were already an endearing story but not yet a mythical one, they survived an unexpected battle at Penn State to stay undefeated. Mendoza had 80 yards and less than two minutes left in the game to try to escape State College with a win, and the effort started with a 7-yard sack. From there, though, it was death by gashing: a 22-yard pass, a 12-yard pass, a 29-yard pass, a 17-yard pass, and a 7-yard touchdown pass that was part brass from Mendoza (two Penn State defenders coming in hot) and part wizardry from his wide receiver (Omar Cooper Jr. toe-tapping a millimeter of grass in the back of the end zone).

After the game, Nowakowski found Mendoza sitting on the bench crying. The quarterback had just authored a game-winning, two-minute fire drill, but he couldn't stop apologizing. He was so sorry because although he led an amazing final drive, he had played only fine the rest of the game, which is why he needed an amazing final drive in the first place. Nowakowski told him to stop; he couldn't always be perfect, and he was already more perfect than most of those guys out there anyway. Pat Coogan, Indiana's center, joined in the rescue effort with some gentle ribbing: "Nando, you are so ridiculous."

Maybe so. But he really freaking cared.

IF MENDOZA WAS emotionally ruined by the thought of less-than-stellar play, it probably had something to do with this: For much of the 2025 season, he went full football whisperer. That ball did what it was told.

On a wet, miserable day last summer in Bloomington, the team was deciding whether it was dismal enough to abandon its 7-on-7. While his teammates deliberated, Mendoza warmed up with the rest of the quarterbacks. There he was, ripping 50-yard dimes with tight spirals as if the ball weren't soaking wet. Nowakowski sought out Grant Wilson, another quarterback on Indiana's roster, because he was curious.

Nowakowski: "Can you throw like that in the rain?"

Wilson: "Are you kidding me? No. Of course not."

Wretched conditions or not, Mendoza had command of the ball -- and its precise location. According to ESPN Research, he overthrew or underthrew his receiver on just 7.1% of pass attempts in 2025, the third-lowest rate in the FBS. He completed 54% of his passes on throws 20-plus yards downfield, fourth best. His receivers dropped only 2.6% of his pass attempts last year, sixth lowest among power conferences, which seems like a credit to Mendoza as much as it is to the team's sure-handed receivers, because if a ball's placement is perfect, what's left to do but not drop it? And he developed one of the

best back-shoulder throws in the game, which scouts coveted for that pinpoint accuracy and for what it told them about his football acumen.

"His football IQ is so high," says Mike Giddings, owner of Proscout Inc., which has worked with 39 Super Bowl teams in its decades of scouting. "Whether it's, 'Oh, he's got him beat. Throw it out in front of him.' Or, 'Oh, he's got him covered, I'm going to back-shoulder it.' To me, that's Peyton-like."

Giddings does plenty of name-dropping. In Mendoza, he sees Philip Rivers-like preparation, Joe Montana-like game management and Andrew Luck-like facility for making the big play when needed.

Because he was, simply, clutch. Mendoza ranked first in the FBS in expected points added per dropback last year overall (+0.52), second in EPA per dropback on third and fourth downs (+0.58), and fourth in EPA per dropback when tied or trailing in the fourth quarter (+0.66).

Yes, he could do with taking fewer sacks. His arm strength is good but not great, certainly not Josh Allen-level obscene. But there just aren't that many pokable spots in his game. The NFL ruling class has spoken: He's the best quarterback in a bad quarterback class. Maybe he's not a Caleb Williams-Jayden Daniels-Trevor Lawrence god-tier prospect, but his biggest green flag as an NFL hopeful might just be his lack of red flags.

"Everything I'm hearing about the kid, he's going to come in as humble as a quarterback who didn't have the success he had," one current NFL general manager says.

He wouldn't be here, in these interview rooms with these teams, if not for that success. But ears sure do perk up when they hear a guy has that kind of outsized success and a normal-sized sense of self.

"A lot of quarterbacks come in and they think they're the man," one scout says. "And they like the fact that he's not an egomaniac."

In this one specific and vital way, Mendoza, king of quirk, is perfectly ordinary.

BEFORE HE WAS anyone's conquering hero, Mendoza was the quarterback no one wanted. Not even his own team.

In the summer of 2023, he was coming off his redshirt season at Cal and seeing about as many snaps in camp as he had the year before: practically none.

"An afterthought," says Plough, who was the team's tight ends coach at the time.

Mendoza had been an afterthought recruit too. Two stars and one lonely power conference offer, and even that, only after Cal came calling a week before signing day because it had lost a quarterback pledge. Now, he was a ghost out there. No reps, which turned into no meeting time with coaches, which turned into him being invisible. It was an exhausting hamster wheel, and Mendoza figured he'd try just about anything to hop off, so he knocked on Plough's door, looking for support. Plough had coached quarterbacks for more than a decade, but since it wasn't his day job at Cal, he told Mendoza he could help out at night.

Starting in August, Mendoza would show up to Plough's office at 9 p.m., then stay until midnight. They'd convene every night that month to mine the basics, a How to Be a Better Quarterback seminar for one. How to learn the offense; how to call plays; how to suss out defensive schemes; how to locate blitzes; how to refine throwing mechanics; how to have pocket presence. By the time the season rolled around, Plough insisted they scale back these "midnight meetings," as they took to calling them, to just Monday through Wednesday. Plough needed to take his wife out for at least one date night or she'd leave him, he said, so Mendoza "let" him have Thursdays off.

Then, about halfway through the season, the Cal coaches, looking for any juice at quarterback, tabbed Mendoza as the starter. Plough thought he might be let off the hook. He was happy for Mendoza but assumed the quarterback would trade his sessions with the tight ends coach for more time with the offensive coordinator.

Right after he was named the starter, Mendoza showed up to Plough's office at 9, like normal. "'Hey, we're still going to meet, right?'"

Their midnight sessions continued for the year, sometimes just bleeding into time together at Plough's house with his family. Plough had met his wife back in college when he was coaching in the sorority flag football league and she played on an opposing team. When this football meet-cute was brought to Mendoza's attention, he had questions. What kind of plays had Plough called? What kind of plays had his wife run? What were those plays called? And why those plays? And how those plays? And ...

"We might have talked for 90 minutes about the plays we were calling in sophomore year, in sororities," Plough says. "But that's just the way his mind works."

He can't let things go. Mendoza "rages to master," Plough says, like all the best quarterbacks the coach has come across. Mendoza can't sleep. Can't move on. Can't think about anything else. Whether it's making sure he thanks you enough for dinner, or thanks you enough for the after-hours tutoring, or wants to get at the root of why that flag football play was called 20 years ago, or wants to intimately understand why that nickel lined up 2 yards outside of the field safety last week, he won't stop, can't stop, does not stop.

"It goes from being a joke, like, 'Oh, that's just Fernando being Fernando, what a goofball,'" he says, "to like, 'Oh, no, that's actually his greatest strength.'"

It will be hard to outwork Mendoza, hard to out-effort Mendoza, Plough says. And impossible to out-Mendoza Mendoza.

BACK AT THE combine, it's the rare stretch of days when Mendoza will be outworked and out-efforted. Because he lapped the 2026 quarterbacks field, he has opted out of workouts. Instead, he'll spend his few days in town reminding anyone who will listen that nothing is set in stone, that this is a job interview, that he still must prove himself. (Nowakowski says this is Mendoza's spiel in private too. "If I asked him right now, 'Do you think you'll be the first pick?' He'll be, like, 'I don't know. Man, I hope so.'")

He won't call it a coronation, though there are plenty of people in Indiana this week willing to do the coronating for him.

Word is he received a standing ovation as he walked through St. Elmo Steak House, one of the city's (and combine's) most revered institutions, just for the act of getting dinner.

Earlier that day, Mendoza walked the length of a hallway that led to Lucas Oil Stadium, where all the workouts he did not have to do were taking place. At the end of the corridor, a police officer with a buzz cut and white beard manned the security checkpoint. He was there to keep overeager fans at bay, but as Mendoza drew closer, hands in his pocket, the officer turned zealous himself: "Theeeeeere's Fernando," he yelled. Then he pointed at the quarterback. "You're a blessing," he told him.

And Friday, after he has completed his news conference duties, Mendoza walks past a different security guard, overseeing a different checkpoint, who pulls him aside. "Mr. Mendoza, we're all so proud of you," she says, then gives him a black bracelet. A token of her appreciation, perhaps, for what Mendoza just did, for what he might do yet.

His response is like so many of his others: earnest and a touch over the top. It's impossible to out-Mendoza Mendoza.

"Oh wow, I love this," he tells her. "Thank you. I love it. God bless you."

He walks away, then turns back one more time for good measure. "Thank you!"

LAS VEGAS REVIEW-JOURNAL

Why is Raiders rookie QB Fernando Mendoza so marketable?

By Mick Akers
April 29, 2026

Even before NFL Commissioner Roger Goodell announced Fernando Mendoza going to the Las Vegas Raiders with the No. 1 pick in Thursday's draft, the rookie quarterback was already inking partnership deals.

Mendoza's star rose last season as he led Indiana to an undefeated season and the university's first football national championship, netting himself the Heisman Trophy along the way.

Mendoza signed name, image and likeness deals during his final college season and then began racking up partnership deals soon after leading Indiana to win the College Football Playoff national championship in January.

It began with LinkedIn, where the business-minded Mendoza changed his status to open to work on the professional networking platform after declaring for the draft. Mendoza, a graduate of Cal's Haas School of Business, kept that partnership going by removing the open to work tag after he was drafted, and LinkedIn had a commercial that featured Mendoza celebrating his entrance into the NFL after being drafted by the Raiders.

Mendoza also inked deals with Taco Bell, US Bank, Adidas, Boss, Epic Games, Keurig, Dr. Pepper, Wheels Up and Pfizer.

Mendoza, with his business acumen, took a purposeful approach to his partnership deals.

"Although the rise and spotlight has been fairly quick, I've always tried to keep my brand standpoint at the forefront," Mendoza told CNBC. "I can show, at the highest level, that not only can I perform on the field, I can perform off the field in any situation. Whether it's a meeting, whether it's a presentation, or whether it's a getting to meet some new great people."

Taco Bell had an advertisement running on Friday on the massive LED billboard on Las Vegas Boulevard and Harmon Avenue, congratulating Mendoza on being drafted.

Leadership exemplified

Mendoza's straightforward approach to football and his wholesome family life off the field quickly built up his fan base. His dedication to his mother, Elsa, who lives with multiple sclerosis, is also a big draw to fans and his partnership companies.

Wheels Up, a private aviation company, announced Mendoza as an ambassador in February and that it was meaningful for him to be able to make travel more comfortable and manageable for his mother.

"At Wheels Up, we strive to remove barriers and give our members and customers the freedom to focus on what matters most," Wheels up CEO George Mattson said in a statement. "Fernando exemplifies

leadership, discipline and purpose both on and off the field. Despite his individual accomplishments, he is a family-first team player who we believe aligns strongly with our brand, and we are proud to support him with a flexible travel approach that ensures the people who matter most can be alongside him."

Mendoza has it all when it come to marketability, according to Natasha Brison, an associate professor at the University of South Carolina's David and Nicole Tepper Department of Sport and Entertainment Management.

"Fernando Mendoza is a brand's dream endorser: excelling both on and off the field," said Brison, whose research focus includes sport marketing, brand management, athlete and coach branding. "On the field, he is tough, consistent and effective. Off the field, he is charismatic, professional and hard-working. In both aspects of his life, Mendoza shows he can be a part of a team (or family) but still lead when it is needed."

Brison said possessing such attributes as Mendoza does explain why he is extremely marketable. She highlighted how the Raiders top pick's choice to stay home in Miami for the NFL draft with his mother and celebrate with his family says a lot about his character and his values.

"His story is about optimism, perseverance and resilience; qualities that brands want to be associated with and want to convey to their consumers," Brison said.

Mendoza brought his family with him last week to Las Vegas for his introduction. The Mendoza family sat around a table with Raiders owner Mark Davis in the dining area of the team's headquarters before Mendoza took the stage to greet the fans.

Latino community opportunity

With Mendoza's Cuban heritage, the quarterback is also primed to tap into the Latino community.

Ana Valdez, president and CEO of the Latino Donor Collaborative, a nonprofit organization that promotes the economic and cultural contributions of the Latino community, says Mendoza is positioned to be a huge hit with Spanish-speaking NFL fans.

There are nearly 40 million Latino NFL fans in the U.S., according to the NFL. With the large segment of Latino fans, the NFL put on a season-long campaign last year called "Por La Cultura" — for the culture — celebrating the community's impact on the game.

The gross domestic product of U.S. Latinos is $4 trillion, which makes it the fifth-largest economy in the world, ahead of the United Kingdom, India and France, according to the Latino Donor Collaborative. Additionally, there can be an organic connection for the Raiders and Mendoza with a faster-growing consumer class, as according to the collaborative, the Latino purchasing power in the U.S. is growing 2.4 times faster than the non-Latino community.

"Even though Mendoza is not Mexican, he's Cuban. For Mexicans in Mexico, all Latinos are brothers and sisters," Valdez said. "In Mexico, there is absolutely no difference. They're brothers, wherever they come from, if they come from a Spanish-speaking country. So yes, in Mexico, he's going to be humongous."

Mendoza's academic achievements align with a nearly 200 percent increase in Latino men earning advanced degrees since 2000, which creates another bridge between Mendoza and the Latino community, Valdez said.

"If you see graduation, Latino kids, when they get their diploma, the first thing they do is go to their parents and give it to them," Valdez said. "Fernando represents that so proudly, right? Some people say even in a nerdy way, but it is so sweet. I think it touches people, especially his mom being unfortunately sick and the devotion that this guy has to her and making important career decisions based on what's best for him, for her."

Raiders fan Michael Gonzales, who attended the fan fest at the team's Henderson facility last week, sees the tie between a past Raiders great in former quarterback Tom Flores, a Mexican American who wore number 15, and Mendoza as the future of the franchise.

"The handoff is pretty cool," Gonzales said. "(Mendoza is) the only Latino to wear 15 again, as a first-round quarterback … It's kind of cool to have that bridge."

Graney: Raiders' new quarterback always puts family first
By Ed Graney
April 25, 2026

It was after his third year at California — having already graduated with a business degree — when Fernando Mendoza transferred to Indiana.

When the quarterback heeded the advice of his mother, Elsa.

"She always saw more in me than I saw in myself," Mendoza said. "At the time, she (challenged) me to take a swing at becoming a great NFL player by transferring and challenging myself in an uncomfortable environment and being uncomfortable in being able to grow.

"She said to step to the plate and if you swing and miss, in 20 years you will know you did everything possible to try and accomplish your dream. I was able to step to the plate and hit a home run last year, so she taught me to have unwavering optimism and to believe in yourself to try and accomplish those goals."

More like a grand slam.

A Heisman Trophy. A 16-0 record and national championship. Being the No. 1 overall draft pick of the Las Vegas Raiders.

Little bro

Mendoza was introduced to the media Friday with his family in attendance. It included his youngest brother, Max, who became even more famous Thursday night when Fernando on national television left Max hanging with a ready high-five after the selection was announced.

"We actually had two post-celebrations when we got the call," Fernando said, smiling. "I had to pick one on TV. I apologized to him. He knows I love him and so I hit him with a dap and hugged him afterwards."

Believe it. Max definitely has a future in broadcasting.

You can tell how much family means to Fernando, how his mother's fight while living with multiple sclerosis is something he and his brothers are intent on making things better for her.

Fernando actually donated $500,000 and launched the Mendoza Family Fund in support of research for MS to work toward a cure for the disease.

His voice cracked Thursday when talking about her, when saying how his mother told him how proud she was following the Raiders making official what most assumed would occur for months.

And her love for him is unwavering.

Elsa, who uses a wheelchair, penned a piece for The Players' Tribune a few days before the Heisman ceremony that saw her son win the ultimate of collegiate football awards.

"You are already everything I could have hoped for as a mother," she wrote. "And that has nothing to do with the miles you throw or the touchdowns you score. It has everything to do with the man you've grown into. As an oldest brother who shows the way. As a hard worker who has an unstoppable spirit. As a Cuban American athlete who represents his community.

"As a leader who lifts up, and lends kindness, even when no one is looking. As a person of faith, who leans on God and trusts Him, even when it's an uneasy road. You have a future that's so bright and a heart that's so full. My gentle giant. My darling son. My buddy. My teammate. I believe in you with every part of me."

Know your team

He has obviously learned well the history of the Raiders, of its deep roots to the Hispanic community. He has more than once pointed out the accomplishments of Jim Plunkett and Tom Flores.

He talks of the responsibility of it all, of it being an honor to uphold the legacy. That he appreciated the Raiders legends who attended his press conference. That what an honor it would be to wear No. 15 (he will do so), that in which Flores sported during his playing career.

Mendoza said he received a text of congratulations from Maxx Crosby. Tyler Linderbaum. Kolton Miller. Kirk Cousins. The latter of whom will, among other things, be the veteran quarterback Mendoza will learn from.

It all seems in place now.

But none of it would mean a thing without those around him he loves, which you saw Friday. His father, Fernando. His younger brother Alberto. Elsa. Max.

All of those who adore him.

"You've never once looked away," Elsa wrote. "You've never once treated me like I'm embarrassing, or deficient, or anything other than someone you love and are standing by. And even as my condition has gotten worse, and as our lives continue to change around that fact: You manage to make me feel like I'm still every part of myself … Like I'm still that same mom."

Burgers, branding and generosity: How Fernando Mendoza left an Indiana legacy
By Adam Hill
March 29, 2026

BLOOMINGTON, Ind. — Outfits and attitudes have changed around this sprawling Midwestern campus as a result of one of the most impressive seasons in college football history.

A nerdy kid from Miami who once committed to play at Yale and eventually transferred from California has made Indiana a football school and once again instilled pride in a fan base that had to go deep in the closet to find old gear that they now wear to everything from class to nice dinners.

The fact Fernando Mendoza has had this kind of impact in just one year on campus isn't that much of a surprise considering the fact he led one of the losingest programs in college football history to an undefeated season and a national championship while winning the Heisman Trophy.

But to explore the true impact of Mendoza Mania, a phenomenon that is likely soon to come to Las Vegas when the Raiders make him the No. 1 pick in the NFL draft, one must look no further than how he dramatically influenced one prominent local restaurateur's condiment usage.

His arrival

It wasn't Mendoza's decision to transfer to Indiana for his junior season that completely turned around the fortunes of Indiana football.

That came a year earlier when coach Curt Cignetti arrived and took the Hoosiers on a stunning run to the College Football Playoff.

Still, there was some skepticism that Cignetti may have been a one-hit wonder. Landing Mendoza in the transfer portal provided some hope, but he was far from a sure thing.

Ed Schwartzman, the owner of campus institution BuffaLouie's, certainly wasn't sold that this was a roster that would make history.

Still, he was intrigued when a representative for Mendoza reached out to gauge interest in adding a branded item to his menu that could help raise money and awareness for multiple sclerosis, which afflicts Mendoza's mother.

He had done something similar with a burrito at La Burrita when he was at Berkeley and was hoping to bring the idea with him to Indiana.

"I didn't know much about him but I Googled him and some reporter gave him a 7 percent chance to win the Heisman," Schwartzman recalls with a laugh. "I sent the link to my team and said, 'Who knows, but someone thinks he has a chance. I think we want to do something to help this guy.' And it wasn't for money for him or us, but for a great cause."

It proved to be a great decision, both personally and professionally.

Mendoza came into the restaurant, along with his brother, Alberto, and two other teammates, to sample several options for the new menu item. He wanted it to tie into his Cuban roots, and the concept they came to a consensus on was a burger with Swiss cheese, hot ham, grilled onions, pickles and mustard.

Yes, mustard on a burger. It was certainly out of the comfort zone of Schwartzman, a native New Yorker who always believed ketchup is for hamburgers and mustard is for hot dogs with no crossover.

But it was for a good cause. And as it turned out, a good person and friend.

Schwartzman started making food for the contingent of Mendoza's friends and family who would attend games each week. He attended playoff games and despite all the attention and demands on Mendoza, the star quarterback would always make time for Schwartzman's 10-year-old son.

"He could not be any nicer," Schwartzman said. "This kid just gets it. His whole family gets it."

'I'd vote for him'

Schwartzman may have had the opportunity to get closer to Mendoza than most around the community, but many fans share the same evaluation of the star quarterback as a person.

Todd Handy has been an Indiana fan his whole life, though he may be more vocal about it these days.

Many of his sweatshirts and hats have been collecting mothballs since the once-dominant basketball program started to fall on hard times.

Football was never even really part of the equation until now.

Now he's fully decked out in crimson and cream as he attends the live broadcast of the women's basketball coach's show at Hoosier Hank's restaurant, a few blocks from campus.

Handy said Mendoza's presence has inspired the entire community and brought people closer together.

"He's just a great representation for Indiana University, Bloomington and our whole county," Handy said. "I think if you're having a bad day and you get to hear Fernando Mendoza talk, it will turn it around. The Las Vegas Raiders are going to be getting a good player for sure, but he's even more special off the field. I hate to see him go, but he's going to be one of those that we're voting on in the political world one day.

"I know I'd vote for him."

Sarah Dubbels nods in agreement.

She attended an event at Dick's Sporting Goods a few weeks earlier where fans had to wait in line in frigid temperatures in the wee hours of the morning just to get a wristband to come back in line later for the chance to shake Mendoza's hand.

But what they also saw was Mendoza taking extra time with everyone, including a woman in a wheelchair later identified as Janet who he got down on one knee next to and engaged in an extended conversation.

"He's kind, generous and classy," Dubbels said. "Las Vegas is getting a good one. He's so nice and polished, but he's strong. He's got grit. He'll get it done. I've seen him get hit so many times and just get up and get the job done."

"He's going to do really well in the NFL. His mentality, his preparation, which is off the charts. He's a football nerd. You're getting a Peyton Manning, Tom Brady-like guy in the classroom. He will overcome any deficiency anyone thinks he might have because he's so smart. If he's on the Raiders, I will follow him and I know he's always going to represent us with class."

Campus impact

Shay Ciezki is the star of the women's basketball team and one of the best players in the Big Ten.

But even she was able to learn something from being around Mendoza as part of the Hoosiers athletic department.

"I got to hang around with him in the summer, and it's so cool to see his work ethic and how much he does that a lot of people don't know or see," she said. "He's always watching film or trying to get on the field to put in extra reps. You can see it in his play and athlete to athlete. It's something I think everyone wants to try to mirror."

His presence is tough to get away from.

Ciezki laughs thinking about a few weeks earlier when the team was in Southern California for a road trip to play USC and UCLA. All of the players were in Hoosiers gear as they walked around town to constant screams and calls about the school's star quarterback.

"You can just see the influence he has that has just taken over our brand across the country," she said. "But he's everything the media shows. He's a great guy. He's fun, and he's a great culture guy. I think Las Vegas is getting one heck of a player."

Her coach, Teri Moran, has been at the school for more than a decade and has had to sit through some difficult football games.

While she appreciates what he has done for the university on the field, the impact he will leave behind off it is what will define his legacy at Indiana to her.

"This group has just been so much fun, but for Fernando being the quarterback, from his interviews to his heart with people to his story with his mom, it's just been awesome for us," she said. "Not just the football program or the school, but our community in Bloomington, as well. This is a close-knit community anyway, but we've traditionally been a basketball school and that all changed this year.

"Indiana has been talked about nationally throughout this whole thing. I have a feeling we'll get more applicants than ever. It's unheard of what they've been able to do. I just can't wrap my head around how they went from the losingest program to national champions and he was such a big part of that in doing it the way he did."

It's a sentiment shared by senior Dalton James, who covers the Hoosiers football team for the Indiana Daily Student.

When he arrived on campus just a few years ago, football was an afterthought.

"Nobody cared," he said. "People went to games because it's fun and it's outside in the fall and you can tailgate and drink. That was all."

Now football games are a national attraction and a major beat for the school paper and all media outlets in the region.

James said one of his biggest challenges has been coming up with new ways to say Indiana won in yet another blowout.

But Mendoza always keeps things interesting and fresh. James and other reporters would often find themselves laughing as they listened back to his interviews and transcribed his quotes.

"He's just so unique, almost a nerd," James said. "But listening to him talk is just so much fun. He's using words like 'conglomerate' and things like that in postgame interviews. Obviously, they didn't lose. But you almost got the sense he would have handled himself the exact same way. He's such a good person to represent the school. You knew when he was going to go up there to talk, whether at the Heisman ceremony or spring practice, he's going to represent the school as best he could. Anytime he was talking, you knew it was going to be good for us."

Mustard guy

He's also been good for business.

Applications are almost certain to rise dramatically as a result of what Mendoza and the Hoosiers did on the field.

A massive section of Mendoza memorabilia in the campus bookstore is reduced to a small table in the corner because they can't keep it in stock.

And the Mendoza Brothers Burger was joined by a Mendoza Brothers Cubano at Schwartzman's other location, Gables Bagels.

As Mendoza's popularity grew, Schwartzman had people all over the country calling the restaurants with their credit card numbers and asking to buy the items for whoever was in the restaurants just to be part of the effort.

Nearly $400,000 has been raised through both sales of the items and other Mendoza-driven initiatives.

Schwartzman gets emotional talking about what it has meant for him to get to know Mendoza and his family, particularly the impact he has witnessed Mendoza having on people.

"He's just so gracious," Schwartzman said.

He also has good taste, apparently. Schwartzman is a devoted convert to a concept he once believed unfathomable.

“Now I only put mustard on my burgers thanks to Fernando,” Schwartzman said.

RAIDERS.COM

Inside Fernando Mendoza's first day as a Raider
By Levi Edwards
April 28, 2026

Fernando Mendoza quietly walked into the Raiders broadcast studio Friday afternoon, greeted by hosts Amber Theoharis, former Raiders receiver James Jones and Pro Football Hall of Fame cornerback Eric Allen.

At 6-foot-5, he looked less like a quarterback and more like an NBA shooting guard as he slid into the far-right seat at the anchor desk and introduced himself. The three hosts asked him a few general questions about how his day was going. With a sly grin, Mendoza kept his answers short and sweet, while very calmly collecting himself.

He glanced at the camera in front of him, then turned to ask, "Is this live?"

"Yes it is," Theoharis replied.

Mendoza's demeanor quickly shifted. The small talk was over as he straightened up, shoulders squared. The hosts saw it happen in real time, what his teammates have probably seen each week before he steps on the field – the moment he locked in.

And as the red dot on the camera turned on, so did he.

"I'm just so blessed for the opportunity," Mendoza said. "And it shows what a first-class organization this is, the support whether it's the alumni, the coaching staff, the teammates, everyone that's reached out, I'm so happy to be a part of it."

This quiet, calm, young man transformed into this charismatic, engaging superstar. He turned into the quarterback the nation fell in love with over the span of the last calendar year for his postgame interviews and big play-making abilities.

In front of that camera, he turned into the guy the Raiders drafted to be their their franchise quarterback.

"You are a very humble kid, [but] this is your team dog," Jones told Mendoza. "Whether you like it or not right now, this is your team walking into the building."

A seriousness once again took over Mendoza..

"Although I've come off as very humble, and pretty fuzzy and warm," Mendoza responded, "at the end of my Indiana career when you have that equity, you're able to be like No. 4 [Brett Favre] and No. 12 [Aaron Rodgers]," as Mendoza name dropped Jones' two quarterbacks with the Green Bay Packers.

"If you ask my teammates ... I wasn't always a nice guy, I was an a-hole sometimes because I wanted everyone to do their one-eleventh, everyone to do their job, hold everyone to an high standard.

However, coming into a new organization, starting from the bottom of the totem pole, I believe that leadership is earned, not given."

Within his first few hours inside Raiders headquarters, Mendoza showed the traits that made him the No. 1 pick — and not just the ones tied to arm strength or footwork. First impressions matter for any rookie, especially one carrying a franchise's hopes, but nothing about his demeanor felt manufactured.

He was simply being himself.

At no point did the moment seem too big, especially when walking into the lobby of the team's facilities to a standing ovation from the staff and team president Sandra Douglass Morgan. His mother, father, aunt and two younger brothers trailed behind him, allowing him to soak in the moment.

"He's always been someone to be open to new things," his father, Fernando Mendoza Sr., told Raiders.com. "Meeting new people, new situations, whether it's a new school or a social environment, that's kind of his demeanor. Kind of observant and pretty open to new experiences. That's who he is."

"He's a pretty reserved guy at times, but he'll wear his emotions on his sleeve," he added of his son's temperament. "I think you could see it come through afterwards, when he could let go and realized, 'Hey, I'm going to be playing for the Raiders.'"

The first hands he shook belonged to four Raiders icons: Super Bowl XV MVP Jim Plunkett, 1985 NFL MVP Marcus Allen and Pro Football Hall of Fame receivers Tim Brown and Fred Biletnikoff.

"I really appreciate all the legends coming out here today," Mendoza said during his introductory press conference. "It means so much to see the alumni and really shows what a first class organization this is. So, I'm stoked and ready to prove it."

Each compliment he received throughout the building, he quickly dismissed, reminding them he is now "back at the bottom of the totem pole."

Yes, the No. 1 overall pick in the NFL Draft said this on numerous occasions as if he's a UDFA coming in to fight for a roster spot.

Don't let the soft smile fool you. Underneath it is a calculated competitor.

"I think part of his calming presence is he's not scared to work," his mother, Elsa Mendoza, said. "He has no fears about working and staying late and being the best he can be. He's just confident that he knows he can outwork anybody.

"He is what you see. It's so funny because once people get to know him, they're really like, 'He really is that person.' He doesn't try to be anything that he's not. He is who he is."

His day wrapped with a tour of the facility and a conversation with owner Mark Davis in the cafeteria.

Then, for one last time, he flipped the switch back on.

He went out to address over 2,000 Raiders fans in attendance for the Festival of Football celebration, playing to a crowd full of nonstop cheers. He high-fived as many hands as he could, not turning down fans the opportunity for pictures.

This included granting an interview to Noelle aka "DJ Cheese" – an 8-year-old Intermountain Health patient and kid reporter for the day. In the midst of crowded event, he crouched down on bended knee to give Noelle his full attention.

He carried himself like someone ready for the NFL spotlight, a role he seems to have been preparing for quietly, naturally, for a long time.

And if Day 1 was any indication, the spotlight won't change him.

LB SEGUN OLUBI

LAS VEGAS REVIEW-JOURNAL

Inside linebacker Segun Olubi's winding, resilient road to Raiders
By Sam Gordon
June 28, 2026

BULLHEAD CITY, Ariz. — A hundred-ish teenagers kneeled around him at Anderson Auto Group Field House, students summoned to the football field, eager to hear the sensei speak. But Las Vegas Raiders linebacker Segun Olubi wanted to hear their voices before camp began, grabbing the microphone to let them know.

"I'm an energy guy," Olubi said, dressed in a long-sleeved Raiders shirt with matching black pants, white socks and orange Nikes.

"So on the count of three, we're going to get the loudest yell we can possibly do. One, two, three."

Silence from the students as Olubi yelled, his face toward the ceiling and his arms extended, prompting some laughs and another request a few seconds later.

"We need some energy. … On the count of three, the loudest yell we got."

Energy matched. Camp underway.

The unvarnished passion with which Olubi organized his football camp in his onetime hometown has steadied him through the cycle of change that resulted in a one-year free-agent deal with Las Vegas. An NAIA recruit turned junior college transfer turned Division II starter turned Division I walk-on, Olubi, 26, is now a fifth-year force of will with a selfless spirit and sterling smile.

The Raiders watched him block a punt off the booming right foot of A.J. Cole in their loss last year to the Indianapolis Colts, seeing his special-teams prowess firsthand. His mother, Yemisi, a physician working in California's Inland Empire, where he also once lived, watched him refuse to yield his dream as they canvassed the country throughout his youth.

"I don't know how to describe it," she said, cheesing after the camp concluded following two two-hour sessions then a break, the first with elementary school boys and girls. Wearing a Bullheads Firebirds Flames shirt, a nod to Olubi's Pop Warner team, she added: "The fact that he would want to come back here and deposit something in this community, it just shows that he's growing into a good man. A man who likes to give back and bring other people along with him in his journey."

Campers were guided through stretches and drills by Olubi's former coaches and teammates, Las Vegas edge rusher Kwity Paye — his former teammate with the Indianapolis Colts — and kicker Kansei Matsuzawa among them. Afterward, the Raiders trio signed dozens and dozens of autographs, drawing out grins they mirrored in photos for which they posed alongside their pupils.

Pizza and waters were also presented free of charge like the rest of the camp, along with black shirts adorned with the greater-than symbol in white across the front.

“It’s really just being greater than your circumstance,” Olubi explained standing 6-foot-1, chock-full of muscle at 233 pounds. “Being greater than any obstacle that comes toward you. And being able to be a pillar of light in your community, regardless of what happens to you in life.”
Regardless of no Division I scholarship offers.

Bullhead City became a base of sorts for Olubi, born in Philadelphia with stints in New Jersey and Minnesota’s Twin Cities — where his parents divorced and his mother did her occupational medical residency — sandwiched around one in Corona, California.

Sports provided a sense of stability and structure amid the constant movement in his youth.

Basketball, soccer and track and field filled Olubi’s idle time, but nothing resonates with him like football does. His mother bought him a Minnesota Vikings uniform for his elementary school’s “pro day,” foreshadowing the next 20 years … and counting.

“Since then, it’s just been this passion for football,” said Yemisi Olubi, from whom he and his brother, Gbenga, inherited their resilience — watching her grind through medical school. “He was able to take different things from different environments, develop adaptability and also learn how to integrate into different groups of people or teams.”

Olubi was in fourth grade when his family landed in Bullhead City, where the Anderson Auto Group Field House hadn’t been conceptualized, much less built. The desert town of 44,493 tucked across the Nevada border and nestled alongside the Colorado River supported his start.

Hence why he came back to host his camp, whether he played in Las Vegas or not.

Said Randy Moreno, a coach at the camp who coached Olubi in football and basketball his freshman year at Mohave High School — keeping in touch with him throughout his career: “There was not a selfish bone in body. Everything about him is how he can give back. Even at that time, I would give him a ride to practice and it was like ‘Coach, ahhh.’ I was like ‘Man, you’re good.’ … Before he was closer, he was still going to come back.”

The move to Corona enrolled Olubi, then a sophomore, at Centennial High School, for which he played across the defense, thriving also on special teams. Sometimes a safety, linebacker or gunner, he never found a positional home.

That “probably didn’t help him out a ton,” Huskies coach Matt Logan said, but it didn’t dim his passion or verve. “The pace and the intensity he played with is where I think we started to see of the separation of what he could become,” even if D-1 programs didn’t.

Without a D-1 scholarhip, Olubi made his way to College of Idaho, a NAIA program in Caldwell, Idaho, for which he played his freshman year. Then came a year at Saddleback College, a junior college in Mission Viejo, California, that led him as a junior to Harding College, a Division II school in Searcy, Arkansas.

All those stops and their corresponding coaches afforded him tangible takeaways he has since applied to his pro career: leadership at Idaho, belief at Saddleback, conviction at Harding, he said. If not for Harding's discontinuation of his economics major, he might not have thought to walk on at San Diego State.

"I think about that too," Olubi said, championing his faith in God. "I don't harbor any type of negative ill will towards anybody, because everything happens for a reason."

Olubi's multi-positional background eased his adjustment to San Diego State, where he impressed on coaches with his processing and speed in addition to his customary all-out effort. With a defensive back's burst and a linebacker's thump, he was an ideal fit for the "Aztec" spot, a hybrid safety-linebacker role akin to the "Lobo" role manned by former New Mexico star (and Chicago Bears star turned Pro Football Hall of Famer) Brian Urlacher.

Depth on the defense — for which he eventually settled at weakside linebacker while serving as a standout on special teams — limited Olubi to seven games his senior year, compromised by COVID-19 and granting him a fifth-year scholarship campaign.

"It was just like one of those things where like — why did it take this long to do that?" said Olubi's defensive coordinator at San Diego State, Kurt Mattix, now Ohio's defensive coordinator. "Because they saw it. He's beating corners and safeties and defensive backs in sprints because he didn't know any other speed other than full-go."

That's in part why Olubi's teammates voted him captain his senior season, the other part being his commitment as their teammate. He led by example, led with friendship, led with connection — and the hard conversation.

"He can look in the mirror and know that he was always giving his best in everything he did," Mattix said. "Unbelievable person to be around. Always had smile on his face, unless he was mad at you because you got after him a little bit."

Though 53 tackles in 14 games, including 3.5 for loss plus a pair of sacks, weren't enough to get Olubi drafted in 2022, a 4.45-second 40-yard dash at his pro day helped him garner attention from NFL teams. First from the San Francisco 49ers, then the Colts, for whom he played the past four years.

Not that he was bothered by that.

"Those hard times, when you're kind of learning to work by yourself, I learned that skill," Olubi said. "I had learned to work in the dark and let that come to light."

And to silver and black.

Las Vegas specials teams coordinator Joe DeCamillis said he's "excited" to coach Olubi, calling him "twitchy," a "difference maker" and noting he has already left a favorable impression.

The Raiders see him as a special teams standout. Bullhead City sees him as a hometown hero.

"For him to come back and to give into this kids and pour back into them, it's great," Moreno said. "A smaller area, it lets these kids know 'If I have discipline and hard work, I can achieve my goals as well.'"

WR TRE TUCKER

RAIDERS.COM

How Tre Tucker's steady growth is a key advantage for the Raiders
By Paul Gutierrez
May 26, 2026

Tre Tucker grew up wrestling.

He also ran track in high school and, obviously, he played football good enough to earn a scholarship from Cincinnati and get selected in the third round of the NFL draft by the Raiders.

But when it comes to his position group in his team's most recent reimagining, the speedy-and-undersized-yet-physical pass catcher sees another sport peering through.

"The receiver room's kind of becoming like a basketball team," Tucker told me on the most recent episode of Upon Further Review. "You've got to have … your role.

"You've got a point guard, you've got your shooting guard, you've got all that. So, really, you want your best three out there and then you want them to complement each other."

Enter Tucker as a modern, albeit, gridiron combo of Phil Jackson, Gregg Popovich, Pat Riley, Red Auerbach and Becky Hammon.

"If I was a coach, I would want my best three [receivers] out there and I want all different skillsets, you know, because it kind of gives you flexibility to do what you want," Tucker continued. "But, we've just got to all do our job. We've got to execute and when the ball's thrown to us - catch, block - good things will happen."

So is the 5-foot-8, 182-pound Tucker running the point on a fast break, or filling up the basket as a three-point bomber from the outside, figuratively speaking?

Tucker paused.

"Wherever they need me," he chuckled. "I just say, Wherever they need me.

"So, we'll see."

Ever the team player, Tucker has also assumed another role, another title.

For all intents and purposes, as the Raiders enter Week 2 of OTAs, Tucker is WR1.

And why not? He led the Raiders with 696 receiving yards last season and had five touchdown catches. And, while the Raiders did add Jailon Nailor and Dareke Young in free agency and used a sixth-round draft pick on Malik Benson, the only other returners to the WR room with more than four career starts

are second-year guys Jack Bech (20 catches for 224 yards in 16 games, five starts) and Dont'e Thornton (10-135 in 15 games, eight starts).

Much to the consternation of fans, the Raiders did not necessarily address the need for the prototypical "X" receiver on the outside this spring.

And yet…

New coach Klint Kubiak was intrigued enough by Tucker's skillset that he name-dropped him several times, unprompted, this offseason.

So I asked him specifically about Tucker.

"He can run all day," Kubiak said. "He's a quiet leader, a guy that we're going to put in a leadership role. He's got to be a playmaker for us, and he has been. And now let's go see what else we can get out of him."

So does Tucker remind Kubiak of another player he coached previously?

A slight smile crossed Kubiak's face, no doubt thinking about Tucker's 4.37-second 40-time at his pro day.

"Yes," he said. "Sometimes that's not fair to say out loud, but when you've got a guy that's that size and that competitive and works that hard, there's not a whole lot of humans on the planet that can put as many yards on the field at that high of a speed.

"So he's been really impressive."

And therein lies the rub.

Tucker is entering his fourth NFL season…with his fourth different NFL coach.

From the guy who drafted him in Josh McDaniels to Antonio Pierce to Pete Carroll to Kubiak.

Different coaches. Different mindsets. Different philosophies.

Tucker exhaled.

"At the end of the day, you don't want that," Tucker said. "You wish to have the same head coach all four years but, you know, that's the nature of the business. I think the best thing you can do is just be a pro and be able to adapt."

And therein lies the potential for growth for a purported WR1

"It's obviously going to be new schemes, new changes, and I think the great ones, the ones who last so long, they're able to adapt … and keep going and adjust to all the new changes," he said.

"The hidden thing that people don't realize is you get to learn. You learn ball. I've been in a bunch of different schemes, but I've learned different things in each scheme … the whys. I've been blessed to be able to have different schemes and learn different ways how to play football and each one has impacted me in a way and I've taken something from it."

Throw in the fact that Tucker is also breaking in a pair of new quarterbacks in 15th-year vet Kirk Cousins and rookie Fernando Mendoza and, well…

"I'm not gonna lie, I'm a huge fan of Kirk Cousins," Tucker said, adding that he watched his star turns on the Netflix series "Quarterback."

"Seeing him in person, he's probably top 3 funniest on the team. His demeanor, he's top 3 funniest. Like, every day Kirk does something and I'm just like, Oh my gosh … great personality, great human being and definitely excited we got him."

Yes, Tucker said Kirko Chainz and the Nandolorian "100%" nailed their "Step Brothers" appearance on the Raiders' schedule-release video.

"Those two personalities are great for each other," Tucker said.

And what of Mendoza?

"He's awesome, he's a tremendous rookie," Tucker said. "I'm very excited for him, he's gonna have a very bright future. The one thing that really impresses me, being the No. 1 overall pick, just so you know, his work ethic, his detail, attention to detail.

"I'm a football junkie, so I watch a lot of things on film. Sometimes I watch guys who aren't even in, just to see what they're doing, and he's always behind taking mental reps and that just shows that he's gonna be a great player one day and his future is very bright."

With his versatility and adaptability, you might say the same of Tucker, the wrestler-turned-track star-turned-WR1.

S TREYDAN STUKES

LAS VEGAS REVIEW-JOURNAL

Hill: Dad's book offers life lessons for Raiders' 2nd-round pick
By Adam Hill
May 2, 2026

Treydan Stukes couldn't help but read the words in his dad's voice.

It was the same affirmations and lessons the Las Vegas Raiders second-round draft pick had been hearing in his home his entire life.

This time, they were printed in a book.

"The Self-Centered Perspective: Using Self-Mastery, The Power of Introspection, and Choice to Balance Life's Ups and Downs," is the title of the 2024 work produced by Treydan's father, Ray Stukes Jr.

The book synopsis says it "will help you achieve a higher quality of life by arming you with the understanding, confidence, positivity, and fulfillment you may not have thought possible in your life."

But the lasting lesson the rookie defensive back took from it is one that has been ingrained in him since he was a child and one he carries with him on the field.

H.E.A.R.T.

"It's Humility, Efficacy, Accountability, Resilience and Trustworthiness," Stukes said after a rookie minicamp practice Saturday. "I wear it on my wrist every day, just to remind myself, those are the values I want to show and prove to myself every single day in life and in football. So, yeah, I think that's the main thing, that's the main takeaway from that one, for sure."

He has done a great job of it thus far.

While his physical talents greatly improved over six years of building size and strength at Arizona, it's difficult to find a scouting report on Stukes that doesn't lead with character, intelligence and leadership.

He arrived in Tucson as a walk-on who was a 4.0 student in high school and a zero-star recruit who weighed 150 pounds and had no legitimate offers.

Stukes was welcomed into the program only because his father's former college position coach Paul Rhoads was the defensive coordinator and cracked the door open by sharing high school tape with the rest of the coaching staff.

But his heart, or H.E.A.R.T., became immediately evident. Stukes was on scholarship the next season and named captain three times under two coaching staffs.

He starred on the field and off, even opting to stay loyal to Arizona when other offers arose and his program appeared to be in turmoil.

His character shines through every time he speaks. And he just so happens to be really good at football.

Stukes is a versatile defensive back who will serve a variety of roles in Rob Leonard's defense. But he's not about to stop growing as a person or a player just because he completed an unlikely journey to the NFL.

"I think building a great team starts with being a great teammate first, and that's something I learned the importance of throughout my entire football career, honestly," he said. "And coming in as a rookie, you want to be confident, you want to be ready to learn, but you want to learn from the vets.

"You want to learn from the coaching staff. And that's what I'm here to do. I'm going to steal knowledge from everyone I can. I'm going to copy the vets that have done it right and have been succeeding for years at this at this level."

It's the kind of mentality that allowed him to traverse a road paved in the adversity of being overlooked at every stop along the way.

"My path was never the most perfect path, or what you would draw out for yourself," he said. "It's hard to imagine yourself at the highest point watching the best of the best in the world when you're in those times. But I just kept trusting the process, trusting the people I love, and trying to gain knowledge everywhere I was. And I just kept getting confident, more and more confident in my abilities as I kept getting older and wiser.

"And, I'm super happy to be here now."

Those are lessons that go beyond what you can read in a book. Unless your dad wrote it.

"I read the book, obviously in his voice, and it had just taken me back to being in fourth grade, first year of tackle football," Stukes said. "The things he's telling me are the same things he's writing down.

"So, it was definitely cool to read it in a book and realize that he's been teaching me that stuff my entire life."

RAIDERS.COM

Treydan Stukes leaned on personal values to transform from unrecruited prospect to Raiders' second-round draft pick

By Levi Edwards
April 24, 2026

Treydan Stukes had to believe himself when not too many people would.

This unmovable faith has shaped his life on and off the football field. It's how the safety without a single FBS college scholarship to his name has become a Las Vegas Raider.

A Goodyear, Arizona, native, Stukes was unranked as an undersized prospect in his home state which led to him walking on at the University of Arizona.

Fast forward six years, a few added inches in height and some lean muscle mass on his once deemed "undersized" frame, Stukes worked his way into becoming regarded as one of the top defensive backs in the nation.

"I think it all falls down to my values," Stukes said via Zoom as he reflected on his journey to the NFL.

"I kind of go by the motto, 'Heart, humility, efficiancy, accountability, resilience and trustworthiness.' I've used those values at every level in every stage of my life. It's just helped me grow and keep striving to be my best in all aspects of my life ... and I think that's what's allowed me to have the growth that I've had from being a walk-on to now."

His instinctual nature and ability to read offenses is what's made him thrive. He complied seven interceptions, 29 pass deflections and 12 tackles for loss in his time with the Wildcats.

Needless to say, his ability to find his way to the ball is what led him up the draft board.

"Mindset is a huge part of that," Stukes said of his knack for creating turnovers. "I think getting the ball back to your offense is obviously going to be the most important thing you can do as a defender. And being a defensive back, you get the most opportunities in the pass game. ... I think a lot of teams, and honestly, football as a whole has kind of recognized the value of turnovers, and I value that as highly as anything on the football field."

Along with Stukes' ability to make plays on the ball, he brings versatility to the Raiders secondary. He lined up in multiple spots in college, ranging from free safety, box safety, nickel corner and even outside cornerback.

"I'm willing to play any of them. ... I've got some good reps at pretty much every defensive back position," he said. "So, wherever the coaches want me, whatever the coaches see me fitting best, I'm willing to do, and whatever I can play to help the team win games, that's where I'm at."

Regardless of where Stukes lines up for the Raiders, his path to the NFL is still something to marvel at. And as he embarks on this new chapter, he'll continue to trust the process which has led him to this point.

"If a guy like me with zero stars out of high school can make it to this point, anybody is capable of doing whatever they want if they are disciplined and they put in the work and effort that it takes to be prepared for their moment to shine."

RB MIKE WASHINGTON JR.

RAIDERS.COM

Raiders RB Mike Washington Jr.'s ambitions come with no ceiling
By Paul Gutierrez
May 1, 2026

Mike Washington Jr. has goals.

BIG goals.

And the Raiders' fourth-round draft pick doesn't really care if you think he's aiming too high. After all, this is a well-traveled running back whose college career took him from Buffalo to New Mexico State to Arkansas to the NFL and Las Vegas so confidence and, yes, discipline have played major roles in his journey.

When he said in the afterglow of the Raiders using the No. 122 overall draft choice on him that he was "looking to be a legend [and] I'm going to be a legend," it deserved a follow up. As in, what, exactly, did he mean by that?

"It means I'm gonna do everything that I say," Washington told me without flinching on the most recent episode of Upon Further Review. "I'm looking to put on a Gold Jacket, you know? And I know it's big words, but I have high expectations of myself and I've always been that way.

"Some people may hear this and they laugh, but people have been laughing at me my whole life. So I always use that as a chip on my shoulder just to prove everybody wrong. So that's what I mean by that – I have super high expectations of myself and I will exceed those."

There's no laughing in this corner. After all, you have to be sure of yourself to make it in the NFL, let alone life. And discipline, as noted before, has set him on that path.

Consider: Washington's father is a major crimes investigator for the Utica (N.Y.) Police Department, his mother is the founder and executive director of the Patty-Roy Foundation, a nonprofit to help the homeless, and his older brother is a former Marine and bodybuilder who is now a police officer in Dallas.

"It was instilled in me since Day 1," Washington said.

"Now, that's kind of just what I implement into my game, into my routines, just being disciplined. And not motivated. Because being motivated is an emotion, it comes and goes. But discipline is something you do whether you're sad, happy, tired. It has nothing to do with motivation. [Discipline] is doing it on a day-to-day basis, no matter how you feel."

And those are things Washington can control.

What he was "blessed" with is size (6-foot-2, 228 pounds), speed (4.33 in the 40) and agility (a 39-inch vertical).

Washington smiled.

"With the genetics thing, I mean, it's talent," he said, "but it's hard work at the same time. I've been gifted with genetics and being able to have this talent, but my hard work has met my talent. So now, I'm able to excel at whatever I really put my mind to."

Touché.

All of which begs the ultimate X's and O's question on Day 1 of rookie minicamp - how does Washington, who averaged 6.4 yards per carry in rushing for 1,070 yards and 8eight touchdowns last fall, fit in a backfield already boasting last year's No. 6 overall draft pick in Ashton Jeanty, who was a 25-yard pickup away from a 1,000-yard rookie season?

Think of last year's Super Bowl champions and remember who called plays for the Seahawks with a pair of productive backs. Yeah, that was new Raiders coach Klint Kubiak, then Seattle's offensive coordinator, who worked with new Raiders OC Andrew Janocko, then Seattle's QB coach.

"Yeah, I mean, we were excited to get him, for sure," Raiders director of college scouting Brandon Yeargan said of Washington. "Super productive, high character.

"We feel like he's a really good fit for Coach Kubiak and Andrew's scheme in the wide-zone system. So, pretty fired about him, and the person he is too."

In Kubiak's two-headed rushing attack, Kenneth Walker III rushed for 1,027 yards and five TDs and won Super Bowl MVP honors while Zach Charbonnet rushed for 730 yards and 12 scores.

So THAT's how Washington, who told me he is most comfortable running in "any type of gap scheme and zone schemes," fits with the Raiders.

In fact, former Raiders linebacker-turned-Raiders radio analyst Kirk Morrison already has a nickname for the duo of Jeanty and Washington – the Silver Surfer and Black Lightning.

Washington smiled. Again.

"Really, honestly, just complement him," Washington said of joining Jeanty. "Then being a sponge. Being a sponge will be my biggest asset because I'm a huge sponge and I like to learn from everybody."

On every stop.

But especially on that initial jaunt from Buffalo to Las Cruces, N.M., where his eyes spied something different.

"Never seen a mountain a day in my life," he said. "First time going out there, seeing mountains, seeing the tumbleweeds, I was just like, 'Whoa, am I in a cartoon or something?'

"It was wild, but it was a huge culture shock going out there. Super hot, too."

Hot? Well, then, welcome to Las Vegas, city of immeasurable goals.