



CLEVELAND BROWNS




2025 REGULAR SEASON

WEEK 17 · SUN 12/28 · 1:00 PM EST



X



GAME RELEASE

PITTSBURGH STEELERS vs. CLEVELAND BROWNS

CLEVELAND BROWNS WEEKLY GAME RELEASE

SUNDAY, DECEMBER 28, 2025 | 1 P.M. ET | HUNTINGTON BANK FIELD | CLEVELAND, OHIO



VS.



2025 SCHEDULE

REGULAR SEASON (3-12)

1	Sep. 7	CINCINNATI BENGALS	L, 16-17
2	Sep. 14	at Baltimore Ravens	L, 17-41
3	Sep. 21	GREEN BAY PACKERS	W, 13-10
4	Sep. 28	at Detroit Lions	L, 10-34
5	Oct. 5	MINNESOTA VIKINGS (London)	L, 17-21
6	Oct. 12	at Pittsburgh Steelers	L, 9-23
7	Oct. 19	MIAMI DOLPHINS	W, 31-6
8	Oct. 26	at New England Patriots	L, 13-32
9		BYE WEEK	
10	Nov. 9	at New York Jets	L, 20-27
11	Nov. 16	BALTIMORE RAVENS	L, 16-23
12	Nov. 23	at Las Vegas Raiders	W, 24-10
13	Nov. 30	SAN FRANCISCO 49ERS	L, 8-26
14	Dec. 7	TENNESSEE TITANS	L, 29-31
15	Dec. 14	at Chicago Bears	L, 3-31
16	Dec. 21	BUFFALO BILLS	L, 20-23
17	Dec. 28	PITTSBURGH STEELERS	1 PM/CBS
18	TBD	at Cincinnati Bengals	TBD

BROWNS COMMUNICATIONS STAFF

PETER JOHN-BAPTISTE, CHIEF COMMUNICATIONS OFFICER
pjohnbaptiste@haslamsports.com, (440) 891-5015

DAN MURPHY, DIRECTOR, FOOTBALL COMMUNICATIONS
dmurphy@clevelandbrowns.com, (440) 824-3659

JORDYN WHITE, DIRECTOR, COMMUNITY & CORPORATE COMMUNICATIONS
jwhite@clevelandbrowns.com, (440) 824-6175

DOMINIQUE PAGE, MANAGER, COMMUNICATIONS
dpage@clevelandbrowns.com, (440) 891-5025

VICTORIA GUERRA, COORDINATOR, COMMUNICATIONS
vguerra@clevelandbrowns.com, (817) 905-7330

ZACH OLSON, INTERN, COMMUNICATIONS
zolson@clevelandbrowns.com

KRISHA SANGHAVI, FELLOW, COMMUNICATIONS
ksanghavi@haslamsports.com

BROWNS ONLINE MEDIA CENTER

The Browns PR staff invites media members to utilize the Browns Media Center available at browns.1rmg.com.

The online media center is updated daily and includes information to better assist media cover the team. All information is available to view, download and print on the site and is available via desktop or mobile platform.

If you have any questions, please contact a member of the Browns PR staff.

WEEK 17 VS. STEELERS

The Browns close the home portion of the 2025 season hosting the Pittsburgh Steelers at 1:00 p.m. on Sunday, Dec. 28. The Browns are 42-29-1 all-time against the Steelers at home and have won the last three meetings at Huntington Bank Field.

BROADCAST INFORMATION

TELEVISION: CBS

Play-by-Play: Jim Nantz

Analysts: Tony Romo

Sideline Reporter: Tracy Wolfson

UNIVERSITY HOSPITALS CLEVELAND BROWNS RADIO NETWORK

92.3 The Fan (WKRK-FM), 850 ESPN Cleveland & WNCX (98.5 FM)

Play-by-Play: Andrew Siciliano

Analyst: Nathan Zegura

Sideline Reporter: Je'Rod Cherry

1300 AM LA MEGA (ESPAÑOL)

Play-by-Play: Rafa Hernández-Brito

Analyst: Gustavo Luques

SIRIUSXM

85 or 225

UPCOMING MEDIA SCHEDULE

WEDNESDAY, DECEMBER 24

10:45 a.m. - Bubba Ventrone available

11:00 a.m. - Tommy Rees available

11:30 a.m. - Jim Schwartz available

12:15 p.m. - Practice*

After practice - Open locker room

THURSDAY, DECEMBER 25

No scheduled availability

FRIDAY, DECEMBER 26

11:00 a.m. (approximately) - Running backs coach Duce Staley and linebackers coach Jason Tarver available

12:00 p.m. - Practice*

After practice - Kevin Stefanski available and open locker room

SATURDAY, DECEMBER 27

No scheduled availability

SUNDAY, DECEMBER 28

1 p.m. - Pittsburgh Steelers vs. Cleveland Browns

*Regular Season Practice Access

- Last week, DE Myles Garrett recorded half of a sack to extend his Browns single-season sack record to 22.0. He's tied for the third-most sacks in a season in NFL history. He is half of a sack away from tying the NFL single-season sack record. Garrett has recorded at least half of a sack in each of the past nine games. Garrett is leading the NFL this season in sacks (22) and tackles for a loss (32). Garrett is the first player in NFL history to record at least 12 sacks in six consecutive seasons (2020-25) and he is the only NFL player to record at least 10 sacks in each of the past eight seasons (2018-25). With 124.5 career sacks, Garrett passed Reggie White (108) for the most sacks by a player under the age of 30. Garrett turns 30 years old on Dec. 29, 2025.
- The Browns are second in the NFL in total defense, allowing just 277.8 yards per game. The team is first in pass defense (164.1 yards per game) and 14th in run defense (113.7 yards per game). The Browns haven't allowed a 300-yard passer in 43 consecutive games, the longest active streak in the NFL and the longest streak by any NFL team since the Colts went 52 games from 2005-08. The Browns are also leading the NFL with 108 tackles for a loss and rank third with 49 sacks. The club's 49 sacks are tied for the most all-time by a Browns team in a season.
- Two Browns were selected for the 2026 Pro Bowl Games. DE Myles Garrett and CB Denzel Ward were selected with Garrett being voted as a starter. Garrett was selected to his seventh Pro Bowl, the most by a Browns defensive player and are tied for the fourth-most in team history. Ward was selected to his fifth career Pro Bowl as he passed Frank Minnifield (four) for the most Pro Bowl selections by a Browns corner.
- All seven members of the Browns 2025 draft class have made a significant impact this season:
 - First round pick DT Mason Graham has recorded 39 tackles, half of a sack, six tackles for loss, four passes defended and helped anchor a defense that is second in the NFL in total defense. His six tackles for a loss rank tied for eighth among all NFL rookies this season.
 - Second round pick LB Carson Schwesinger is leading the team with 137 tackles, while adding two interceptions, 2.5 sacks and 11 tackles for a loss. He is leading all NFL rookies in tackles and tackles for a loss and is tied for second in interceptions. Schwesinger is one of two NFL rookies to record at least two interceptions and at least two sacks this season. His two interceptions are the most by a Browns rookie since CB Denzel Ward recorded three in 2018. Schwesinger has recorded double-digit tackles in seven games this season, including each of the past six games, the longest current streak in the NFL. His stretch of six consecutive games with at least 10 tackles is the longest in the NFL this season. His 137 tackles are the most by a Browns rookie since the team's return in 1999. Schwesinger was named the NFL Defensive Rookie of the Month for November.
 - Second round pick RB Quinshon Judkins is leading the team with 827 rushing yards and seven rushing scores. Earlier this year, he became the first Browns player ever to record at least 70 scrimmage yards in each of their first four career games. He is tied for

the lead among all NFL rookies in rushing touchdowns and ranks second in rushing yards. Judkins became the first Browns rookie with multiple games with at least two scrimmage touchdowns since RB Nick Chubb in 2018. Judkins' 827 rushing yards are the fifth-most by a Browns rookie in a season.

- Third round pick TE Harold Fannin Jr. is leading the Browns with 70 receptions, the most by any Browns rookie. He is leading all NFL rookies in receptions and is fourth in receiving yards (701). His 701 receiving yards are the most by a Browns rookie TE and the sixth most by any Browns rookie. He has added five receiving touchdowns and one rushing touchdown. Fannin recorded eight receptions for 114 yards vs. Tennessee (12/7) and joined Ozzie New some (124 on Nov. 5, 1978) as the only rookie tight ends in Browns history to record 100-yards receiving in a game.
- In six career starts, third round pick QB Dillon Gabriel has seven touchdown passes and two interceptions. He began his career with 121 passing attempts without throwing an interception until throwing his first in the third quarter at New England (10/26).
- Fourth round pick RB Dylan Sampson has recorded 116 rushing yards and 259 receiving yards with two touchdowns. His 66-yard touchdown catch at Las Vegas (11/23) is the Browns longest play of the season.
- Fifth round pick QB Shedeur Sanders became the first Browns rookie QB to win his debut start since Eric Zeier in 1995. Sanders completed 23 of 42 passes for 364 yards with three touchdowns and one rushing score vs. Tennessee (12/7) and joined Joe Burrow (Week 7, 2020) as the only rookie quarterbacks in NFL history with at least 350 passing yards, three touchdown passes and one rushing touchdown in a single game. Sanders' 364 passing yards are the most by a rookie in a game in 2025.
- CB Denzel Ward has recorded 38 tackles, one interception and eight passes defended this season. He has 18 interceptions in his career and with one more he will extend his streak of recording at least two interceptions every season since being drafted in the first round by the Browns in 2018. He also needs just two more passes defended to reach double-digits in every season of his career. The five-time Pro Bowler has 103 career passes defended, the most by any player in the NFL since 2018. He is one of just five active players with at least 100 career passes defended.
- CB Tyson Campbell joined the Browns via trade prior to Week 6. In 10 games with the Browns, he has recorded 47 tackles, one interception (returned for a touchdown), 10 passes defended and one forced fumble. He is tied for fifth in the NFL this season with 16 passes defended.
- Last week, G Joel Bitonio appeared in and started his 176th career game, tied for the 10th most on the Browns career games played list. His 176 career starts are the most by a Brown since the team returned in 1999. Bitonio has been selected to seven career Pro Bowls.

WHAT TO LOOK FOR THIS WEEK

TEAM

- The team has gone 43 straight games without allowing a 300-yard passer, the longest streak in the NFL and the longest streak by any NFL team since the Colts went 52 games from 2005-08.

DE MYLES GARRETT

- Half sack away from the NFL single-season record. TJ Watt and Michael Strahan both hold the record at 22.5.
- Can become the first player in NFL history with three games in a season with at least four sacks.
- His 124.5 sacks are the second most sacks by a player in their first nine seasons since 1982, trailing only Reggie White's 137.
- Aims for a half sack in ten straight games.
- Has at least half a sack in every home game this season.

TE DAVID NJOKU

- 87 career receiving yards away from the ninth most by a Brown. Will pass Brian Brennan (4,148).
- 181 receiving yards away from having the second most by a tight end in Browns history.

LB CARSON SCHWESINGER

- Aims for eighth game this season with double digit tackles and seventh in a row.

CB DENZEL WARD

- Needs two pass deflections and one interception to extend feat as only player in NFL with at least 10 pass deflections and two interceptions in first eight seasons.
- Two interceptions from 20 career.

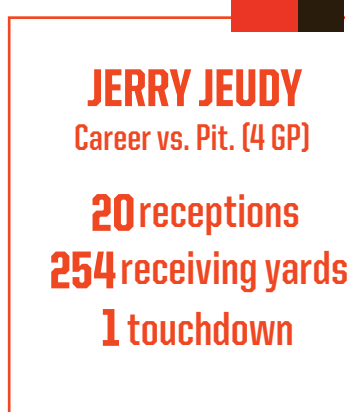
STANDOUT PERFORMANCES VS. STEELERS



MYLES GARRETT

Career vs. Pit. (15 GP)

46 tackles
13.0 sacks
4 forced fumbles
1 fumble recovered



JERRY JEUDY

Career vs. Pit. (4 GP)

20 receptions
254 receiving yards
1 touchdown



DENZEL WARD

Career vs. Pit. (14 GP)

54 tackles
2 interceptions
1 touchdown (FR)
13 passes defended



GRANT DELPIT

Career vs. Pit. (8 GP)

57 tackles
1 interception
1 pass defended



BROWNS GIVE BACK

The Browns have a unified and focused philanthropic mission with “Browns Give Back” that extends throughout Northeast Ohio. Led by Dee and Jimmy Haslam, Whitney and JW Johnson, David Jenkins, Andrew Berry and Kevin Stefanski, the entire Browns organization - coaches, players and front office members - are dedicated to creating meaningful impact in the communities in which we live and work by investing their time and resources under the Browns Give Back platform.

The target of these endeavors devotes to three focus areas: **EDUCATION**, **YOUTH FOOTBALL** and **EQUITABLE OPPORTUNITIES** across Northeast Ohio and beyond.

QUINSHON JUDKINS - WINTER WARM-UP

On Tuesday, Dec. 16, Browns rookie RB Quinshon Judkins continued the Browns Month of Giving with his annual Winter Warm-Up event. Judkins partnered with the HumanFirst Foundation at Ginn Academy High School to give back to local kids, providing free meals, warm winter coats, and gaming trucks. Judkins was also joined by QB Shedeur Sanders and CB Tyson Campbell.



SITG! ETHLETE ACADEMY - TEVEN JENKINS

The Browns and Stay in the Game! Attendance Network traveled to the Ethlete Lab Academy. Students from Bay Middle School had the opportunity to immerse themselves in the world of video games as a way to connect, compete and grow. During this visit, they were joined by mascot Chomps and Browns G Teven Jenkins to reward students for excellent school attendance.

Students explored the high-end gaming lounge, offering a variety of virtual gaming experiences that foster positive learning and teamwork and listened to Jenkins who stressed the importance of attendance.



Launched in 2019 by the Cleveland Browns Foundation, Ohio Department of Education and Workforce and Harvard's Proving Ground, the SITG! Attendance Network, now managed by Battelle, works together to reduce chronic absenteeism by bringing together experts, partners, and communities. SITG! Attendance Network partners with the Columbus Crew, FC Cincinnati, and Pittsburgh Steelers to support attendance efforts throughout the state of Ohio. Together, Stay in the Game! partners with 212 districts and impacts more than 566,000 students throughout. For more information, visit <https://stayinthegame.org/>

SITG! BROWNIE ON THE BLACKBOARD - REX SUNAHARA & CEDRIC TILLMAN

As part of the Browns' continued Month of Giving efforts, LS Rex Sunahara and WR Cedric Tillman visited Brook Park Elementary to celebrate the holiday season and recognize the school's improved attendance. Stay in the Game! hosted a fun-filled winter visit featuring Minute-to-Win-It games and holiday crafts, including clay snowman decorating. Leading up to the visit, students searched for Brownie, the Browns' mascot, who was hidden throughout the school. During the event, students participated in activities, interacted with Sunahara and Tillman, and were rewarded for their commitment to showing up every day. Two students with perfect attendance were gifted tickets to attend the Browns vs. Bills game at Huntington Bank Field with their families.



THE HEAD COACHES

BROWNS HEAD COACH KEVIN STEFANSKI



Head Coach Kevin Stefanski became the 18th full-time head coach in franchise history on January 13, 2020. In Stefanski's six years, the Browns are 43-56 (.434). The two-time Associated Press NFL Coach of the Year led the Browns to two postseason appearances and two 11-win seasons, becoming the second coach in club history to record multiple seasons with at least 11 regular season wins (Paul Brown, 1951 and 1953). In his first season, he led the club to their first playoff appearance since 2002 and first playoff victory in 26 years, earning him his first AP Coach of the Year award. Prior to Cleveland, Stefanski spent 14 seasons with the Minnesota Vikings in various roles. Stefanski joined the Vikings in 2006 as an assistant to the head coach, assistant quarterbacks coach (2009-13), tight ends (2014-15) and lone season (2016) coaching running backs. From 2017-18, he coached the quarterbacks and added the role of interim offensive coordinator for the final three games in 2018 before being named the team's offensive coordinator in 2019. Stefanski played defensive back at University of Pennsylvania, where he recorded 49 tackles, a forced fumble and one fumble recovery in 10 games played.

COACHES COMPARISON

Kevin Stefanski		Mike Tomlin
43-56 (.434)	Record as Head Coach	192-113-2 (.629)
43-56 (.434)	Record with Current Team	192-113-2 (.629)
3-12 (.200)	2025 Overall Record	9-6 (.600)
6	Years as Head Coach with Team	19
6	Years as Head Coach in NFL	19
20	Years in the NFL	25

STEELERS HEAD COACH MIKE TOMLIN



Mike Tomlin is in his 19th season as head coach of the Pittsburgh Steelers. After winning Super Bowl XLII, He became the youngest head coach in NFL history to win a Super Bowl (age 36), as well as the fastest Steeler head coach to win the Lombardi Trophy (2nd season as HC). Tomlin enters 2025 with 18 consecutive .500-or-better seasons, the longest streak to begin a coaching tenure in NFL history. Tomlin is one of only two active head coaches in the National

Football League with over 180 victories, and has helped guide Pittsburgh to seven AFC North titles and 12 playoff appearances, as well as two trips to the Super Bowl. In 2024, Tomlin led the Steelers to double-digit wins (10) for the 11th time under his tenure. Before arriving in Pittsburgh, Tomlin held coaching positions with the Tampa Bay Buccaneers (2001-05) and the Minnesota Vikings (2006).

WEEK 17 VS. STEELERS

WEEK 17 AFC NORTH SCHEDULE



BALTIMORE AT GREEN BAY
Dec. 27, 8 P.M. ET



ARIZONA VS. CINCINNATI
Dec. 28, 1 P.M. ET



A LOOK AT THE NEXT GAME



CLEVELAND AT CINCINNATI
TBD



The Cleveland Browns and Cincinnati Bengals are set to face off in Week 18. In their previous meeting this season, Cincinnati defeated Cleveland 17-16. The Browns look to secure their first road victory against the Bengals since 2021.

WEEK 18 AFC NORTH SCHEDULE



BALTIMORE VS. PITTSBURGH
TBD




2025 NFL REGULAR SEASON RANKINGS

	BROWNS	STEELERS
Points PG	16.4 (31)	24.3 (11)
Total YPG	266.3 (30)	301.0 (27)
Rushing YPG	96.9 (28)	101.7 (26)
Passing YPG	169.4 (30)	199.3 (21)
Points APG	23.7 (20)	23.3 (17)
Total Defensive YPG	277.8 (2)	363.1 (28)
Rushing Defensive YPG	113.7 (14)	113.8 (15)
Passing Defensive YPG	164.1 (1)	249.3 (30)
Turnover Ratio	-6 (28)	+9 (6)


SERIES HISTORY

REGULAR SEASON GAME RESULTS VS. PITTSBURGH STEELERS (SINCE 2000)			
Team	Date	Result	Score
Pittsburgh	9/17/00	W	23-20
at Pittsburgh	10/22/00	L	0-22
Pittsburgh	11/11/01	L (OT)	12-15
at Pittsburgh	1/6/02	L	7-28
at Pittsburgh	9/29/02	L (OT)	13-16
Pittsburgh	11/3/02	L	20-23
at Pittsburgh	10/5/03	W	33-13
Pittsburgh	11/23/03	L	6-13
at Pittsburgh	10/10/04	L	23-34
Pittsburgh	11/14/04	L	10-24
at Pittsburgh	11/13/05	L	21-34
Pittsburgh	12/24/05	L	0-41
Pittsburgh	11/19/06	L	20-24
at Pittsburgh	12/8/06	L	7-27
Pittsburgh	9/9/07	L	7-34
at Pittsburgh	11/11/07	L	28-31
Pittsburgh	9/14/08	L	6-10
at Pittsburgh	12/28/08	L	0-31
at Pittsburgh	10/18/09	L	14-27
Pittsburgh	12/10/09	W	13-6
at Pittsburgh	10/17/10	L	10-28
Pittsburgh	1/2/11	L	9-41
at Pittsburgh	12/8/11	L	3-14
Pittsburgh	1/1/12	L	9-13
Pittsburgh	11/25/12	W	20-14
at Pittsburgh	12/30/12	L	10-24
Pittsburgh	11/24/13	L	11-27
at Pittsburgh	12/29/13	L	7-20
at Pittsburgh	9/7/14	L	27-30
Pittsburgh	10/12/14	W	31-10
at Pittsburgh	11/15/15	L	9-30
Pittsburgh	1/3/16	L	12-28
Pittsburgh	11/20/16	L	9-24
at Pittsburgh	1/1/17	L (OT)	24-27
Pittsburgh	9/10/17	L	18-21
at Pittsburgh	12/31/17	L	24-28
Pittsburgh	9/9/18	T (OT)	21-21
at Pittsburgh	10/28/18	L	18-33
Pittsburgh	11/14/19	W	21-7
at Pittsburgh	12/1/19	L	13-20
at Pittsburgh	10/18/20	L	7-38
Pittsburgh	1/3/21	W	24-22
Pittsburgh	10/31/21	L	10-15
at Pittsburgh	1/3/22	L	14-26
Pittsburgh	9/22/22	W	29-17
at Pittsburgh	1/8/23	L	14-28
at Pittsburgh	9/18/23	L	22-26
Pittsburgh	11/19/23	W	13-10
Pittsburgh	11/21/24	W	24-19
at Pittsburgh	12/8/24	L	14-27
at Pittsburgh	10/12/25	L	9-23
All-Time Regular Season Totals		63-81-1	.438
Home		42-29-1	.590
Away		21-52	.288

THE LAST TIME VS. PITTSBURGH



BROWNS 9
STEELERS 23
Oct. 12, 2025
Acrisure Stadium, Pittsburgh, PA



TEAM	1	2	3	4	F
Cleveland	0	3	3	3	9
Pittsburgh	3	6	7	7	23

SCORING SUMMARY

TEAM	Q	TIME	PLAY
Steelers	1	10:55	C. Boswell 44 yd. Field Goal (8-46; 4:05)
Steelers	2	11:01	C. Boswell 50 yd. Field Goal (11-39; 4:05)
Steelers	2	3:38	C. Boswell 48 yd. Field Goal (10-49; 5:19)
Browns	2	0:00	A. Szmyt 31 yd. Field Goal (16-72; 3:38)
Steelers	3	7:46	C. Heyward 12 yd. pass from A. Rodgers (C. Boswell kick) (10-79; 6:02)
Browns	3	4:08	A. Szmyt 53 yd. Field Goal (9-34; 3:38)
Steelers	4	14:55	D. Metcalf 25 yd. pass from A. Rodgers (C. Boswell kick) (7-73; 4:13)
Browns	4	9:29	A. Szmyt 32 yd. Field Goal (18-54; 5:26)

TEAM STATISTICS

	CLE	PIT
FIRST DOWNS:	20	19
TIME OF POSSESSION:	28:08	31:52
TOTAL NET YARDS: (RU/PA):	248 (65/183)	335 (100/235)
SACKS/YARDS	6/38	0/0
PUNTS/AVERAGE:	4/49.5	2/42.0
PENALTIES/YARDS:	6/44	10/59
FUMBLES/LOST:	0/0	1/0

INDIVIDUAL STATISTICS

PASSING: CLE: D. Gabriel 29-52-221; PIT: A. Rodgers 21-30-235 (2 TD).
RUSHING: CLE: Q. Judkins 12-36, J. Ford 2-17, D. Sampson 3-12; PIT: J. Warren 11-52, K. Gainwell 6-22, K. Johnson 6-15, J. Smith 1-10, A. Rodgers 1-1, M. Rudolph 3-0.
RECEIVING: CLE: H. Fannin Jr. 7-81, J. Jeudy 5-43, J. Ford 5-13, D. Njoku 3-28, G. Larvadain 2-22, J. Thrash 2-13, D. Sampson 2-12, I. Bond 2-9, B. Whiteheart 1-0; PIT: K. Gainwell 6-14, D. Metcalf 4-95 (1 TD), D. Washington 3-62, J. Smith 3-18, J. Warren 2-11, C. Heyward 1-12 (1 TD), R. Wilson 1-12, P. Freiermuth 1-11.



COLLEGE CONNECTIONS

CLE S Grant Delpit (2017-19)



PIT LB Patrick Queen (2017-19)

CLE G Wyatt Teller (2013-17)



PIT DB Chuck Clark (2013-16)

CLE S Ronnie Hickman (2019-22)

CLE T Dawand Jones (2019-22)

CLE C Luke Wypler (2020-22)

CLE DT Mike Hall Jr. (2021-23)

CLE RB Quinshon Judkins (2022-24)



PIT LB Jack Sawyer (2022-24)

CLE QB Dillon Gabriel (2024)



PIT DT Derrick Harmon (2024)

CLE LB Devin Bush (2016-18)

CLE DT Mason Graham (2022-23)

CLE G Zak Zinter (2020-23)



PIT S Jabrill Peppers (2014-16)

PIT WR Roman Wilson (2020-23)

CLE G Teven Jenkins (2016-20)



PIT QB Mason Rudolph (2014-17)

PLAYER CONNECTIONS

- Steelers **Defensive Line Coach Karl Dunbar** (2016-17) coached at Alabama while Browns **WR Jerry Jeudy** (2017-19) played for the Crimson Tide.
- Browns **Offensive Coordinator Tommy Rees** coached at Northwestern during Steelers **DT Dean Lowry's** senior season.
- Browns **Defensive Assistant Zach Dunn** coached at Bowling Green in 2016 during Steelers **WR Scotty Miller's** sophomore season.
- Browns **Defensive Assistant Zach Dunn** (2016) was a student assistant coach at Bowling Green while Pittsburgh **WR Scotty Miller** (2015-18) played there in 2016.
- Browns **Offensive Line Coach Mike Bloomgren** (2011-17) held various coaching roles at Stanford during Steelers **G Andrus Peat** (2012-14) played for the Cardinals.
- Browns **Offensive Coordinator Tommy Rees** (2017-22) was an offensive assistant at Notre Dame during Steelers **WR Ben Skowronek** (2016-20) played for the Irish.
- Steelers **Wide Receivers Coach Zach Azzanni** (2018-22) held the same position with the Denver Broncos while Browns **DT Shelby Harris** (2017-21) and **WR Jerry Jeudy** (2020-23) played for Denver.
- Pittsburgh **Offensive Line Coach Pat Meyer** and **Tight Ends Coach Alfredo Roberts** (2017-19) coached for the Los Angeles Chargers from 2017-19 while Browns **S Rayshawn Jenkins** (2017-20) played for L.A.
- Steelers **Defensive Coordinator Teryl Austin** held the same role with the Detroit Lions from 2014-2017 while Browns **OT Cornelius Lucas** (2014-17) was a Lion.

COACHING CONNECTIONS

- Browns **Head Coach Kevin Stefanski** and **Pass Game Coordinator/Wide Receivers Coach Chad O'Shea** worked with Steelers **Head Coach Mike Tomlin** and **Defensive Line Coach Karl Dunbar** in 2006 for the Minnesota Vikings.
- Browns **Quarterbacks Coach Bill Musgrave** coached with Steelers **Special Teams Coordinator Danny Smith** twice; once in 1988 with the Philadelphia Eagles and again in 2005 with the Washington Redskins.

FORMER NFL TEAMMATES

CLE WR Jerry Jeudy (2020-23)

CLE DT Shelby Harris (2017-21)



PIT P Corliss Waitman (2022)

CLE LB Jerome Baker (2018-23)



PIT CB Jalen Ramsey (2023-24)

CLE OT Cornelius Lucas (2020-23)



PIT LB Cole Holcomb (2019-22)

CLE OT Cornelius Lucas (2014-16)



PIT S Miles Killebrew (2016-20)

CLE DT Shelby Harris (2022)

CLE LB Devin Bush (2023)

CLE LB Jerome Baker (2024)

CLE S Rayshawn Jenkins (2024)



PIT WR DK Metcalf (2019-24)

CLE OT Cornelius Lucas (2018)



PIT G Andrus Peat (2015-23)

CLE P Corey Bojorquez (2021)



PIT QB Aaron Rodgers (2005-22)

PIT DT Dean Lowry (2016-22)

FORMER STEELERS

- Browns **Running Backs Coach Duce Staley** played for the Steelers from 2004-06.
- Browns **LB Devin Bush** played for the Steelers from 2019-22.
- Browns **LS Rex Sunahara** was on the Steelers' practice squad in 2023

OHIO TIES

- Pittsburgh **Head Coach Mike Tomlin** was the defensive backs coach at the University of Cincinnati from 1999-2000.
- Steelers **Quarterbacks Coach Tom Arth** is from Cleveland, Ohio, and he was the head coach at John Carroll University (2013-16) and University of Akron (2019-21).
- Steelers **Wide Receivers Coach Zach Azzanni** was a graduate assistant and wide receivers coach at Bowling Green from 2001-06.
- Steelers **WR Scotty Miller** (2015-18) attended Bowling Green University in Bowling Green, Ohio.

PENNSYLVANIA TIES

- Browns **Assistant Head Coach and Special Teams Coordinator Bubba Ventrone** is from Pittsburgh.
- Browns **S Donovan McMillon** is from McMurray.

FORMER BROWNS

- Steelers **Tight Ends Coach Alfredo Roberts** coached in the same role for the Browns from 2007-08.
- Steelers **S Jabrill Peppers** began his career with the Browns from 2017-2018.

OFFENSIVE STARTERS

WR **JERRY JEUDY**

Earned first career Pro Bowl nod in 2024...Joined the Browns via trade prior to the 2024 season...Originally a first round pick by Denver in 2020...Led Browns in receptions (90) in 2024.

T **CAM ROBINSON**

Acquired by the Browns via trade in 2025...Has started over 100 career games at tackle...Second round pick in 2017.

G **JOEL BITONIO**

Longest tenured Brown...Selected to seven Pro Bowls, the fourth most in team history, trailing only Pro Football Hall of Famers Joe Thomas (10), Jim Brown (9) and Lou Groza (9)...Five-time All-Pro honoree...Second round pick in 2014.

C **LUKE WYPLER**

Fifth round pick by the Browns in 2023...Missed all of the 2024 season with an ankle injury.

G **WYATT TELLER**

Three-time Pro Bowl selection and two-time All-Pro honoree... Selected by Buffalo in the fifth round in 2018 and traded to the Browns in 2019.

T **KT LEVESTON**

Acquired by the Browns via trade in 2025.

TE **DAVID NJOKU**

Earned first career Pro Bowl nod in 2023...Second in Browns history for touchdown catches and receptions by a tight end, trailing only Pro Football Hall of Famer Ozzie Newsome... First round pick by the Browns in 2017.

QB **SHEDEUR SANDERS**

Fifth round pick by the Browns in 2025.

RB **DYLAN SAMPSON**

Fourth round pick by the Browns in 2025... 2024 SEC Offensive Player of the Year...Third-Team AP All-American.

TE **HAROLD FANNIN JR.**

Third round pick by the Browns in 2025...Broke the FBS tight end record for receiving yards (1,555), receptions (117) receiving yards per game (119.6) and receptions per game (9).

WR **CEDRIC TILLMAN**

Third round pick by the Browns in 2023... Appeared in 11 games for the Browns in 2024, recording 29 receptions for 339 yards and three touchdowns.

OFFENSIVE KEY RESERVES

WR **ISAIAH BOND**

Signed with the Browns as an undrafted free agent in 2025.

QB **DILLON GABRIEL**

Third round pick by the Browns in 2025...2024 Heisman Trophy finalist...Third-Team AP All-American.

T **CORNELIUS LUCAS**

Signed with the Browns as a free agent in 2025...Appeared in over 120 career games with 56 starts since 2014.

G **TEVEN JENKINS**

Joined the Browns as a free agent in 2025...Originally a second round draft pick by the Chicago Bears in 2021.

WR **JAMARI THRASH**

Fifth round pick by the Browns in 2024...Appeared in nine games as a rookie.

WR **MALACHI CORLEY**

Joined the Browns as a free agent in 2025...Originally a third round draft pick by the New York Jets in 2024.

RB **RAHEIM SANDERS**

Claimed via waivers by the Browns in 2025.

SPECIALISTS

K **ANDRE SZMYT**

Joined the Browns as a free agent in 2025.

P **COREY BOJORQUEZ**

Kicks with his left foot but is right-handed...Originally signed by the Patriots as an undrafted free agent in 2018 and joined the Browns as an unrestricted free agent in 2022.

LS **REX SUNAHARA**

Joined the Browns as a free agent in 2024.

DEFENSIVE STARTERS

DE

MYLES GARRETT

2023 NFL Defensive Player of the Year... Six-time Pro Bowler and six-time All-Pro honoree... First player in NFL history to record at least 12 sacks in six consecutive seasons...Browns career sack leader...First overall pick in 2017.

DT

SHELBY HARRIS

Joined the Browns as a free agent in 2023...Logged more than 100 regular season career games...Seventh round pick by the Raiders in 2014.

DT

MASON GRAHAM

First round pick (5th overall) in the 2025 NFL Draft...Won a National Championship at Michigan in 2023.

DE

ALEX WRIGHT

Originally drafted in the third round (78th overall) of the 2022 NFL Draft... Recorded eight tackles, one sack and a safety in four games in 2024 before missing the remainder of season with injury.

LB

JEROME BAKER

Signed with the Browns as a free agent in 2025...2021 Dolphins Walter Payton NFL Man of the Year nominee...Third round pick by Miami in 2018.

LB

CARSON SCHWESINGER

Selected by the Browns in the second round (33rd overall) of the 2025 NFL Draft...Voted 2025 Browns Maurice Basset Award winner by local media for standout rookie training camp performance.

LB

DEVIN BUSH

Signed as an unrestricted free agent by the Browns in March 2024...Named to PFWA All-Rookie Team in 2019.

CB

TYSON CAMPBELL

Acquired by the Browns via trade in 2025...Has started over 50 games at cornerback over the duration of his career.

CB

DENZEL WARD

Four-time Pro-Bowler (2018, 2021, 2023, and 2024)... 2021 and 2024 Browns Walter Payton NFL Man of the Year...Only player in NFL history to record at least 10 pass deflections and two interceptions in each of the past seven seasons (2018-24)...First round (fourth overall) in the 2018 NFL Draft.

S

GRANT DELPIT

Drafted by the Browns in the second round (44th overall) of the 2020 NFL Draft...Inked an extension in 2023 that runs through 2026 season.

S

RONNIE HICKMAN

Made the Browns as an undrafted free agent in 2023... Appeared in 15 games with five starts for the Browns in 2024, recording 45 tackles and a fumble recovery.

DEFENSIVE KEY RESERVES

LB

MOHAMOUD DIABATE

Joined the Browns as an undrafted free agent in 2023...Appeared in 13 games with 11 starts in 2024.

CB

MYLES HARDEN

Seventh round pick by the Browns in 2024...Appeared in four games as a rookie.

DT

ADIN HUNTINGTON

Made the Browns roster as an undrafted free agent in 2025.

S

RAYSHAWN JENKINS

Joined the Browns as a free agent in 2025...Appeared in more than 100 career games...Fourth round pick by the Chargers in 2017.

DE

ISAIAH MCGUIRE

Fourth round pick by the Browns in 2023...Appeared in 16 games with three starts in 2024, recording 34 tackles and 2.5 sacks.

DT

MIKE HALL JR.

Second round pick by the Browns in 2024.

• The Browns roster has eight players who have received Pro Bowl honors. DE Myles Garrett earned his seventh Pro Bowl nod in 2025, tied with G Joel Bitonio for the most by any current Brown. CB Denzel Ward was selected to his fifth in 2025.

BROWNS PRO BOWLERS

G Joel Bitonio (7)	2018, 2019, 2020, 2021, 2022, 2023, 2024
DE Myles Garrett (7)	2018, 2020, 2021, 2022, 2023, 2024, 2025
CB Denzel Ward (5)	2018, 2021, 2023, 2024, 2025
QB Deshaun Watson (3)	2018, 2019, 2020
G Wyatt Teller (3)	2021, 2022, 2023
WR Jerry Jeudy (1)	2024
TE David Njoku (1)	2023
LB Jeremiah Owusu-Koramoah (1)	2023

• The 2025 Browns roster has eight former first round picks including five top-10 picks.

FORMER FIRST ROUNDERS

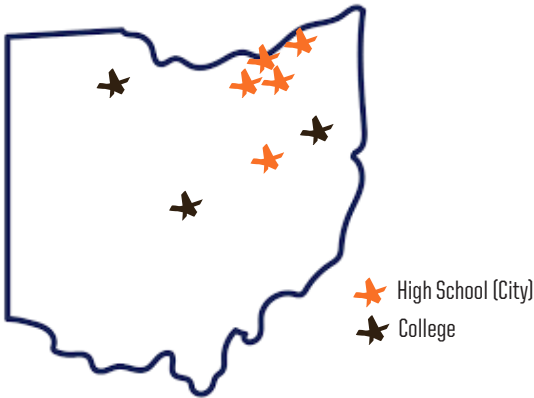
Round (Overall)	Player	Team	Year
1 (8)	T Jack Conklin	Titans	2016
1 (1)	DE Myles Garrett	Browns	2017
1 (12)	QB Deshaun Watson	Texans	2017
1 (29)	TE David Njoku	Browns	2017
1 (4)	CB Denzel Ward	Browns	2018
1 (10)	LB Devin Bush	Steelers	2019
1 (15)	WR Jerry Jeudy	Broncos	2020
1 (5)	DT Mason Graham	Browns	2025

AWARDS & HONORS

- K Andre Szmyt - Week 3 AFC Special Teams Player of the Week
- S Grant Delpit - Week 7 AFC Special Teams Player of the Week
- G Wyatt Teller - Browns Salute to Service Award Nominee
- LB Carson Schwesinger - Week 11 Pepsi Zero Sugar Rookie of the Week
- DE Myles Garrett - Week 12 AFC Defensive Player of the Week
- S Grant Delpit - Browns Walter Payton NFL Man of the Year
- DE Myles Garrett - November AFC Defensive Player of the Month
- LB Carson Schwesinger - November NFL Defensive Rookie of the Month
- DE Alex Wright - Browns Ed Block Courage Award Winner
- QB Shedeur Sanders - Week 14 Pepsi Zero Sugar Rookie of the Week
- DE Myles Garrett - 2025 Pro Bowl Selection
- CB Denzel Ward - 2025 Pro Bowl Selection

OHIO ROOTS

• The Browns have five players that played high school, college and professional football in the state of Ohio.



Player	High School (City)	College
LB Jerome Baker	Benedictine (Cleveland)	Ohio State
TE Harold Fannin Jr.	McKinley (Canton)	Bowling Green
CB Denzel Ward	Nordonia (Macedonia)	Ohio State
DT Mike Hall Jr.	Streetsboro (Streetsboro)	Ohio State
WR Luke Floriea*	Mentor (Mentor)	Kent State

*Member of practice squad

DEFENSIVE NOTES

• The Browns have gone 43 straight games without allowing a 300-yard passer, the longest active streak in the NFL and the longest streak by any NFL team since the Colts went 52 games from 2005-08.

Games without allowing a 300-yard passer

Team	Games
1. Cleveland Browns	43
2. Los Angeles Chargers	22

• The Browns 10.0 sacks against the Las Vegas Raiders is the second most by an NFL team in a game since 2019.

Most sacks by an NFL team in a game since 2019

Team	Date	Opp.	Total
1. Seattle Seahawks	Oct. 2, 2023	vs. NYG	11.0
2. Cleveland Browns	Nov. 23, 2025	at LV	10.0
3t. Nine teams tied			9.0

• The Browns 49 sacks this season are tied for the most by a Browns team in a season.

Most sacks by the Browns in a season

Team	Season	Total
1. Cleveland Browns	2025	49
1t. Cleveland Browns	2023	49
3t. Cleveland Browns	1992	48
3t. Cleveland Browns	1993	48

TEAM NOTES

• The Browns defense ranks first in team tackles-for-a-loss, sacks per pass attempt, opponent passing yards per game, second in total yards allowed per game, total net yards allowed and third in team sacks in 2025.

Most Team Tackles-for-a-Loss in 2025

Team	TFLs
1. Cleveland Browns	108
2. Las Vegas Raiders	93
3. Minnesota Vikings	91

Sacks Per Pass Attempt in 2025

Team	Sk/Att
1t. Cleveland Browns	12.0%
1t. Denver Broncos	12.0%
3. Atlanta Falcons	11.0%

Opponent Passing Yards Per Game in 2025

Team	Yd/G
1. Cleveland Browns	164.1
2. Buffalo Bills	167.1
3. Minnesota Vikings	169.2

Opponent Total Yards Per Game in 2025

Team	Yd/G
1. Houston Texans	272.3
2. Cleveland Browns	277.8
3. Los Angeles Chargers	283.1

Opponent Total Net Yards in 2025

Team	Opp. Total Net Yards
1. Houston Texans	4,084
2. Cleveland Browns	4,167
3. Los Angeles Chargers	4,247

Most Team Sacks in 2025

Team	Total
1. Denver Broncos	63.0
2. Atlanta Falcons	50.0
3. Cleveland Browns	49.0

• Since the Browns hired Defensive Coordinator Jim Schwartz in 2023, the Browns rank first in opponent first downs allowed per game, third down percentage, total yards allowed per game, most team tackles-for-a-loss and second in fourth down percentage.

First Downs Allowed Per Game Since 2023

Team	1st. Downs/Game
1. Cleveland Browns	16.4
2. Kansas City Chiefs	18.1
3. Houston Texans	18.2

Third Down Conversion Percentage Since 2023

Team	Att.	Conv.	3rd%
1. Cleveland Browns	654	222	33.9%
2. Denver Broncos	644	224	34.8%
3. Houston Texans	638	226	35.4%

Total Yards Per Game Since 2023

Team	Yd/G
1. Cleveland Browns	297.5
2. Kansas City Chiefs	306.0
3. Houston Texans	307.4

Most Team Tackles-for-a-Loss Since 2023

Team	TFLs
1. Cleveland Browns	333
2. Houston Texans	289
3t. New York Jets	258
3t. Las Vegas Raiders	258

Fourth Down Percentage Since 2023

Team	Att.	Conv.	4th%
1. Kansas City Chiefs	71	30	42.3%
2. Cleveland Browns	47	20	42.6%
3. Chicago Bears	64	29	45.3%





• DE Myles Garrett leads the NFL in sacks in 2025 with 22.0. Garrett has recorded at least half of a sack in each of the past nine games. His 22.0 sacks are tied for the third most by an NFL player in a season.

Most Sacks in 2025

Player	Team	Total
1. Myles Garrett	Cleveland Browns	22.0
2. Brian Burns	New York Giants	15.0
3t. Danielle Hunter	Houston Texans	13.0
3t. Tuli Tuipulotu	Los Angeles Chargers	13.0

Most Sacks by an NFL player in a season

Player	Team	Year	Total
1t. Michael Strahan	N.Y. Giants	2001	22.5
1t. T.J. Watt	Pittsburgh	2021	22.5
3t. Myles Garrett	Cleveland	2025	22.0
3t. Jared Allen	Minnesota	2011	22.0
3t. Mark Gastineau	N.Y. Jets	1984	22.0
3t. Justin Houston	Kansas City	2014	22.0

• DE Myles Garrett is first in the NFL with 32 TFLs this season. Garrett's 32 tackles for loss in 2025 are the second-most by a player in a single season since 2000, trailing only J.J. Watt (39 in 2012).

Most Tackles-for-a-Loss in 2025

Player	Team	TFL
1. Myles Garrett	Cleveland Browns	32
2. Maxx Crosby	Las Vegas Raiders	28
3t. Tuli Tuipulotu	Los Angeles Chargers	20
3t. Brian Burns	New York Giants	20
5. Will Anderson Jr.	Houston Texans	17

Most Tackles-for-a-Loss by an NFL player in a season

Player	Team	Year	Total
1. J.J. Watt	Houston	2012	39
2. Myles Garrett	Cleveland	2025	32
3t. J.J. Watt	Houston	2014	29
3t. J.J. Watt	Houston	2015	29

• DE Myles Garrett's 124.5 career sacks passed Pro Football Hall of Famer Reggie White (108.0) for the most sacks by a player under the age of 30. Garrett turns 30 years old on Dec. 29, 2025.

Most sacks by an NFL player under the age of 30

Player	Total
1. Myles Garrett	124.5
2. Reggie White	108.0

GARRETT BY THE NUMBERS

- 1 game with at least 5.0 sacks.
- 3 games with at least 4.0 sacks.
- 8 games with at least 3.0 sacks.
- 25 games with at least 2.0 sacks.
- 35 games with at least 1.5 sacks.
- 7x Pro-Bowler.



- Inked four-year contract extension through the 2030 season.
- 2022 NFL Defensive Player of the Year Finalist
- 2023 NFL Defensive Player of the Year
- 2024 NFL Defensive Player of the Year Finalist



• DE Myles Garrett's 124.5 sacks are the most recorded in the NFL since 2017.

Most NFL Sacks Since 2017

Player	Team	Games	Total
1. Myles Garrett	Cleveland	132	124.5
2. T.J. Watt	Pittsburgh	134	115.0
3. Danielle Hunter	Houston	121	94.0
4. Cameron Jordan	New Orleans	145	83.5
5t. Khalil Mack	L.A. Chargers	130	83.0
5t. Aaron Donald	L.A. Rams	106	83.0

• DE Myles Garrett is 21st on the NFL all-time sack list.

Most Sacks in the NFL All-Time

Player	Years	Sacks
19. Derrick Thomas	1989-99	126.5
20. Dwight Freeney	2002-17	125.5
21. Myles Garrett	2017-25	124.5
22. Robert Mathis	2003-16	123.0
23. Simeon Rice	1996-2007	122.0

• DE Myles Garrett's 148 TFLs are the most recorded in the NFL since 2017.

Most Tackles-for-a-Loss Since 2017

Player	Team	Games	Total
1. Myles Garrett	Cleveland	132	148
2. T.J. Watt	Pittsburgh	134	136
3. Maxx Crosby	Las Vegas	110	133
4. Aaron Donald	L.A. Rams	106	119
5. Danielle Hunter	Houston	121	119

• DE Myles Garrett's 124.5 career sacks are the most by a Brown all time.

Most Career Sacks by a Brown

Player	Games	Sacks
1. Myles Garrett	131	124.5
2. Clay Matthews	232	62.0
3. Michael Dean Perry	109	51.5

• DE Myles Garrett is leading the team with 22.0 sacks this season, the most by a Browns player in a season. Garrett has recorded five of the top six highest single-season sack totals in Browns history.

Most sacks by a Brown in a season

Player	Year	Total
1. Myles Garrett	2025	22.0
2t. Myles Garrett	2022	16.0
2t. Myles Garrett	2021	16.0
4t. Myles Garrett	2024	14.0
4t. Myles Garrett	2023	14.0
4t. Reggie Camp	1984	14.0

• DE Myles Garrett's 5.0 sacks on Oct. 26, 2025 at New England is the most sacks by an NFL player in a game this season.

Most Sacks in a game in 2025

Player	Team	Date	Total
1. Myles Garrett	Cleveland	10/26/25 at NE	5.0
2t. Myles Garrett	Cleveland	11/16/25 vs. Bal.	4.0
2t. Will McDonald	N.Y. Jets	11/9/25 vs. Cle.	4.0
2t. Tuli Tuipulotu	L.A. Chargers	9/28/25 vs. NYG	4.0

• DE Myles Garrett set a Browns single-game record with five sacks on Oct. 26, 2025 against the New England Patriots. He also added one forced fumble and six total tackles.

Most sacks by a Brown in a game

Player	Date	Total
1. Myles Garrett	10/26/25	5.0
2. Myles Garrett	9/26/21	4.5
3t. Myles Garrett	11/16/25	4.0
3t. Andra Davis	11/9/03	4.0

• DE Myles Garrett passed Michael Strahan (12.5 in 2001) for the most sacks by an NFL player over a five-game span.

Most sacks by an NFL player in a five-game span

Player	Team	Year	Total
1. Myles Garrett	Cleveland	2025	14.0
2. Michael Strahan*	N.Y. Giants	2001	12.5

*Member of Pro Football Hall of Fame

• DE Myles Garrett is the first player in NFL history to record at least 14 sacks in four consecutive seasons.

NFL Players with at least 14 Sacks in Five Consecutive Seasons

Player	Team	Years
Myles Garrett	Cleveland Browns	2021-25

• DE Myles Garrett is the first player in NFL history to record at least 12 sacks in six consecutive seasons.

NFL Players with at least 12 Sacks in Six Consecutive Seasons

Player	Team	Years
Myles Garrett	Cleveland Browns	2020-25

• DE Myles Garrett became the third player in NFL history to record at least 10 sacks in eight consecutive seasons.

NFL Players with at least 10 Sacks for Eight Consecutive Seasons

Player	Team	Years
Myles Garrett	Cleveland Browns	2018-25
Reggie White*	Philadelphia, Green Bay	1985-95
John Randle*	Minnesota Vikings	1992-99

*Member of Pro Football Hall of Fame



2025 NFL DRAFT CLASS

Round	Pick	Player	School
1	5	DT Mason Graham	Michigan
2	33	LB Carson Schwesinger	UCLA
2	36	RB Quinshon Judkins	Ohio State
3	67	TE Harold Fannin Jr.	Bowling Green
3	94	QB Dillon Gabriel	Oregon
4	126	RB Dylan Sampson	Tennessee
5	144	QB Shedeur Sanders	Colorado

2024 CONFERENCE PLAYERS OF THE YEAR



- TE Harold Fannin Jr. - MAC Offensive Player of the Year
- QB Dillon Gabriel - Big Ten Offensive Player of the Year
- RB Dylan Sampson - SEC Offensive Player of the Year
- QB Shedeur Sanders - Big 12 Offensive Player of the Year

CFP NATIONAL CHAMPIONS

- 2023 DT Mason Graham - Michigan
- 2024 RB Quinshon Judkins - Ohio State

TE HAROLD FANNIN JR.

- Rookie TE Harold Fannin Jr. joined Ozzie Newsome (124 on Nov. 5, 1978) as the only rookie tight ends in Browns history to record 100-yards receiving in a game when he recorded eight receptions for 114 yards and one touchdown against the Titans on Dec. 7, 2025. Fannin became the first Browns rookie since Corey Coleman in 2016 to reach 100 receiving yards in a game.
- TE Harold Fannin Jr. is first amongst all NFL rookies with 70 receptions and fourth amongst all NFL rookies with 701 receiving yards this season.

2025 NFL Rookie Reception Leaders

Player	Team	Pos.	Total
1. Harold Fannin Jr.	Cleveland	TE	70
2. Tyler Warren	Indianapolis	TE	65
3. Tetairoa McMillan	Carolina	WR	65
4. Emeka Egbuka	Tampa Bay	WR	59

2025 NFL Rookie Receiving Yards Leaders

Player	Team	Pos.	Total
1. Tetairoa McMillan	Carolina	WR	924
2. Emeka Egbuka	Tampa Bay	WR	910
3. Tyler Warren	Indianapolis	TE	748
4. Harold Fannin Jr.	Cleveland	TE	701
5. Oronde Gadsden	L.A. Chargers	TE	609

- Rookie TE Harold Fannin Jr. is leading the team with 70 receptions this season, the most by a Browns rookie. His 701 receiving yards are the sixth-most by a Browns rookie.

Most receptions by a Browns rookie

Player	Pos.	Year	Total
1. Harold Fannin Jr.	TE	2025	70
2. Kevin Johnson	WR	1999	66
3t. Greg Little	WR	2011	61
3t. Duke Johnson	RB	2015	61
5. Eric Metcalf	RB	1989	54

Most receiving yards by a Browns rookie

Player	Pos.	Year	Total
1. Kevin Johnson	WR	1999	986
2. Paul Warfield	WR	1964	920
3. Derrick Alexander	WR	1994	828
4. Josh Gordon	WR	2012	805
5. Greg Little	WR	2011	709
6. Harold Fannin Jr.	TE	2025	701
7. Mohamed Massaquoi	WR	2009	624



DT MASON GRAHAM

- First round pick DT Mason Graham has recorded 39 tackles, six TFLs, half of a sack, four passes defended and helped anchor a defense that is second in the NFL in total defense. His six TFLs rank tied for eighth among all NFL rookies this season.

QB SHEDEUR SANDERS

• QB Shedeur Sanders became the first Browns rookie QB to win his first start since Eric Zeier in 1995. On December 7 vs. Tennessee, Sanders completed 23 of 42 passes for 364 yards with three touchdowns and one rushing score. His 364 passing yards are tied for the third most by a Browns rookie in a game.



• QB Shedeur Sanders joined Joe Burrow (Week 7, 2020) as the only rookie quarterbacks in NFL history with at least 350 passing yards, three touchdown passes and one rushing touchdown in a single game.

Most passing yards by a Browns rookie in a game

Player	Opp.	Date	Total
1. Baker Mayfield	Houston	12/1/2018	397
2. Baker Mayfield	Baltimore	12/30/2018	376
3t. Shedeur Sanders	Tennessee	12/7/2025	364
3t. Brandon Weeden	Oakland	12/12/2012	364

• QB Shedeur Sanders' 364 passing yards against the Titans are the most by a rookie in a game in 2025.

Most passing yards by an NFL rookie in a game in 2025

Player	Team	Date	Total
1. Shedeur Sanders	Cleveland	12/7/2025 vs. Ten.	364
2. Tyler Shough	New Orleans	12/21/2025 vs. NYJ	308
3. Jaxson Dart	N.Y. Giants	10/19/25 at Den.	283
4. Tyler Shough	New Orleans	11/9/2025 at Car.	282
5. Tyler Shough	New Orleans	12/14/2024 vs. Car.	272

RB QUINSHON JUDKINS

• RB Quinshon Judkins is the first Browns player with three rushing touchdowns in a game since Nick Chubb on Sept. 18, 2022 and the first Browns rookie with three rushing touchdowns in a game since Travis Prentice on Oct. 8, 2000. Judkins also is the first Browns rookie with multiple games with at least two scrimmage touchdowns since RB Nick Chubb in 2018.

• RB Quinshon Judkins is tied for first among all NFL rookies with seven rushing touchdowns and is second among all NFL rookies with 827 rushing yards.

Most rushing TDs among NFL Rookies in 2025

Player	Team	Rush TD
1t. Quinshon Judkins	Cleveland Browns	7
1t. Jaxson Dart	New York Giants	7
1t. TreVeyon Henderson	New England Patriots	7
4. RJ Harvey	Denver Broncos	6

2025 NFL Rookie Rushing Yards Leaders

Player	Team	Total
1. Ashton Jeanty	Las Vegas Raiders	828
2. Quinshon Judkins	Cleveland Browns	827
3. TreVeyon Henderson	New England Patriots	776
4. Kyle Monangai	Chicago Bears	731

• RB Quinshon Judkins' 827 rushing yards is the fifth most by a Browns rookie.

Most rushing yards by a Browns rookie

Player	Year	Total
1. Nick Chubb	2018	996
2. Trent Richardson	2012	950
3. Jim Brown	1957	942
4. William Green	2002	887
5. Quinshon Judkins	2025	827
6. Preston Carpenter	1956	756



LB CARSON SCHWESINGER

• LB Carson Schwesinger is leading the team with 137 tackles, the most by a Browns rookie since 1999.

Most tackles by a Browns rookie since 1999

Player	Pos.	Year	Total
1. Carson Schwesinger	LB	2025	137
2. Wali Rainer	LB	1999	108
3. T.J. Ward	S	2010	105

• Rookie LB Carson Schwesinger is leading all NFL rookies in total tackles, TFLs and is tied for second with two interceptions this season.

2025 NFL Rookie Tackle Leaders

Player	Team	Pos.	Total
1. Carson Schwesinger	Cleveland	LB	137
2. Demetrius Knight Jr.	Cincinnati	LB	98
3. Barrett Carter	Cincinnati	LB	94
4. Teddye Buchanan	Baltimore	LB	85

2025 NFL Rookie Tackles-for-a-Loss Leaders

Player	Team	Pos.	Total
1. Carson Schwesinger	Cleveland	LB	11
2. Donovan Ezeiruaku	Dallas	DE	9
3. James Pearce Jr.	Atlanta	DE	8
4t. Deone Walker	Buffalo	DT	7
4t. Nick Emmanwori	Seattle	S	7
4t. Jacob Parrish	Tampa Bay	CB	7
4t. Mike Green	Baltimore	LB	7
8. Mason Graham	Cleveland	DT	6



• LB Carson Schwesinger is one of two NFL rookies to record multiple interceptions and sacks this season. His two interceptions are the most by a Browns rookie since CB Denzel Ward recorded three in 2018.

2025 NFL Rookie Interception Leaders

Player	Team	Pos.	Total
1t. Xavier Watts	Atlanta	S	3
1t. Denzel Burke	Arizona	CB	3
3t. Carson Schwesinger	Cleveland	LB	2
3t. R.J. Mickens	L.A. Chargers	S	2
3t. Malaki Starks	Baltimore	S	2
3t. Maxwell Hairston	Buffalo	CB	2
3t. Andrew Mukuba	Philadelphia	S	2
3t. Demetrius Knight Jr.	Cincinnati	LB	2
10t. Nine players tied			1

• LB Carson Schwesinger is seventh amongst all NFL players with 137 tackles.

2025 NFL Tackle Leaders

Player	Team	Pos.	Total
1. Jordyn Brooks	Miami	LB	169
2. Devin White	Las Vegas	LB	160
3. Jack Campbell	Detroit	LB	150
4. Bobby Wagner	Washington	LB	147
5t. Cedric Gray	Tennessee	LB	140
5t. Jamien Sherwood	N.Y. Jets	LB	140
7. Carson Schwesinger	Cleveland	LB	137
8t. Nick Bolton	Kansas City	LB	133

• LB Carson Schwesinger has recorded double-digit tackles in six games this season, including each of the past five games, the longest current streak in the NFL.

Most consecutive games with double digit tackles in 2025

Player	Team	Total
1. Carson Schwesinger	Cleveland	*6
2t. Roquan Smith	Baltimore	*5
2t. Bobby Wagner	Washington	5
2t. Tatum Bethune	San Francisco	5
2t. Blake Cashman	Minnesota	5

*Active streak



- TE David Njoku's 34 career receiving touchdowns are second all-time behind Ozzie Newsome for most career receiving touchdowns by a Browns TE.

Most Career Receiving TDs by a Browns TE

Player	Years	Total
1. Ozzie Newsome	1978-90	47
2. David Njoku	2017-25	34
3. Milt Morin	1966-75	16

- TE David Njoku's 384 career receptions are second all-time behind Ozzie Newsome for most career receptions by a Brown.

Most Career Receptions by a Brown

Player	Years	Pos.	Total
1. Ozzie Newsome	1978-90	TE	662
2. David Njoku	2017-25	TE	384
3. Gary Collins	1962-74	WR	331

- TE David Njoku is third all-time in career receiving yards by a Browns TE with 4,062.

Most Career Receiving Yards by a Browns TE

Player	Years	Total
1. Ozzie Newsome	1978-90	7,980
2. Milt Morin	1966-75	4,208
3. David Njoku	2017-25	4,062

- TE David Njoku's 384 career receptions are most all-time by a Brown since the team returned in 1999.

Most Receptions by a Brown since 1999

Player	Years	Total
1. David Njoku	2017-25	384
2. Kevin Johnson	1999-03	315
3. Jarvis Landry	2018-21	288

- TE David Njoku is first in receiving yards by a Brown since 1999.

Most Receiving Yards by a Brown since 1999

Player	Years	Total
1. David Njoku	2017-25	4,062
2. Kevin Johnson	1999-03	3,836
3. Braylon Edwards	2005-09	3,698



- In 2023, TE David Njoku was selected to his first Pro Bowl after setting career highs for receptions (81), receiving yards (882) and receiving touchdowns (six).

- TE David Njoku's 4,062 career receiving yards are 10th all-time by a Brown.

Most Career Receiving Yards by a Brown

Player	Pos.	Year	Rec.
1. Ozzie Newsome	1978-90	TE	7,980
2. Ray Renfro	1952-63	WR	5,508
3. Gary Collins	1962-71	WR	5,299
4. Paul Warfield	1964-69, 1976-77	WR	5,210
5. Reggie Rucker	1975-81	WR	4,953
6. Webster Slaughter	1986-91	WR	4,834
7. Dave Logan	1976-83	WR	4,247
8. Milt Morin	1965-75	TE	4,208
9. Brian Brennan	1984-91	WR	4,148
10. David Njoku	2017-25	TE	4,062
11. Dante Lavelli	1950-56	WR	3,908
12. Kevin Johnson	1999-03	WR	3,836
13. Braylon Edwards	2005-09	WR	3,698

- TE David Njoku's 34 career receiving touchdowns are tied for 5th all-time by a Brown.

Most Career Receiving TDs by a Brown

Player	Years	Pos.	Total
1. Gary Collins	1962-71	WR	70
2. Paul Warfield	1964-69, 1976-77	WR	52
3. Ray Renfro	1952-63	WR	50
4. Ozzie Newsome	1978-90	TE	47
5. David Njoku	2017-25	TE	34
6. Dante Lavelli	1950-56	WR	33
7. Reggie Rucker	1975-81	WR	32
8t. Braylon Edwards	2005-09	WR	28
8t. Michael Jackson	1991-95	WR	28

- TE David Njoku's 34 receiving touchdowns are the most receiving touchdowns by a Brown since 1999.

Most Receiving TDs by a Brown since 1999

Player	Years	Total
1. David Njoku	2017-25	34
2. Braylon Edwards	2005-09	28
3. Kevin Johnson	1999-03	23



WARD BY THE NUMBERS

- 4 career defensive touchdowns (two INT, two fumble recoveries).
- 29 career games with at least two passes defended.
- 7 career games with at least three passes defended.
- 1 career game with four passes defended.
- 18 career interceptions.
- 5x Pro-Bowler.



• CB Denzel Ward is one of five active players in the NFL with at least 100 career passes defended.

Most Career Passes Defended Among Active NFL Players

Player	Years	Games	Total
1. Darius Slay	2013-25	187	164
2. Jalen Ramsey	2016-25	150	115
3t. Denzel Ward	2018-25	108	103
3t. Harrison Smith	2012-25	205	103
5. Marlon Humphrey	2017-25	129	102

• CB Denzel Ward is first in the NFL for most passes defended since 2018 with 103.

Most Passes Defended since 2018

Player	Team (s)	Total
1. Denzel Ward	Cleveland	103
2. Carlton Davis	Det., N.E.	93
3. James Bradberry	Car., NYG, Phi.	92
4. Marlon Humphrey	Baltimore	91
5. Darius Slay	Det., Phi., Pit.	90

• The first NFL player since 1999 to have at least 10 passes defended and two interceptions in each of his first seven seasons.

• CB Denzel Ward is first in career passes defended by a Brown with 103.

Most Career Passes Defended by a Brown

Player	Years	Games	Total
1. Denzel Ward	2018-25	108	103
2. Joe Haden	2010-16	90	101
3t. Daylon McCutcheon	1999-05	103	53
3t. Eric Turner	1991-95	63	53

*Passes defended didn't become an official NFL statistic until 1994.



• With his 2025 Pro Bowl selection, CB Denzel Ward has the most Pro Bowl selections by a Browns cornerback with five.

Most Pro Bowls by a Browns Cornerback

Player	Years	Total
1. Denzel Ward	2018, 2021, 2023-25	5
2. Frank Minnifield	1986-89	4
3. Hanford Dixon	1986-88	3

G JOEL BITONIO

• G Joel Bitonio's seven Pro Bowl selections are tied for the fourth-most in team history with DE Myles Garrett, trailing only Pro Football Hall of Famers Joe Thomas (10), Jim Brown (9) and Lou Groza (9).

7x Pro-Bowler.



Most Pro Bowl Selections by a Brown

Player	Years	Total
1. Joe Thomas*	2008-17	10
2t. Jim Brown*	1958-66	9
2t. Lou Groza*	1951-56, 1958-60	9
4t. Joel Bitonio	2018-24	7
4t. Myles Garrett	2018, 2020-24	7
6t. Leroy Kelly*	1967-72	6
6t. Gene Hickerson*	1966-71	6
6t. Dick Schafrath	1964-69	6

*Member of Pro Football Hall of Fame

• G Joel Bitonio is tied for 10th all-time in games played by a Brown.

Most Games Played by a Brown

Player	Years	Total
8. Clarence Scott	1971-83	186
9. Jim Houston	1960-72	177
10t. Joel Bitonio	2014-25	176
10t. Dick Schafrath	1959-71	176
12. Walter Johnson	1965-76	168
13. Joe Thomas	2007-17	167
14. Robert Jackson	1975-85	160



• G Joel Bitonio has the most starts by a Brown since 1999 with 176.

Browns with 100 starts since 1999

Player	Years	Total
1. G Joel Bitonio	2014-25	176
2. T Joe Thomas	2007-17	167
3. DE Myles Garrett	2017-25	128
4. CB Denzel Ward	2018-25	104
5. DE Orpheus Roye	2000-07	102
6. C Alex Mack	2018-25	101

CB TYSON CAMPBELL

• CB Tyson Campbell is tied for fifth in the NFL with 16 passes defended this season.

Most Passes Defensed in 2025

Player	Team	Total
1t. DJ Turner II	Cincinnati	17
1t. Quinyon Mitchell	Philadelphia	17
1t. Riley Moss	Denver	17
1t. Mike Jackson	Carolina	17
5t. Tyson Campbell	Jax., Cle.	16
5t. Kisean Nixon	Green Bay	16
5t. Emmanuel Forbes	L.A. Rams	16





HEAD COACH KEVIN STEFANSKI

CAREER HIGHLIGHTS

- Stefanski has led the team to two postseason appearances and two 11-win seasons. He joined Pro Football Hall of Famer Paul Brown (1951 and 1953) as the only coaches in team history to record multiple seasons with at least 11 regular season wins.
- Stefanski became the 16th coach to win the Associated Press NFL Coach of the Year award multiple times since its inception in 1957. Stefanski won the honors in 2020 and 2023 and joined Forrest Gregg (1976) as the only Browns coaches to win the award.
- During the Browns 78-year history, the team has surpassed 6,000 scrimmage yards in a single season just seven times, but have reached the mark in four seasons under Stefanski. Since 2020, the Browns are fifth in the NFL with an average of 130.5 rushing yards per game.
- Stefanski has recorded a 28-17 (.622) record at Huntington Bank Field, while not recording a losing record at home in any season. The Browns finished 8-1 at home in 2023, a team record for wins at home.
- In his first season with the Browns, Stefanski led the team to its first playoff appearance since 2002 and first playoff victory in 26 years. He notched the most wins (11) by a first-year Browns head coach since Paul Brown had 12 in the team's inaugural season in 1946. Stefanski's 11 regular season wins were the most by a first-year head coach in 2020 and marked just the 11th time since 1970 a first-year coach has won 11 or more games. Stefanski was named the NFL Coach of the Year.




SINCE KEVIN STEFANSKI TOOK OVER IN 2020 THE BROWNS ARE...

- 15-4 (.789)** when scoring at least 30 points, including a 5-0 mark in 2023.
- 23-7 (.766)** when scoring at least 25 points.
- 16-7 (.695)** when not committing a turnover in a game.
- 34-16 (.680)** when even or better in the turnover margin.
- 28-21 (.571)** at Huntington Bank Field, including an 8-1 mark in 2023.
- 16-5 (.762)** when attempting at least 35 rushes in a game.
- 17-6 (.739)** when recording at least four sacks in a game.
- 8-3 (.727)** when rushing for at least 200 yards in a game.

COACHING CAREER

2005	University of Pennsylvania, football operations
2006-08	Minnesota Vikings, assistant to the head coach
2009-13	Minnesota Vikings, assistant quarterbacks
2014-15	Minnesota Vikings, tight ends coach
2016	Minnesota Vikings, running backs coach
2017-18	Minnesota Vikings, quarterbacks coach/ interim offensive coordinator
2019	Minnesota Vikings, offensive coordinator
2020-	Cleveland Browns, head coach




BUBBA VENTRONE | ASSISTANT HEAD COACH/SPECIAL TEAMS COORDINATOR

Ventrone brings 20 years of coaching and playing experience in the NFL with experience in two Super Bowls. The Pittsburgh, Pa. native joined the Browns ahead of the 2023 season and aided a special teams unit that set several franchise records including 33 made field goals and a 49.4-yard punt average and three blocked field goals. Ahead of his time in Cleveland, Ventrone spent five seasons with the Indianapolis Colts guiding the unit to a top-10 finish in his last three seasons. As an assistant special teams coach with the New England Patriots from 2015-17, he was a member of the Super Bowl LI winning team.



JIM SCHWARTZ | DEFENSIVE COORDINATOR

Schwartz is in his 17th season as an NFL defensive coordinator and his second with the Cleveland Browns. In his first season with the Browns, Schwartz won NFL Assistant Coach of the Year after coaching the defense to several NFL-leading categories including total defense (270.2 yards per game), passing defense (164.7 yards per game), third down percentage (67-of-230 for 29.1 percent) and first downs allowed (253). Ahead of his time in Cleveland, Schwartz was a defensive coordinator with the Philadelphia Eagles (2016-20), winning Super Bowl LII, Buffalo Bills (2014) and Tennessee Titans (2001-08). The Baltimore, Md. native served as the head coach of the Detroit Lions from 2009-13, coaching the team to a 10-6 season in 2011 and a playoff berth for the first time since 1999.



TOMMY REES | OFFENSIVE COORDINATOR


Rees joined the Browns staff as tight ends/pass game specialist in 2024 and was hired as offensive coordinator in 2025. Rees spent the 2023 season as Alabama's offensive coordinator and quarterbacks coach, helping the Crimson Tide win the SEC Championship Game and advance to the College Football Playoffs. Prior to Alabama, Rees spent six seasons as a coach at Notre Dame (2017-22), first coaching the quarterbacks and adding the role as offensive coordinator in 2020. In three years as Notre Dame's offensive coordinator, the team averaged more than 30 points per game each year and advanced to the College Football Playoffs in 2020 after posting an undefeated regular season.




CHAD O'SHEA | PASS GAME COORDINATOR/WIDE RECEIVERS

O'Shea joined the Browns in 2020 and is in his 22nd NFL season, winning 12 division titles, five conference championships and three Super Bowls (XLIX, LI and LIII). The Browns' offense saw Amari Cooper post back-to-back 1,000-yard seasons in 2022, the first Brown to do so. In his first season, O'Shea aided the offense to 408 points, the second most in franchise history. Previously, the Houston, Texas native spent the 2019 season as the offensive coordinator for the Miami Dolphins and 2018-19 as the New England Patriots wide receivers coach.

2025 CLEVELAND BROWNS COACHING STAFF



Jeff Anderson
Defensive Quality Control



Ephraim Banda
Safeties



Mike Bloomgren
Offensive Line



Stephen Bravo-Brown
Assistant Wide Receivers




Jacques Cesaire
Defensive Line




Nick Charlton
Pass Game Specialist



Sanders Davis
Offensive Assistant - Offensive Line




Zach Dunn
Defensive Assistant



Kyle Hoke
Assistant Special Teams




Christian Jones
Tight Ends



Brandon Lynch
Cornerbacks




Adam Morris
Assistant Defensive Line




Bill Musgrave
Quarterbacks



Duce Staley
Running Backs



Jason Tarver
Linebackers



Ben Wilkerson
Assistant Offensive Line

CLEVELAND BROWNS 2025 ALPHABETICAL ROSTER

As of Dec. 21, 2025

NO	NAME	POS	HT	WT	DOB	AGE	EXP	COLLEGE	HOMETOWN	HOW AGO	GP/GS/DNP/1A
28	Avery, Tre	CB	5-11	185	2/26/97	28	4	Rutgers	Baltimore, Md.	FA - '25	8/0/0/0
17	Baker, Jerome	LB	6-2	232	12/25/96	29	8	Ohio State	Cleveland, Ohio	UFA (Ten.) - '25	15/4/0/0
82	Bates, Brenden	TE	6-5	255	10/16/99	26	2	Kentucky	Cincinnati, Ohio	W. (Hou.) - '25	7/2/0/4*
75	Bitonio, Joel	G	6-4	320	10/11/91	34	12	Nevada	Long Beach, Calif.	D2 - '14	15/15/0/0
13	Bojorquez, Corey	P	6-0	217	9/13/96	29	8	New Mexico	Bellflower, Calif.	UFA (G.B.) - '22	15/0/0/0
16	Bond, Isaiah	WR	5-11	180	3/15/04	21	R	Texas	Hamilton, Ga.	FA - '25	13/2/0/1
30	Bush, Devin	LB	5-11	235	7/18/98	27	7	Michigan	Pembroke Pines, Fla.	UFA (Sea.) - '24	15/15/0/0
63	Byers, Jeremiah	T	6-4	320	3/23/01	24	R	Florida State	Austin, Texas	FA - '25	0/0/2/0
7	Campbell, Tyson	CB	6-1	195	3/17/00	25	5	Georgia	Plantation, Fla.	Tr. (Jax.) - '25	15/15/0/0*
83	Corley, Malachi	WR	5-11	215	3/21/02	23	2	Western Kentucky	Orange City, Fla.	FA - '25	11/4/0/0
9	Delpit, Grant	S	6-3	208	9/20/98	27	6	Louisiana State	Houston, Texas	D2 - '20	15/14/0/0
43	Diabate, Mohamoud	LB	6-4	225	5/18/01	24	3	Utah	Auburn, Ala.	FA - '23	15/5/0/0
41	Edmonds, Christopher	S	6-2	210	7/16/01	24	1	Arizona State	Phenix City, Ala.	FA - '25	7/0/0/0
44	Fannin Jr., Harold	TE	6-4	241	7/20/04	21	R	Bowling Green	Canton, Ohio	D3a - '25	15/12/0/0
8	Gabriel, Dillon	QB	5-11	205	12/28/00	25	R	Oregon	Millilani, Hawai'i	D3b - '25	10/6/4/1
95	Garrett, Myles	DE	6-4	272	12/29/95	30	9	Texas A&M	Arlington, Texas	D1a - '17	15/15/0/0
94	Graham, Mason	DT	6-4	315	9/3/03	22	R	Michigan	Mission Viejo, Calif.	D1 - '25	15/15/0/0
51	Hall Jr., Mike	DT	6-3	300	6/13/03	22	2	Ohio State	Streetsboro, Ohio	D2 - '24	7/0/0/8
26	Harden, Myles	CB	5-11	195	12/13/01	24	2	South Dakota	Miami Gardens, Fla.	D7a - '24	15/4/0/0
93	Harris, Shelby	DT	6-2	288	8/11/91	34	12	Illinois State	Milwaukee, Wis.	FA - '23	15/3/0/0
33	Hickman, Ronnie	S	6-1	209	10/11/01	24	3	Ohio State	South Orange, N.J.	FA - '23	15/15/0/0
98	Huntington, Adin	DE	6-1	281	3/18/02	23	R	Tulane	Stafford, Va.	FA - '25	11/0/0/4
5	Jenkins, Rayshawn	S	6-1	220	1/25/94	31	9	Miami (Fla.)	St. Petersburg, Florida	FA - '25	15/3/0/0
74	Jenkins, Teven	G	6-6	321	3/3/98	27	5	Oklahoma State	Topeka, Kan.	UFA (Chi.) - '25	15/3/0/0
3	Judy, Jerry	WR	6-1	195	4/24/99	26	6	Alabama	Deerfield Beach, Fla.	Tr. (Den.) - '24	15/14/0/0
92	Kamara, Sam	DT	6-0	272	12/21/97	28	3	Stony Brook	Carteret, N.J.	FA - '25	4/1/0/2
84	Larvadin, Gage	WR	5-8	171	1/3/03	22	R	South Carolina	Donaldsonville, La.	FA - '25	11/0/0/1
72	Leveston, KT	T	6-4	335	8/28/99	26	2	Kansas State	Waco, Texas	Tr. (LAR) - '24	14/5/0/1
71	Lucas, Cornelius	T	6-8	327	7/18/91	34	12	Kansas State	New Orleans, La.	UFA (Was.) - '25	7/5/0/8
42	Mascarenas-Arnold, Easton	LB	5-11	227	9/13/02	23	R	Southern California	Mission Viejo, Calif.	FA - '25	14/1/0/1
57	McGuire, Isaiah	DE	6-4	268	7/27/01	24	3	Missouri	Tulsa, Okla.	D4b - '23	15/8/0/0
31	McMillon, Donovan	S	6-2	203	6/18/02	23	R	Pittsburgh	McMurray, Pa.	FA - '25	15/0/0/0
85	Njoku, David	TE	6-4	246	7/10/96	29	9	Miami (Fla.)	Cedar Grove, N.J.	D1c - '17	12/11/0/3
68	Robinson, Cam	T	6-6	335	10/9/95	30	9	Alabama	Monroe, La.	Tr. (Hou.) - '25	14/11/0/1*
20	Ross, D'Angelo	CB	5-9	190	10/29/96	29	4	New Mexico	La Puente, Calif.	FA - '25	8/0/0/0*
22	Sampson, Dylan	RB	5-8	200	9/14/04	21	R	Tennessee	Baton Rouge, La.	D4 - '25	13/1/0/2
35	Sanders, Raheim	RB	6-0	230	6/8/02	23	R	South Carolina	Rockledge, Fla.	W. (LAC) - '25	2/0/2/11
12	Sanders, Shedeur	QB	6-2	212	2/7/02	23	R	Colorado	Dallas, Texas	D5 - '25	6/5/3/6
49	Schwesinger, Carson	LB	6-3	242	2/24/03	22	R	UCLA	Moorpark, Calif.	D2a - '25	15/15/0/0
50	Sunahara, Rex	LS	6-6	242	10/9/96	29	2	West Virginia	Bay Village, Ohio	FA - '24	15/0/0/0
25	Smyt, Andre	K	6-0	200	9/26/98	27	1	Syracuse	Lake Forest, Ill.	FA - '25	15/0/0/0
77	Teller, Wyatt	G	6-4	315	11/21/94	31	8	Virginia Tech	Beaeton, Va.	Tr. (Buf.) - '19	12/12/0/3
99	Thomas, Cameron	DE	6-4	265	1/7/00	25	4	San Diego State	San Diego, Calif.	W. (K.C.) - '24	15/0/0/0
80	Thrash, Jamari	WR	6-0	190	12/19/00	25	2	Louisville	LaGrange, Ga.	D5 - '24	9/2/0/5
19	Tillman, Cedric	WR	6-3	215	4/19/00	25	3	Tennessee	Las Vegas, Nev.	D3a - '23	11/9/0/0
21	Ward, Denzel	CB	5-11	190	4/28/97	28	8	Ohio State	Macedonia, Ohio	D1b - '18	13/13/0/2
27	Webb, Sam	CB	6-0	194	5/19/98	27	3	Missouri Western State	Excelsior Springs, Mo.	FA - '25	5/2/0/0
86	Whiteheart, Blake	TE	6-4	250	3/22/00	25	3	Wake Forest	Winston-Salem, N.C.	FA - '24	15/4/0/0
38	Williams, Trayveon	RB	5-8	206	10/18/97	28	7	Texas A&M	Houston, Texas	FA - '25	5/0/0/0
91	Wright, Alex	DE	6-5	267	9/5/00	25	4	UAB	Elba, Ala.	D3b - '22	12/7/0/3
56	Wypler, Luke	C	6-3	303	5/3/01	24	3	Ohio State	Montvale, N.J.	D6 - '23	15/3/0/0
70	Zinter, Zak	G	6-6	310	4/17/01	24	2	Michigan	North Andover, Mass.	D3 - '24	3/0/1/11
Reserve/Injured (13):											
2	Carter, DeAndre (knee, 9/29)	WR	5-8	190	4/10/93	32	8	Sacramento State	San Jose, Calif.	UFA (Chi.) - '25	4/0/0/0
96	Collins, Mallek (12/2, quad)	DT	6-2	310	4/8/95	30	10	Nebraska	Kansas City, Mo.	FA - '25	12/12/0/0
78	Conklin, Jack (12/20, concussion)	T	6-6	308	8/17/94	31	10	Michigan State	Plainwell, Mich.	UFA (Ten.) - '20	8/8/0/6
1	Emerson Jr., Martin (Achilles, 7/30)	CB	6-2	201	9/27/00	25	4	Mississippi State	Pensacola, Fla.	D3a - '22	0/0/0/0
34	Ford, Jerome (shoulder, 12/9)	RB	5-10	210	9/12/99	26	4	Cincinnati	Tampa, Fla.	D5 - '22	13/0/0/0
79	Jones, Dawand (knee, 9/24)	T	6-8	374	8/6/01	24	3	Ohio State	Indianapolis, Ind.	D4a - '23	3/3/0/0
37	Jones, Dom (knee, 11/18)	CB	6-2	192	7/16/00	25	R	Colorado State	Duluth, Ga.	FA - '25	8/0/0/0
10	Judkins, Quinshon (ankle/fibula, 12/23)	RB	6-0	221	10/29/03	22	R	Ohio State	Pike Road, Ala.	D2b - '25	14/14/0/0
44	Kendall, Anthony (shoulder, 8/5)	CB	5-10	188	12/17/99	26	2	Baldwin-Wallace	El Paso, Texas	FA - '25	0/0/0/0
62	Osborne, Justin (back, 6/9)	C	6-4	307	11/25/00	25	R	Southern Methodist	Flower Mound, Texas	FA - '25	0/0/0/0
55	Pocic, Ethan (Achilles, 12/9)	C	6-6	320	8/5/95	30	9	Louisiana State	Lemont, Ill.	UFA (Sea.) - '22	13/13/0/0
59	Reid, Winston (back, 8/26)*	LB	6-0	225	8/3/99	26	2	Weber State	St. George, Utah	FA - '24	0/0/0/0
40	Watson, Nathaniel (biceps, 8/21)	LB	6-0	233	9/1/00	25	2	Mississippi State	Maplesville, Ala.	D6 - '24	0/0/0/0
Reserve/PUP (2):											
6	Owusu-Koramoah, Jeremiah (neck, 5/12)	LB	6-2	221	11/4/99	26	5	Notre Dame	Hampton, Va.	D2 - '21	0/0/0/0
4	Watson, Deshaun (Achilles, 8/26)*	QB	6-3	223	9/14/95	30	9	Clemson	Gainesville, Ga.	Tr. (Hou.) - '22	0/0/0/0
Practice squad (15):											
87	Cannella, Sal	TE	6-5	242	12/2/96	29	1	Auburn	Schaumburg, Ill.	FA - '25	0/0/0/0
67	Conley, Jack	T	6-7	333	6/15/01	24	R	Boston College	New Canaan, Conn.	FA - '25	0/0/0/0
66	Cooper Jr., Keith	DT	6-5	280	3/30/03	22	1	Houston	Houston, Texas	FA - '25	1/0/0/0
61	Dalcourt, Darrian	C	6-3	320	9/17/00	25	1	Alabama	Baltimore, Md.	FA - '25	0/0/0/0
89	Davis, Kaden	WR	6-1	193	9/25/98	27	1	Northwest Missouri State	Ellsworth, Kansas	FA - '25	2/0/0/0
81	Floriea, Luke	WR	5-8	180	10/23/01	24	R	Kent State	Mentor, Ohio	FA - '25	0/0/0/0
62	French, Wesley	G	6-4	307	11/30/96	29	4	Western Michigan	St. Joseph, Mich.	FA - '25	0/0/0/0
90	Henry, K.J.	DE	6-4	255	1/27/99	26	3	Clemson	Clemmons, N.C.	FA - '25	1/0/0/0
97	Hurst II, Maurice	DT	6-2	290	5/9/95	30	8	Michigan	Canton, Mass.	FA - '25	2/0/0/0
23	Marshall, Ahmani	RB	6-1	225	3/21/02	23	R	Appalachian State	Winston-Salem, N.C.	FA - '25	0/0/0/0
69	Phillips, Tyre	T	6-5	330	1/29/97	28	5	Mississippi State	Grenada, Mis.	FA - '25	0/0/0/0
88	Prieskorn, Caden	TE	6-5	255	9/21/99	26	R	Mississippi	Lake Orion, Mich.	FA - '25	0/0/0/0
54	Ulofoshio, Edefuan	LB	6-1	240	1/23/00	25	2	Washington	Anchorage, Alaska	FA - '25	0/0/0/0
29	Williams, Dee	CB	5-10	190	12/6/99	26	2	Tennessee	Forsyth, Ga.	FA - '25	0/0/0/0
11	Zappe, Bailey	QB	6-1	215	4/26/99	26	4	Western Kentucky	Victoria, Texas	FA - '25	0/0/2/0
Practice squad/injured (1):											
53	Okwara, Julian (chest, 12/2)	DE	6-4	250	12/27/97	28	6	Notre Dame	Charlotte, N.C.	FA - '25	0/0/0/0

*Designated for return

*Bates appeared in five games with the Texans, Campbell appeared in five games with the Jaguars, McGrone appeared in four games with the Colts, Robinson appeared in three games with the Texans, Williams appeared in three games with the Chargers.

CLEVELAND BROWNS 2025 NUMERICAL ROSTER

As of Dec. 23, 2025											
NO	NAME	POS	HT	WT	DOB	AGE	EXP	COLLEGE	HOMETOWN	HOW ACQ	GP/GS/DNP/IA
3	Jerry Jeudy	WR	6-4	195	4/24/99	26	6	Alabama	Deerfield Beach, Fla.	Tr. (Den.) - '24	15/14/0/0
5	Rayshawn Jenkins	S	6-1	220	1/25/94	31	9	Miami (Fla.)	St. Petersburg, Florida	FA - '25	14/3/0/0
7	Tyson Campbell	CB	6-1	195	3/17/00	25	5	Georgia	Plantation, Fla.	Tr. (Jax.) - '25	15/15/0/0*
8	Dillon Gabriel	QB	5-11	205	12/28/00	25	R	Oregon	Mililani, Hawai'i	D3b - '25	10/6/2/1
9	Grant Delpit	S	6-3	208	9/20/98	27	6	Louisiana State	Houston, Texas	D2 - '20	14/13/0/0
12	Shedeur Sanders	QB	6-2	212	2/7/02	23	R	Colorado	Dallas, Texas	D5 - '25	6/5/3/6
13	Corey Bojorquez	P	6-0	217	9/13/96	29	8	New Mexico	Bellflower, Calif.	UFA (G.B.) - '22	15/0/0/0
16	Isaiah Bond	WR	5-11	180	3/15/04	21	R	Texas	Hamilton, Ga.	FA - '25	13/2/0/1
17	Jerome Baker	LB	6-2	232	12/25/96	29	8	Ohio State	Cleveland, Ohio	UFA (Ten.) - '25	15/4/0/0
19	Cedric Tillman	WR	6-3	215	4/19/00	25	3	Tennessee	Las Vegas, Nev.	D3a - '23	11/9/0/0
20	D'Angelo Ross	CB	5-9	190	10/29/96	29	4	New Mexico	La Puente, Calif.	FA - '25	8/0/0/0*
21	Denzel Ward	CB	5-11	190	4/28/97	28	8	Ohio State	Macedonia, Ohio	D1b - '18	14/14/0/1
22	Dylan Sampson	RB	5-8	200	9/14/04	21	R	Tennessee	Baton Rouge, La.	D4 - '25	13/1/0/2
25	Andre Szmyt	K	6-0	200	9/26/98	27	1	Syracuse	Lake Forest, Ill.	FA - '25	15/0/0/0
26	Myles Harden	CB	5-11	195	12/13/01	24	2	South Dakota	Miami Gardens, Fla.	D7a - '24	15/4/0/0
27	Sam Webb	CB	6-0	194	5/19/98	27	3	Missouri Western State	Excelsior Springs, Mo.	FA - '25	5/2/0/0
28	Tre Avery	CB	5-11	185	2/26/97	28	4	Rutgers	Baltimore, Md.	FA - '25	8/0/0/0
30	Devin Bush	LB	5-11	235	7/18/98	27	7	Michigan	Pembroke Pines, Fla.	UFA (Sea.) - '24	15/15/0/0
31	Donovan McMillon	S	6-2	203	6/18/02	23	R	Pittsburgh	McMurray, Pa.	FA - '25	15/0/0/0
33	Ronnie Hickman	S	6-1	209	10/11/01	24	3	Ohio State	South Orange, N.J.	FA - '23	15/15/0/0
35	Raheim Sanders	RB	6-0	230	6/8/02	23	R	South Carolina	Rockledge, Fla.	W. (LAC) - '25	2/0/2/11
38	Trayveon Williams	RB	5-8	206	10/18/97	28	7	Texas A&M	Houston, Texas	FA - '25	5/0/0/0*
41	Christopher Edmonds	S	6-2	210	7/16/01	24	1	Arizona State	Phenix City, Ala.	FA - '25	7/0/0/0
42	Easton Mescarenas-Arnold	LB	5-11	227	9/13/02	22	R	Southern California	Misson Viejo, Calif.	FA - '25	14/1/0/1
43	Mohamoud Diabate	LB	6-4	225	5/18/01	24	3	Utah	Auburn, Ala.	FA - '23	15/5/0/0
44	Harold Fannin Jr.	TE	6-4	241	7/20/04	21	R	Bowling Green	Canton, Ohio	D3a - '25	15/12/0/0
49	Carson Schwesinger	LB	6-3	242	2/24/03	22	R	UCLA	Moorpark, Calif.	D2a - '25	15/15/0/0
50	Rex Sunahara	LS	6-6	242	10/9/96	29	2	West Virginia	Bay Village, Ohio	FA - '24	15/0/0/0
51	Mike Hall Jr.	DT	6-3	300	6/13/03	22	2	Ohio State	Streetsboro, Ohio	D2 - '24	7/0/0/8
56	Luke Wypler	C	6-3	303	5/3/01	24	3	Ohio State	Montvale, N.J.	D6 - '23	15/3/0/0
57	Isaiah McGuire	DE	6-4	268	7/27/01	24	3	Missouri	Tulsa, Okla.	D4b - '23	15/8/0/0
63	Jeremiah Byers	T	6-4	320	3/23/01	24	R	Florida State	Austin, Texas	FA - '25	0/0/2/0
68	Cam Robinson	T	6-6	335	10/9/95	30	9	Alabama	Monroe, La.	Tr. (Hou.) - '25	14/11/0/1*
70	Zak Zinter	G	6-6	310	4/17/01	24	2	Michigan	North Andover, Mass.	D3 - '24	3/0/1/11
71	Cornelius Lucas	T	6-8	327	7/18/91	34	12	Kansas State	New Orleans, La.	UFA (Was.) - '25	7/5/0/8
72	KT Leveston	T	6-4	335	8/28/99	26	2	Kansas State	Waco, Texas	Tr. (LAR) - '24	14/5/0/1
74	Teven Jenkins	G	6-6	321	3/3/98	27	5	Oklahoma State	Topeka, Kan.	UFA (Chi.) - '25	15/3/0/0
75	Joel Bitonio	G	6-4	320	10/11/91	34	12	Nevada	Long Beach, Calif.	D2 - '14	15/15/0/0
77	Wyatt Teller	G	6-4	315	11/21/94	31	8	Virginia Tech	Bealeton, Va.	Tr. (Buf.) - '19	12/12/0/3
80	Jamari Thrash	WR	6-0	190	12/19/00	25	2	Louisville	LaGrange, Ga.	D5 - '24	9/1/0/5
82	Brenden Bates	TE	6-5	255	10/16/99	26	2	Kentucky	Cincinnati, Ohio	W. (Hou.) - '25	7/2/0/4*
83	Malachi Corley	WR	5-11	215	3/21/02	23	2	Western Kentucky	Orange City, Fla.	FA - '25	11/4/0/0
84	Gage Larvadain	WR	5-8	171	1/3/03	22	R	South Carolina	Donaldsonville, La.	FA - '25	11/0/0/1
85	David Njoku	TE	6-4	246	7/10/96	29	9	Miami (Fla.)	Cedar Grove, N.J.	D1c - '17	12/11/0/3
86	Blake Whiteheart	TE	6-4	250	3/22/00	25	3	Wake Forest	Winston-Salem, N.C.	FA - '24	15/3/0/0
91	Alex Wright	DE	6-5	267	9/5/00	25	4	UAB	Elba, Ala.	D3b - '22	12/7/0/3
92	Sam Kamara	DT	6-0	272	12/21/97	28	3	Stony Brook	Carteret, N.J.	FA - '25	4/1/0/2
93	Shelby Harris	DT	6-2	288	8/11/91	34	12	Illinois State	Milwaukee, Wis.	FA - '23	15/3/0/0
94	Mason Graham	DT	6-4	315	9/3/03	22	R	Michigan	Mission Viejo, Calif.	D1 - '25	15/15/0/0
95	Myles Garrett	DE	6-4	272	12/29/95	30	9	Texas A&M	Arlington, Texas	D1a - '17	15/15/0/0
98	Adin Huntington	DE	6-1	281	3/18/02	23	R	Tulane	Stafford, Va.	FA - '25	11/0/0/4
99	Cameron Thomas	DE	6-4	265	1/7/00	25	4	San Diego State	San Diego, Calif.	W. (K.C.) - '24	15/0/0/0
Reserve/Injured (13):											
1	Martin Emerson Jr. (Achilles, 7/30)	CB	6-2	201	9/27/00	25	4	Mississippi State	Pensacola, Fla.	D3a - '22	0/0/0/0
2	DeAndre Carter (knee, 9/29)	WR	5-8	190	4/10/93	32	8	Sacramento State	San Jose, Calif.	UFA (Chi.) - '25	4/0/0/0
10	Quinshon Judkins (ankle/fibula, 12/23)	RB	6-0	221	10/29/03	22	R	Ohio State	Pike Road, Ala.	D2b - '25	14/14/0/0
34	Jerome Ford (shoulder, 12/9)	RB	5-10	210	9/12/99	26	4	Cincinnati	Tampa, Fla.	D5 - '22	13/0/0/0
37	Dom Jones (knee, 11/18)	CB	6-2	192	7/16/00	25	R	Colorado State	Duluth, Ga.	FA - '25	8/0/0/0
40	Nathaniel Watson (biceps, 8/21)	LB	6-0	233	9/1/00	25	2	Mississippi State	Maplesville, Ala.	D6 - '24	0/0/0/0
44	Anthony Kendall (shoulder, 8/5)	CB	5-10	188	12/17/99	26	2	Baldwin-Wallace	El Paso, Texas	FA - '25	0/0/0/0
55	Ethan Pocic (Achilles, 12/9)	C	6-6	320	8/5/95	30	9	Louisiana State	Lemont, Ill.	UFA (Sea.) - '22	13/13/0/0
59	Winston Reid (back, 8/26)*	LB	6-0	225	8/3/99	26	2	Weber State	St. George, Utah	FA - '24	0/0/0/0
62	Justin Osborne (back, 6/9)	C	6-4	307	11/25/00	25	R	Southern Methodist	Flower Mound, Texas	FA - '25	0/0/0/0
78	Jack Conklin (12/20, concussion)	T	6-6	308	8/17/94	31	10	Michigan State	Plainwell, Mich.	UFA (Ten.) - '20	8/8/0/6
79	Dawand Jones (knee, 9/24)	T	6-8	374	8/6/01	24	3	Ohio State	Indianapolis, Ind.	D4a - '23	3/3/0/0
96	Maliek Collins (quad, 12/2)	DT	6-2	310	4/8/95	30	10	Nebraska	Kansas City, Mo.	FA - '25	12/12/0/0
Reserve/PUP (2):											
4	Deshaun Watson (Achilles, 8/26)*	QB	6-3	223	9/14/95	30	9	Clemson	Gainesville, Ga.	Tr. (Hou.) - '22	0/0/0/0
6	Jeremiah Owusu-Koramoah (neck, 5/12)	LB	6-2	221	11/4/99	26	5	Notre Dame	Hampton, Va.	D2 - '21	0/0/0/0
Practice squad (15):											
11	Bailey Zappe	QB	6-1	215	4/26/99	26	4	Western Kentucky	Victoria, Texas	FA - '25	0/0/2/0
23	Ahmani Marshall	RB	6-1	225	3/21/02	23	R	Appalachian State	Winston-Salem, N.C.	FA - '25	0/0/0/0
29	Dee Williams	CB	5-10	190	12/6/99	26	2	Tennessee	Forsyth, Ga.	FA - '25	0/0/0/0
54	Edefuan Ulofoshio	LB	6-1	240	1/23/00	25	2	Washington	Anchorage, Alaska	FA - '25	0/0/0/0
61	Darrian Dalcourt	C	6-3	320	9/17/00	25	1	Alabama	Baltimore, Md.	FA - '25	0/0/0/0
62	Wesley French	G	6-4	307	11/30/96	29	4	Western Michigan	St. Joseph, Mich.	FA - '25	0/0/0/0
66	Keith Cooper Jr.	DT	6-5	280	3/30/03	22	1	Houston	Houston, Texas	FA - '25	1/0/0/0
67	Jack Conley	T	6-7	333	6/15/01	24	R	Boston College	New Canaan, Conn.	FA - '25	0/0/0/0
69	Tyre Phillips	T	6-5	330	1/29/97	28	5	Mississippi State	Grenada, Mis.	FA - '25	0/0/0/0
81	Luke Floriea	WR	5-8	180	10/23/01	24	R	Kent State	Mentor, Ohio	FA - '25	0/0/0/0
87	Sal Cannella	TE	6-5	242	12/2/96	29	1	Auburn	Schaumburg, Ill.	FA - '25	0/0/0/0
88	Caden Prieskorn	TE	6-5	255	9/21/99	26	R	Mississippi	Lake Orion, Mich.	FA - '25	0/0/0/0
89	Kaden Davis	WR	6-1	193	9/25/98	27	1	Northwest Missouri State	Ellsworth, Kansas	FA - '25	2/0/0/0
90	K.J. Henry	DE	6-4	255	1/27/99	26	3	Clemson	Clemmons, N.C.	FA - '25	1/0/0/0

2025 CLEVELAND BROWNS ROSTER BY POSITION

ROSTER SIZE: 67										
QUARTERBACKS (3)		POS	HT	WT	DOB	AGE	EXP	COLLEGE	HOMETOWN	HOW ACO
8	Gabriel, Dillon	QB	5-11	205	12/28/00	25	R	Oregon	Mililani, Hawai'i	D3b - '25
12	Sanders, Shedeur	QB	6-2	212	2/7/02	23	R	Colorado	Dallas, Texas	D5 - '25
* 4	Watson, Deshaun^	QB	6-3	223	9/14/95	30	9	Clemson	Gainesville, Ga.	Tr. (Hou.) - '22
RUNNING BACKS (5)										
* 34	Ford, Jerome	RB	5-10	210	9/12/99	26	4	Cincinnati	Tampa, Fla.	D5 - '22
* 10	Judkins, Quinshon	RB	6-0	221	10/29/03	22	R	Ohio State	Pike Road, Ala.	D2b - '25
22	Sampson, Dylan	RB	5-8	200	9/14/04	21	R	Tennessee	Baton Rouge, La.	D4 - '25
35	Sanders, Raheim	RB	6-0	230	6/8/02	23	R	South Carolina	Rockledge, Fla.	W. (LAC) - '25
38	Williams, Trayveon	RB	5-8	206	10/18/97	28	7	Texas A&M	Houston, Texas	FA - '25
WIDE RECEIVERS (7)										
16	Bond, Isaiah	WR	5-11	180	3/15/04	21	R	Texas	Hamilton, Ga.	FA - '25
* 2	Carter, DeAndre	WR	5-8	190	4/10/93	32	8	Sacramento State	San Jose, Calif.	UFA (Chi.) - '25
83	Corley, Malachi	WR	5-11	215	3/21/02	23	2	Western Kentucky	Orange City, Fla.	FA - '25
3	Jeady, Jerry	WR	6-1	195	4/24/99	26	6	Alabama	Deerfield Beach, Fla.	Tr. (Den.) - '24
84	Larvadain, Gage	WR	5-8	171	1/3/03	22	R	South Carolina	Donaldsonville, La.	FA - '25
19	Tillman, Cedric	WR	6-3	215	4/19/00	25	3	Tennessee	Las Vegas, Nev.	D3a - '23
80	Thrash, Jamari	WR	6-0	190	12/19/00	25	2	Louisville	LaGrange, Ga.	D5 - '24
TIGHT ENDS (4)										
82	Bates, Brenden	TE	6-5	255	10/16/99	26	2	Kentucky	Cincinnati, Ohio	W. (Hou.) - '25
44	Fannin Jr., Harold	TE	6-4	241	7/20/04	21	R	Bowling Green	Canton, Ohio	D3a - '25
85	Njoku, David	TE	6-4	246	7/10/96	29	9	Miami (Fla.)	Cedar Grove, N.J.	D1c - '17
86	Whiteheart, Blake	TE	6-4	250	3/22/00	25	3	Wake Forest	Winston-Salem, N.C.	FA - '24
OFFENSIVE LINEMEN (13)										
75	Bitonio, Joel	G	6-4	320	10/11/91	34	12	Nevada	Long Beach, Calif.	D2 - '14
63	Byers, Jeremiah	T	6-4	320	3/23/01	24	R	Florida State	Austin, Texas	FA - '25
* 78	Conklin, Jack	T	6-6	308	8/17/94	31	10	Michigan State	Plainwell, Mich.	UFA (Ten.) - '20
74	Jenkins, Teven	G	6-6	321	3/3/98	27	5	Oklahoma State	Topeka, Kan.	UFA (Chi.) - '25
* 79	Jones, Dawand	T	6-8	374	8/6/01	24	3	Ohio State	Indianapolis, Ind.	D4a - '23
72	Leveston, KT	T	6-4	335	8/28/99	26	2	Kansas State	Waco, Texas	Tr. (LAR) - '24
71	Lucas, Cornelius	T	6-8	327	7/18/91	34	12	Kansas State	New Orleans, La.	UFA (Was.) - '25
* 62	Osborne, Justin	C	6-4	307	11/25/00	24	R	Southern Methodist	Flower Mound, Texas	FA - '25
* 55	Pocic, Ethan	C	6-6	320	8/5/95	30	9	Louisiana State	Lemont, Ill.	UFA (Sea.) - '22
68	Robinson, Cam	T	6-6	335	10/9/95	30	9	Alabama	Monroe, La.	Tr. (Hou.) - '25
77	Teller, Wyatt	G	6-4	315	11/21/94	31	8	Virginia Tech	Beaeton, Va.	Tr. (Buf.) - '19
56	Wypler, Luke	C	6-3	303	5/3/01	24	3	Ohio State	Montvale, N.J.	D6 - '23
70	Zinter, Zak	G	6-6	310	4/17/01	24	2	Michigan	North Andover, Mass.	D3 - '24
DEFENSIVE LINEMEN (10)										
* 96	Collins, Maliek	DT	6-2	310	4/8/95	30	10	Nebraska	Kansas City, Mo.	FA - '25
95	Garrett, Myles	DE	6-4	272	12/29/95	30	9	Texas A&M	Arlington, Texas	D1a - '17
94	Graham, Mason	DT	6-4	315	9/3/03	22	R	Michigan	Mission Viejo, Calif.	D1 - '25
51	Hall, Jr., Mike	DT	6-3	300	6/13/03	22	2	Ohio State	Streetsboro, Ohio	D2 - '24
93	Harris, Shelby	DT	6-2	288	8/11/91	34	12	Illinois State	Milwaukee, Wis.	FA - '23
98	Huntington, Adin	DE	6-1	281	3/18/02	23	R	Tulane	Stafford, Va.	FA - '25
92	Kamara, Sam	DT	6-0	272	12/21/97	28	3	Stony Brook	Carteret, N.J.	FA - '25
57	McGuire, Isaiah	DE	6-4	268	7/27/01	24	3	Missouri	Tulsa, Okla.	D4b - '23
99	Thomas, Cameron	DE	6-4	265	1/7/00	25	4	San Diego State	San Diego, Calif.	W. (K.C.) - '24
91	Wright, Alex	DE	6-5	267	9/5/00	25	4	UAB	Elba, Ala.	D3b - '22
LINEBACKERS (8)										
17	Baker, Jerome	LB	6-2	232	12/25/96	29	8	Ohio State	Cleveland, Ohio	UFA (Ten.) - '25
30	Bush, Devin	LB	5-11	235	7/18/98	27	7	Michigan	Pembroke Pines, Fla.	UFA (Sea.) - '24
43	Diabate, Mohamoud	LB	6-4	225	5/18/01	24	3	Utah	Auburn, Ala.	FA - '23
42	Mascarenas-Arnold, Easton	LB	5-11	227	9/13/02	22	R	Southern California	Mission Viejo, Calif.	FA - '25
* 6	Owusu-Koramoah, Jeremiah	LB	6-2	221	11/4/99	26	5	Notre Dame	Hampton, Va.	D2 - '21
* 59	Reid, Winston^	LB	6-0	225	8/3/99	26	2	Weber State	St. George, Utah	FA - '24
49	Schwesinger, Carson	LB	6-3	242	2/24/03	22	R	UCLA	Moorpark, Calif.	D2a - '25
* 40	Watson, Nathaniel	LB	6-0	233	9/1/00	25	2	Mississippi State	Maplesville, Ala.	D6 - '24
DEFENSIVE BACKS (14)										
28	Avery, Tre	CB	5-11	185	2/26/97	28	4	Rutgers	Baltimore, Md.	FA - '25
7	Campbell, Tyson	CB	6-1	195	3/17/00	25	5	Georgia	Plantation, Fla.	Tr. (Jax.) - '25
9	Delpit, Grant	S	6-3	208	9/20/98	27	6	Louisiana State	Houston, Texas	D2 - '20
41	Edmonds, Christopher	S	6-2	210	7/16/01	24	1	Arizona State	Phenix City, Ala.	FA - '25
* 1	Emerson Jr., Martin	CB	6-2	201	9/27/00	25	4	Mississippi State	Pensacola, Fla.	D3a - '22
26	Harden, Myles	CB	5-11	195	12/13/01	24	2	South Dakota	Miami Gardens, Fla.	D7a - '24
33	Hickman, Ronnie	S	6-1	209	10/11/01	24	3	Ohio State	South Orange, N.J.	FA - '23
5	Jenkins, Rayshawn	S	6-1	220	1/25/94	23	9	Miami (Fla.)	St. Petersburg, Florida	FA - '25
* 37	Jones, Dom	CB	6-2	192	7/16/00	25	R	Colorado State	Duluth, Ga.	FA - '25
* 44	Kendall, Anthony	CB	5-10	188	12/17/99	26	2	Baldwin-Wallace	El Paso, Texas	FA - '25
31	McMillon, Donovan	S	6-2	203	6/18/02	22	R	Pittsburgh	McMurray, Pa.	FA - '25
20	Ross, D'Angelo	CB	5-9	190	10/29/96	29	4	New Mexico	La Puente, Calif.	FA - '25
21	Ward, Denzel	CB	5-11	190	4/28/97	28	8	Ohio State	Macedonia, Ohio	D1b - '18
27	Webb, Sam	CB	6-0	194	5/19/98	27	3	Missouri Western State	Excelsior Springs, Mo.	FA - '25
SPECIALISTS (3)										
13	Bojorquez, Corey	P	6-0	217	9/13/96	29	8	New Mexico	Bellflower, Calif.	UFA (G.B.) - '22
25	Szmyt, Andre	K	6-0	200	9/26/98	27	1	Syracuse	Lake Forest, Ill.	FA - '25
50	Sunahara, Rex	LS	6-6	242	10/9/96	29	2	West Virginia	Bay Village, Ohio	FA - '24

* Denotes player on a reserve list

2025 CLEVELAND BROWNS ROSTER BY EXPERIENCE

Roster Size: 67											
	NQ	NAME	POS	HT	WT	DOB	AGE	EXP	COLLEGE	HOMETOWN	HOW ACQ
12th Year (3)		75 Bitonio, Joel	G	6-4	320	10/11/91	34	12	Nevada	Long Beach, Calif.	D2 - '14
		93 Harris, Shelby	DT	6-2	288	8/11/91	34	12	Illinois State	Milwaukee, Wis.	FA - '23
		71 Lucas, Cornelius	T	6-8	327	7/18/91	34	12	Kansas State	New Orleans, La.	UFA (Was.) - '25
10th Year (2)	*	96 Collins, Maliek	DT	6-2	310	4/8/95	30	10	Nebraska	Kansas City, Mo.	FA - '25
	*	78 Conklin, Jack	T	6-6	308	8/17/94	31	10	Michigan State	Plainwell, Mich.	UFA (Ten.) - '20
9th Year (6)		95 Garrett, Myles	DE	6-4	272	12/29/95	30	9	Texas A&M	Arlington, Texas	D1a - '17
		5 Jenkins, Rayshawnn	S	6-1	220	1/25/94	23	9	Miami (Fla.)	St. Petersburg, Florida	FA - '25
		85 Njoku, David	TE	6-4	246	7/10/96	29	9	Miami (Fla.)	Cedar Grove, N.J.	D1c - '17
	*	55 Pocic, Ethan	C	6-6	320	8/5/95	30	9	Louisiana State	Lemont, Ill.	UFA (Sea.) - '22
		68 Robinson, Cam	T	6-6	335	10/9/95	30	9	Alabama	Monroe, La.	Tr. (Hou.) - '25
	*	4 Watson, Deshaun^	QB	6-3	223	9/14/95	30	9	Clemson	Gainesville, Ga.	Tr. (Hou.) - '22
8th Year (5)		17 Baker, Jerome	LB	6-2	232	12/25/96	29	8	Ohio State	Cleveland, Ohio	UFA (Ten.) - '25
		13 Bojorquez, Corey	P	6-0	217	9/13/96	29	8	New Mexico	Bellflower, Calif.	UFA (G.B.) - '22
	*	2 Carter, DeAndre	WR	5-8	190	4/10/93	32	8	Sacramento State	San Jose, Calif.	UFA (Chi.) - '25
		77 Teller, Wyatt	G	6-4	315	11/21/94	31	8	Virginia Tech	Bealeton, Va.	Tr. (Buf.) - '19
		21 Ward, Denzel	CB	5-11	190	4/28/97	28	8	Ohio State	Macedonia, Ohio	D1b - '18
7th Year (2)		30 Bush, Devin	LB	5-11	235	7/18/98	27	7	Michigan	Pembroke Pines, Fla.	UFA (Sea.) - '24
		38 Williams, Trayveon	RB	5-8	206	10/18/97	28	7	Texas A&M	Houston, Texas	FA - '25
6th Year (2)		9 Delpit, Grant	S	6-3	208	9/20/98	27	6	Louisiana State	Houston, Texas	D2 - '20
		3 Jeudy, Jerry	WR	6-1	195	4/24/99	26	6	Alabama	Deerfield Beach, Fla.	Tr. (Den.) - '24
5th Year (3)		7 Campbell, Tyson	CB	6-1	195	3/17/00	25	5	Georgia	Plantation, Fla.	Tr. (Jax.) - '25
		74 Jenkins, Teven	G	6-6	321	3/3/98	27	5	Oklahoma State	Topeka, Kan.	UFA (Chi.) - '25
	*	6 Owusu-Koramoah, Jeremiah	LB	6-2	221	11/4/99	26	5	Notre Dame	Hampton, Va.	D2 - '21
4th Year (6)		28 Avery, Tre	CB	5-11	185	2/26/97	28	4	Rutgers	Baltimore, Md.	FA - '25
	*	1 Emerson Jr., Martin	CB	6-2	201	9/27/00	25	4	Mississippi State	Pensacola, Fla.	D3a - '22
	*	34 Ford, Jerome	RB	5-10	210	9/12/99	26	4	Cincinnati	Tampa, Fla.	D5 - '22
		20 Ross, D'Angelo	CB	5-9	190	10/29/96	29	4	New Mexico	La Puente, Calif.	FA - '25
		99 Thomas, Cameron	DE	6-4	265	1/7/00	25	4	San Diego State	San Diego, Calif.	W. (K.C.) - '24
		91 Wright, Alex	DE	6-5	267	9/5/00	25	4	UAB	Elba, Ala.	D3b - '22
3rd Year (9)		43 Diabate, Mohamoud	LB	6-4	225	5/18/01	24	3	Utah	Auburn, Ala.	FA - '23
		33 Hickman, Ronnie	S	6-1	209	10/11/01	24	3	Ohio State	South Orange, N.J.	FA - '23
		92 Kamara, Sam	DT	6-0	272	12/21/97	28	3	Stony Brook	Carteret, N.J.	FA - '25
	*	79 Jones, Dawand	T	6-8	374	8/6/01	24	3	Ohio State	Indianapolis, Ind.	D4a - '23
		57 McGuire, Isaiah	DE	6-4	268	7/27/01	24	3	Missouri	Tulsa, Okla.	D4b - '23
		19 Tillman, Cedric	WR	6-3	215	4/19/00	25	3	Tennessee	Las Vegas, Nev.	D3a - '23
		27 Webb, Sam	CB	6-0	194	5/19/98	27	3	Missouri Western State	Excelsior Springs, Mo.	FA - '25
		86 Whiteheart, Blake	TE	6-4	250	3/22/00	25	3	Wake Forest	Winston-Salem, N.C.	FA - '24
		56 Wypier, Luke	C	6-3	303	5/3/01	24	3	Ohio State	Montvale, N.J.	D6 - '23
2nd Year (10)		82 Bates, Brenden	TE	6-5	255	10/16/99	26	2	Kentucky	Cincinnati, Ohio	W. (Hou.) - '25
		83 Corley, Malachi	WR	5-11	215	3/21/02	23	2	Western Kentucky	Orange City, Fla.	FA - '25
		51 Hall, Jr., Mike	DT	6-3	300	6/13/03	22	2	Ohio State	Streetsboro, Ohio	D2 - '24
		26 Harden, Myles	CB	5-11	195	12/13/01	24	2	South Dakota	Miami Gardens, Fla.	D7a - '24
	*	44 Kendall, Anthony	CB	5-10	188	12/17/99	26	2	Baldwin-Wallace	El Paso, Texas	FA - '25
		72 Leveston, KT	T	6-4	335	8/28/99	26	2	Kansas State	Waco, Texas	Tr. (LAR) - '24
	*	59 Reid, Winston^	LB	6-0	225	8/3/99	26	2	Weber State	St. George, Utah	FA - '24
		50 Sunahara, Rex	LS	6-6	242	10/9/96	29	2	West Virginia	Bay Village, Ohio	FA - '24
		80 Thrash, Jamari	WR	6-0	190	12/19/00	25	2	Louisville	LaGrange, Ga.	D5 - '24
	*	40 Watson, Nathaniel	LB	6-0	233	9/1/00	25	2	Mississippi State	Maplesville, Ala.	D6 - '24
		70 Zinter, Zak	G	6-6	310	4/17/01	24	2	Michigan	North Andover, Mass.	D3 - '24
1st Year (2)		41 Edmonds, Christopher	S	6-2	210	7/16/01	24	1	Arizona State	Phenix City, Ala.	FA - '25
		25 Szmyt, Andre	K	6-0	200	9/26/98	27	1	Syracuse	Lake Forest, Ill.	FA - '25
Rookie (16)		16 Bond, Isaiah	WR	5-11	180	3/15/04	21	R	Texas	Hamilton, Ga.	FA - '25
		63 Byers, Jeremiah	T	6-4	320	3/23/01	24	R	Florida State	Austin, Texas	FA - '25
		44 Fannin Jr., Harold	TE	6-4	241	7/20/04	21	R	Bowling Green	Canton, Ohio	D3a - '25
		8 Gabriel, Dillon	QB	5-11	205	12/28/00	25	R	Oregon	Millilani, Hawai'i	D3b - '25
		94 Graham, Mason	DT	6-4	315	9/3/03	22	R	Michigan	Mission Viejo, Calif.	D1 - '25
		98 Huntington, Adin	DE	6-1	281	3/18/02	23	R	Tulane	Stafford, Va.	FA - '25
	*	37 Jones, Dom	CB	6-2	192	7/16/00	25	R	Colorado State	Duluth, Ga.	FA - '25
	*	10 Judkins, Quinshon	RB	6-0	221	10/29/03	22	R	Ohio State	Pike Road, Ala.	D2b - '25
		84 Larvadain, Gage	WR	5-8	171	1/3/03	22	R	South Carolina	Donaldsonville, La.	FA - '25
		42 Mascarenas-Arnold, Easton	LB	5-11	227	9/13/02	23	R	Southern California	Mission Viejo, Calif.	FA - '25
		31 McMillon, Donovan	S	6-2	203	6/18/02	23	R	Pittsburgh	McMurray, Pa.	FA - '25
	*	62 Osborne, Justin	C	6-4	307	11/25/00	25	R	Southern Methodist	Flower Mound, Texas	FA - '25
		22 Sampson, Dylan	RB	5-8	200	9/14/04	21	R	Tennessee	Baton Rouge, La.	D4 - '25
		35 Sanders, Raheim	RB	6-0	230	6/8/02	23	R	South Carolina	Rockledge, Fla.	W. (LAC) - '25
		12 Sanders, Shedeur	QB	6-2	212	2/7/02	23	R	Colorado	Dallas, Texas	D5 - '25
		49 Schwesinger, Carson	LB	6-3	242	2/24/03	22	R	UCLA	Moorpark, Calif.	D2a - '25

* Denotes player on a reserve list
^ Designated for return

HOW THE BROWNS WERE BUILT

YEAR	1st Round Picks	2nd Round Picks	3rd Round Picks	4th Round Picks	5th Round Picks	6th Round Picks	7th Round Picks	Unrestricted Free Agents	Undrafted Free Agents	Street Free Agents	Trades	Waivers
2025	Wason Graham	Carson Schwesinger Quintavon Adkins*	Harold Fannin Jr. Dillon Gabriel	Dylan Simpson	Shedeur Sanders			Jerome Baker (Ten) DeShaun Carter (Chi)* Darius Johnson (Chi) Cornellius Lucas (Wah)	Isiah Bond Aidan Hutchinson Darius Johnson (Chi) Glenn Sneed Eliot Masarina-Arnold Deron McMillon Justin Osborne*	The Avery Jeremiah Byers Darius Johnson (Chi) Mason Collier Christopher Edmonds Royalshaw Jenkins Sam Kamara Anthony Kendeja* D'Angelo Ross Andre Smyth Treylon Williams	Tyson Campbell (Tex.) KJ Lawson (Lak) Cam Robinson (Ho.)	Brenden Bates (Ho.) Rahiem Sanders (Lak)
2024		Mike Hall Jr.	Zak Zuercher		Janarri Thrash	Nathaniel Watson*	Myke Harden	David Bush (Sea.)	Winston Rose*	Ben Skowron Blake Whitehair	Jerry Judy (Det.)	Cameron Thomas (K. C.)
2023			Cedric Tillman	Daquan Jones*		Luke Wypler			Mohamed Diabate Ronnie Hollman	Shelby Harris		
2022			Merlin Emerson Jr.* Alex Wright	Daquan Jones*	Jerome Ford*			Corey Bojener (D. L.) Ethan Ponder (Sea.)*			DeShaun Watson (Ho.)*	
2021		Jaramiah Owens-Kornmann*										
2020		Orson Callup						Jack Crivello (Ten)*				
2019											Wyatt Teller (Bal.)	
2018		Daniel Ward										
2017		Wylie Garrett David Njoku										
2016												
2015												
2014		Joel Bitonio										

* Denotes player on a reserve list

Roster breakdown:
25 draft picks (4 1st round picks, 6 2nd round picks, 6 3rd round picks, 3 4th round picks, 3 5th round picks, 2 6th round picks, 1 7th round pick).
32 free agents (8 unrestricted free agents, 10 undrafted free agents, 14 street free agents).
5 via trade.
3 via waivers.

As of Dec. 23, 2025

OFFENSE

WR	3 Jerry Jeudy	83 Malachi Corley	80 Jamari Thrash
LT	68 Cam Robinson	63 Jeremiah Byers	
LG	75 Joel Bitonio	70 Zak Zinter	
C	56 Luke Wypler		
RG	(77 Wyatt Teller)	74 Teven Jenkins	
RT	72 KT Leveston	71 Cornelius Lucas	
TE	(85 David Njoku)	86 Blake Whiteheart	
QB	<u>12 Shedeur Sanders</u>	<u>8 Dillon Gabriel</u>	
RB	(<u>22 Dylan Sampson</u>)	<u>35 Raheim Sanders</u>	38 Trayveon Williams
TE	<u>44 Harold Fannin Jr.</u>	82 Brenden Bates	
WR	19 Cedric Tillman	<u>16 Isaiah Bond</u>	<u>84 Gage Larvadain</u>

DEFENSE

DE	95 Myles Garrett	99 Cameron Thomas	
DT	93 Shelby Harris	51 Mike Hall Jr.	
DT	<u>94 Mason Graham</u>	<u>98 Adin Huntington</u>	92 Sam Kamara
DE	91 Alex Wright	57 Isaiah McGuire	
LB	17 Jerome Baker	43 Mohamoud Diabate	
LB	<u>49 Carson Schwesinger</u>	<u>42 Easton Mescareenas-Arnold</u>	
LB	30 Devin Bush		
CB	7 Tyson Campbell	26 Myles Harden	28 Tre Avery
CB	(21 Denzel Ward)	20 D'Angelo Ross	27 Sam Webb
S	9 Grant Delpit	5 Rayshawn Jenkins	41 Christopher Edmonds
S	33 Ronnie Hickman	<u>31 Donovan McMillon</u>	

SPECIAL TEAMS

P	13 Corey Bojorquez
K	25 Andre Szmyt
H	13 Corey Bojorquez
KR	<u>22 Dylan Sampson</u>
PR	<u>84 Gage Larvadain</u>
LS	50 Rex Sunahara

Rookies are underlined
Injured players are in [brackets]

PRONUNCIATION GUIDE

Joel BITONIO	buh-TONE-ee-oh	Easton MASCARENAS-Arnold	MAH-skuh-RAH-nyuhs
Corey BOJORQUEZ	boh-HOR-kez	David NJOKU	nuh-JOE-koo
MOHAMOUD DIABATE	mah-MOOD dee-ah-BAH-tay	SHEDEUR Sanders	sha-DOOR
ADIN Huntington	AY-din	Rex SUNAHARA	soon-uh-HAR-uh
Jerry JEUDY	JUDY	Andre SZMYT	sch-MITT
QUINSHON JUDKINS	KWIN-shon JUD-kins	Carson SCHWESINGER	SWESS-in-jurr
Gage LARVADAIN	LAR-vuh-dan	JAMARI Thrash	juh-MAR-ee

2025 CLEVELAND BROWNS PARTICIPATION REPORT																						
Players	vs. CIN	at BAL	vs. GB	at DET	vs. MIN	at PIT	vs. MIA	at NE	at NYJ	vs. BAL	at LV	vs. SF	vs. TEN	at CHI	vs. BUF	vs. PIT	at CIN	GP	GS	DNP	IA	
	9/7	9/14	9/21	9/28	10/5	10/12	10/19	10/26	11/9	11/16	11/23	11/30	12/7	12/14	12/21	12/28	1/4					
Asante, Eugene	NOT	NOT	NOT	NOT	NOT	NOT	PS	PS	PS	PS	PS	PS	PS	NOT	NOT			0	0	0	0	
Avery, Tre	NOT	NOT	PS	X	X	X	X	X	X	PS	PS	PS	PS	X	X			8	0	0	0	
Baker, Jerome	LB	X	X	X	LB	X	LB	X	X	X	X	X	X	X	X			15	4	0	0	
Barrow Jr., Simeon	NOY	NOT	NOT	NOT	NOT	NOT	PS	PS	PS	NOT	NOT	PS	PS	NOT	NOT			0	0	0	0	
Bates, Brenden	PS	PS	NOT	NOT	NOT	NOT	NOT	NOT	IA	IA	TE	IA	IA	TE	X			3	2	0	4	
Bell, David	NFI	NFI	NFI	NFI	NFI	NFI	RR	RR	RR	RR	RR	RR	RR	RR	RR			0	0	0	0	
Bernard-Converse, Jarrick	X	X	X	X	X	IA	IA	IA	NOT	NOT	NOT	NOT	NOT	NOT	NOT			5	0	0	3	
Bitonio, Joel	LG	LG	LG	LG	LG	LG	LG	LG	LG	LG	LG	LG	LG	LG	LG			15	15	0	0	
Bojorquez, Corey	X	X	X	X	X	X	X	X	X	X	X	X	X	X	X			15	0	0	0	
Bond, Isaiah	X	X	WR	X	X	X	X	WR	IA	X	X	X	X	X	X			14	2	0	1	
Brown, Logan	PS	PS	NOT	NOT	NOT	NOT	NOT	NOT	NOT	NOT	NOT	NOT	NOT	NOT	NOT			0	0	0	0	
Byers, Jeremiah	NOT	NOT	NOT	NOT	NOT	NOT	NOT	NOT	NOT	NOT	NOT	NOT	NOT	NOT	DNP			0	0	2	0	
Bush, Devin	LB	LB	LB	LB	LB	LB	LB	LB	LB	LB	LB	LB	LB	LB	LB			15	15	0	0	
Campbell, Tyson	NOT	NOT	NOT	NOT	NOT	CB	CB	CB	CB	CB	CB	CB	CB	CB	CB			10	10	0	0	
Cannella, Sal	PS	PS	PS	PS	PS	PS	PS	PS	PS	PS	PS	PS	PS	PS	PS			0	0	0	0	
Carter, DeAndre	X	X	X	X	IR	IR	IR	IR	IR	IR	IR	IR	IR	IR	IR			4	0	0	0	
Collins, Maliek	DT	DT	DT	DT	DT	DT	DT	DT	DT	DT	DT	DT	IR	IR	IR			12	12	0	0	
Conklin, Jack	RT	IA	IA	IA	RT	RT	IA	RT	RT	RT	RT	RT	IA	IA	IR			8	8	0	6	
Conley, Jack	NOT	NOT	NOT	NOT	NOT	NOT	NOT	NOT	NOT	NOT	NOT	PS	PS	PS	PS			0	0	0	0	
Cooper Jr., Keith	NOT	NOT	NOT	NOT	NOT	NOT	NOT	NOT	NOT	NOT	NOT	NOT	NOT	PS	X			1	0	0	0	
Corley, Malachi	PS	PS	PS	PS	X	X	X	WR	WR	X	WR	WR	X	WR	X			11	4	0	0	
Dalcourt, Darrian	NOT	NOT	NOT	NOT	NOT	NOT	NOT	NOT	NOT	NOT	NOT	NOT	NOT	PS	PS			0	0	0	0	
Davis, Kaden	PS	PS	PS	PS	PS	PS	PS	PS	PS	NOT	PS	PS	PS	PS	PS			0	0	0	0	
Dellinger, Garrett	PS	PS	PS	PS	PS	PS	PS	PS	PS	PS	PS	PS	PS	X	NOT			1	0	0	0	
Delpit, Grant	S	S	S	S	S	S	S	S	S	S	S	S	S	S	S			15	14	0	0	
Diabate, Mohamoud	X	X	X	X	X	LB	X	X	X	X	LB	X	X	X	LB			13	3	1	0	
Edmonds, Christopher	PS	PS	PS	PS	PS	PS	PS	PS	X	X	X	X	X	X	X			6	0	0	0	
Emerson Jr., Martin	IR	IR	IR	IR	IR	IR	IR	IR	IR	IR	IR	IR	IR	IR	IR			0	0	0	0	
Fannin, Jr., Harold	TE	TE	X	TE	TE	TE	TE	TE	X	TE	TE	TE	X	TE	TE			15	12	0	0	
Flacco, Joe	QB	QB	QB	QB	DNP	NOT	NOT	NOT	NOT	NOT	NOT	NOT	NOT	NOT	NOT			4	4	1	0	
Floriea, Luke	NOT	NOT	NOT	PS	PS	PS	PS	PS	PS	PS	PS	PS	PS	PS	PS			0	0	0	0	
Ford, Jerome	X	X	X	X	X	X	X	X	X	X	X	X	X	IR	IR			13	0	0	0	
French, Wesley	NOT	NOT	NOT	NOT	NOT	NOT	NOT	NOT	NOT	NOT	NOT	NOT	NOT	NOT	PS			0	0	0	0	
Gabriel, Dillon	DNP	X	DNP	X	QB	QB	QB	QB	QB	QB	IA	X	DNP	DNP	X			10	6	4	1	
Garrett, Myles	DE	DE	DE	DE	DE	DE	DE	DE	DE	DE	DE	DE	DE	DE	DE			15	15	0	0	
Graham, Mason	DT	DT	DT	DT	DT	DT	DT	DT	DT	DT	DT	DT	DT	DT	DT			15	15	0	0	
Hall, Jr., Mike	IA	IA	IA	IA	IA	IA	IA	IA	X	X	X	X	X	X	IA			6	0	0	8	
Harden, Myles	X	CB	CB	CB	X	X	X	X	CB	X	X	X	X	X	X			15	4	0	0	
Harris, Shelby	X	X	X	X	X	X	X	X	X	X	X	X	X	X	DT			15	2	0	0	
Henderson, LaDarius	NOT	NOT	NOT	NOT	PS	PS	PS	PS	NOT	NOT	NOT	NOT	NOT	NOT	NOT			0	0	0	0	
Henry, K.J.	NOT	PS	PS	NOT	NOT	NOT	NOT	NOT	PS	PS	PS	PS	PS	PS	PS			0	0	0	0	
Hickman, Ronnie	S	S	S	S	S	S	S	S	S	S	S	S	S	S	S			15	15	0	0	
Holley, Ralph	NOT	PS	NOT	NOT	NOT	NOT	NOT	NOT	NOT	NOT	NOT	NOT	NOT	NOT	NOT			0	0	0	0	
Huntington, Adin	X	X	X	X	X	X	X	IA	X	X	X	IA	IA	IA	X			11	0	0	3	
Hurst II, Maurice	NOT	NOT	NOT	NOT	NOT	NOT	NOT	NOT	NOT	NOT	NOT	NOT	NOT	X	X			2	0	0	0	
James, LaMareon	PS	PS	NOT	NOT	NOT	NOT	NOT	NOT	NOT	NOT	NOT	NOT	NOT	NOT	NOT			0	0	0	0	
Jenkins, Rayshaw	X	X	X	X	X	X	X	S	S	X	X	S	X	X	X			15	3	0	0	
Jenkins, Teven	X	X	X	X	X	X	X	X	X	X	X	X	RG	RG	RG			15	3	0	0	
Jeuody, Jerry	WR	WR	WR	WR	WR	WR	WR	WR	WR	WR	WR	WR	WR	X	WR			15	14	0	0	
Jones, Dawand	LT	LT	RT	IR	IR	IR	IR	IR	IR	IR	IR	IR	IR	IR	IR			3	3	0	0	
Jones, Dom	PS	PS	PS	X	X	X	X	X	X	IR	IR	IR	IR	IR	IR			7	0	0	0	
Judkins, Quinshon	DNP	RB	RB	RB	RB	RB	RB	RB	RB	RB	RB	RB	RB	RB	RB			14	14	1	0	
Kamara, Sam	PS	PS	PS	PS	PS	PS	PS	X	NOT	IA	PS	X	DT	DT	IA			3	1	0	2	
Kazee, Damontae	X	X	IA	IA	IA	X	X	IA	NOT	NOT	NOT	NOT	NOT	NOT	NOT			4	0	0	4	
Kendall, Anthony	IR	IR	IR	IR	IR	IR	IR	IR	IR	IR	IR	IR	IR	IR	IR			0	0	0	0	
Larvadain, Gage	IA	NOT	PS	PS	X	X	X	X	X	X	X	X	X	X	X			11	0	0	1	
Leveston, KT	IA	X	X	LT	LT	X	X	X	X	X	X	X	X	RT	RT			12	4	0	1	
Lucas, Cornelius	X	RT	LT	RT	IA	IA	RT	IA	IA	IA	IA	IA	X	T	T			8	5	0	6	
Marshall, Ahmani	PS	PS	PS	PS	PS	PS	PS	PS	NOT	NOT	NOT	NOT	NOT	PS	PS			0	0	0	0	
Mascarenas-Arnold, Easton	X	X	X	X	X	X	X	X	X	IA	IA	X	X	X	X			13	0	0	1	
Mathis, Ochuan	NOT	NOT	NOT	NOT	NOT	NOT	NOT	NOT	PS	PS	PS	PS	PS	NOT	NOT			0	0	0	0	
McDonald, Cade	IR	IR	IR	IR	IR	IR	IR	IR	NOT	NOT	NOT	NOT	NOT	NOT	NOT			0	0	0	0	
McGrone, Cameron	NOT	NOT	NOT	NOT	NOT	NOT	NOT	PS	X	PSI	PSI	PSI	PSI	NOT	NOT			0	0	0	0	
McGuire, Isaiah	DE	DE	X	DE	DE	X	X	X	DE	DE	DE	X	X	X	X			15	7	0	0	
McMillon, Donovan	X	X	X	X	X	X	X	X	X	X	X	X	X	X	X			15	0	0	0	
Miles, Joshua	NOT	NOT	PS	PS	PS	PS	NOT	NOT	NOT	NOT	NOT	NOT	NOT	NOT	NOT			0	0	0	0	
Mitchell, Cameron	X	X	IA	NOT	NOT	NOT	NOT	NOT	NOT	NOT	NOT	NOT	NOT	NOT	NOT			2	0	0	1	
Munford Jr., Thayer	NOT	NOT	NOT	IA	IA	IA	NOT	NOT	NOT	NOT	NOT	NOT	NOT	NOT	NOT			0	0	0	3	
Newsome II, Greg	CB	CB	CB	CB	CB	NOT	NOT	NOT	NOT	NOT	NOT	NOT	NOT	NOT	NOT			5	5	0	1	
Njoku, David	TE	TE	TE	TE	TE	TE	IA	TE	TE	X	TE	TE	TE	IA	IA			12	11	0	3	
Okwara, Julian	PS	PS	PS	PS	PS	PS	PS	PS	PS	PS	PS	PSI	PSI	PSI	PSI			0	0	0	0	
Osborne, Justin	IR	IR	IR	IR	IR	IR	IR	IR	IR	IR	IR	IR	IR	IR	IR			0	0	0	0	
Owusu-Koramoah, Jeremiah	PUP	PUP	PUP	PUP	PUP	PUP	PUP	PUP	PUP	PUP	PUP	PUP	PUP	PUP	PUP			0	0	0	0	
Phillips, Tyre	NOT	NOT	PS	PS	PS	PS	PS	PS	PS	PS	PS	PS	PS	PS	PS			0	0	0	0	
Prieskorn, Caden	NOT	NOT	NOT	NOT	NOT	NOT	NOT	NOT	PS	PS	PS	PS	PS	PS	PS			0	0	0	0	
Pocic, Ethan	C	C	C	C	C	C	C	C	C	C	C	C	C	IR	IR			13	13	0	0	
Reid, Winston	IR	IR	IR	IR	IR	IR	IR	IR	IR	IR	IR	IR	IR	IR	IR			0	0	0	0	
Robinson, Cam	NOT	NOT	NOT	NOT	X	LT	LT	LT	T	LT	LT	LT	LT	LT	LT			9	9	0	0	
Robinson, Mark	NOT	NOT	NOT	NOT	NOT	NOT	NOT	NOT	NOT	NOT	NOT	PS	PS	NOT	NOT			0	0	0	0	
Ross, D'Angelo	NOT	NOT	NOT	NOT	NOT	NOT	NOT	NOT	NOT	X	X	X	X	X	X			4	0	0	0	
Sampson, Dylan	RB	X	X	X	X	X	X	X	X	X	X	X	X	IA	IA			13	1	0	2	
Sanders, Raheim	X	IA	IA	IA	IA	IA	IA	IA	IA	IA	IA	IA	IA	DNP	X			2	0	1	10	
Sanders, Shedeur	IA	IA	IA	IA	IA	DNP	DNP	IA	DNP	X	QB	QB	QB	QB	QB			6	5	3	6	
Schwesinger, Carson	LB	LB	LB	LB	LB	LB	LB	LB	LB	LB	LB	LB	LB	LB	LB			15	14	0	0	
Speed, Ameer	NOT	NOT	NOT	NOT	PS	NOT	NOT	NOT	NOT	NOT	NOT	NOT	NOT	NOT	NOT			0	0	0	0	
Strange, Cole	PS	NOT	NOT	NOT	NOT	NOT	NOT	NOT	NOT	NOT	NOT	NOT	NOT	NOT	NOT			0	0	0	0	
Sunahara, Rex	X	X	X	X	X	X	X	X	X	X	X	X	X	X	X			15	0	0	0	
Szmyt, Andre	X	X	X	X	X	X	X	X	X	X	X	X	X	X	X			14	0	0	0	
Teller, Wyatt	RG	RG	RG	RG	RG	RG	RG	RG	RG	RG	RG	RG	IA	IA	IA			12	12</			

JANUARY

- 6 Signed G Javion Cohen to the Reserve/Future list.
Signed S Trey Dean to the Reserve/Future list.
Signed DE Marcus Haynes to the Reserve/Future list.
Signed T Roy Mbaeteka to the Reserve/Future list.
Signed TE Tre' McKitty to the Reserve/Future list.
Signed T Julian Pearl to the Reserve/Future list.
Signed DE Elerson Smith to the Reserve/Future list.
Signed K Andre Szmyt to the Reserve/Future list.
Signed T Lorenzo Thompson to the Reserve/Future list.
- 8 Named Mike Bloomgren offensive line coach.
- 14 Signed G Brady Latham to the Reserve/Future list.
Signed DT Ralph Holley to the Reserve/Future list.
- 15 Named Tommy Rees offensive coordinator.
- 28 Signed FB Troy Hairston to the Reserve/Future list.

FEBRUARY

- 14 Named Christian Jones tight ends coach.
Named Sanders Davis offensive assistant - offensive line.
Named Kyle Hoke assistant special teams coach.
Named Adam Morris assistant defensive line coach.
Named Ben Wilkerson assistant offensive line coach.
- 24 Terminated the contract of LS Charley Hughlett.
Signed CB Anthony Kendall.

MARCH

- 4 Tendered exclusive rights free agent LB Winston Reid.
Tendered exclusive rights free agent TE Blake Whiteheart.
- 12 Traded QB Dorian Thompson-Robinson and 2025 5th round pick to Philadelphia for QB Kenny Pickett.
Agreed to terms with LB Devin Bush.
Agreed to terms with unrestricted free agent T Cornelius Lucas.
Agreed to terms with unrestricted free agent DE Joe Tryon-Shoyinka.
Terminated contract of S Juan Thornhill with post June 1 designation.
Terminated contract of DT Dalvin Tomlinson with post June 1 designation.
- 13 Agreed to terms with DT Maliek Collins.
- 20 Re-signed CB Tony Brown II.
Signed unrestricted free agent G Teven Jenkins.
- 23 Signed unrestricted free agent LB Jerome Baker.

APRIL

- 1 Signed unrestricted free agent WR DeAndre Carter.
- 7 Signed exclusive rights free agent TE Blake Whiteheart.
- 8 Signed exclusive rights free agent LB Winston Reid.
- 11 Agreed to terms with QB Joe Flacco.

- 14 Signed unrestricted free agent DE Julian Okwara.
- 21 Signed CB Nik Needham.
- 24 Traded 2025 6th, 6th and 7th round picks to Houston for 2025 5th and 2027 5th round picks.
Traded 2025 1st, 4th and 6th round picks to Jacksonville for 2025 1st, 2025 2nd, 2025 4th and 2026 1st round picks.
Drafted DT Mason Graham with the 5th overall pick.
- 25 Drafted LB Carson Schwesinger with the 33rd overall pick.
Drafted RB Quinshon Judkins with the 36th overall pick.
Drafted TE Harold Fannin Jr. with the 67th overall pick.
Drafted QB Dillon Gabriel with the 94th overall pick.
- 26 Drafted RB Dylan Sampson with the 126th overall pick.
Traded 2025 5th and 6th round picks to Seattle for 2025 5th round pick.
Drafted QB Shedeur Sanders with the 144th overall pick.

MAY

- 5 Signed unrestricted free agent WR Diontae Johnson.
- 9 Signed RB Dylan Sampson.
- 10 Signed LB Carson Schwesinger.
Signed DE Adin Huntington.
Signed T Jason Ivey.
Signed CB LaMareon James.
Signed CB Dom Jones.
Signed WR Gage Larvadain.
Signed RB Ahmani Marshall.
Signed LB Easton Mascarenas-Arnold.
Signed LS Brent Maticisk.
Signed S Donovan McMillon.
Signed C Justin Osborne.
Signed WR Ja'seem Reed.
Signed G DartanyanTinsley.
Signed FB Eli Wilson.
- 12 Placed LB Jeremiah Owusu-Koramoah on Reserve/PUP.
Signed S Rayshawn Jenkins.
Signed S Damontae Kazez.
Signed WR Luke Floriea.
Signed WR Kisean Johnson.
Signed WR Cade McDonald.
Waived S Trey Dean.
Waived DE Marcus Haynes.
Waived WR Ja'Seem Reed with an injury designation.
Waived FB Eli Wilson.
- 16 Signed TE Harold Fannin Jr.
- 19 Signed QB Shedeur Sanders.
- 27 Signed DT Mason Graham.

JUNE

- 4 Signed QB Dillon Gabriel.
Signed WR Jaelen Gill.

Waived K Andre Szmyt.
 9 Signed T Jackson Barton.
 Waived C Justin Osborne with an injury designation.
 17 Waived WR Ja'Seem Reed from injured reserve.
 19 Signed TE Sal Cannella.
 Waived TE Tre' McKitty.
 26 Signed K Andre Szmyt.
 Terminated the contract of DE Ogbo Okoronkwo.

JULY

16 Placed DE Elerson Smith on reserve/retired.
 22 Waived WR Jaelen Gill with a non-football injury.
 Placed WR David Bell on active/NFI.
 Placed DT Mike Hall Jr. on active/PUP.
 Placed QB Deshaun Watson on active/PUP.
 23 Claimed DE K.J. Henry via waivers from Philadelphia.
 25 Signed WR Winston Wright.
 Placed LB Jordan Hicks on reserve/retired.
 28 Signed RB Toa Taua.
 29 Signed C Bucky Williams.
 Waived C Brady Latham.
 30 Placed CB Martin Emerson Jr. on injured reserve.
 Waived WR Michael Woods II with an injury designation.

AUGUST

1 Signed WR Chase Cota.
 Signed CB Keenan Isaac.
 Claimed T Sebastian Gutierrez via waivers from San Fransisco.
 3 Claimed T Kilian Zierer via waivers from Atlanta.
 Waived FB Troy Hairston.
 Waived WR Winston Wright.
 4 Signed TE Mitch Van Vooren.
 Signed RB Trayveon Williams.
 Waived T Julian Pearl.
 5 Signed QB Tyler Huntley.
 Waived CB Anthony Kendall with an injury designation.
 Waived WR Michael Woods II from injured reserve.
 11 Signed CB Christian Holmes.
 Signed CB Darius Rush.
 Waived WR Luke Floriea with an injury designation.
 Waived T Roy Mbaeteka.
 Designated T Kilian Zierer as the club's international player.
 13 Waived WR Luke Floriea from injured reserve.
 18 Signed WR Isaiah Bond.
 Waived LS Brent Matiscik.
 20 Traded DT Jowon Briggs and 2026 7th round pick to New York Jets for 2026 6th round pick.
 21 Signed WR Chase Cota.
 Signed LB Marvin Moody.
 Signed LB Charlie Thomas III.

Placed LB Nathaniel Watson on injured reserve.
 Waived RB Toa Taua.
 24 Terminated the contact of T Jackson Barton.
 Terminated the contract of CB Tony Brown II.
 Terminated the contract of QB Tyler Huntley.
 Terminated the contract of S Nik Needham.
 Waived CB Chigozie Anusiem.
 Waived TE Sal Canella.
 Waived G Javion Cohen.
 Waived T Sebastian Gutierrez.
 Waived DE K.J. Henry.
 Waived DT Ralph Holley.
 Waived CB Christian Holmes.
 Waived CB Keenan Isaac.
 Waived T Jason Ivey.
 Waived DE Titus Leo.
 Waived LB Marvin Moody.
 Waived CB Darius Rush.
 Waived LB Charlie Thomas III.
 Waived T Lorenzo Thompson.
 Waived G Dartanyan Tinsley.
 Waived TE Mitchell Van Vooren.
 Waived C Bucky Williams.
 25 Traded QB Kenny Pickett to Las Vegas Raiders for 2026 5th round pick.
 26 Traded 2028 7th round pick to Los Angeles Rams for KT Leveston.
 DT Mike Hall Jr. passed physical.
 Placed LB Winston Reid on injured reserve (designated for return).
 Placed QB Deshaun Watson on Reserve/Physically Unable to Perform.
 Placed WR David Bell on Reserve/Non-Football Injury.
 Terminated the contract of K Dustin Hopkins.
 Terminated the contract of WR Diontae Johnson.
 Terminated the contract of DT Sam Kamara.
 Terminated the contract of DE Julian Okwara.
 Terminated the contract of RB Trayveon Williams.
 Waived WR Chase Cota.
 Waived WR Kaden Davis.
 Waived S Christopher Edmond.
 Waived CB LaMareon James.
 Waived WR Kisean Johnson.
 Waived RB Ahmani Marshall.
 Waived WR Cade McDonald with an injury designation.
 Waived RB Pierre Strong Jr. with an injury designation.
 Waived T Kilian Zierer.
 27 Claimed CB Jarrick Bernard-Converse via waivers from the Jets.
 Claimed RB Raheim Sanders via waivers from the Chargers.
 Waived TE Brenden Bates.
 Waived CB Dom Jones.
 Signed TE Sal Cannella to practice squad.

Signed WR Kaden Davis to practice squad.
Signed S Christopher Edmonds to practice squad.
Signed DT Ralph Holley to practice squad.
Signed CB LaMareon James to practice squad.
Signed DT Sam Kamara to practice squad.
Signed RB Ahmani Marshall to practice squad.
Signed DE Julian Okwarato practice squad.
Signed RB Trayveon Williams to practice squad.
28 Signed T Logan Brown to practice squad.
Signed WR Malachi Corley to practice squad.
Signed G Garrett Dellinger to practice squad.
Signed G Cole Strange to practice squad.
Signed LB Edefuan Ulofoshio to practice squad.
Signed QB Bailey Zappe to practice squad.
29 Signed CB Dom Jones to practice squad.
Signed TE Brenden Bates to practice squad.

SEPTEMBER

2 Waived RB Pierre Strong Jr. from injured reserve.
6 Signed RB Quinshon Judkins.
9 Signed DT Ralph Holley to practice squad.
Released RB Trayveon Williams from practice squad.
G Cole Strange signed to Miami's active roster.
13 Activated RB Quinshon Judkins.
Waived WR Gage Larvadain.
16 Signed CB Tre Avery to practice squad.
Signed WR Gage Larvadain to practice squad.
Signed T Joshua Miles to practice squad.
Signed T Tyre Phillips to practice squad.
Released T Logan Brown from practice squad.
Released DT Ralph Holley from practice squad.
Released CB LaMareon James from practice squad.
TE Brenden Bates signed to Houston's active roster.
20 Elevated WR Kaden Davis from practice squad.
Elevated CB Dom Jones from practice squad.
22 WR Kaden Davis reverted back to practice squad.
CB Dom Jones reverted back to practice squad.
23 Signed WR Luke Floriea to practice squad.
Released DE K.J. Henry from practice squad.
24 Signed T Thayer Munford Jr. to active roster from New England's practice squad.
Placed T Dawnd Jones on injured reserve.
27 Elevated CB Tre Avery from practice squad.
Elevated CB Dom Jones from practice squad.
29 Traded 2027 6th round pick to Houston for T Cam Robinson and 2027 7th round pick.
Placed WR DeAndre Carter on injured reserve.
CB Tre Avery reverted back to practice squad.
CB Dom Jones reverted back to practice squad.
30 Signed WR Malachi Corley to active roster from practice squad.

Signed WR Gage Larvadain to active roster from practice squad.
Placed WR Cedric Tillman on injured reserve.
Waived CB Cameron Mitchell.
Signed CB Ameer Speed to practice squad.

OCTOBER

4 Elevated CB Tre Avery from practice squad.
Elevated CB Dom Jones from practice squad.
6 CB Tre Avery reverted back to practice squad.
CB Dom Jones reverted back to practice squad.
7 Traded QB Joe Flacco and a 2026 6th round pick to Cincinnati for a 2026 5th round pick.
8 Signed CB Dee Williams to practice squad.
Placed CB Ameer Speed on practice squad/injured.
9 Traded CB Greg Newsome II and 2026 6th round pick to Jacksonville for CB Tyson Campbell and 2026 7th round pick.
Released CB Ameer Speed from practice squad/injured.
11 Elevated CB Tre Avery from practice squad.
13 CB Tre Avery reverted back to practice squad.
Waived T Thayer Munford Jr.
14 Signed CB Tre Avery to active roster from practice squad.
Signed LB Eugene Asante to practice squad.
Signed DT Simeon Barrow Jr. to practice squad.
Placed WR Davis Bell on reserve/retired.
Released T Joshua Miles from practice squad.
15 Signed T Thayer Munford Jr. to practice squad.
22 Waived WR Cade McDonald from injured reserve.
25 Elevated DT Sam Kamara from practice squad.
Elevated QB Bailey Zappe from practice squad.
27 Claimed TE Brenden Bates via waivers from Houston.
Waived CB Jarrick Bernard-Converse.
DT Sam Kamara reverted back to practice squad.
QB Bailey Zappe reverted back to practice squad.
Signed TE Caden Prieskorn to practice squad.
Released RB Ahmani Marshall from practice squad.
28 Released G LaDarius Henderson from practice squad.

NOVEMBER

3 Designated WR Cedric Tillman for return.
Terminated the contract of S Damontae Kazee.
4 Traded DE Joe Tryon-Shoyinka and 2026 7th round pick to Chicago for 2026 6th round pick.
5 Signed LB Cameron McGrone to practice squad.
8 Activated WR Cedric Tillman from injured reserve.
Signed S Christopher Edmonds to active roster from practice squad.
11 Waived CB Tre Avery.
Signed DE K.J. Henry to practice squad.
Signed DE Ochaun Mathis to practice squad.
Released DT Simeon Barrow Jr. from practice squad.

12 Signed WR Kaden Davis to active roster from practice squad.
 13 Signed CB Tre Avery to practice squad.
 15 Elevated LB Cameron McGrone.
 Elevated DT Sam Kamara.
 17 LB Cameron McGrone reverted back to practice squad.
 DT Sam Kamara reverted back to practice squad.
 18 Placed CB Dom Jones on injured reserve.
 Waived WR Kaden Davis.
 19 Signed CB D'Angelo Ross to active roster from Houston's practice
 squad.
 Signed CB Dsam Webb to active roster from Tennessee's practice
 squad.
 20 Signed WR Kaden Davis to practice squad.
 Placed LB Cameron McGrone on practice squad/injured.
 23 Elevated QB Bailey Zappe.
 25 QB Bailey Zappe reverted to practice squad.
 26 T Thayer Munford Jr. signed from practice squad to New England's
 active roster.
 29 Elevated DT Sam Kamara.

DECEMBER

1 DT Sam Kamara reverted back to practice squad.
 2 Signed DT Sam Kamara to active roster from practice squad.
 Placed DT Maliek Collins on injured reserve.
 Signed DT Simeon Barrow Jr. to practice squad.
 Signed T Jack Conley to practice squad.
 Signed RB Ahmani Marshall to practice squad.
 Signed LB Mark Robinson to practice squad.
 Placed DE Julian Okwara on practice squad/injured.
 Released LB Eugene Asanta from practice squad.
 3 Returned QB Deshaun Watson to practice.
 6 Elevated DE K.J. Henry.
 8 DE K.J. Henry reverted back to practice squad.
 9 Placed C Ethan Pocic on injured reserve.
 Placed RB Jerome Ford on injured reserve.
 Signed DT Keith Cooper Jr. to practice squad.
 Signed C Darrian Dalcourt to practice squad.
 Released DE Ochaun Mathis from practice squad.
 Released LB Mark Robinson from practice squad.
 10 Signed CB Tre Avery to the active roster from the practice squad.
 Signed T Jeremiah Byers to active roster from Arizona's practice
 squad.
 Signed RB Trayveon Williams to active roster from the Chargers'
 practice squad.
 Signed DT Maurice Hurst II to practice squad.
 Released DT Simeon Barrow Jr. from practice squad.
 Waived S Christopher Edmonds.
 11 Signed S Christopher Edmonds to practice squad.
 12 Released LB Cameron McGrone from practice squad/injured.

13 Signed G Garrett Dellinger to active roster from practice squad.
 Waived WE Jamari Thrash.
 Elevated S Christopher Edmonds from practice squad.
 Elevated DT Maurice Hurst II from practice squad.
 15 Signed WR Jamari Thrash.
 Waived G Garrett Dellinger.
 S Christopher Edmonds reverted back to practice squad.
 DT Maurice Hurst II reverted back to practice squad.
 17 Signed G Wesley French to practice squad.
 Returned LB Winston Reid to practice.
 20 Placed T Jack Conklin on injured reserve.
 Signed S Christopher Edmonds to active roster from practice
 squad.
 Elevated DT Keith Cooper Jr. from practice squad.
 Elevated DT Maurice Hurst II from practice squad.
 22 DT Keith Cooper Jr. reverted back to practice squad.
 DT Maurice Hurst II reverted back to practice squad.

PUNT RETURNED FOR A TD

By Browns
Donovan Peoples-Jones, 76 yards (12/4/22 at HOU)

By Opponent
Isaiah Williams, 74 yards (11/9/25 at NYJ)

KICKOFF RETURNED FOR A TD

By Browns
Joshua Cribbs, 100 yards & 103 yards (12/20/09 at KC)

By Opponent
Kene Nwangwu, 99 yards (11/9/25 at NYJ)

INTERCEPTION RETURNED FOR A TD

By Browns
Devin Bush, 23 yards (11/16/25 vs. BAL)

By Opponent
Nik Bonitto, 71 yards (12/2/24 at DEN),
Ja'Quan McMillian, 44 yards (12/2/24 at DEN)

TWO INTERCEPTIONS IN SAME GAME

By Browns
MJ Emerson (12/10/23 vs. JAX)

By Opponent
Rasul Douglas (12/25/21 at GB)

THREE INTERCEPTIONS IN SAME GAME

By Browns
Anthony Henry (11/18/01 at BAL)

By Opponent
Kevin Byard (10/22/17 vs. TEN)

FUMBLE RETURNED FOR A TD

By Browns
Rodney McLeod Jr. (9/29/24 at LV)

By Opponent
Roquan Smith (9/14/25 at BAL)

PUNT BLOCK RETURNED FOR A TD

By Browns
Andre King, 28 yards (11/30/03 at SEA)

By Opponent
Anthony Chickillo, 16 yards (9/10/17 vs. PIT)

PUNT BLOCKED

By Browns
Marlon Moore (11/5/15 at CIN)

By Opponent
James Williams (12/7/25 vs. TEN)

SHUTOUT SCORED

By Browns
at Cleveland 27, Arizona 0 (11/5/23)

By Opponent
vs. Cincinnati 30, Cleveland 0 (12/14/14)

PAT BLOCKED

By Browns
Sheldon Richardson (12/27/20 at NYJ)

By Opponent
Levi Onwuzurike (11/21/21 vs. DET)

TWO-POINT CONVERSION

By Browns
Quinshon Judkins run (11/30/25 vs. SF)

By Opponent
Kenny Pickett-Diontae Johnson pass (1/8/22 at PIT)

FIELD GOAL BLOCKED

By Browns
Shelby Harris (9/21/25 vs. GB)

By Opponent
Teair Tart (11/3/24 vs. LAC)

FIELD GOAL BLOCKED RETURNED FOR TD

By Browns
Rodney McLeod, 50 yards (10/13/24 at PHI)

By Opponent
Will Hill III, 62 yards (11/30/15 vs. BAL)

SAFETY SCORED

By Browns
Trevor Lawrence sacked in the end zone by Alex Wright (9/15/24 vs. JAX)

By Opponent
Penalty on Dillon Gabriel enforced in end zone for a Safety (10/26/25 at NE)

100 YARDS RUSHING

By Browns
Quinshon Judkins, 110 yards (10/5/25 vs. MIN)

By Opponent
James Cook, 117 yards (12/21/25 vs. BUF)

100 YARDS RUSHING IN A HALF

By Browns
Nick Chubb, 104 yards in second half (11/29/20 at JAX)

By Opponent
James Cook, 100 yards in first half (12/21/25 vs. BUF)

THE LAST TIME IN THE REGULAR SEASON

200 YARDS RUSHING

By Browns

Jerome Harrison, 286 yards (12/20/09 at KC)

By Opponent

Ahmad Bradshaw, 200 yards (10/7/12 at NYG)

BACK-TO-BACK 100-YARD RUSHING GAMES

By Browns

Nick Chubb, 113 yards (9/22/22 vs. PIT),

Nick Chubb, 118 yards (10/2/22 at ATL),

Nick Chubb, 134 yards (10/9/22 vs. LAC).

By Opponent

Rhamondre Stevenson, 100 (11/14/21 at NE),

D'Andre Swift, 136 (11/21/21 vs. DET)

TWO 100-YARD RUSHERS IN SAME GAME

By Browns

Nick Chubb (126) & Kareem Hunt (104) (11/15/20 vs. HOU)

By Opponent

Arian Foster (124) & Ben Tate (115) (11/6/11 at HOU)

TWO RUSHING TOUCHDOWNS

By Browns

Quinshon Judkins (11/23/25 at LV)

By Opponent

James Cook (12/21/25 vs. BUF)

THREE RUSHING TOUCHDOWNS

By Browns

Quinshon Judkins (10/19/25 vs. MIA)

By Opponent

Taysom Hill (11/17/24 at NO)

FOUR RUSHING TOUCHDOWNS

By Browns

Jamal Lewis (11/4/07 vs. SEA)

By Opponent

Kenyan Drake (12/15/19 at ARI)

SUCCESSFUL ONSIDE KICK

By Browns

October 26, 2025 (at NE)

By Opponent

September 18, 2022 (vs. NYJ)

OT GAME WON

By Browns

Cleveland 23 vs. Tampa Bay 17 (11/27/22 vs. TB)

By Opponent

Tampa Bay 26 vs. Cleveland 23 (10/21/18)

WEEK 17 VS. STEELERS

300 YARDS PASSING

By Browns

Shedeur Sanders, 364 yards (23-42, 3 TD, 1 INT) (12/7/25 vs. TEN)

By Opponent

Gardner Minshew II, 305 yards (15-23, 2 TD, 1 INT) (10/22/23 at IND)

BACK-TO-BACK 300-YARD PASSING GAMES

By Browns

Joe Flacco, 311 yards (26-45, 3 TD, 1 INT) (12/10/23 vs. JAX),

Joe Flacco, 374 yards (28-44, 2 TD, 3 INT) (12/17/23 vs. CHI),

Joe Flacco, 368 yards (27-42, 3 TD, 2 INT) (12/24/23 at HOU),

Joe Flacco, 309 yards (19-29, 3 TD, 1 INT) (12/28/23 vs. NYJ).

By Opponent

Matt Ryan, 330 yards (38-52, 2 TD) (11/11/18 vs. ATL),

Patrick Mahomes, 375 yards (23-32, 3 TD, INT) (11/4/18 vs. KC).

400 YARDS PASSING

By Browns

Jameis Winston, 497 yards (34-58, 4 TD, 3 INT) (12/2/24 at DEN)

By Opponent

Joe Burrow, 406 yards (35-47, 3 TD, 1 INT) (10/25/20 at CIN)

200 YARDS PASSING IN A HALF

By Browns

Joe Flacco, 203 yards in second half (9/7/25 vs. CIN)

By Opponent

Joe Flacco, 208 yards in second half (9/18/22 vs. NYJ)

THREE TOUCHDOWN PASSES

By Browns

Shedeur Sanders (12/8/25 vs. TEN)

By Opponent

Drake Maye (10/26/25 at NE)

FOUR TOUCHDOWN PASSES

By Browns

Jameis Winston (12/2/24 at DEN)

By Opponent

Lamar Jackson (9/14/25 at BAL)

FIVE TOUCHDOWN PASSES

By Browns

Baker Mayfield (10/25/20 at CIN)

By Opponent

Matthew Stafford (11/22/09 at DET)

SIX TOUCHDOWN PASSES

By Browns

None

By Opponent

Carson Palmer (9/16/07 vs. CIN)

100 YARDS RECEIVING

By Browns

Harold Fannin Jr., 114 yards (12/7/25 vs. TEN)

By Opponent

Justin Jefferson, 123 yards (10/5/25 vs. MIN)

100 YARDS RECEIVING IN A HALF

By Browns

Jerry Jeudy, 138 yards in second half (12/2/24 at DEN)

By Opponent

Mark Andrews, 107 yards in second half (12/12/21 vs. BAL)

TWO 100-YARD RECEIVERS IN SAME GAME

By Browns

Elijah Moore (111) & Jerry Jeudy (235) (12/2/24 at DEN)

By Opponent

Cameron Sutton (102) & Marvin Mims (105) (12/2/24 at DEN)

BACK-TO-BACK 100-YARD RECEIVING GAMES

By Browns

Amari Cooper, 101 yards (9/18/22 vs. NYJ),

Amari Cooper, 101 yards (9/22/22 vs. PIT)

By Opponent

Terry McLaurin, 112 yards (10/7/24 at WAS),

A.J. Brown, 116 yards (10/13/24 at PHI)

200 YARDS RECEIVING

By Browns

Jerry Jeudy, 235 yards (12/2/24 at DEN)

By Opponent

Terrell Owens, 222 yards (10/3/10 vs. CIN)

TWO RECEIVING TOUCHDOWNS

By Browns

David Njoku (12/2/24 at DEN)

By Opponent

DJ Moore (12/14/25 vs. CHI)

THREE RECEIVING TOUCHDOWNS

By Browns

Jordan Cameron (9/22/13 at MIN)

By Opponent

Martellus Bennett (10/9/16 vs. NE)

500 YARDS TOTAL OFFENSE

By Browns

552 yards (12/2/24 at DEN)

By Opponent

503 yards (10/25/20 at CIN)

TWO SACKS

By Browns

Maliek Collins, 2.5 (11/23/25 at LV)

Myles Garrett, 3.0 (11/23/25 at LV)

By Opponent

Greg Rousseau, 2.5 (12/21/25 vs. BUF)

THREE SACKS

By Browns

Myles Garrett (11/23/25 at LV)

By Opponent

Will McDonald, 4.0 (11/9/25 at NYJ)

FOUR SACKS

By Browns

Myles Garrett (11/16/25 vs. BAL)

By Opponent

Will McDonald (11/9/25 at NYJ)

FOUR FIELD GOALS

By Browns

Dustin Hopkins (11/12/23 at BAL)

By Opponent

Brandon Aubrey (9/8/24 vs. DAL)

FIVE FIELD GOALS

By Browns

Phil Dawson (11/4/12 vs. BAL)

By Opponent

Tyler Bass (6) (11/20/22 at BUF)

SIX FIELD GOALS

By Browns

Phil Dawson (11/5/06 at SD)

By Opponent

Tyler Bass (11/20/22 at BUF)

Cleveland Browns / Week 16 / Through Sunday, December 21, 2025 / Regular Season

Won 3, Lost 12

9/7/2025	L	16 - 17	Cincinnati Bengals
9/14/2025	L	17 - 41	at Baltimore Ravens
9/21/2025	W	13 - 10	Green Bay Packers
9/28/2025	L	10 - 34	at Detroit Lions
10/5/2025	L	17 - 21	Minnesota Vikings
10/12/2025	L	9 - 23	at Pittsburgh Steelers
10/19/2025	W	31 - 6	Miami Dolphins
10/26/2025	L	13 - 32	at New England Patriots
11/9/2025	L	20 - 27	at New York Jets
11/16/2025	L	16 - 23	Baltimore Ravens
11/23/2025	W	24 - 10	at Las Vegas Raiders
11/30/2025	L	8 - 26	San Francisco 49ers
12/7/2025	L	29 - 31	Tennessee Titans
12/14/2025	L	3 - 31	at Chicago Bears
12/21/2025	L	20 - 23	Buffalo Bills

	Cleveland	Opponent
Total First Downs	246	246
Rushing	93	89
Passing	121	136
Penalty	32	21
3rd Down: Made/Att	70/210	74/200
3rd Down Pct.	33.3%	37.0%
4th Down: Made/Att	11/27	6/14
4th Down Pct.	40.7%	42.9%
Possession Avg.	29:37	30:23
Total Net Yards	3994	4167
Avg. Per Game	266.3	277.8
Total Plays	928	884
Avg. Per Play	4.3	4.7
Net Yards Rushing	1453	1706
Avg. Per Game	96.9	113.7
Total Rushes	372	426
Net Yards Passing	2541	2461
Avg. Per Game	169.4	164.1
Sacked/Yards Lost	43/314	49/355
Gross Yards	2855	2816
Attempts/Completions	513/295	409/258
Completion Pct.	57.5%	63.1%
Had Intercepted	16	10
Punts/Average	84/44.2	72/47.6
Net Punting Avg.	35.9	42.2
Penalties/Yards	98/755	115/789
Fumbles/Ball Lost	13/6	17/6
Touchdowns	27	40
Rushing	10	14
Passing	15	22
Returns	2	4

Score By Periods			Q1	Q2	Q3	Q4	OT	Pts
Team			58	81	43	64	0	246
Opponents			89	77	86	103	0	355
Scoring	TD	Ru	Pa	Rt	PAT	FG	2Pt	Pts
A.Szmyt	0	0	0	0	22/23	20/23	0	82
Q.Judkins	7	7	0	0	0/0	0/0	1	44
H.Fannin	6	1	5	0	0/0	0/0	0	36
D.Njoku	4	0	4	0	0/0	0/0	0	24
J.Jeudy	2	0	2	0	0/0	0/0	0	12
D.Sampson	2	0	2	0	0/0	0/0	0	12
C.Tillman	2	0	2	0	0/0	0/0	0	12
D.Bush	1	0	0	1	0/0	0/0	0	6
T.Campbell	1	0	0	1	0/0	0/0	0	6
R.Sanders	1	1	0	0	0/0	0/0	0	6
S.Sanders	1	1	0	0	0/0	0/0	0	6
Team	27	10	15	2	22/23	20/23	1	246
Opponents	40	14	22	4	38/39	25/30	0	355

2-Pt. Conversions: Team 1/4, Opponents: 0/1
Sacks: M.Garrett 22.0, M.Collins 6.5, A.Wright 4.5, C.Schwesinger 2.5, C.Thomas 2.5, D.Bush 2.0, I.McGuire 2.0, M.Hall 1.5, J.Baker 1.5, D.McMillon 1.0, G.Delpit 1.0, S.Harris 1.0, A.Huntington 0.5, M.Graham 0.5 Team: 49.0, Opponents: 43.0

Rushing	No.	Yds	Avg	Long	TD
Q.Judkins	230	827	3.6	46t	7
S.Sanders	14	123	8.8	16	1
D.Sampson	44	116	2.6	26	0
M.Corley	10	109	10.9	31	0
D.Gabriel	14	86	6.1	19	0
J.Ford	24	73	3.0	12	0
R.Sanders	14	45	3.2	9	1
I.Bond	4	25	6.3	9	0
T.Williams	4	20	5.0	11	0
H.Fannin	7	13	1.9	4	1
J.Flacco	6	13	2.2	8	0
G.Larvadain	1	3	3.0	3	0
Team	372	1453	3.9	46t	10
Opponents	426	1706	4.0	65t	14

Receiving	No.	Yds	Avg	Long	TD
H.Fannin	70	701	10.0	35	5
J.Jeudy	43	531	12.3	60t	2
D.Njoku	33	293	8.9	23	4
D.Sampson	28	259	9.3	66t	2
Q.Judkins	26	171	6.6	58	0
J.Ford	26	103	4.0	17	0
C.Tillman	19	205	10.8	26	2
I.Bond	16	309	19.3	52	0
J.Thrash	10	107	10.7	23	0
M.Corley	8	55	6.9	17	0
G.Larvadain	7	71	10.1	14	0
T.Williams	6	42	7.0	26	0
B.Whiteheart	2	4	2.0	4	0
R.Sanders	1	4	4.0	4	0
B.Bates	0	0	0.0	0	0
L.Wypler	0	0	0.0	0	0
Team	295	2855	9.7	66t	15
Opponents	258	2816	10.9	45	22

Interceptions	No.	Yds	Avg	Long	TD
D.Bush	2	67	33.5	44	1
R.Hickman	2	31	15.5	16	0
C.Schwesinger	2	16	8.0	9	0
T.Campbell	1	34	34.0	34t	1
G.Delpit	1	25	25.0	25	0
D.Ward	1	13	13.0	13	0
R.Jenkins	1	9	9.0	9	0
Team	10	195	19.5	44	2
Opponents	16	247	15.4	61	0

Punting	No	Yds	Avg	Net	TB	In	Lg	B
C.Bojorquez	82	3712	45.3	35.9	11	22	67	2
Team	84	3712	44.2	35.9	11	22	67	2
Opponents	72	3424	47.6	42.2	8	26	77	0

Punt Returns	Ret	FC	Yds	Avg	Long	TD
G.Larvadain	22	14	161	7.3	44	0
D.Carter	6	5	56	9.3	15	0
I.Bond	2	1	9	4.5	9	0
Team	30	20	226	7.5	44	0
Opponents	36	15	475	13.2	74t	2

Kickoff Returns	No.	Yds	Avg	Long	TD
M.Corley	21	492	23.4	33	0
D.Sampson	15	360	24.0	34	0
J.Ford	13	294	22.6	32	0
D.Carter	11	274	24.9	32	0
T.Williams	2	41	20.5	21	0
K.Davis	1	28	28.0	28	0
Team	63	1489	23.6	34	0
Opponents	46	1302	28.3	99t	1

Field Goals	1-19	20-29	30-39	40-49	50+
A.Szmyt	0/0	3/3	9/10	4/5	4/5
Team	0/0	3/3	9/10	4/5	4/5
Opponents	0/0	5/5	8/9	10/12	2/4

Fumbles Lost: J.Flacco 2, J.Jeudy 1, D.Sampson 1, G.Larvadain 1, H.Fannin 1 Total: 6
Opponent Fumble Recoveries: G.Delpit 2, M.Diabate 1, M.Collins 1, R.Jenkins 1, D.Bush 1 Total: 6

Passing	Att	Cmp	Yds	Cmp%	Yds/Att	TD	TD%	Int	Int%	Long	Sack	Lost	Rating
S.Sanders	167	92	1103	55.1%	6.6	6	3.6%	8	4.8%	66t	15/	133	67.5
D.Gabriel	185	110	937	59.5%	5.1	7	3.8%	2	1.1%	26	19/	127	80.8
J.Flacco	160	93	815	58.1%	5.1	2	1.3%	6	3.8%	35	9/	54	60.3
C.Bojorquez	1	0	0	0.0%	0.0	0	0.0%	0	0.0%	0	0/	0	39.6
Q.Judkins	0	0	0	0.0%	0.0	0	0.0%	0	0.0%	0	0/	0	0.0
Team	513	295	2855	57.5%	5.6	15	2.9%	16	3.1%	66t	43/	314	69.9
Opponents	409	258	2816	63.1%	6.9	22	5.4%	10	2.4%	45	49/	355	91.1

DEFENSIVE STATISTICS

PLAYER	TACKLES					INTERCEPTIONS			FUMBLES				
	TOTAL	SOLO	ASST	SK	YDS	NO	YDS	LG	TD	PD	FF	FR	YDS
Carson Schwesinger	137	61	76	2.5	25	2	16	9	0	3	0	0	0
Devin Bush	101	51	50	2	17	2	67	44	1	7	1	1	0
Ronnie Hickman	90	42	48	0	0	2	24	15	0	5	0	0	0
Grant Delpit	62	33	29	1	6	1	25	25	0	4	0	1	0
Myles Garrett	58	41	17	22	160	0	0	0	0	1	3	0	0
Tyson Campbell	45	28	17	0	0	1	34	34	1	10	1	0	0
Myles Harden	39	25	14	0	0	0	0	0	0	4	0	0	0
Mason Graham	39	23	16	0.5	2.5	0	0	0	0	4	0	0	0
Denzel Ward	38	29	9	0	0	1	13	13	0	8	0	0	0
Mohamoud Diabate	35	18	17	0	0	0	0	0	0	0	1	1	0
Alex Wright	30	18	12	4.5	34	0	0	0	0	0	1	0	0
Isaiah McGuire	30	17	13	2	15	0	0	0	0	0	1	0	0
Shelby Harris	30	13	17	1	5.5	0	0	0	0	2	0	0	0
Jerome Baker	26	8	18	1.5	11.5	0	0	0	0	0	1	0	0
Maliek Collins	25	15	10	6.5	36	0	0	0	0	0	0	1	0
Greg Newsome	23	18	5	0	0	0	0	0	0	3	0	0	0
Rayshawn Jenkins	21	8	13	0	0	1	9	9	0	1	0	0	0
Cameron Thomas	20	4	16	2.5	15.5	0	0	0	0	0	0	0	0
Michael Hall	9	3	6	1.5	13	0	0	0	0	0	0	0	0
Adin Huntington	9	3	6	0.5	4	0	0	0	0	0	0	0	0
Sam Kamara	6	3	3	0	0	0	0	0	0	0	0	0	0
Dom Jones	5	4	1	0	0	0	0	0	0	0	0	0	0
Joe Tryon	5	3	2	0	0	0	0	0	0	0	0	0	0
Sam Webb	4	1	3	0	0	0	0	0	0	1	0	0	0
Donovan McMillon	2	1	1	1	10	0	0	0	0	0	0	0	0
Tre Avery	2	1	1	0	0	0	0	0	0	0	0	0	0
Easton Mescarenas-Arnold	1	1	0	0	0	0	0	0	0	0	0	0	0
Maurice Hurst	1	0	1	0	0	0	0	0	0	1	0	0	0
Cameron Mitchell	1	0	1	0	0	0	0	0	0	0	1	0	0
Totals	894	472	396	49	355	10	195	44	2	54	10	4	0

SPECIAL TEAMS STATISTICS

PLAYER	TOTAL	SOLO	ASST	FF	FR	BLK
Rayshawn Jenkins	17	7	10	0	1	0
Donovan McMillon	11	4	7	0	0	0
Carson Schwesinger	10	3	7	0	1	0
Grant Delpit	9	3	6	1	0	0
Myles Harden	8	3	5	0	0	0
Blake Whiteheart	7	2	5	0	0	0
Easton Mescarenas-Arnold	7	2	5	0	0	0
Tre Avery	7	2	5	0	0	0
Rex Sunahara	7	3	4	0	0	0
Chris Edmonds	6	1	5	0	0	0
Jerome Baker	4	1	3	0	0	0
Joe Tryon-Shoyinka	4	2	2	0	0	0
Mohamoud Diabate	4	2	2	0	0	0
Adin Huntington	3	2	1	0	0	0
Ronnie Hickman	3	2	1	0	0	0
D'Angelo Ross	3	2	1	0	0	0
Andre Szmyt	2	1	1	0	0	0
Alex Wright	1	0	1	0	0	0
Kaden Davis	1	0	1	0	0	0
Cameron Thomas	1	0	1	0	0	0
Tyson Campbell	1	0	1	0	0	0
Malachi Corley	1	0	1	0	0	0
Devin Bush	1	1	0	0	0	0
DeAndre Carter	0	0	0	0	1	0
Shelby Harris	0	0	0	0	0	1
Totals	118	43	75	1	3	1

MISCELLANEOUS STATISTICS

PLAYER	TKL	FF	FR
Dylan Sampson	2	0	0
Jerry Jeudy	2	0	0
Luke Wypler	2	0	0
Jerome Ford	1	0	0
Malachi Corley	1	0	0
Joel Bitonio	1	0	0
Brenden Bates	1	0	0
Harold Fannin Jr.	1	0	0
Isaiah Bond	1	0	0
KT Leveston	1	0	0
Cedric Tillman	1	0	0
Wyatt Teller	0	0	1
Dillon Gabriel	1	0	0
Jack Conklin	1	0	0
Shedeur Sanders	1	0	0
Corey Bojorquez	0	0	1
Blake Whiteheart	0	0	1
Totals	16	0	3

DEFENSIVE/SPECIAL TEAMS SCORING STATISTICS

PLAYER	INT	FUM	KOR	PR
Tyson Cambell	1	0	0	0
(interception return)				
Devin Bush	1	0	0	0
(interception return)				
Totals	2	0	0	0

2025 BROWNS GAME-BY-GAME OFFENSIVE STATISTICS

OPP	1ST DOWNS				DOWN CONV.				RUSHING				PASS				TDs				FGs				FUM				PEN				PUNTS			
	T	R	Pass	Pen.	3rd	4th	Net Yds.	Plays	Net	Att.	Avg.	Net	Skd-Yds.	Gross	A	C	TD	INT	R	P	Ret.	M	A	No.	Lost	No.	Yds.	No.	Avg.	POSS.						
vs. CIN (9/7)	22	5	13	4	9-16-56.2%	2-3-66.7%	327	71	49	24	2.0	278	2-12	290	45	31	2	2	1	1	0	1	2	0	0	7	53	3	41.0	35/49						
at BAL (9/14)	17	7	10	0	7-18-38.9%	1-3-33.3%	322	72	115	22	5.2	207	2-11	218	48	28	2	1	0	2	0	1	1	1	1	6	42	6	37.2	31/49						
vs. GB (9/21)	15	5	7	3	4-13-30.8%	1-2-50%	221	57	96	19	5.1	125	2-17	142	36	21	1	1	1	0	0	2	2	0	0	8	90	6	48.5	25/46						
at DET (9/28)	16	7	8	1	3-14-21.4%	1-1-100%	249	65	79	27	2.9	170	3-14	184	35	16	1	2	1	0	0	1	2	2	1	6	44	7	44.9	31/44						
vs. MIN (10/6)	17	8	9	0	3-15-20%	3-3-100%	322	67	140	32	4.4	182	2-8	190	32	19	2	0	0	2	0	1	1	0	0	10	78	8	45.0	30/29						
at PIT (10/12)	20	6	10	4	6-17-35.3%	2-4-50%	248	75	65	17	3.8	183	6-38	221	52	29	0	0	0	0	0	3	3	0	0	6	44	4	49.5	28/08						
vs. MIA (10/19)	15	5	6	4	4-11-36.4%	0-0-0%	206	53	104	33	3.9	102	2-14	116	18	13	3	0	3	0	0	1	1	1	0	5	37	6	43.0	31/45						
at NE (10/26)	12	4	7	1	2-11-18.2%	1-3-33.3%	213	52	68	16	4.3	145	1-11	156	35	21	2	2	0	2	0	0	1	0	0	5	30	4	40.3	23/48						
at NYJ (11/9)	23	10	8	5	6-16-37.5%	0-1-0%	278	70	158	32	4.0	120	6-47	167	32	17	2	0	0	2	0	2	2	0	0	10	78	7	50.1	34/04						
vs. BAL (11/16)	10	5	4	1	2-14-14.3%	0-1-0%	187	54	106	25	4.2	81	3-34	115	26	11	0	1	0	0	0	3	3	1	0	5	41	6	49.8	27/01						
at LV (11/23)	11	4	4	3	3-12-25%	0-0-0%	270	48	64	27	2.4	206	1-3	209	20	11	3	1	2	1	0	1	1	1	1	8	77	8	39.8	23/34						
vs. SF (11/30)	15	8	7	0	3-11-27.3%	0-4-0%	263	60	138	31	4.5	115	3-34	81	26	17	1	0	0	1	0	0	0	4	2	4	25	4	44.5	29/50						
vs. TEN (12/7)	22	5	13	4	6-14-42.9%	0-0-0%	412	64	61	20	3.1	351	2-13	364	42	23	4	1	1	3	0	1	1	2	1	7	50	7	31.7	28/04						
at CHI (12/15)	9	2	7	0	4-14-28.6%	0-1-0%	192	56	50	16	3.1	142	5-35	177	35	18	0	3	0	0	0	1	1	0	0	6	21	7	48.4	27/08						
vs. BUF (12/21)	22	12	8	2	8-14-57.1%	0-1-0%	294	64	160	31	5.2	134	3-23	157	30	20	2	2	1	1	0	2	2	1	0	5	44	2	51.5	35/23						
vs. PIT (12/28)																																				
at CIN (1/4)																																				

2025 BROWNS GAME-BY-GAME DEFENSIVE STATISTICS

OPP	1ST DOWNS				DOWN CONV.				RUSHING				PASS				TDs				FGs				FUM				PEN				PUNTS			
	T	R	Pass	Pen.	3rd	4th	Net Yds.	Plays	Net	Att.	Avg.	Net	Skd-Yds.	Gross	A	C	TD	INT	R	P	Ret.	M	A	No.	Last	No.	Yds.	No.	Avg.	POSS.						
vs. CIN (9/7)	11	3	7	1	7-14-50%	0-0-0%	141	49	46	23	2.0	95	3-18	113	23	14	2	0	1	1	0	1	1	0	0	7	33	6	52.7	24/11						
at BAL (9/14)	14	2	10	2	3-12-25%	1-1-100%	242	53	45	21	2.1	197	3-28	225	29	19	4	0	0	4	0	2	2	1	0	6	28	5	51.8	28/11						
vs. GB (9/21)	14	4	8	2	10-18-55.6%	0-0-0%	230	61	81	31	2.6	149	5-34	183	25	18	1	1	0	1	0	1	2	1	0	14	75	5	53.0	34/14						
at DET (9/28)	16	6	8	2	6-14-42.9%	0-1-0%	277	56	109	29	4.9	188	0-0	168	27	16	4	1	1	2	1	2	2	0	0	6	35	5	44.2	28/16						
vs. MIN (10/6)	20	4	4	2	3-9-33.3%	0-0-0%	349	61	97	23	5.7	252	3-16	268	35	26	3	0	2	1	0	0	1	2	2	7	50	5	57.2	29/31						
at PIT (10/12)	19	7	11	1	5-13-38.5%	0-0-0%	335	58	100	28	5.8	235	0-0	235	30	21	2	0	0	2	0	3	4	1	0	10	59	2	42.0	31/52						
vs. MIA (10/19)	12	3	7	2	1-13-7.7%	2-4-50%	219	57	99	22	3.8	120	4-33	155	31	17	0	3	0	0	0	2	2	6	1	11	103	4	47.3	28/15						
at NE (10/26)	23	10	11	2	3-11-27.2%	0-0-0%	422	65	177	35	5.1	245	6-37	292	24	18	3	1	0	3	0	3	3	2	1	7	54	3	41.3	36/12						
at NYJ (11/9)	12	8	1	3	3-11-27.3%	0-0-0%	169	47	127	33	3.8	42	3-12	54	11	6	3	1	0	1	2	2	2	0	0	7	61	5	49.8	25/56						
vs. BAL (11/16)	17	8	9	0	5-13-38.5%	1-1-100%	351	60	184	30	6.1	167	5-26	193	25	14	2	2	2	0	0	3	3	1	1	4	26	4	44.0	32/59						
at LV (11/23)	19	2	15	2	4-17-23.5%	1-3-33.3%	268	75	60	21	3.6	208	10-77	285	44	30	1	0	0	1	0	1	2	1	2	13	109	8	46.8	36/26						
vs. SF (11/30)	19	7	11	1	11-17-64.7%	0-0-0%	262	64	91	33	3.9	161	1-7	154	30	16	3	0	2	1	0	2	2	0	0	3	11	5	35.6	30/10						
vs. TEN (12/7)	13	7	6	0	6-17-35.3%	0-0-0%	292	64	184	35	5.3	108	1-9	117	28	14	4	1	2	2	0	1	1	0	0	11	85	8	47.9	31/56						
at CHI (12/15)	21	8	12	1	5-13-38.5%	1-2-50%	361	64	142	33	4.3	219	3-23	242	28	17	4	0	2	2	0	1	2	1	0	4	25	4	43.0	32/52						
vs. BUF (12/21)	16	10	6	0	2-8-25%	0-2-0%	259	50	164	29	5.7	95	2-35	130	19	12	3	0	3	0	0	1	1	0	0	5	35	3	49.7	24/37						
vs. PIT (12/28)																																				
at CIN (1/4)																																				

WEEK 1



BENGALS 17
BROWNS 16
Sept. 7, 2025
Huntington Bank Field, Cleveland, Ohio



TEAM	1	2	3	4	F
Cincinnati	7	7	3	0	17
Cleveland	0	10	6	0	16

SCORING SUMMARY

TEAM	Q	TIME	PLAY
Bengals	1	7:32	C. Brown 5 yd. run (E. McPherson kick) (12-68; 7:28)
Browns	2	12:42	R. Sanders 1 yd. run (A. Szmyt kick) (16-67; 9:50)
Bengals	2	4:18	N. Fant 1 yd. pass from J. Burrow (E. McPherson kick) (8-54; 4:13)
Browns	2	1:30	A. Szmyt 45 yd. Field Goal (11-51; 3:55)
Browns	3	7:20	C. Tillman 5 yd. pass from J. Flacco (A. Szmyt XP kick failed) (13-69; 7:40)
Bengals	3	2:48	E. McPherson 35 yd. Field Goal (7-17; 2:05)

TEAM STATISTICS

	CIN	CLE
FIRST DOWNS:	11	22
TIME OF POSSESSION:	24:11	35:49
TOTAL NET YARDS: (RU/PA):	141 (46/95)	327(49/278)
SACKS/YARDS	3/18	2/12
PUNTS/AVERAGE:	6-52.7	2-48.5
PENALTIES/YARDS:	7/33	7/53
FUMBLES/LOST:	0/0	0/0

INDIVIDUAL STATISTICS

PASSING: CIN: J. Burrow 23-14-113 (1 TD); CLE: J. Flacco 45-31-290 (1 TD, 2 INT).
RUSHING: CIN: C.Brown 21-43 (1 TD), J.Burrow 2-3; CLE: D. Sampson 12-29, J. Ford 6-8, J. Flacco 2-6, H. Fannin Jr. 1-3, R. Sanders 3-3 (1 TD).
RECEIVING: CIN: N. Fant 4-26 (1 TD), T. Higgins 3-33, J. Chase 2-26, C. Brown 2-8, S. Perine 2-6, M. Gesicki 1-14; CLE: D. Sampson 8-64, H. Fannin Jr. 7-63, J. Jeudy 5-66, C. Tillman 5-52 (1 TD), D. Njoku 3-37, J. Thrash 1-6, I. Bond 1-5, J. Ford 1-(-3).



WEEK 2



BROWNS 17
RAVENS 41
Sept. 14, 2025
M&T Bank Stadium, Baltimore, Md.



TEAM	1	2	3	4	F
Cleveland	0	3	7	7	17
Baltimore	3	7	10	21	41

SCORING SUMMARY

TEAM	Q	TIME	PLAY
Ravens	1	3:06	T. Loop 43 yd. Field Goal (8-24; 3:39)
Ravens	2	11:13	T. Wallace 15 yd. pass from L. Jackson (T. Loop kick). (2-24; 0:53)
Browns	2	0:29	A. Szmyt 38 yd. Field Goal (7-28; 1:24)
Ravens	3	12:26	T. Loop 32 yd. Field Goal (7-51; 2:34)
Ravens	3	10:09	D. Walker 2 yd. pass from L. Jackson (T. Loop kick). (4-5; 1:20)
Browns	3	5:02	C. Tillman 18 yd. pass from J. Flacco (A. Szmyt kick) (11-71;5:07)
Ravens	4	13:26	D. Walker 24 yd. pass from L. Jackson
Ravens	4	8:19	R. Smith 63 yd. opponent fumble return
Ravens	4	4:43	D. Hopkins 23 yd. pass from L. Jackson
Browns	4	1:50	D. Sampson 8 yd. pass from D. Gabriel (7-65; 2:53)

TEAM STATISTICS


	CLE	BAL
FIRST DOWNS:	17	14
TIME OF POSSESSION:	31:49	28:11
TOTAL NET YARDS: (RU/PA):	322 (115/207)	242 (45/197)
SACKS/YARDS	2/11	3/28
PUNTS/AVERAGE:	6/37.2	5/51.8
PENALTIES/YARDS:	6/42	6/28
FUMBLES/LOST:	1/1	1/0

INDIVIDUAL STATISTICS


PASSING: CLE: J. Flacco 45-25-199 (1 TD), D. Gabriel 3-3-19 (1 TD); BAL: L. Jackson 29-19-225 (4 TD).
RUSHING: CLE: Q. Judkins 10-61, J. Ford 6-31, I. Bond 1-9, J. Flacco 1-8, D. Sampson 4-6; BAL: D. Henry 11-23, L. Jackson 2-13, J. Hill 3-7, Z. Flowers 1-4, M. Andrews 1-2, C. Rush 3-(-4).
RECEIVING: CLE: H. Fannin Jr. 5-48, J. Ford 5-23, J. Jeudy 4-51, D. Njoku 4-40, D. Sampson 3-13, Q. Judkins 3-10, C. Tillman 2-22, I. Bond 1-6, J. Thrash 1-5; BAL: Z. Flowers 7-75, J. Hill 3-18, D. Hopkins 2-64, D. Walkers 2-26, T. Wallace 2-25, R. Bateman 2-15, M. Andrews 1-2.



WEEK 3



PACKERS 10
BROWNS 13
Sept. 21, 2025
Huntington Bank Field, Cleveland, Ohio



TEAM	1	2	3	4	F
Green Bay	0	3	7	0	10
Cleveland	0	0	0	13	13

SCORING SUMMARY

TEAM	Q	TIME	PLAY
Packers	2	14:53	B. McManus 39 yd. Field Goal (13-43; 7:23)
Packers	3	3:23	J. FitzPatrick 3 yd. pass from J. Love (B. McManus kick). (14-71; 7:41)
Browns	4	3:38	A. Szmyt 35 yd. Field Goal (12-63; 5:48)
Browns	4	3:01	Q. Judkins 1 yd. run (A. Szmyt kick). (1-4; 0:07)
Browns	4	0:00	A. Szmyt 55 yd. Field Goal (5-16; 0:21)

TEAM STATISTICS


	GB	CLE
FIRST DOWNS:	14	15
TIME OF POSSESSION:	34:14	25:46
TOTAL NET YARDS: (RU/PA):	230 (81/149)	221 (96/125)
SACKS/YARDS	5/34	2/17
PUNTS/AVERAGE:	5/53.0	6/48.5
PENALTIES/YARDS:	14/75	8/90
FUMBLES/LOST:	1/0	0/0

INDIVIDUAL STATISTICS


PASSING: GB: J. Love 25-18-183 (1 TD, 1 INT); CLE: J. Flacco 36-21-142 (1 INT).
RUSHING: GB: J. Jacobs 16-30, E. Wilson 6-25, J. Love 4-18, M. Golden 3-9, S. Williams 2-(-1); CLE: Q. Judkins 18-94 (1 TD); D. Sampson 1-2.
RECEIVING: GB: J. Jacobs 5-44, M. Golden 4-52, T. Kraft 3-29, R. Doubs 2-25, D. Wicks 2-21, J. Fitzpatrick 2-12; CLE: D. Njoku 5-40, J. Ford 4-10, C. Tillman 3-26, H. Fannin Jr. 3-25, I. Bond 2-16, J. Thrash 2-7, J. Jeudy 1-17, Q. Judkins 1-1.



WEEK 4



BROWNS 10
LIONS 34
Sept. 28, 2025
Ford Field, Detroit, Mich.



TEAM	1	2	3	4	F
Cleveland	7	0	3	0	10
Detroit	7	13	0	14	34

SCORING SUMMARY

TEAM	Q	TIME	PLAY
Browns	1	5:36	Q. Judkins 1 yd. run (A. Szmyt kick). (13-88; 7:10)
Lions	1	3:20	J. Gibbs 8 yd. run (J. Bates kick). (5-65; 2:16)
Lions	2	14:17	J. Bates 48 yd. Field Goal (5-16; 2:32)
Lions	2	3:00	A. Brown 2 yd. pass from J. Goff (J. Bates kick). (3-5; 1:26)
Lions	2	0:08	J. Bates 58 yd. Field Goal (6-44; 0:47)
Browns	3	6:44	A. Szmyt 33 yd. Field Goal (8-27; 3:32)
Lions	4	13:40	K. Raymond 65 yd. punt return (J. Bates kick)
Lions	4	4:04	A. Brown 8 yd. pass from J. Goff (J. Bates kick). (6-20; 2:58)

TEAM STATISTICS

	CLE	DET
FIRST DOWNS:	16	16
TIME OF POSSESSION:	31:44	28:16
TOTAL NET YARDS: (RU/PA):	249 (79/170)	277 (109/168)
SACKS/YARDS	3/14	0/0
PUNTS/AVERAGE:	7/44.9	5/44.2
PENALTIES/YARDS:	6/44	6/35
FUMBLES/LOST:	2/1	0/0

INDIVIDUAL STATISTICS

PASSING: CLE: J. Flacco 34-16-184 (2 INT), D. Gabriel 1-0-0; DET: J. Goff 27-16-168 (2 TD, 1 INT).
RUSHING: CLE: Q. Judkins 21-82 (1 TD), H. Fannin Jr. 1-1, J. Ford 1-(-1), J. Flacco 3-(-1), D. Sampson 1-(-2); DET: J. Gibbs 15-91 (1 TD), D. Montgomery 9-12, J. Saylors 2-11, K. Allen 2-(-2), J. Williams 1-(-3).
RECEIVING: CLE: Q. Judkins 4-33, I. Bond 3-58, J. Jeudy 3-48, H. Fannin Jr. 2-24, D. Njoku 2-11, C. Tillman 1-6, J. Ford 1-4; DET: A. St. Brown 7-70 (2 TD), S. LaPorta 3-39, J. Williams 2-40; K. Raymond 2-13, J. Gibbs 2-6.



WEEK 5



VIKINGS 21
BROWNS 17
Oct. 5, 2025

Tottenham Hotspur Stadium, London, UK



TEAM	1	2	3	4	F
Minnesota	7	0	7	7	21
Cleveland	7	3	7	0	17

SCORING SUMMARY

TEAM	Q	TIME	PLAY
Browns	1	6:49	H. Fannin Jr. 1 yd. pass from D. Gabriel (A. Szmyt kick). (7-47; 3:28)
Vikings	1	2:30	J. Oliver 32 yd. pass from C. Akers (W. Reichard kick). (8-82; 4:19)
Browns	2	0:09	A. Szmyt 31 yd. Field Goal (14-53; 2:21)
Vikings	3	11:11	J. Mason 3 yd. run (W. Reichard kick). (8-71; 3:49)
Browns	3	3:05	D. Njoku 9 yd. pass from D. Gabriel (A. Szmyt kick). (13-69; 8:06)
Vikings	4	0:25	J. Addison 12 yd. pass from C. Wentz (W. Reichard kick). (10-80; 2:40)

TEAM STATISTICS

	MIN	CLE
FIRST DOWNS:	20	22
TIME OF POSSESSION:	29:31	35:49
TOTAL NET YARDS: (RU/PA):	349 (97/252)	322 (140/182)
SACKS/YARDS	3/16	2/8
PUNTS/AVERAGE:	5-57.2	8-45.0
PENALTIES/YARDS:	7/50	10/78
FUMBLES/LOST:	2/2	0/0

INDIVIDUAL STATISTICS

PASSING: MIN: C. Wentz 34-25-236, (1 TD), C. Akers 1-1-32, (1 TD); **CLE:** D. Gabriel 33-19-190, (2 TD).
RUSHING: MIN: J. Mason 13-52 (1 TD), Z. Scott 5-18, J. Nailor 1-15, C. Wentz 3-13, M. Brosmer 1-(-1); **CLE:** Q. Judkins 23-110, J. Ford 5-18, M. Corley 1-11, D. Gabriel 2-5, D. Sampson 1-(-4).
RECEIVING: MIN: J. Jefferson 7-123, T. Hockenson 6-38, J. Addison 5-41 (1 TD), J. Nailor 3-27, J. Mason 3-4, J. Oliver 2-35 (1 TD); **CLE:** D. Njoku 6-67 (1 TD), H. Fannin Jr. 4-13 (1 TD), I. Bond 2-29, J. Ford 2-20, J. Jeudy 2-15, J. Thrash 1-22, Q. Judkins 1-18, D. Sampson 1-6.



WEEK 6



BROWNS 9
STEELERS 23
Oct. 12, 2025

Acrisure Stadium, Pittsburgh, Pa.



TEAM	1	2	3	4	F
Cleveland	0	3	3	3	9
Pittsburgh	3	6	7	7	23

SCORING SUMMARY

TEAM	Q	TIME	PLAY
Steelers	1	10:55	C. Boswell 44 yd. Field Goal (8-46; 4:05)
Steelers	2	11:01	C. Boswell 50 yd. Field Goal (11-39; 4:05)
Steelers	2	3:38	C. Boswell 48 yd. Field Goal (10-49; 5:19)
Browns	2	0:00	A. Szmyt 31 yd. Field Goal (16-72; 3:38)
Steelers	3	7:46	C. Heyward 12 yd pass from A. Rodgers (C. Boswell kick) (10-79; 6:02)
Browns	3	4:08	A. Szmyt 53 yd. Field Goal (9-34; 3:38)
Steelers	4	14:55	D. Metcalf 25 yd. pass from A. Rodgers (C. Boswell kick) (7-73; 4:13)
Browns	4	9:29	A. Szmyt 32 yd. Field Goal (18-54; 5:26)

TEAM STATISTICS

	CLE	PIT
FIRST DOWNS:	20	19
TIME OF POSSESSION:	28:08	31:52
TOTAL NET YARDS: (RU/PA):	248 (65/183)	335 (100/235)
SACKS/YARDS	6/38	0/0
PUNTS/AVERAGE:	4/49.5	2/42
PENALTIES/YARDS:	6/44	10/59
FUMBLES/LOST:	0/0	1/1

INDIVIDUAL STATISTICS

PASSING: CLE: D. Gabriel 52-29-221; **PIT:** A. Rodgers 30-21-235, (2 TD).
RUSHING: CLE: Q. Judkins 12-36, J. Ford 2-17, D. Sampson 3-12; **PIT:** J. Warren 11-52, K. Gainwell 6-22, K. Johnson 6-15, J. Smith 1-10, A. Rodgers 1-1, M. Rudolph 3-0.
RECEIVING: CLE: H. Fannin Jr. 7-81, J. Jeudy 5-43, J. Ford 5-13, D. Njoku 3-28, G. Larvadain 2-22, J. Thrash 2-13, D. Sampson 2-12, I. Bond 2-9, B. Whiteheart 1-0; **PIT:** K. Gainwell 6-14, D. Metcalf 4-95 (1 TD), D. Washington 3-62, J. Smith 3-18, J. Warren 2-11, C. Heyward 1-12 (1 TD), R. Wilson 1-12, P. Freiermuth 1-11.



WEEK 7



DOLPHINS 6
BROWNS 31
Oct. 19, 2025
Huntington Bank Field, Cleveland, Ohio



TEAM	1	2	3	4	F
Miami	0	6	0	0	6
Cleveland	3	14	7	7	31

SCORING SUMMARY

TEAM Q TIME PLAY

Browns	1	2:17	A. Szmyt 30 yd. Field Goal (11-57; 6:43)
Dolphins	2	14:14	R. Patterson 33 yd. Field Goal (6-62; 3:03)
Browns	2	11:19	Q. Judkins 46 yd. run (A. Szmyt kick) (5-83; 2:55)
Browns	2	6:03	Q. Judkins 3 yd. run (A. Szmyt kick) (10-46; 5:10)
Dolphins	2	0:00	R. Patterson 26 yd. Field Goal (9-32; 2:53)
Browns	3	14:48	T. Campbell 34 yd. interception return (A. Szmyt kick)
Browns	4	10:56	Q. Judkins 2 yd. run (A. Szmyt kick) (1-2; 0:03)

TEAM STATISTICS

	MIA	CLE
FIRST DOWNS:	12	15
TIME OF POSSESSION:	28:15	31:45
TOTAL NET YARDS: (RU/PA):	219 (99/120)	206 (104/102)
SACKS/YARDS	4/33	2/14
PUNTS/AVERAGE:	4/47.3	6/43.0
PENALTIES/YARDS:	11/103	5/37
FUMBLES/LOST:	6/1	1/0

INDIVIDUAL STATISTICS

PASSING: MIA: T. Tagovailoa 32-12-100, Q. Ewers 8-5-53; CLE: D. Gabriel 18-13-116.
RUSHING: MIA: D. Achane 13-82, O. Gordon II 5-11, T. Tagovailoa 3-6, Q. Ewers 1-0; CLE: Q. Judkins 25-84 (3 TD), D. Gabriel 4-12, D. Sampson 3-8, J. Ford 1-0.
RECEIVING: MIA: M. Washington 5-30, N. Westbrook-Ikhine 3-16, D. Achane 3-16, D. Eskridge 2-45, T. Conner 1-28, O. Gordon II 1-2, J. Hill 1-1. CLE: H. Fannin Jr. 4-36, J. Jeudy 2-17, M. Corley 2-17, J. Ford 2-10, J. Thrash 1-23, D. Sampson 1-9, B. Whiteheart 1-4.



WEEK 8



BROWNS 13
PATRIOTS 32
Oct. 26, 2025
Gillette Stadium, Foxborough, MA.



TEAM	1	2	3	4	F
Cleveland	7	0	0	6	13
New England	3	6	21	2	32

SCORING SUMMARY

TEAM Q TIME PLAY

Patriots	1	8:45	A. Borregales 36 yd. Field Goal (12-54, 6:15)
Browns	1	5:10	H. Fannin Jr. 18 yd. pass from D. Gabriel (A. Szmyt kick) (6-70, 3:35)
Patriots	2	7:41	A. Borregales 32 yd. Field Goal (7-49, 3:41)
Patriots	2	0:00	A. Borregales 42 yd. Field Goal (7-59, 2:09)
Patriots	3	9:10	H. Henry 7 yd. pass from D. Maye (A. Borregales kick) (7-77, 4:03)
Patriots	3	6:43	S. Diggs 1 yd. pass from D. Maye (A. Borregales kick) (3-6, 0:48)
Patriots	3	0:53	K. Boutte 39 yd. pass from D. Maye (A. Borregales kick) (5-81, 2:49)
Browns	4	9:24	D. Njoku 11 yd. pass from D. Gabriel (pass failed) (3-26, 0:53)
Patriots	4	4:06	Penalty on D. Gabriel enforced in end zone for a Safety

TEAM STATISTICS


	CLE	NE
FIRST DOWNS:	12	23
TIME OF POSSESSION:	23:48	36:12
TOTAL NET YARDS: (RU/PA):	213 (68/145)	422 (177/245)
SACKS/YARDS	6/37	1/11
PUNTS/AVERAGE:	4/40.3	3/41.3
PENALTIES/YARDS:	5/30	7/54
FUMBLES/LOST:	0/0	2/1

INDIVIDUAL STATISTICS

PASSING: CLE: D. Gabriel 35-21-156 (2 TD, 2 INT); NE: D. Maye 24-18-282 (3 TD, 1 INT).
RUSHING: CLE: M. Corley 1-31, Q. Judkins 9-19, D. Gabriel 1-13, G. Larvadain 1-3, H. Fannin Jr. 1-2, D. Sampson 3-0; NE: T. Henderson 10-75, D. Maye 7-50, R. Stevenson 14-34, T. Jennings 2-15, D. Douglas 2-3.
RECEIVING: CLE: H. Fannin Jr. 6-62 (1 TD), D. Sampson 5-29, D. Njoku 4-37 (1 TD), Q. Judkins 3-(-2), J. Thrash 2-31, J. Ford 1-(-1); NE: M. Hollins 7-89, K. Boutte 3-75 (1 TD), S. Diggs 3-14 (1 TD), A. Hooper 2-38, D. Douglas 1-44, R. Stevenson 1-15, H. Henry 1-7 (1 TD).




WEEK 10



BROWNS 20
JETS 27

Nov. 9, 2025

MetLife Stadium, East Rutherford, NJ



TEAM	1	2	3	4	F
Cleveland	7	10	0	3	20
New York Jets	14	3	0	10	27

SCORING SUMMARY

TEAM	Q	TIME	PLAY
Browns	1	6:34	D. Njoku 9 yd. pass from D.Gabriel (A. Szmyt kick) (9-95, 5:02)
Jets	1	6:21	K. Nwangwu 99 yd. kickoff return (N. Folk kick) (0-0, 0:13)
Jets	1	5:45	I. Williams 74 yd. punt return (N. Folk kick)
Browns	2	10:34	J. Jeudy 22 yd. pass from D. Gabriel (A. Szmyt kick) (1-22, 0:07)
Jets	2	3:51	N. Folk 26 yd. Field Goal (11-64, 6:43)
Browns	2	0:00	A. Szmyt 45 yd. Field Goal (7-34, 0:45)
Jets	4	14:12	B. Hall 42 yd. pass from J. Fields (N. Folk kick) (8-58, 4:23)
Jets	4	6:13	N. Folk 37 yd. Field Goal (6-41, 4:02)
Browns	4	2:57	A. Szmyt 29 yd. Field Goal (10-58, 3:16)

TEAM STATISTICS	CLE	NYJ
FIRST DOWNS:	23	12
TIME OF POSSESSION:	34:04	25:56
TOTAL NET YARDS: (RU/PA):	278 (158/120)	169 (127/42)
SACKS/YARDS	3/12	6/47
PUNTS/AVERAGE:	7/50.1	5/49.58
PENALTIES/YARDS:	10/78	7/61
FUMBLES/LOST:	0/0	0/0

INDIVIDUAL STATISTICS


PASSING: **CLE:** D. Gabriel 32-17-167 (2 TD); **NYJ:** J. Fields 11-6-54 (1 TD, 1 INT).

RUSHING: **CLE:** Q. Judkins 22-75, D. Gabriel 5-54, M. Corley 2-32, J. Ford 1-1, D. Sampson 2-(-4); **NYJ:** B. Hall 21-83, J. Fields 7-28, A. Smith 1-13, I. Davis 3-10, J. Metchie III 1-(-7).

RECEIVING: **CLE:** J. Jeudy 6-78 (1 TD), H. Fannin Jr. 4-44, D. Njoku 2-21 (1 TD), C. Tillman 2-11, Q. Judkins 2-10, D. Sampson 1-3; **NYJ:** B. Hall 1-42 (1 TD), M. Taylor 1-4, I. Williams 1-4, J. Metchie III 1-3, I. Davis 1-1, J. Ruckert 1-0.




WEEK 11



RAVENS 23
BROWNS 16

Nov. 16, 2025

Huntington Bank Field, Cleveland, Ohio



TEAM	1	2	3	4	F
Baltimore	3	7	0	13	23
Cleveland	3	13	0	0	16

SCORING SUMMARY

TEAM	Q	TIME	PLAY
Ravens	1	4:55	T.Loop 25 yd. Field Goal (15-72, 7:41)
Browns	1	0:00	A.Szmyt 30 yd. Field Goal (9-55, 4:55)
Browns	2	8:44	A.Szmyt 24 yd. Field Goal (4-0, 1:32)
Browns	2	7:43	D.Bush 23 yd. interception return (A.Szmyt kick)
Ravens	2	4:17	D.Henry 1 yd. run (T.Loop kick) (6-63, 3:26)
Browns	2	0:58	A.Szmyt 46 yd. Field Goal (8-42, 3:19)
Ravens	4	14:06	T.Loop 24 yd. Field Goal (5-63, 1:56)
Ravens	4	4:59	T.Loop 44 yd. Field Goal (10-54, 5:50)
Ravens	4	2:31	M.Andrews 35 yd. run (T.Loop kick) (4-44, 2:01)

TEAM STATISTICS	BAL	CLE
FIRST DOWNS:	17	10
TIME OF POSSESSION:	32:59	27:01
TOTAL NET YARDS: (RU/PA):	351 (184/167)	187 (106/81)
SACKS/YARDS	3/34	5/26
PUNTS/AVERAGE:	4/44.0	6/49.8
PENALTIES/YARDS:	4/26	2/32
FUMBLES/LOST:	1/1	1/0

INDIVIDUAL STATISTICS


PASSING: **BAL:** L. Jackson 25-14-193 (2 INT); **CLE:** S. Sanders 16-4-47 (1 INT), D. Gabriel 10-7-68.

RUSHING: **BAL:** D. Henry 18-103 (1 TD), M. Andrews 1-35 (1 TD), K. Mitchell 6-31, L. Jackson 4-10, Z. Flowers 1-5; **CLE:** Q. Judkins 17-59, D. Sampson 1-19, S. Sanders 3-16, I. Bond 1-8, J. Ford 1-2, D. Gabriel 2-2.


RECEIVING: **BAL:** Z. Flowers 3-78, M. Andrews 3-32, K. Mitchell 2-23, D. Henry 2-19, I. Likely 2-15, R. Ali 1-15, D. Hopkins 1-11; **CLE:** C. Tillman 3-52, J. Jeudy 3-21, H. Fannin Jr. 2-26, M. Corley 2-9, D. Njoku 1-7.



WEEK 12



BROWNS 24
RAIDERS 10
Nov. 23, 2025
Allegiant Stadium, Las Vegas, NV



TEAM	1	2	3	4	F
Cleveland	14	0	0	10	24
Las Vegas	0	3	0	7	10

SCORING SUMMARY

TEAM	Q	TIME	PLAY
Browns	1	8:24	Q. Judkins 8 yd. run (A. Szmyt kick) (2-13, 0:48)
Browns	1	0:48	Q. Judkins 2 yd. run (A. Szmyt kick) (5-73, 2:22)
Raiders	2	9:12	D. Carlson 41 yd. Field Goal (4-3, 2:08)
Browns	4	12:08	A. Szmyt 53 yd. Field Goal (8-44, 3:45)
Browns	4	8:18	D. Sampson 66 yd. pass from S.Sanders (A.Szmyt kick) (3-67, 1:03)
Raiders	4	5:11	A. Jeanty 5 yd. pass from G. Smith (D. Carlson kick) (7-65, 3:07)

TEAM STATISTICS


	CLE	LV
FIRST DOWNS:	11	19
TIME OF POSSESSION:	23:34	36:26
TOTAL NET YARDS: (RU/PA):	270 (64/206)	268 (60/208)
SACKS/YARDS	10/77	1/3
PUNTS/AVERAGE:	8/39.8	8/46.8
PENALTIES/YARDS:	8/77	13/109
FUMBLES/LOST:	1/1	2/1

INDIVIDUAL STATISTICS


PASSING: CLE: S. Sanders 20-11-209 (1 TD, 1 INT); LV: G. Smith 44-30-285 (1 TD).
RUSHING: CLE: Q. Judkins 16-47 (2 TD), D. Sampson 7-23, H. Fannin Jr. 1-4, S. Sanders 1-(-1), J. Ford 1-(-3), M. Corley 1-(-6); LV: A. Jeanty 17-50, G. Smith 3-8, R. Mostert 1-2.
RECEIVING: CLE: H. Fannin Jr. 4-40, D. Sampson 2-59 (1 TD), I. Bond 2-58, J. Jeudy 1-39, M. Corley 1-8, C. Tillman 1-5; LV: A. Jeanty 8-58, B. Bowers 6-55, T. Lockett 4-62, I. Thomas 4-36, T. Tucker 3-28, R. Mostert 3-18, D. Thornton Jr. 1-14, M. Mayer 1-14.



WEEK 13



49ERS 26
BROWNS 8
Nov. 30, 2025
Huntington Bank Field, Cleveland, Ohio



TEAM	1	2	3	4	F
San Francisco	7	3	7	9	26
Cleveland	0	8	0	0	8

SCORING SUMMARY

TEAM	Q	TIME	PLAY
49ers	1	8:12	C. McCaffrey 1 yd. run (M. Gay kick) (6-16, 2:10)
Browns	2	0:39	H. Fannin 34 yd. pass from S. Sanders (Q. Judkins run) (10-90, 5:42)
49ers	2	0:00	M. Gay 25 yd. Field Goal (6-58, 0:39)
49ers	3	1:29	B. Purdy 2 yd. run (M. Gay kick) (9-32, 5:36)
49ers	4	11:05	J. Jennings 7 yd. pass from B. Purdy (pass failed) (6-18, 2:22)
49ers	4	4:09	M. Gay 31 yd. Field Goal (9-29, 3:15)

TEAM STATISTICS


	SF	CLE
FIRST DOWNS:	19	15
TIME OF POSSESSION:	30:10	29:50
TOTAL NET YARDS: (RU/PA):	252 (91/161)	253 (138/115)
SACKS/YARDS	3/34	1/7
PUNTS/AVERAGE:	5/35.6	4/44.5
PENALTIES/YARDS:	3/11	4/25
FUMBLES/LOST:	0/0	4/2

INDIVIDUAL STATISTICS


PASSING: SF: B. Purdy 29-16-168 (1 TD), C. McCaffrey 1-0-0; CLE: S. Sanders 25-16-149 (1 TD), D. Gabriel 1-0.
RUSHING: SF: C. McCaffrey 20-53 (1 TD), B. Robinson Jr. 8-26, D. Robinson 1-6, B. Purdy 2-4 (1 TD), M. Jones 2-2; CLE: Q. Judkins 23-91, D. Sampson 4-23, I. Bond 1-9, M. Corley 1-9, S. Sanders 1-6, H. Fannin Jr. 1-0.
RECEIVING: SF: G. Kittle 4-67, J. Jennings 4-39 (1 TD), C. McCaffrey 4-21, K. Juszczyk 2-27, R. Pearsall 2-14; CLE: H. Fannin Jr. 3-43 (1 TD), J. Jeudy 3-26, Q. Judkins 3-18, J. Ford 3-17, G. Larvadain 2-23, D. Njoku 2-4, I. Bond 1-18.



WEEK 14



TITANS 31
BROWNS 29
Dec. 7, 2025
Huntington Bank Field, Cleveland, Ohio



TEAM	1	2	3	4	F
Tennessee	14	0	7	10	31
Cleveland	3	14	0	12	29

SCORING SUMMARY

TEAM	Q	TIME	PLAY
Titans	1	9:52	E. Ayomanor 14 yd. pass from C. Ward (J. Slye kick) (8-53, 5:08)
Browns	1	1:42	A. Szmyt 38 yd. Field Goal (5-19, 2:03)
Titans	1	1:29	T. Pollard 65 yd. run (J. Slye kick) (1-65, 0:13)
Browns	2	14:24	D. Njoku 1 yd. pass from S. Sanders (A. Szmyt kick) (4-60, 2:05)
Browns	2	2:47	J. Jeudy 60 yd. pass from S. Sanders (A. Szmyt kick) (3-74, 0:55)
Titans	3	0:51	T. Pollard 32 yd. run (J. Slye kick) (2-38, 0:50)
Titans	4	9:29	C. Dike 5 yd. pass from C. Ward (J. Slye kick) (3-8, 1:25)
Titans	4	6:17	J. Slye 41 yd. Field Goal (4-6, 2:07)
Browns	4	4:27	S. Sanders 7 yd. run (run failed) (5-66, 1:50)
Browns	4	1:03	H. Fannin Jr. 7 yd. pass from S. Sanders (pass failed) (7-80, 1:40)


TEAM STATISTICS	TEN	CLE
FIRST DOWNS:	13	22
TIME OF POSSESSION:	31:56	28:04
TOTAL NET YARDS: (RU/PA):	292 (184/108)	412 (61/351)
SACKS/YARDS	2/13	1/9
PUNTS/AVERAGE:	8/47.9	7/31.7
PENALTIES/YARDS:	11/85	7/50
FUMBLES/LOST:	0/0	2/1

INDIVIDUAL STATISTICS


PASSING: TEN: C. Ward 28-14-117 (2 TD, 1 INT); **CLE:** S. Sanders 42-23-364 (3 TD, 1 INT).
RUSHING: TEN: T. Pollard 25-161 (2 TD), T. Spears 8-19, C. Ward 2-4; **CLE:** S. Sanders 3-29 (1 TD), Q. Judkins 14-26, D. Sampson 2-4, M. Corley 1-2.
RECEIVING: TEN: C. Dike 5-24 (1 TD), T. Spears 2-28 (1 TD), C. Okonkwo 2-20, V. Jefferson 2-17, E. Agyemanor 1-14 (1 TD), G. Helm 1-8, D. Martin-Robinson 1-6; **CLE:** H. Fannin Jr. 8-114 (1 TD), D. Sampson 5-64, J. Jeudy 3-76 (1 TD), G. Larvadain 2-18, J. Ford 2-10, Q. Judkins 1-58, C. Tillman 1-23, D. Njoku 1-1 (1 TD).



WEEK 15



BROWNS 3
BEARS 31
Dec. 14, 2025
Soldier Field, Chicago, IL



TEAM	1	2	3	4	F
Cleveland	0	0	3	0	3
Chicago	14	0	14	3	31

SCORING SUMMARY

TEAM	Q	TIME	PLAY
Bears	1	7:35	D. Swift 6 yd. run (C. Santos kick) (6-42, 3:43)
Bears	1	1:29	D. Moore 3 yd. pass from C. Williams (C. Santos kick) (7-80, 4:25)
Browns	3	10:03	A. Szmyt 50 yd. Field Goal (6-16, 2:10)
Bears	3	8:39	D. Moore 22 yd. pass from C. Williams (C. Santos kick) (1-22, 0:07)
Bears	3	0:46	D. Swift 17 yd. run (C. Santos kick) (9-80, 5:01)
Bears	4	7:30	C. Santos 41 yd. Field Goal (4-1, 1:25)


TEAM STATISTICS	CLE	LV
FIRST DOWNS:	9	21
TIME OF POSSESSION:	27:08	32:52
TOTAL NET YARDS: (RU/PA):	192 (50/142)	361 (142/219)
SACKS/YARDS	3/23	5/35
PUNTS/AVERAGE:	7/48.4	4/43.0
PENALTIES/YARDS:	6/21	4/25
FUMBLES/LOST:	0/0	1/0

INDIVIDUAL STATISTICS


PASSING: CLE: S. Sanders 35-18-177 (3 INT); **CHI:** C. Williams 28-17-242 (2 TD).
RUSHING: CLE: S. Sanders 2-24; Q. Judkins 12-21; T. Williams 1-3; H. Fannin Jr. 1-2; **CHI:** D. Swift 18-98 (2 TD); K. Monangai 11-33; C. Williams 3-13; C. Loveland 1-(-2).
RECEIVING: CLE: H. Fannin Jr. 7-48; Q. Judkins 3-(-4); I. Bond 2-89; J. Jeudy 2-22; T. Williams 2-4; M. Corley 1-10; G. Larvadain 1-8; **CHI:** L. Burden III 6-84; D. Moore 4-69 (2 TD); C. Loveland 4-63; C. Kmet 2-28; D. Swift 1-(-2).



WEEK 16



BILLS 23
BROWNS 20
Dec. 21 2025
Huntington Bank Field, Cleveland, OH



TEAM	1	2	3	4	F
Buffalo	7	13	3	0	23
Cleveland	7	3	7	3	20

SCORING SUMMARY

TEAM	Q	TIME	PLAY
Browns	1	10:42	H. Fannin Jr. 13 yd. pass from S. Sanders (A. Szmyt kick) (8-69, 4:18)
Bills	1	7:47	J. Cook 44 yd. run (M. Badgley kick) (5-80, 2:55)
Bills	2	12:54	Ty. Johnson 2 yd. run (kick failed, hru) (9-61, 5:01)
Browns	2	5:38	A. Szmyt 24 yd. Field Goal (13-65, 7:16)
Bills	2	2:23	J. Cook 3 yd. run (M. Badgley kick) (7-68, 3:15)
Bills	3	9:37	M. Badgley 41 yd. Field Goal (4-2, 1:02)
Browns	3	1:36	H. Fannin 1 yd. run (A. Szmyt kick) (14-67, 8:01)
Browns	4	8:46	A. Szmyt 41 yd. Field Goal (8-43, 4:44)

TEAM STATISTICS

	BUF	CLE
FIRST DOWNS:	16	22
TIME OF POSSESSION:	24:37	35:23
TOTAL NET YARDS: (RU/PA):	259 (164/95)	294 (160/134)
SACKS/YARDS	3/23	2/35
PUNTS/AVERAGE:	3/49.7	8-45.0
PENALTIES/YARDS:	5/35	2/51.5
FUMBLES/LOST:	0/0	1/0

INDIVIDUAL STATISTICS

PASSING: BUF: J. Allen 19-12-130; CLE: S. Sanders 20-29-157 (1 TD, 2 INT), C. Bojorquez 1-0-0, D. Gabriel 0-0-0.

RUSHING: BUF: J. Cook III 16-117 (2 TD); J. Allen 7-17; T. Johnson 3-16 (1 TD); R. Davis 3-14; CLE: S. Sanders 4-49; R. Sanders 11-42; M. Corley 3-30; Q. Judkins 8-22; T. Williams 3-17; H. Fannin Jr. 1-1 (1 TD); I. Bond 1-{-1}.

RECEIVING: BUF: K. Shakir 4-34; J. Hawes 2-26; R. Davis 2-20; T. Shavers 1-21; J. Cook III 1-17; D. Knox 1-10; J. Palmer 1-2; CLE: Q. Judkins 5-29; T. Williams 4-38; H. Fannin Jr. 4-34 (1 TD); J. Jeudy 3-12; M. Corley 2-11; C. Tillman 1-8; R. Sanders 1-4; I. Bond 0-21.



2025 BROWNS W-L RECORD BREAKDOWN

	2025 SEASON				2024 SEASON			
	OVERALL	VS. AFCN	HOME	ROAD	OVERALL	VS. AFCN	HOME	ROAD
Overall	3-12	0-4	2-6	1-6	3-14	2-4	2-6	1-7
On grass	3-8	0-3	2-6	1-3	3-14	2-4	2-6	1-7
On artificial surfaces	0-4	0-0	0-1	0-3	0-1	0-0	0-0	0-1
When scoring first	2-4	0-0	1-2	1-2	2-3	1-0	1-2	1-1
When opponent scores first	1-8	0-4	1-4	0-4	1-11	1-4	1-4	0-6
In overtime	0-0	0-0	0-0	0-0	0-0	0-0	0-0	0-0
When leading after first quarter	3-1	0-0	1-0	1-1	1-1	1-0	1-0	1-1
When leading at halftime	2-3	0-1	1-3	1-0	2-0	1-0	1-0	1-0
When leading after third quarter	2-2	0-1	1-2	1-0	3-0	2-0	2-0	1-0
When trailing after first quarter	1-7	0-3	1-3	0-4	0-9	0-4	0-5	0-4
When trailing at halftime	1-8	0-3	1-3	0-5	1-11	1-4	1-6	0-5
When trailing after third quarter	1-9	0-3	1-4	0-5	0-12	0-4	0-6	0-6
When tied at halftime	0-1	0-0	0-0	0-1	0-2	0-0	0-0	0-2
On Sunday	3-12	0-4	2-6	1-6	2-12	1-3	1-6	1-6
On Monday	0-0	0-0	0-0	0-0	0-1	0-0	0-0	0-1
On Thursday	0-0	0-0	0-0	0-0	1-0	1-0	1-0	0-0
On Saturday	0-0	0-0	0-0	0-0	0-1	0-1	0-0	0-0
Day games (before 5 p.m.)	3-12	0-4	2-6	1-6	2-13	1-4	1-6	1-6
Night games (after 5 p.m.)	0-0	0-0	0-0	0-0	1-1	1-0	1-0	0-1
When CLE had 100-yard rusher	0-1	0-0	0-1	0-0	0-0	0-0	0-0	0-0
When CLE had 100-yard receiver	0-1	0-0	0-1	0-0	0-3	0-0	0-1	0-2
When CLE had 300-yard passer	0-1	0-0	0-1	0-0	1-2	0-0	1-0	0-2
When OPP had 100-yard rusher	0-3	0-1	0-3	0-0	0-1	0-0	0-0	0-1
When OPP had 100-yard receiver	0-1	0-0	0-1	0-0	1-6	1-0	1-0	0-3
When OPP had 300-yard passer	0-0	0-0	0-0	0-0	0-0	0-0	0-0	0-0

2025 REPLAYS AND CHALLENGES

{2025 BROWNS CHALLENGES}

BROWNS CHALLENGES (1/4)

DATE	OPP.	TIME	INITIAL CALL	DECISION
9/14	at Bal	5:33	J. Flacco pass incomplete short right to H. Fannin Jr.	Reversed
11/16	vs. Bal	14:06	C.Bojorquez punts 40 yards to end zone, Center-R.Sunahara, Touchback. (CLE challenged the touchback ruling)	Upheld
12/7	vs. TEN	7:07	T. Spears left end to CLV 35 for 3 yards (T. Campbell; M. Harden) (CLE challenged the backward pass ruling)	Upheld
12/14	at CHI	14:02	T.Taylor punts 45 yards to CLV 1, Center-S.Daly, downed by CHI-J.Jones. (CLE challenged the kick downed ruling)	Upheld

OPPONENT CHALLENGES (3/5)

DATE	OPP.	TIME	INITIAL CALL	DECISION
9/21	vs. GB	10:52	J. Love sacked at GB 11 for -7 yards by C. Schwesinger (GB challenged the too many players on the field ruling)	Reversed
10/5	vs. MIN	4:17	D.Gabriel pass deep right to J. Jeudy to MIN 49 for 17 yards.	Reversed
12/7	vs. TEN	1:29	S. Sanders pass short middle to Q. Judkins to TEN 2 for 58 yards (TEN challenged the runner was inbounds ruling)	Upheld
12/21	vs. BUF	9:56	J. Allen pass incomplete deep left to D. Kincaid (M. Harden)	Upheld
12/21	vs. BUF	5:02	J. Allen pass short right to D. Knox to CLV 21 for 9 yards (C. Schwesinger) (BUF challenged the short of the line to gain ruling)	Reversed

2025 STARTING LINEUPS AND INACTIVES

OFFENSIVE GAME-BY-GAME STARTERS

GAME	OPP.	WR	LT	LG	C	RG	RT	TE	WR	TE	QB	RB
9/7	CIN	J. Jeudy	Da. Jones	J. Bitonio	E. Pocic	W. Teller	J. Conklin	D. Njoku	C. Tillman	H. Fannin Jr.	J. Flacco	D. Sampson
9/14	at BAL	J. Jeudy	Da. Jones	J. Bitonio	E. Pocic	W. Teller	C. Lucas	D. Njoku	C. Tillman	H. Fannin Jr.	J. Flacco	Q. Judkins
9/21	GB	J. Jeudy	C. Lucas	J. Bitonio	E. Pocic	W. Teller	Da. Jones	D. Njoku	C. Tillman	I. Bond (WR)	J. Flacco	Q. Judkins
9/28	at DET	J. Jeudy	K. Leveston	J. Bitonio	E. Pocic	W. Teller	C. Lucas	D. Njoku	C. Tillman	H. Fannin Jr.	J. Flacco	Q. Judkins
10/5	MIN	J. Jeudy	K. Leveston	J. Bitonio	E. Pocic	W. Teller	J. Conklin	D. Njoku	J. Thrash	H. Fannin Jr.	D. Gabriel	Q. Judkins
10/12	at PIT	J. Jeudy	C. Robinson	J. Bitonio	E. Pocic	W. Teller	J. Conklin	D. Njoku	B. Whiteheart (TE)	H. Fannin Jr.	D. Gabriel	Q. Judkins
10/19	MIA	J. Jeudy	C. Robinson	J. Bitonio	E. Pocic	W. Teller	C. Lucas	B. Whiteheart	L. Wypler (T)	H. Fannin Jr.	D. Gabriel	Q. Judkins
10/26	at NE	J. Jeudy	C. Robinson	J. Bitonio	E. Pocic	W. Teller	J. Conklin	D. Njoku	I. Bond	H. Fannin Jr.	D. Gabriel	Q. Judkins
11/9	at NYJ	J. Jeudy	C. Robinson	J. Bitonio	E. Pocic	W. Teller	J. Conklin	D. Njoku	C. Tillman	M. Corley (WR)	D. Gabriel	Q. Judkins
11/16	BAL	J. Jeudy	C. Robinson	J. Bitonio	E. Pocic	W. Teller	J. Conklin	M. Corley (WR)	C. Tillman	H. Fannin Jr.	D. Gabriel	Q. Judkins
11/23	at LV	J. Jeudy	C. Robinson	J. Bitonio	E. Pocic	W. Teller	J. Conklin	D. Njoku	B. Bates (TE)	H. Fannin Jr.	S. Sanders	Q. Judkins
11/30	at SF	J. Jeudy	C. Robinson	J. Bitonio	E. Pocic	W. Teller	J. Conklin	D. Njoku	M. Corley	H. Fannin Jr.	S. Sanders	Q. Judkins
12/7	TEN	J. Jeudy	C. Robinson	J. Bitonio	E. Pocic	T. Jenkins	K. Leveston	D. Njoku	C. Tillman	M. Corley (WR)	S. Sanders	Q. Judkins
12/14	at CHI	C. Lucas (T)	C. Robinson	J. Bitonio	L. Wypler	T. Jenkins	K. Leveston	B. Bates	E. Mascarenas-Arnold (TE)	H. Fannin Jr.	S. Sanders	Q. Judkins
12/21	BUF	J. Jeudy	C. Robinson	J. Bitonio	L. Wypler	T. Jenkins	K. Leveston	B. Whiteheart	C. Tillman	H. Fannin Jr.	S. Sanders	Q. Judkins
12/28	PIT											
1/4	CIN											

DEFENSIVE GAME-BY-GAME STARTERS

GAME	OPP.	DE	DT	DT	DE	LB	LB	LB	CB	CB	S	S
9/7	CIN	M. Garrett	M. Collins	M. Graham	I. McGuire	C. Schwesinger	D. Bush	J. Baker	G. Newsome	D. Ward	G. Delpit	R. Hickman
9/14	at BAL	M. Garrett	M. Collins	M. Graham	I. McGuire	C. Schwesinger	D. Bush	M. Harden (CB)	G. Newsome	D. Ward	G. Delpit	R. Hickman
9/21	GB	M. Garrett	M. Collins	M. Graham	I. McGuire	C. Schwesinger	D. Bush	M. Harden (CB)	G. Newsome	D. Ward	G. Delpit	R. Hickman
9/28	at DET	M. Garrett	M. Collins	M. Graham	I. McGuire	C. Schwesinger	D. Bush	M. Harden (CB)	G. Newsome	D. Ward	G. Delpit	R. Hickman
10/5	MIN	M. Garrett	M. Collins	M. Graham	I. McGuire	C. Schwesinger	D. Bush	J. Baker	G. Newsome	D. Ward	G. Delpit	R. Hickman
10/12	at PIT	M. Garrett	M. Collins	M. Graham	A. Wright	C. Schwesinger	D. Bush	M. Diabate	T. Campbell	D. Ward	G. Delpit	R. Hickman
10/19	MIA	M. Garrett	M. Collins	M. Graham	A. Wright	C. Schwesinger	D. Bush	J. Baker	T. Campbell	D. Ward	G. Delpit	R. Hickman
10/26	at NE	M. Garrett	M. Collins	M. Graham	A. Wright	C. Schwesinger	D. Bush	J. Baker	T. Campbell	D. Ward	R. Jenkins	R. Hickman
11/9	at NYJ	M. Garrett	M. Collins	M. Graham	A. Wright	C. Schwesinger	D. Bush	R. Jenkins (S)	T. Campbell	D. Ward	G. Delpit	R. Hickman
11/16	BAL	M. Garrett	M. Collins	M. Graham	A. Wright	C. Schwesinger	D. Bush	M. Harden (CB)	T. Campbell	D. Ward	G. Delpit	R. Hickman
11/23	at LV	M. Garrett	M. Collins	M. Graham	I. McGuire	C. Schwesinger	D. Bush	M. Diabate	T. Campbell	D. Ward	G. Delpit	R. Hickman
11/30	at SF	M. Garrett	M. Collins	M. Graham	I. McGuire	C. Schwesinger	D. Bush	R. Jenkins (S)	T. Campbell	D. Ward	G. Delpit	R. Hickman
12/7	TEN	M. Garrett	S. Kamara	M. Graham	A. Wright	C. Schwesinger	D. Bush	S. Harris (DT)	T. Campbell	D. Ward	G. Delpit	R. Hickman
12/14	at CHI	M. Garrett	S. Harris	M. Graham	A. Wright	C. Schwesinger	D. Bush	M. Diabate	T. Campbell	S. Webb	G. Delpit	R. Hickman
12/21	BUF	M. Garrett	S. Harris	M. Graham	A. Wright	C. Schwesinger	D. Bush	M. Diabate	T. Campbell	S. Webb	G. Delpit	R. Hickman
12/28	PIT											
1/4	CIN											

GAME-BY-GAME INACTIVES

GAME	OPP.	
9/7	CIN	QB S. Sanders, DT. M. Hall Jr., G Z. Zinter, T K. Leveston, WR G. Larvadain
9/14	at BAL	QB S. Sanders, RB R. Sanders, DT M. Hall Jr., G Z. Zinter, T J. Conklin
9/21	GB	QB S. Sanders, RB R. Sanders, DT M. Hall Jr., G Z. Zinter, T J. Conklin, S D. Kazee, CB C. Mitchell
9/28	at DET	QB S. Sanders, RB R. Sanders, DT M. Hall Jr., T J. Conklin, T T. Munford Jr., S D. Kazee, CB C. Mitchell
10/5	MIN	QB S. Sanders, RB R. Sanders, DT M. Hall Jr., T T. Munford Jr., S D. Kazee, T Z. Zinter, T C. Lucas
10/12	at PIT	CB J. Bernard-Converse, RB R. Sanders, DT M. Hall Jr., T T. Munford Jr., G Z. Zinter, T C. Lucas
10/19	MIA	CB J. Bernard-Converse, RB R. Sanders, DT M. Hall Jr., T J. Conklin, TE D. Njoku
10/26	at NE	CB J. Bernard-Converse, RB R. Sanders, QB S. Sanders, S D. Kazee, T C. Lucas, G Z. Zinter, DT A. Huntington
11/9	at NYJ	WR I. Bond, RB R. Sanders, G Z. Zinter, T C. Lucas, TE B. Bates
11/16	BAL	RB R. Sanders, LB E. Mascarenas-Arnold, G Z. Zinter, T C. Lucas, WR J. Thrash, DE A. Wright, DT S. Kamara
11/23	at LV	QB D. Gabriel, RB R. Sanders, G Z. Zinter, T C. Lucas, WR J. Thrash, DE A. Wright
11/30	at SF	G Z. Zinter, T C. Lucas, WR J. Thrash, TE B. Bates, DE A. Wright, DT A. Huntington
12/7	TEN	RB R. Sanders, G W. Teller, T J. Conklin, WR J. Thrash, TE B. Bates, DT A. Huntington
12/14	at CHI	CB D. Ward, RB D. Sampson, G Z. Zinter, G W. Teller, T J. Conklin, TE D. Njoku, DT A. Huntington
12/21	BUF	CB D. Ward, RB D. Sampson, DT M. Hall Jr., G W. Teller, WR J. Thrash, TE D. Njoku, DT S. Kamara
12/28	PIT	
1/4	CIN	

2025 DEFENSIVE GAME-BY-GAME STATS

INTERCEPTIONS						
GAME	OPP.	NO.	YARDS	LG	TD	PLAYERS
9/7	CIN	0	0	0	0	N/A
9/14	at BAL	0	0	0	0	N/A
9/21	GB	1	25	25	0	G. Delpit
9/28	at DET	1	13	13	0	D. Ward
10/5	MIN	0	0	0	0	N/A
10/12	at PIT	0	0	0	0	N/A
10/19	MIA	3	59	34	1	T. Campbell, R. Hickman, R. Jenkins
10/26	at NE	1	7	7	0	C. Schwesinger
11/9	at NYJ	1	15	15	0	R. Hickman
11/16	BAL	2	32	23	1	D. Bush, C. Schwesinger
11/23	at LV	0	0	0	0	N/A
11/30	SF	0	0	0	0	N/A
12/7	TEN	1	44	44	0	D. Bush
12/15	at CHI	0	0	0	0	N/A
12/21	BUF	0	0	0	0	N/A
12/28	PIT					
1/4	at CIN					
TOTALS		10	195	44	2	

FUMBLES						
FUMBLES FORCED				FUMBLES RECOVERED		
GAME	OPP.	NO.	PLAYERS	NO.	PLAYERS	
9/7	CIN	0	N/A	0	N/A	
9/14	at BAL	1	C. Mitchell	0	N/A	
9/21	GB	1	D. Bush	0	N/A	
9/28	at DET	0	N/A	0	N/A	
10/5	MIN	2	A. Wright, I. McGuire	2	G. Delpit, M. Diabate	
10/12	at PIT	1	T. Campbell	0	N/A	
10/19	MIA	1	J. Baker	0	N/A	
10/26	at NE	2	M. Garrett, M. Diabate	1	D. Bush	
11/9	at NYJ	0	N/A	0	N/A	
11/16	BAL	0	N/A	1	G. Delpit	
11/23	at LV	2	M. Garrett	1	M. Collins	
11/30	SF	0	N/A	0	N/A	
12/7	TEN	0	N/A	0	N/A	
12/15	at CHI	0	N/A	0	N/A	
12/21	BUF	0	N/A	0	N/A	
12/28	PIT					
1/4	at CIN					
TOTALS		10		5		

QUARTERBACK SACKS				
GAME	OPP.	NO.	YARDS	PLAYERS
9/7	CIN	3.0	18	M. Garrett (2.0), I. McGuire (1.0)
9/14	at BAL	3.0	28	M. Garrett (1.5), D. Bush (1.0), C. Thomas (0.5)
9/21	GB	5.0	34	M. Collins (1.5), A. Wright (1.0), C. Schwesinger (1.0), M. Garrett (0.5), M. Graham (0.5), A. Huntington (0.5)
9/28	at DET	0.0	0	N/A
10/5	MIN	3.0	16	M. Collins (2.0), A. Wright (1.0)
10/12	at PIT	0.0	0	N/A
10/19	MIA	4.0	33	M. Garrett (1.0), G. Delpit (1.0), J. Baker (1.0), D. McMillon (1.0)
10/26	at NE	6.0	37	M. Garrett (5.0), A. Wright (1.0)
11/9	at NYJ	3.0	12	M. Garrett (1.0), C. Thomas (1.0), M. Collins (0.5), C. Schwesinger (0.5)
11/16	BAL	5.0	26	M. Garrett (4.0), M. Hall Jr. (1.0)
11/23	at LV	10.0	77	M. Garrett (3.0), M. Collins (2.5), I. McGuire (1.0), C. Thomas (1.0), D. Bush (1.0), M. Hall Jr. (0.5), J. Baker (0.5), S. Harris (0.5)
11/30	SF	1.0	7	M. Garrett (1.0)
12/7	TEN	1.0	9	M. Garrett (1.0)
12/15	at CHI	3.0	23	M. Garrett (1.5), A. Wright (1.0), S. Harris (0.5)
12/21	BUF	2.0	35	C. Schwesinger (1.0), M. Garrett (0.5), A. Wright (0.5)
12/28	PIT			
1/4	at CIN			
TOTAL		49.0	355	

2025 CLEVELAND BROWNS INDIVIDUAL BESTS

BROWNS

LONGEST RUN FROM SCRIMMAGE:	46, Q. Judkins, vs. MIA (10/19)
LONGEST TOUCHDOWN RUN:	46, Q. Judkins, vs. MIA (10/19)
LONGEST PASS COMPLETION:	66, D. Sampson, at LV (11/23)
LONGEST TOUCHDOWN PASS:	66, D. Sampson, at LV (11/23)
LONGEST PUNT RETURN:	44, G. Larvadain, at LV (11/23)
LONGEST KICKOFF RETURN:	34, D. Sampson, at NYJ (11/9)
MOST INTERCEPTIONS:	1, G. Delpit, vs. GB (9/21); D. Ward, at DET (9/28); T. Campbell, R. Hickman, R. Jenkins, vs. MIA (10/19); C. Schwesinger, at NE (10/26); R. Hickman, at NYJ (11/9); D. Bush, vs. TEN (12/7)
LONGEST INTERCEPTION RETURN:	44, D. Bush, vs. TEN (12/7)
LONGEST PUNT:	67, C. Bojorquez, at PIT (10/12)
LONGEST FIELD GOAL:	55, A. Szmyt, vs. GB (9/21)
MOST RUSHING ATTEMPTS:	25, Q. Judkins, vs. MIA (10/19)
MOST RUSHING YARDS:	110, Q. Judkins, vs. MIN (10/5)
MOST PASS ATTEMPTS:	52, D. Gabriel, at PIT (10/12)
MOST PASS COMPLETIONS:	31, J. Flacco, vs. CIN (9/7)
MOST YARDS PASSING:	364, S. Sanders vs. TEN (12/7)
MOST RECEPTIONS:	8, D. Sampson, vs. CIN (9/17); H. Fannin Jr. vs. TEN (12/7)
MOST YARDS RECEIVING:	114, H. Fannin Jr., vs. TEN (12/7)
MOST INTERCEPTIONS THROWN:	3, S. Sanders, at CHI (12/14)
MOST RUSHING TOUCHDOWNS:	3, Q. Judkins, vs. MIA (10/19)
MOST TOUCHDOWN PASSES:	3, S. Sanders, vs. TEN (12/7)
MOST TOUCHDOWN RECEPTIONS:	1, C. Tillman, vs. CIN (9/7); C. Tillman, at BAL (9/14); D. Sampson, at BAL (9/14); D. Njoku, vs. MIN (10/5); H. Fannin Jr., vs. MIN (10/5); H. Fannin Jr., at NE (10/26); D. Njoku, at NE (10/26); J. Jeudy, at NYJ (11/9); D. Njoku, at NYJ (11/9); D. Sampson, at LV (11/23); H. Fannin Jr., vs. SF (11/30); H. Fannin Jr. vs. TEN (12/7), J. Jeudy vs. TEN (12/7), D. Njoku vs. TEN (12/7); H. Fannin Jr. vs. BUF (12/21)
MOST QB SACKS:	5.0, M. Garrett, at NE (10/26)

OPPONENTS

LONGEST RUN FROM SCRIMMAGE:	65, T. Pollard vs. TEN (12/7)
LONGEST TOUCHDOWN RUN:	65, T. Pollard vs. TEN (12/7)
LONGEST PASS COMPLETION:	45, Z. Flowers, vs. BAL (11/16)
LONGEST TOUCHDOWN PASS:	42, B. Hall, at NYJ (11/9)
LONGEST PUNT RETURN:	74, I. Williams, at NYJ (11/9)
LONGEST KICKOFF RETURN:	99, K. Nwangwu, at NYJ (11/9)
MOST INTERCEPTIONS:	1, N. Wiggins, at BAL (9/14); X. McKinney, vs. GB (9/21); D. Reed, at DET (9/28), K. Joseph, at DET (9/28); R. Spillane, at NE (10/26), J. Hawkins, at NE (10/26); C. Snowden, at LV (11/23); X. Woods vs. TEN (12/7); C. Gardner-Johnson, at CHI (12/14), D. Jackson, at CHI (12/14), J. Johnson, at CHI (12/14); J. Poyer, vs. BUF (12/21), D. Jones, vs. BUF (12/21)
LONGEST INTERCEPTION RETURN:	35, X. Woods vs. TEN (12/7)
LONGEST PUNT:	77, R. Wright, vs. MIN (10/5)
LONGEST FIELD GOAL:	58, J. Bates, at DET (9/28)
MOST RUSHING ATTEMPTS:	25, T. Pollard vs. TEN (12/7)
MOST RUSHING YARDS:	161, T. Pollard vs. TEN (12/7)
MOST PASS ATTEMPTS:	44, G. Smith, at LV (11/23)
MOST PASS COMPLETIONS:	30, G. Smith, at LV (11/23)
MOST YARDS PASSING:	285, G. Smith, at LV (11/23)
MOST RECEPTIONS:	7, Z. Flowers, at BAL (9/14); A.St. Brown, at DET (9/28); J. Jefferson, vs. MIN (10/5); M. Hollins, at NE (10/26)
MOST YARDS RECEIVING:	123, J. Jefferson, vs. MIN (10/5)
MOST INTERCEPTIONS THROWN:	3, T. Tagovailoa, vs MIA (10/19)
MOST RUSHING TOUCHDOWNS:	2, T. Pollard vs. TEN (12/7); D. Swift, at CHI (12/14); J. Cook vs. BUF (12/21)
MOST TOUCHDOWN PASSES:	4, L. Jackson, at BAL (9/14)
MOST TOUCHDOWN RECEPTIONS:	2, D. Walker, at BAL (9/14); A.St. Brown, at DET (9/28); 2, D. Moore, at CHI (12/14)
MOST QB SACKS:	4, W. McDonald, at NYJ (11/9)

2025 BROWNS TEAM SCORING

GAME	OPP.	BROWNS						OPPONENTS					
		1ST	2ND	3RD	4TH	OT	TOTAL	1ST	2ND	3RD	4TH	OT	TOTAL
9/7	CIN	0	10	6	0	0	16	7	7	3	0	0	17
9/14	at BAL	0	3	7	7	0	17	3	7	10	21	0	41
9/21	GB	0	0	0	13	0	13	0	3	7	0	0	10
9/28	at DET	7	0	3	0	0	10	7	13	0	14	0	34
10/5	MIN	7	3	7	0	0	17	7	0	7	7	0	21
10/12	at PIT	0	3	3	3	0	9	3	6	7	7	0	23
10/19	MIA	3	14	7	7	0	31	0	6	0	0	0	6
10/26	at NE	7	0	0	6	0	13	3	6	21	2	0	32
11/9	at NYJ	7	10	0	3	0	20	14	3	0	10	0	27
11/16	BAL	3	13	0	0	0	16	3	7	0	13	0	23
11/23	at LV	14	0	0	10	0	24	0	3	0	7	0	10
11/30	SF	0	8	0	0	0	8	7	3	7	9	0	26
12/7	TEN	3	14	0	12	0	29	14	0	7	10	0	31
12/15	at CHI	0	0	3	0	0	3	14	0	14	3	0	31
12/21	BUF	7	3	7	3	0	20	7	13	3	0	0	23
12/28	PIT												
1/4	at CIN												
TOTALS		58	81	43	64	0	246	89	77	86	103	0	355

2025 TURNOVER TABLE

GAME	OPP.	TAKEAWAYS				GIVEAWAYS					RESULT
		FUMBLES	INTS	TOTAL	PTS	FUMBLES	INT	TOTAL	PTS OFF	DIFFERENCE	
9/7	CIN	0	0	0	0	0	2	2	3	-2	L, 16-17
9/14	at BAL	0	0	0	0	1	1	2	7	-2	L, 17-41
9/21	GB	0	1	1	7	0	1	1	0	0	W, 13-10
9/28	at DET	0	1	1	0	1	2	3	17	-2	L, 10-34
10/5	MIN	2	0	2	7	0	0	0	0	+2	L, 17-21
10/12	at PIT	0	0	0	0	0	0	0	0	0	L, 9-23
10/19	MIA	1	3	4	21	0	0	0	0	+4	W, 31-6
10/26	at NE	1	1	2	0	0	2	2	14	0	L, 13-32
11/9	at NYJ	0	1	1	7	0	0	0	0	+1	L, 20-27
11/16	BAL	1	2	3	10	0	1	1	0	+2	L, 16-23
11/23	at LV	1	0	1	0	1	1	1	3	-1	W, 24-10
11/30	SF	0	0	0	0	2	0	2	14	-2	L, 8-26
12/7	TEN	0	1	1	3	1	1	2	14	-1	L, 29-31
12/15	at CHI	0	0	0	0	0	3	3	17	-3	L, 3-31
12/21	BUF	0	0	0	0	0	2	2	10	-2	L, 20-23
12/28	PIT										
1/4	at CIN										
TOTALS		6	10	15	55	6	16	22	99	-6	

2025 BROWNS SCORING DRIVES

CLEVELAND BROWNS VS CINCINNATI BENGALS (9.7.25)

TEAM	QTR.	TIME	SCORING PLAY	CIN	CLE
Bengals	1	7:32	C. Brown 5 yd. run (E. McPherson kick)	7	0
Browns	2	12:42	R. Sanders 1 yd. run (A. Szmyt kick)	7	7
Bengals	2	4:18	N. Fant 1 yd. pass from J. Burrow (E. McPherson kick)	14	7
Browns	2	0:23	A. Szmyt 45 yd. Field Goal	14	10
Browns	3	7:20	C. Tillman 5 yd. pass from J. Flacco (Kick failed)	14	16
Bengals	3	2:48	E. McPherson 35 yd. Field Goal	17	16

CLEVELAND BROWNS AT BALTIMORE RAVENS (9.14.25)

TEAM	QTR.	TIME	SCORING PLAY	CLE	BAL
Ravens	1	3:06	T. Loop 43 yd. Field Goal	0	3
Ravens	2	11:13	T. Wallace 15 yd. pass from L. Jackson (T. Loop kick)	0	10
Browns	2	0:29	A. Szmyt 38 yd. Field Goal	3	10
Ravens	3	12:26	T. Loop 32 yd. Field Goal	3	13
Ravens	3	10:09	D. Walker 2 yd. pass from L. Jackson (T. Loop kick)	3	20
Browns	3	5:02	C. Tillman 18 yd. pass from J. Flacco (A. Szmyt kick)	10	20
Ravens	4	13:26	D. Walker 24 yd. pass from L. Jackson (T. Loop kick)	10	27
Ravens	4	8:19	R. Smith 63 yd. fumble return (T. Loop kick)	10	34
Ravens	4	4:43	D. Hopkins 23 yd. pass from L. Jackson (T. Loop kick)	10	41
Browns	4	1:50	D. Sampson 8 yd. pass from D. Gabriel (A. Szmyt kick)	17	41

CLEVELAND BROWNS VS GREEN BAY PACKERS (9.21.25)

TEAM	QTR.	TIME	SCORING PLAY	GB	CLE
Packers	2	14:53	B. McManus 39 yd. Field Goal	3	0
Packers	3	3:23	J. Fitzpatrick 3 yd. pass from J. Love (B. McManus kick)	10	0
Browns	4	3:38	A. Szmyt 35 yd. Field Goal	10	3
Browns	4	3:01	Q. Judkins 1 yd. run (A. Szmyt kick)	10	10
Browns	4	0:00	A. Szmyt 55 yd. Field Goal	10	13

CLEVELAND BROWNS AT DETROIT LIONS (9.28.25)

TEAM	QTR.	TIME	SCORING PLAY	CLE	DET
Browns	1	5:36	Q. Judkins 1 yd. run (A. Szmyt kick)	7	0
Lions	1	3:20	J. Gibbs 8 yd. run (J. Bates kick)	7	7
Lions	2	14:17	J. Bates 48 yd. Field Goal	7	10
Lions	2	3:00	A. St. Brown 2 yd. pass from J. Goff (J. Bates kick)	7	17
Lions	2	0:08	J. Bates 58 yd. Field Goal	7	20
Browns	3	6:44	A. Szmyt 33 yd. Field Goal	10	20
Lions	4	13:40	K. Raymond 65 yd. Punt Return (J. Bates kick)	10	27
Lions	4	4:04	A. St. Brown 8 yd. pass from J. Goff (J. Bates kick)	10	34

CLEVELAND BROWNS VS MINNESOTA VIKINGS (10.5.25)

TEAM	QTR.	TIME	SCORING PLAY	MIN	CLE
Browns	1	6:49	H.Fannin Jr. 1 yd. pass from D.Gabriel (A.Szmyt kick) (7-47; 3:28)	0	7
Vikings	1	2:30	J.Oliver 32 yd. pass from C.Akers (W.Reichard kick) (8-82; 4:19)	7	7
Browns	2	0:09	A.Szmyt 31 yd. FG (14-53; 2:21)	7	10
Vikings	3	11:11	J.Mason 3 yd. run (W.Reichard kick) (8-71; 3:49)	14	10
Browns	3	3:05	D.Njoku 9 yd. pass from D.Gabriel (A.Szmyt kick) (13-69; 8:06)	14	17
Vikings	4	0:25	J.Addison 12 yd. pass from C.Wentz (W.Reichard kick) (10-80; 2:40)	21	17

2025 BROWNS SCORING DRIVES

CLEVELAND BROWNS AT PITTSBURGH STEELERS (10.12.25)

TEAM	QTR.	TIME	SCORING PLAY	CLE	PIT
Steelers	1	10:55	C. Boswell 44 yd. Field Goal (8-46; 4:05)	0	3
Steelers	2	11:01	C. Boswell 50 yd. Field Goal (11-39; 4:05)	0	6
Steelers	2	3:38	C. Boswell 48 yd. Field Goal (10-49; 5:19)	0	9
Browns	2	0:00	A. Szmyt 31 yd. Field Goal (16-72; 3:38)	3	9
Steelers	3	7:46	C. Heyward 12 yd. pass from A. Rodgers (C. Boswell kick). (10-79; 6:02)	3	16
Browns	3	4:08	A. Szmyt 53 yd. Field Goal (9-34; 3:38)	6	16
Steelers	4	14:55	D. Metcalf 25 yd. pass from A. Rodgers (C. Boswell kick). (7-73; 4:13)	6	23
Browns	4	9:29	A. Szmyt 32 yd. Field Goal (18-54; 5:26)	9	23

CLEVELAND BROWNS VS MIAMI DOLPHINS (10.19.25)

TEAM	QTR.	TIME	SCORING PLAY	MIA	CLE
Browns	1	2:17	A. Szmyt 30 yd. Field Goal (11-57; 6:43)	0	3
Dolphins	2	14:14	R. Patterson 33 yd. Field Goal (6-62; 3:03)	3	3
Browns	2	11:19	Q. Judkins 46 yd. run (A. Szmyt kick) (5-83; 2:55)	3	10
Browns	2	6:03	Q. Judkins 3 yd. run (A. Szmyt kick) (10-46; 5:10)	3	17
Dolphins	2	0:00	R. Patterson 26 yd. Field Goal (9-32; 2:53)	6	17
Browns	3	14:48	T. Campbell 34 yd. interception return (A. Szmyt kick)	6	24
Browns	4	10:56	Q. Judkins 2 yd. run (A. Szmyt kick) (1-2; 0:03)	6	31

CLEVELAND BROWNS AT NEW ENGLAND PATRIOTS (10.26.25)

TEAM	QTR.	TIME	SCORING PLAY	CLE	NE
Patriots	1	8:45	A.Borregales 36 yd. Field Goal (12-54; 6:15)	0	3
Browns	1	7:10	H.Fannin Jr. 18 yd. pass from D.Gabriel (A.Szmyt kick) (6-70; 3:35)	7	3
Patriots	2	7:41	A.Borregales 32 yd. Field Goal (7-49; 3:41)	7	6
Patriots	2	0:00	A.Borregales 42 yd. Field Goal (7-59; 2:09)	7	9
Patriots	3	9:10	H.Henry 7 yd. pass from D.Maye (A.Borregales kick) (7-77; 4:03)	7	16
Patriots	3	6:43	S.Diggs 1 yd. pass from D.Maye (A.Borregales kick) (3-6; 0:48)	7	23
Patriots	3	0:53	K.Boutte 39 yd. pass from D.Maye (A.Borregales kick) (5-81; 2:49)	7	30
Browns	4	9:24	D.Njoku 11 yd. pass from D.Gabriel (pass failed) (3-26; 0:53)	13	30
Patriots	4	4:06	Penalty on D.Gabriel enforced in end zone for a Safety	13	32

CLEVELAND BROWNS AT NEW YORK JETS (11.9.25)

TEAM	QTR.	TIME	SCORING PLAY	CLE	NYJ
Browns	1	6:34	D. Njoku 9 yd. pass from D. Gabriel (A. Szmyt kick) (9-95; 5:02)	7	0
Jets	1	6:21	K. Nwangwu 99 yd. kick return (N. Folk kick)	7	7
Jets	1	5:45	I. Williams 74 yd. punt return (N. Folk kick)	7	14
Browns	2	10:34	J. Jeudy 22 yd. pass from D. Gabriel (A. Szmyt kick) (1-22; 0:07)	14	14
Jets	2	3:51	N. Folk 26 yd. Field Goal (11-64; 6:43)	14	17
Browns	2	0:00	A. Szmyt 45 yd. Field Goal (7-34; 0:45)	17	17
Jets	4	14:12	B. Hall 42 yd. pass from J. Fields (N. Folk kick) (8-58; 4:23)	17	24
Jets	4	6:13	N. Folk 37 yd. Field Goal (6-41; 4:02)	17	27
Browns	4	2:57	A. Szmyt 29 yd. Field Goal (10-58; 3:16)	20	27

2025 BROWNS SCORING DRIVES (CONT'D)

CLEVELAND BROWNS VS. BALTIMORE RAVENS (11.16.25)

TEAM	QTR.	TIME	SCORING PLAY	BAL	CLE
Ravens	1	4:55	T. Loop 25 yd. Field Goal (15-72; 7:41)	3	0
Browns	1	0:00	A. Szmyt 30 yd. Field Goal (9-55; 4:55)	3	3
Browns	2	8:44	A. Szmyt 24 yd. Field Goal (4-0; 1:32)	3	6
Browns	2	7:43	D. Bush 23 yd. interception return (A. Szmyt kick)	3	13
Ravens	2	4:17	D. Henry 1 yd. run (T. Loop kick) (6-63; 3:26)	10	13
Browns	2	0:58	A. Szmyt 46 yd. Field Goal (8-42; 3:19)	10	16
Ravens	4	14:06	T. Loop 24 yd. Field Goal (5-63; 1:56)	13	16
Ravens	4	4:59	T. Loop 44 yd. Field Goal (10-54; 5:50)	16	16
Ravens	4	2:31	M. Andrews 35 yd. run (T. Loop kick) (4-44; 2:01)	23	16

CLEVELAND BROWNS AT LAS VEGAS RAIDERS (11.23.25)

TEAM	QTR.	TIME	SCORING PLAY	CLE	LV
Browns	1	8:24	Q. Judkins 8 yd. run (A.Szmyt kick) (2-13, 0:48)	7	0
Browns	1	0:48	Q. Judkins 2 yd. run (A.Szmyt kick) (5-73, 2:22)	14	0
Raiders	2	9:12	D. Carlson 41 yd. Field Goal (4-3, 2:08)	14	3
Browns	4	12:08	A. Szmyt 53 yd. Field Goal (8-44, 3:45)	17	3
Browns	4	8:18	D. Sampson 66 yd. pass from S. Sanders (A. Szmyt kick) (3-67, 1:03)	24	3
Raiders	4	5:11	A. Jeanty 5 yd. pass from G. Smith (D. Carlson kick) (7-65, 3:07)	24	10

CLEVELAND BROWNS VS SAN FRANCISCO 49ERS (11.30.25)

TEAM	QTR.	TIME	SCORING PLAY	SF	CLE
49ers	1	8:12	C. McCaffrey 1 yd. run (M. Gay kick) (6-16; 2:10)	7	0
Browns	2	0:39	H. Fannin Jr. 34 yd. pass from S. Sanders (Q. Judkins 2 point rush) (10-90; 5:42)	7	8
49ers	2	0:00	M. Gay 25 yd. Field Goal (6-58; 0:39)	10	8
49ers	3	1:29	B. Purdy 2 yd. run (M. Gay kick) (9-32; 5:36)	17	8
49ers	4	11:05	J. Jennings 7 yd. pass from B. Purdy (B. Purdy 2pt pass failed) (6-18; 2:22)	23	8
49ers	4	4:09	M. Gay 31 yd. Field Goal (9-29; 3:15)	26	8

CLEVELAND BROWNS VS TENNESSEE TITANS (12.7.25)

TEAM	QTR.	TIME	SCORING PLAY	TEN	CLE
Titans	1	9:52	E. Ayomanor 14 yd. pass from C. Ward (J. Slye kick) (8-53; 5:08)	7	0
Browns	1	1:42	A. Szmyt 38 yd. Field Goal (5-19; 2:03)	7	3
Titans	1	1:29	T. Pollard 65 yd. run (J. Slye kick) (1-65; 0:13)	14	3
Browns	2	14:24	D. Njoku 1 yd. pass from S. Sanders (A. Szmyt kick) (4-60; 2:05)	14	10
Browns	2	2:47	J. Jeudy 60 yd. pass from S. Sanders (A. Szmyt kick) (3-74; 0:55)	14	17
Titans	3	0:51	T. Pollard 32 yd. run (J. Slye kick) (2-38; 0:50)	21	17
Titans	4	9:29	C. Dike 5 yd. pass from C. Ward (J. Slye kick) (3-8; 1:25)	28	17
Titans	4	6:17	J. Slye 41 yd. Field Goal (4-6; 2:07)	31	17
Browns	4	4:27	S. Sanders 7 yd. run (S. Sanders 2pt rush failed) (5-66; 1:50)	31	23
Browns	4	1:03	H. Fannin Jr. 7 yd. pass from S. Sanders (Q. Judkins 2pt pass failed) (7-80; 1:40)	31	29

CLEVELAND BROWNS AT CHICAGO BEARS (12.14.25)

TEAM	QTR.	TIME	SCORING PLAY	CLE	CHI
Bears	1	7:35	D. Swift 6 yd. run (C. Santos kick) (6-42; 3:43)	0	7
Bears	1	1:29	D. Moore 3 yd. pass from C. Williams (C. Santos kick) (7-80; 4:25)	0	14
Browns	3	10:03	A. Szmyt 50 yd. Field Goal (6-16; 2:10)	3	14
Bears	3	8:39	D. Moore 22 yd. pass from C. Williams (C. Santos kick) (1-22; 0:07)	3	21
Bears	3	0:46	D. Swift 17 yd. run (C. Santos kick) (9-80; 5:01)	3	28
Bears	4	7:30	C. Santos 41 yd. Field Goal (4-1; 1:25)	3	31

2025 BROWNS SCORING DRIVES (CONT'D)

CLEVELAND BROWNS VS. BUFFALO BILLS (12.21.25)

TEAM	QTR.	TIME	SCORING PLAY	BUF	CLE
Browns	1	10:42	H. Fannin Jr. 13 yd. pass from S. Sanders (A. Szmyt kick) (8-69; 4:18)	0	7
Bills	1	7:47	J. Cook III 44 yd. run (M. Badgley kick) (5-80; 2:55)	7	7
Bills	2	12:54	T. Johnson 2 yd. run (M. Badgley XP kick failed) (9-61; 5:01)	13	7
Browns	2	5:38	A. Szmyt 24 yd. Field Goal (13-65; 7:16)	13	10
Bills	2	2:23	J. Cook III 3 yd. run (M. Badgley kick) (7-68; 3:15)	20	10
Bills	3	9:37	M. Badgley 41 yd. Field Goal (4-2; 1:02)	23	10
Browns	3	1:36	H. Fannin Jr. 1 yd. run (A. Szmyt kick) (14-67; 8:01)	23	17
Browns	4	8:46	A. Szmyt 41 yd. Field Goal (8-43; 4:44)	23	20

2025 BALL POSSESSION AND DRIVE CHART

CLEVELAND BROWNS VS CINCINNATI BENGALS (9.7.25)

BROWNS (35:49) AVERAGE DRIVE START CLE 27					BENGALS (24:11) AVERAGE DRIVE START CIN 37				
	PLAYS	YARDS	TIME	END		PLAYS	YARDS	TIME	END
1.	16	58	9:50	Touchdown	1.	12	67	7:28	Touchdown
2.	3	2	0:58	Punt	2.	6	19	3:13	Punt
3.	11	51	3:55	Field Goal	3.	8	39	4:13	Touchdown
4.	13	84	7:40	Touchdown	4.	2	9	0:23	End of Half
5.	2	-6	0:44	Interception	5.	3	8	1:43	Punt
6.	7	36	3:35	Downs	6.	7	17	2:05	Field Goal
7.	6	38	3:48	Punt	7.	3	1	1:03	Punt
8.	10	24	4:34	Missed Field Goal	8.	3	-18	2:26	Punt
9.	2	9	0:26	Interception	9.	3	9	0:32	Punt
10.	3	31	0:19	End of Game	10.	3	-10	1:05	Punt

CLEVELAND BROWNS AT BALTIMORE RAVENS (9.14.25)

BROWNS (31:49) AVERAGE DRIVE START CLE 31					RAVENS (28:11) AVERAGE DRIVE START BAL 38				
	PLAYS	YARDS	TIME	END		PLAYS	YARDS	TIME	END
1.	5	20	3:32	Punt	1.	6	16	3:45	Punt
2.	3	4	0:58	Punt	2.	8	24	3:39	Field Goal
3.	3	-4	0:56	Punt	3.	3	2	2:18	Punt
4.	6	17	2:46	Blocked Punt	4.	2	24	0:53	Touchdown
5.	6	32	3:10	Punt	5.	3	6	1:21	Punt
6.	5	18	2:57	Punt	6.	3	5	1:53	Punt
7.	7	28	1:24	Field Goal	7.	3	6	0:29	Punt
8.	3	6	0:57	Interception	8.	7	51	2:34	Field Goal
9.	11	71	5:07	Touchdown	9.	4	5	1:20	Touchdown
10.	11	34	5:07	Fumble	10.	10	66	6:36	Touchdown
11.	6	11	2:02	Downs	11.	3	36	1:34	Touchdown
12.	7	65	2:53	Touchdown	12.	3	-4	1:50	End of Game

CLEVELAND BROWNS VS GREEN BAY PACKERS (9.21.25)

BROWNS (25:46) AVERAGE DRIVE START CLE 34					PACKERS (34:14) AVERAGE DRIVE START GB 23				
	PLAYS	YARDS	TIME	END		PLAYS	YARDS	TIME	END
1.	8	30	4:34	Punt	1.	3	3	1:12	Punt
2.	3	6	1:58	Punt	2.	13	43	7:23	Field Goal
3.	6	13	4:01	Punt	3.	12	30	8:50	Punt
4.	9	37	1:58	Interception	4.	1	-1	0:04	End of Half
5.	3	-8	1:28	Punt	5.	3	-1	2:28	Punt
6.	5	20	2:11	Punt	6.	14	71	7:41	Touchdown
7.	7	15	3:20	Punt	7.	3	-2	1:23	Punt
8.	12	63	5:48	Field Goal	8.	6	35	2:03	Punt
9.	1	1	0:07	Touchdown	9.	3	7	0:30	Interception
10.	5	16	0:21	Field Goal	10.	5	35	2:40	Blocked FG

2025 BALL POSSESSION AND DRIVE CHART (CONT'D)

CLEVELAND BROWNS AT DETROIT LIONS (9.28.25)

BROWNS (31:44) AVERAGE DRIVE START CLE 26					LIONS (28:16) AVERAGE DRIVE START DET 38				
	PLAYS	YARDS	TIME	END		PLAYS	YARDS	TIME	END
1.	13	88	7:10	Touchdown	1.	4	20	2:14	Punt
2.	3	2	1:49	Interception	2.	5	65	2:16	Touchdown
3.	4	5	2:10	Punt	3.	5	16	2:32	Field Goal
4.	3	9	1:36	Punt	4.	4	24	2:55	Punt
5.	3	11	1:33	Interception	5.	3	-1	1:37	Punt
6.	3	3	0:55	Punt	6.	3	5	1:26	Touchdown
7.	1	-1	0:08	End of Half	7.	6	44	0:47	Field Goal
8.	7	21	2:30	Punt	8.	4	2	2:14	Interception
9.	8	27	3:32	Field Goal	9.	3	6	1:29	Punt
10.	8	46	3:50	Missed FG	10.	5	31	1:35	Downs
11.	3	3	1:10	Punt	11.	6	30	3:48	Punt
12.	3	3	0:52	Punt	12.	6	20	2:58	Touchdown
13.	5	14	1:58	Fumble	13.	4	9	2:25	End of Game
14.	3	3	1:39	Punt					

CLEVELAND BROWNS VS MINNESOTA VIKINGS (10.5.25)

BROWNS (30:29) AVERAGE DRIVE START CLE 31					VIKINGS (29:31) AVERAGE DRIVE START MIN 23				
	PLAYS	YARDS	TIME	END		PLAYS	YARDS	TIME	END
1.	4	7	1:59	Punt	1.	6	36	2:44	Fumble
2.	7	47	3:28	Touchdown	2.	8	82	4:19	Touchdown
3.	6	12	3:02	Punt	3.	6	29	3:30	Punt
4.	3	8	2:21	Punt	4.	3	9	2:23	Punt
5.	4	8	2:09	Punt	5.	3	8	1:35	Punt
6.	14	53	2:21	Field Goal	6.	1	-1	0:09	End of Half
7.	13	69	8:06	Touchdown	7.	8	71	3:49	Touchdown
8.	3	9	1:51	Punt	8.	3	-5	2:09	Punt
9.	3	4	1:37	Punt	9.	1	-3	0:04	Fumble
10.	5	17	2:48	Punt	10.	7	42	2:43	Missed FG
11.	3	-1	0:22	Punt	11.	6	-2	3:26	Punt
12.	3	44	0:25	End of Game	12.	10	80	2:40	Touchdown

CLEVELAND BROWNS AT PITTSBURGH STEELERS (10.12.25)

BROWNS (28:08) AVERAGE DRIVE START CLE 29					STEELERS (31:52) AVERAGE DRIVE START PIT 26				
	PLAYS	YARDS	TIME	END		PLAYS	YARDS	TIME	END
1.	6	8	3:02	Punt	1.	8	46	4:05	Field Goal
2.	6	21	3:48	Punt	2.	6	27	3:59	Punt
3.	3	0	2:04	Punt	3.	11	39	4:05	Field Goal
4.	16	72	3:38	Field Goal	4.	10	49	5:19	Field Goal
5.	3	5	1:12	Punt	5.	10	79	6:02	Touchdown
6.	9	34	3:38	Field Goal	6.	7	73	4:13	Touchdown
7.	18	54	5:26	Field Goal	7.	3	6	2:24	Punt
8.	7	12	3:03	Punt	8.	4	6	0:23	Missed FG
9.	10	42	2:17	Downs	9.	3	0	1:22	Downs

2025 BALL POSSESSION AND DRIVE CHART (CONT'D)

CLEVELAND BROWNS VS MIAMI DOLPHINS (10.19.25)

BROWNS (31:45) AVERAGE DRIVE START CLE 44					DOLPHINS (28:15) AVERAGE DRIVE START MIA 24				
	PLAYS	YARDS	TIME	END		PLAYS	YARDS	TIME	END
1.	3	7	2:27	Punt	1.	6	16	3:37	Punt
2.	11	57	6:43	Field Goal	2.	6	62	3:03	Field Goal
3.	5	83	2:55	Touchdown	3.	0	0	0:06	Fumble
4.	10	46	4:10	Touchdown	4.	5	-1	1:59	Punt
5.	3	-9	1:11	Punt	5.	9	32	2:53	Field Goal
6.	3	6	2:12	Punt	6.	1	0	0:12	Interception
7.	9	27	5:45	Punt	7.	3	-9	2:13	Punt
8.	1	2	0:03	Touchdown	8.	12	64	7:10	Downs
9.	3	-1	1:42	Punt	9.	3	-2	1:29	Interception
10.	5	18	3:41	Punt	10.	2	11	0:58	Interception
11.	1	-1	0:37	End of Game	11.	3	-5	1:31	Punt
					12.	9	32	3:04	Downs

CLEVELAND BROWNS AT NEW ENGLAND PATRIOTS (10.26.25)

BROWNS (23:48) AVERAGE DRIVE START CLE 32					PATRIOTS (36:12) AVERAGE DRIVE START NE 36				
	PLAYS	YARDS	TIME	END		PLAYS	YARDS	TIME	END
1.	6	70	3:35	Touchdown	1.	12	54	6:15	Field Goal
2.	4	12	2:16	Punt	2.	3	8	2:01	Punt
3.	4	5	1:41	Missed FG	3.	6	26	2:50	Interception
4.	3	6	1:38	Punt	4.	7	49	3:41	Field Goal
5.	4	20	2:06	Punt	5.	3	5	1:48	Punt
6.	3	1	1:47	Punt	6.	7	64	2:09	Field Goal
7.	3	3	1:39	Interception	7.	7	77	4:03	Touchdown
8.	5	11	3:01	Interception	8.	3	6	0:48	Touchdown
9.	12	57	3:39	Downs	9.	5	81	2:49	Touchdown
10.	3	26	0:53	Touchdown	10.	3	-2	1:57	Punt
11.	2	-1	0:45	Safety	11.	7	38	4:33	Fumble
12.	4	1	0:48	Downs	12.	5	12	3:18	End of Game

CLEVELAND BROWNS AT NEW YORK JETS (11.9.25)

BROWNS (34:04) AVERAGE DRIVE START CLE 29					JETS (25:56) AVERAGE DRIVE START NYJ 33				
	PLAYS	YARDS	TIME	END		PLAYS	YARDS	TIME	END
1.	4	-8	1:28	Punt	1.	3	2	1:56	Punt
2.	9	95	5:02	Touchdown	2.	0	0	0:13	Touchdown (KR)
3.	3	0	0:36	Punt	3.	3	6	1:32	Punt
4.	6	19	4:01	Punt	4.	1	0	0:09	Touchdown (PR)
5.	9	14	4:22	Punt	5.	11	64	6:43	Field Goal
6.	1	22	0:07	Touchdown	6.	3	-12	0:54	Punt
7.	5	1	2:12	Punt	7.	3	-3	1:36	Punt
8.	7	34	0:45	Field Goal	8.	3	7	1:31	Punt
9.	8	28	5:29	Punt	9.	8	58	4:23	Touchdown
10.	3	0	2:49	Punt	10.	6	41	4:02	Field Goal
11.	7	26	3:57	Downs	11.	8	19	2:57	End of Game
12.	10	58	3:16	Field Goal					

2025 BALL POSSESSION AND DRIVE CHART (CONT'D)

CLEVELAND BROWNS VS. BALTIMORE RAVENS (11.16.25)

BROWNS (27:01) AVERAGE DRIVE START CLE 31					RAVENS (32:59) AVERAGE DRIVE START BAL 37				
	PLAYS	YARDS	TIME	END		PLAYS	YARDS	TIME	END
1.	3	5	2:24	Punt	1.	15	72	7:41	Field Goal
2.	9	55	4:55	Field Goal	2.	4	15	2:17	Punt
3.	4	20	2:27	Punt	3.	2	-9	1:01	Interception
4.	4	0	1:32	Field Goal	4.	6	63	3:26	Touchdown
5.	8	42	3:19	Field Goal	5.	3	8	0:32	Punt
6.	1	2	0:26	End of Half	6.	3	5	2:17	Punt
7.	3	-11	2:45	Punt	7.	8	24	4:54	Punt
8.	3	0	0:29	Interception	8.	1	0	0:09	Interception
9.	6	2	3:26	Punt	9.	5	63	1:56	Field Goal
10.	5	28	3:17	Punt	10.	10	54	5:50	Field Goal
11.	3	-15	0:27	Punt	11.	4	44	2:01	Touchdown
12.	8	40	1:34	Downs	12.	2	-2	0:57	End of Game

CLEVELAND BROWNS AT LAS VEGAS RAIDERS (11.23.25)

BROWNS (23:34) AVERAGE DRIVE START CLE 35					RAIDERS (36:26) AVERAGE DRIVE START LV 29				
	PLAYS	YARDS	TIME	END		PLAYS	YARDS	TIME	END
1.	3	8	2:09	Punt	1.	7	3	3:39	Punt
2.	2	13	0:48	Touchdown	2.	3	-9	1:27	Punt
3.	3	-6	1:36	Punt	3.	3	6	2:11	Punt
4.	5	73	2:22	Touchdown	4.	9	45	4:20	Missed FG
5.	1	0	0:08	Interception	5.	4	3	2:08	Field Goal
6.	3	-1	1:40	Punt	6.	6	15	3:28	Punt
7.	1	39	0:14	Fumble	7.	3	0	1:30	Punt
8.	3	7	0:45	Punt	8.	5	18	1:17	Punt
9.	1	-1	0:18	End of Half	9.	7	11	4:01	Downs
10.	3	2	1:53	Punt	10.	3	4	1:01	Punt
11.	6	17	4:30	Punt	11.	7	43	2:42	Downs
12.	8	44	3:45	Field Goal	12.	4	13	2:47	Punt
13.	3	67	1:03	Touchdown	13.	7	65	3:07	Touchdown
14.	3	0	1:05	Punt	14.	6	20	1:56	Fumble
15.	4	22	1:18	Punt	15.	3	37	0:52	End of Game

CLEVELAND BROWNS VS SAN FRANCISCO 49ERS (11.30.25)

BROWNS (29:50) AVERAGE DRIVE START CLE 24					49ERS (30:10) AVERAGE DRIVE START SF 46				
	PLAYS	YARDS	TIME	END		PLAYS	YARDS	TIME	END
1.	5	21	2:50	Punt	1.	4	24	1:48	Punt
2.	10	49	5:13	Downs	2.	6	16	2:10	Touchdown
3.	7	12	4:04	Punt	3.	3	1	1:31	Punt
4.	10	90	5:42	Touchdown	4.	8	40	6:03	Punt
5.	5	14	2:49	Punt	5.	6	58	0:39	Field Goal
6.	4	8	2:01	Fumble	6.	8	19	3:05	Punt
7.	3	1	1:01	Punt	7.	9	32	5:36	Touchdown
8.	7	10	3:41	Downs	8.	3	-1	2:01	Punt
9.	9	27	2:29	Downs	9.	6	18	2:22	Touchdown
					10.	9	29	3:15	Field Goal
					11.	4	11	1:40	End of Game

2025 BALL POSSESSION AND DRIVE CHART (CONT'D)

CLEVELAND BROWNS VS TENNESSEE TITANS (12.7.25)

BROWNS (28:04) AVERAGE DRIVE START CLE 26					TITANS (31:56) AVERAGE DRIVE START TEN 43				
	PLAYS	YARDS	TIME	END		PLAYS	YARDS	TIME	END
1.	3	-8	2:45	Punt	1.	8	53	5:08	Touchdown
2.	5	19	2:03	Field Goal	2.	8	22	3:22	Interception
3.	4	60	2:05	Touchdown	3.	1	65	0:13	Touchdown
4.	10	42	4:54	Punt	4.	6	15	2:45	Punt
5.	3	74	0:55	Touchdown	5.	5	18	3:03	Punt
6.	1	2	0:26	End of Half	6.	5	9	2:21	Punt
7.	7	26	3:23	Punt	7.	3	3	1:39	Punt
8.	3	7	1:35	Punt	8.	3	2	0:48	Punt
9.	3	4	1:39	Punt	9.	5	13	2:44	Punt
10.	4	25	1:31	Interception	10.	2	38	0:50	Touchdown
11.	3	-8	2:00	Punt	11.	6	20	2:44	Punt
12.	1	5	0:13	Fumble	12.	3	8	1:25	Touchdown
13.	6	18	1:05	Blocked Punt	13.	4	6	2:07	Field Goal
14.	5	66	1:50	Touchdown	14.	3	0	1:44	Punt
15.	7	80	1:40	Touchdown	15.	3	0	1:03	End of Game

CLEVELAND BROWNS AT CHICAGO BEARS (12.14.25)

BROWNS (27:08) AVERAGE DRIVE START CLE 24					BEARS (32:52) AVERAGE DRIVE START CHI 39				
	PLAYS	YARDS	TIME	END		PLAYS	YARDS	TIME	END
1.	3	6	2:30	Punt	1.	3	-5	1:12	Punt
2.	3	9	1:41	Punt	2.	6	42	3:43	Touchdown
3.	3	1	2:20	Punt	3.	7	80	4:25	Touchdown
4.	6	35	2:49	Punt	4.	14	60	9:28	Missed FG
5.	3	-5	0:30	Punt	5.	3	9	0:42	Punt
6.	3	0	0:57	Punt	6.	5	48	0:48	End of Half
7.	6	16	2:10	Field Goal	7.	4	1	1:50	Downs
8.	1	0	0:07	Interception	8.	3	3	1:10	Punt
9.	5	49	2:52	Interception	9.	1	22	0:07	Touchdown
10.	3	-9	0:57	Punt	10.	9	80	5:01	Touchdown
11.	5	21	2:55	Interception	11.	6	-2	2:59	Punt
12.	16	58	7:20	Downs	12.	4	-1	1:25	Field Goal
					13.	1	-1	0:10	End of Game

CLEVELAND BROWNS VS. BUFFALO BILLS (12.21.25)

BROWNS (35:23) AVERAGE DRIVE START CLE 34					BILLS (24:37) AVERAGE DRIVE START BUF 40				
	PLAYS	YARDS	TIME	END		PLAYS	YARDS	TIME	END
1.	8	69	4:18	Touchdown	1.	5	80	2:55	Touchdown
2.	6	32	4:52	Interception	2.	9	61	5:01	Touchdown
3.	13	65	7:16	Field Goal	3.	7	68	3:15	Touchdown
4.	3	-2	0:47	Punt	4.	3	-12	1:30	Punt
5.	2	0	0:06	End of Half	5.	3	8	2:14	Punt
6.	4	12	2:07	Interception	6.	4	2	1:02	Field Goal
7.	14	67	8:01	Touchdown	7.	7	36	3:06	Downs
8.	8	43	4:44	Field Goal	8.	3	-12	1:41	Punt
9.	4	-5	2:03	Downs	9.	5	19	2:15	Downs
10.	4	-11	1:09	Punt	10.	5	9	1:38	End of Game

2025 RED ZONE EFFICIENCY

	BROWNS	OPPONENTS
NUMBER OF TRIPS INTO OPPONENT'S RED ZONE	33	43
TOTAL SCORES	29	39
Touchdowns	18	26
Field goals/attempts	11/12	13/14
TOUCHDOWN PERCENTAGE	62	67
SCORING PERCENTAGE	88	91
Turnovers	0	3
Downs	3	1
Missed field goals	1	1
Time expired	0	1
Ended without trying to score	0	0
SCORES FROM OUTSIDE THE RED ZONE	11	21
Touchdowns	4	10
Field goals	7	11
Safeties	0	1

LONGEST DRIVES

GAME-BY-GAME - LONGEST DRIVES - PLAYS

GAME		#PLAYS	BROWNS NET YARDS/TIME	DRIVE RESULT	#PLAYS	OPPONENTS NET YARDS/TIME	DRIVE RESULT
9/7	CIN	16	67/9:50	Touchdown	12	68/7:28	Touchdown
9/14	at BAL	11	71/5:07	Touchdown	10	66/6:36	Touchdown
9/21	GB	12	63/5:48	Field Goal	14	71/7:41	Touchdown
9/28	at DET	13	88/7:10	Touchdown	6	44/0:47	Field Goal
10/5	MIN	14	53/2:21	Field Goal	10	80/2:40	Touchdown
10/12	at PIT	18	54/5:26	Field Goal	11	39/4:05	Field Goal
10/19	MIA	11	57/6:43	Field Goal	12	64/7:10	Downs
10/26	at NE	12	57/3:39	Downs	12	54/6:15	Field Goal
11/9	at NYJ	10	58/3:16	Field Goal	11	64/6:43	Field Goal
11/16	BAL	9	55/4:55	Field Goal	15	72/7:41	Field Goal
11/23	at LV	8	44/3:45	Field Goal	9	45/4:20	Missed FG
11/30	at SF	10	90/5:42	Touchdown	9	32/5:36	Touchdown
12/7	TEN	10	42/4:54	Punt	8	53/5:08	Touchdown
12/14	at CHI	16	58/7:20	Downs	14	60/9:28	Missed FG
12/21	BUF	9	61/5:01	Touchdown	9	61/5:01	Touchdown
12/28	PIT						
1/4	CIN						

GAME-BY-GAME - LONGEST DRIVES - NET YARDS

GAME		#PLAYS	BROWNS NET YARDS/TIME	DRIVE RESULT	#PLAYS	OPPONENTS NET YARDS/TIME	DRIVE RESULT
9/7	CIN	13	69/7:40	Touchdown	12	68/7:28	Touchdown
9/14	at BAL	11	71/5:07	Touchdown	10	66/6:36	Touchdown
9/21	GB	12	63/5:48	Field Goal	14	71/7:41	Touchdown
9/28	at DET	13	88/7:10	Touchdown	5	65/2:16	Touchdown
10/5	MIN	13	69/8:06	Touchdown	8	82/4:19	Touchdown
10/12	at PIT	16	72/3:38	Field Goal	10	79/6:02	Touchdown
10/19	MIA	5	83/2:55	Touchdown	12	64/7:10	Downs
10/26	at NE	6	70/3:35	Touchdown	5	81/2:49	Touchdown
11/9	at NYJ	9	95/5:02	Touchdown	11	64/6:43	Field Goal
11/16	BAL	9	55/4:55	Field Goal	15	72/7:41	Field Goal
11/23	at LV	5	73/2:22	Touchdown	7	65/3:07	Touchdown
11/30	at SF	10	90/5:42	Touchdown	6	58/0:39	Field Goal
12/7	TEN	7	80/2:43	Touchdown	1	65/0:13	Touchdown
12/14	at CHI	16	58/7:20	Downs	9	80/5:01	Touchdown
12/21	BUF	8	69/4:18	Touchdown	5	80/2:55	Touchdown
12/28	PIT						
1/4	CIN						

2025 LONGEST PLAYS

LONGEST PLAYS FROM SCRIMMAGE

BROWNS		
YARDS	OPPONENT	PLAY
66	11/23 at LV	D. Sampson reception
60	12/7 vs. TEN	J. Jeudy reception
58	12/7 vs. TEN	Q. Judkins reception
52	11/23 at LV	I. Bond reception
47	12/14 vs. CHI	I. Bond reception
46	10/19 vs. MIA	Q. Judkins run
42	12/14 vs. CHI	I. Bond reception
35	12/7 vs. TEN	H. Fannin Jr. reception
35	9/28 at DET	I. Bond reception
34	11/30 vs. SF	H. Fannin Jr. reception
34	9/21 vs. GB	Q. Judkins run
33	9/28 at DET	J. Jeudy reception
32	10/5 vs. MIN	Q. Judkins run
31	12/7 vs. TEN	D. Sampson reception
31	10/26 at NE	M. Corley run
31	9/14 at BAL	Q. Judkins run
26	12/21 vs. BUF	T. Williams reception
26	11/23 at LV	D. Sampson run
26	11/16 vs. BAL	C. Tillman reception
26	9/14 at BAL	J. Jeudy reception
25	11/16 vs. BAL	H. Fannin Jr. reception
25	9/7 vs. CIN	C. Tillman reception
25	9/7 vs. CIN	J. Jeudy reception
24	11/9 at NYJ	H. Fannin Jr. reception
24	10/12 at PIT	H. Fannin Jr. reception
23	12/7 vs. TEN	C. Tillman reception
23	10/19 vs. MIA	J. Thrash reception
23	9/14 at BAL	D. Njoku reception
22	11/9 at NYJ	J. Jeudy reception
22	9/7 vs. CIN	H. Fannin Jr. reception
22	10/5 vs. MIN	I. Bond reception
22	10/5 vs. MIN	J. Thrash reception
21	11/16 vs. BAL	C. Tillman reception
21	10/26 at NE	J. Thrash reception
20	10/26 at NE	D. Njoku reception
20	9/14 at BAL	H. Fannin Jr. receptionn

NO. OF 20-PLUS YARD PLAYS: 36 (6 RUSH, 30 PASS)
NO. OF 40-PLUS YARD PLAYS: 7 (1 RUSH, 6 PASS)

OPPONENTS		
YARDS	OPPONENT	PLAY
65	12/7 vs. TEN	T. Pollard run
59	11/16 vs. BAL	D. Henry run
46	10/19 vs. MIA	D. Achane run
45	11/16 vs. BAL	Z. Flowers reception
44	12/21 vs. BUF	J. Cook III run
44	10/26 at NE	D. Douglas reception
42	11/9 at NYJ	B. Hall reception
41	9/14 at BAL	D. Hopkins reception
40	12/14 vs. CHI	L. Burden reception
40	10/19 vs. MIA	D. Eskridge reception
39	10/26 at NE	K. Boutte reception
38	10/5 vs. MIN	J. Jefferson reception
36	10/12 at PIT	D. Washington reception
35	11/16 vs. BAL	M. Andrews run
34	9/21 vs. GB	M. Golden reception
33	11/30 vs. SF	G. Kittle reception
33	11/23 at LV	T. Lockett reception
32	12/7 vs. TEN	T. Pollard run
32	10/5 vs. MIN	J. Oliver reception
31	10/26 at NE	A. Hooper reception
31	9/21 vs. GB	J. Jacobs reception
30	11/9 at NYJ	B. Hall run
28	10/26 at NE	D. Maye run
28	10/19 vs. MIA	T. Conner reception
27	10/26 at NE	T. Henderson run
27	9/28 at DET	S. LaPorta reception
27	9/28 at DET	J. Williams reception
25	12/14 vs. CHI	D. Moore reception
25	11/23 at LV	A. Jeanty reception
25	9/28 at DET	A. St. Brown reception
25	10/12 at PIT	D. Metcalf reception
25	10/12 at PIT	D. Met++calf reception
25	10/12 at PIT	D. Metcalf reception
24	12/14 vs. CHI	C. Loveland reception
24	12/7 vs. TEN	T. Spears reception
24	9/28 at DET	J. Gibbs run
24	9/14 at BAL	D. Walker reception
23	11/30 vs. SF	K. Juszczyk reception
23	10/19 vs. MIA	D. Achane run
23	9/14 at BAL	D. Hopkins reception
22	12/14 vs. CHI	D. Moore reception
22	11/9 at NYJ	B. Hall run
22	9/28 at DET	J. Gibbs run
22	9/28 at DET	J. Gibbs run
21	12/21 vs. BUF	T. Shavers reception
21	10/26 at NE	M. Hollins reception
21	10/26 at NE	K. Boutte reception
21	10/5 vs. MIN	J. Jefferson reception
21	10/5 vs. MIN	J. Jefferson reception
20	10/12 at PIT	D. Metcalf reception
20	10/5 vs. MIN	J. Nailor reception
20	9/7 vs. CIN	J. Chase reception

NO. OF 20-PLUS YARD PLAYS: 50 (13 RUSH, 37 PASS)
NO. OF 40-PLUS YARD PLAYS: 10 (5 RUSH, 5 PASS)

2025 LONGEST PLAYS

LONGEST KICK/PUNT RETURNS

BROWNS			
TYPE	YARDS	OPPONENT	RETURNER
PR	44	11/23 at LV	G. Larvadain
KR	34	11/9 at NYJ	D. Sampson
KR	33	11/23 at LV	M. Corley
KR	32	9/28 at DET	D. Carter
KR	32	12/7 vs. TEN	J. Ford
KR	31	12/21 vs. BUF	M. Corley
KR	30	9/28 at DET	D. Carter
KR	30	10/12 at PIT	D. Sampson
KR	29	12/21 vs. BUF	M. Corley
KR	29	11/16 vs. BAL	D. Sampson
KR	29	11/16 vs. BAL	M. Corley
KR	29	11/16 vs. BAL	M. Corley
KR	29	9/7 vs. CIN	D. Carter
KR	28	11/23 at LV	D. Sampson
KR	28	9/21 vs. GB	K. Davis
KR	28	10/12 at PIT	D. Sampson
KR	27	12/21 vs. BUF	M. Corley
KR	27	12/14 vs. CHI	M. Corley
KR	27	12/7 vs. TEN	J. Ford
KR	27	11/9 at NYJ	D. Sampson
KR	27	10/19 vs. MIA	D. Sampson
KR	27	9/28 at DET	D. Carter
KR	27	10/12 at PIT	D. Sampson
KR	27	9/21 vs. GB	D. Carter
KR	26	11/30 vs. SF	M. Corley
KR	26	10/5 vs. MIN	J. Ford
KR	26	10/5 vs. MIN	J. Ford
KR	26	10/5 vs. MIN	J. Ford
KR	25	11/30 vs. SF	M. Corley
KR	25	9/14 at BAL	J. Ford
KR	24	10/26 at NE	M. Corley
KR	24	10/12 at PIT	D. Sampson
KR	24	11/9 at NYJ	D. Sampson
KR	23	10/26 at NE	M. Corley
KR	22	11/30 vs. SF	M. Corley
KR	22	11/9 at NYJ	M. Corley
KR	22	10/26 at NE	M. Corley
KR	22	10/26 at NE	M. Corley
KR	22	9/14 at BAL	J. Ford
KR	22	10/12 at PIT	J. Ford
KR	21	12/7 vs. TEN	J. Ford
KR	21	12/14 vs. CHI	M. Corley
KR	21	12/14 vs. CHI	T. Williams
KR	21	10/26 at NE	M. Corley
KR	21	9/28 at DET	D. Carter
KR	20	12/21 vs. BUF	M. Corley
KR	20	12/14 vs. CHI	T. Williams
KR	20	10/12 at PIT	D. Sampson

NO. OF 20-PLUS YARD RETURNS: 48 (47 KICKOFF, 1 PUNT)
NO. OF 40-PLUS YARD RETURNS: 0 (0 KICKOFF, 0 PUNT)

OPPONENTS			
TYPE	YARDS	OPPONENT	RETURNER
KR	99	11/9 at NYJ	K. Nwangwu
PR	74	11/9 at NYJ	I. Williams
PR	66	11/30 vs. SF	S. Moore
PR	65	9/28 at DET	K. Raymond
KR	52	12/14 vs. CHI	D. Duvernay
KR	41	12/7 vs. TEN	C. Dike
KR	40	10/19 vs. MIA	M. Washington
KR	35	9/21 vs. GB	S. Williams
KR	34	11/23 at LV	R. Mostert
KR	33	11/16 vs. BAL	K. Mitchell
KR	33	9/14 at BAL	T. Wallace
KR	32	11/16 vs. BAL	L. Wester
KR	31	9/28 at DET	J. Saylor
KR	30	12/14 vs. CHI	D. Duvernay
KR	30	9/28 at DET	K. Raymond
KR	29	9/7 vs. CIN	C. Jones
KR	28	10/26 at NE	T. Henderson
KR	27	10/26 at NE	T. Henderson
KR	27	10/19 vs. MIA	D. Eskridge
KR	27	10/5 vs. MIN	M. Price
KR	26	12/21 vs. BUF	R. Davis
KR	26	10/19 vs. MIA	M. Washington
KR	26	10/5 vs. MIN	M. Price
KR	26	9/14 at BAL	T. Wallace
KR	26	9/21 vs. GB	S. Williams
KR	25	12/21 vs. BUF	R. Davis
KR	25	11/16 vs. BAL	K. Mitchell
KR	25	11/16 vs. BAL	R. Ali
KR	25	10/5 vs. MIN	M. Price
KR	25	10/12 at PIT	K. Williams
KR	25	10/12 at PIT	K. Williams
KR	24	12/21 vs. BUF	R. Davis
KR	24	11/30 vs. SF	S. Moore
KR	24	11/23 at LV	D. Laube
KR	24	10/19 vs. MIA	M. Washington
KR	24	10/19 vs. MIA	M. Washington
KR	24	10/5 vs. MIN	M. Price
KR	24	10/12 at PIT	K. Gainwell
KR	23	11/9 at NYJ	I. Williams
KR	23	11/9 at NYJ	K. Nwangwu
KR	23	10/19 vs. MIA	D. Eskridge
PR	23	9/7 vs. CIN	C. Jones
PR	23	9/14 at BAL	L. Wester
KR	23	9/21 vs. GB	S. Williams
KR	21	11/9 at NYJ	K. Nwangwu
KR	21	11/23 at LV	R. Mostert
KR	20	9/28 at DET	J. Saylor

NO. OF 20-PLUS YARD RETURNS: 44 (41 KICKOFF, 3 PUNT)
NO. OF 40-PLUS YARD RETURNS: 7 (4 KICKOFF, 3 PUNT)