

**CHIEFS VS. BROWNS**

September 12, 2021



**KICKOFF**

2021



2021


**GAME NOTES**







## CHIEFS KICK OFF 2021 SEASON AT HOME AGAINST BROWNS



The Kansas City Chiefs kick off the 2021 season at GEHA Field at Arrowhead Stadium this Sunday, taking on the Cleveland Browns at 3:25 p.m. CT. KC last saw the Browns on Jan. 17, 2021 in an AFC Divisional matchup where the Chiefs defeated Cleveland 22-17. The club is preparing to defend their stretch of back-to-back AFC titles and five-straight AFC West Division championships. The Chiefs have appeared in back-to-back Super Bowls, defeating the 49ers 31-20, then falling 31-9 against the Tampa Bay Buccaneers last season. The Chiefs have hosted three-straight AFC Championship Games at GEHA Field at Arrowhead Stadium (2018-20).

In 2020, the Kansas City Chiefs secured the number one overall seed in the AFC, finishing the season with a franchise-best 14-2 record. KC finished last season with a perfect road record (8-0) for the first time since 1966 (7-0). The club is currently in the midst of a franchise-record 11-straight road win streak in regular season play. Under Head Coach Andy Reid, KC has qualified for the postseason seven times in eight seasons and has won 10+ games each of those seven years. Chiefs Head Coach Andy Reid owns 238 career victories (regular and postseason combined). He ranks fifth on the NFL's all-time wins list. In eight seasons with the club, Reid has tallied 91 regular season wins (second-most by any team over the last eight seasons). NFL/Super Bowl MVP QB Patrick Mahomes has recorded 14,152 yards, 114 touchdowns and only 24 INTs (+90 TD/INT differential) in his career. In 46 regular season games, he's notched 26 300+ passing yard performances. Mahomes only threw six INTs in 588 attempts in 2020. He tallied 38 TD passes and a 108.2 rating. His 4,740 passing yards was the second-highest mark in the NFL in 2020. In only 15 games last season, TE Travis Kelce set the NFL's single-season record for tight ends with 1,416 receiving yards. He owns 25 games with 100+ receiving yards and has caught at least one pass in 110 consecutive games. Kelce has five-straight seasons of 1,000+ yards. Since entering the league in 2016, WR Tyreek Hill is first among all NFL pass catchers with 67 receptions of 25+ yards. Hill had 1,276 receiving yards and 15 touchdown receptions in 2020, tying the franchise record. As a rookie, RB Clyde Edwards-Helaire led the team with 803 rushing yards last season.

Defensively, the Chiefs gave up an average of 22.6 points per game in 2020. KC allowed 20 points or fewer in nine games last season. KC had 32.0 sacks, 16 INTs and six fumble recoveries. The Chiefs scored 67 points off 22 takeaways. S Tyrann Mathieu led the team with six INTs. DL Chris Jones had 7.5 sacks. On special teams, K Harrison Butker has made 121 of his 134 career field goal attempts (90.3%) and 186 of 199 PATs (93.5%). The Chiefs are welcoming many new faces in 2021 including a bolstered offensive line that now includes T Orlando Brown and G Joe Thuney. KC drafted LB Nick Bolton, C Creed Humphrey and TE Noah Gray among others, all expected to contribute in 2021. In free agency, the Chiefs also signed DT Jarran Reed. With KC's coaching staff remaining intact from 2020, the club will look to compete for the franchise's third Super Bowl title.

Kansas City Chiefs (0-0) vs. Cleveland Browns (0-0)

Sunday, September 12, 2021 • CBS • 3:25 p.m. CT  
GEHA Field at Arrowhead Stadium • Kansas City, MO

### THIS WEEK'S MEDIA AVAILABILITY

Date	Practice	Coach	Media	Players
Tuesday, Sept. 7	No Media Availability			
Wednesday, Sept. 8	1:20 p.m.	Reid	11:45 a.m.	11:45 a.m.
Thursday, Sept. 9	1:20 p.m.	Coords.	11:45 a.m.	11:45 a.m.
Friday, Sept. 10	11:45 a.m.	Reid	1:00 p.m.	1:00 p.m.
Saturday, Sept. 11	No Media Availability			
Sunday, Sept. 12	Chiefs vs. Browns - 3:25 p.m. CT			

\* All times are approximate and subject to change with little or no notice.  
\* For credential requests to cover practice, please email Brad Gee at [bgee@chiefs.nfl.com](mailto:bgee@chiefs.nfl.com). For game credential questions, please email Cydney Ricker at [cricker@chiefs.nfl.com](mailto:cricker@chiefs.nfl.com).

### BROADCAST INFORMATION

**TV Coverage**  
CBS (KCTV5 Local)

**Play-by-Play:** Jim Nantz  
**Analyst:** Tony Romo  
**Sideline:** Tracy Wolfson

**Tico Sports (Kansas City)**  
KPRS (103.3 FM)  
Spanish Radio Broadcast

**Play-by-Play:** Enrique Morales  
**Color:** Oscar Monterroso  
**Sideline:** Hannah Bassham

**Chiefs Radio Network**  
WDAF (106.5 FM)

**Play-by-Play:** Mitch Holthus  
**Color:** Danan Hughes  
**Sideline:** Josh Klingler

**Chiefs Pregame & Postgame Show**  
WDAF (106.5 FM) & KCSP (610 AM)

**Hosts:** Art Hains and Dan Israel

**Chiefs Twitter Accounts:** @Chiefs  
@KCChiefs\_Matt @ChiefsPR

### CHIEFS MEDIA WEBSITE INFORMATION

The Kansas City Chiefs 2021 Media Guide is available on the Chiefs media information website, NFL.OMG.com. In 2015, the club introduced an improved interactive online media guide that features an in-game statistics monitoring platform, in addition to the weekly press materials such as transcripts, weekly releases, bios, additional stats and more. The club's guide is updated weekly throughout the season to reflect the most up-to-date information. Media members can also access the Chiefs credential application through the site. To login, the username is **chiefsmedia** and the password is **chiefs**.

### DID YOU KNOW?

Chiefs QB Patrick Mahomes owns a 10-0 record as the starting QB in the month of September. In those games, KC has averaged 34.4 points per game. Mahomes has thrown 32 touchdowns and zero interceptions in those contests. The Chiefs are on a streak of 14 consecutive September wins.

### CHIEFS COMMUNICATIONS STAFF CONTACT INFORMATION

Ted Crews  
Brad Gee  
Luke Shanno  
Cydney Ricker  
Aaron Becker  
Jordan Colquitt  
Tristan Vitale

Vice President of Communications  
Director of Football Communications  
Corporate Communications Manager  
Manager of Football Comm. & Admin.  
Communications Seasonal Assistant  
Communications Seasonal Assistant  
Communications Seasonal Assistant

(816) 920-4359  
(816) 920-4349  
(816) 920-4351  
(816) 920-4352  
(816) 920-4350  
(816) 920-4403  
(816) 920-4355

[tcrews@chiefs.nfl.com](mailto:tcrews@chiefs.nfl.com)  
[bgee@chiefs.nfl.com](mailto:bgee@chiefs.nfl.com)  
[lshanno@chiefs.nfl.com](mailto:lshanno@chiefs.nfl.com)  
[cricker@chiefs.nfl.com](mailto:cricker@chiefs.nfl.com)  
[abecker@chiefs.nfl.com](mailto:abecker@chiefs.nfl.com)  
[jcolquitt@chiefs.nfl.com](mailto:jcolquitt@chiefs.nfl.com)  
[tvitale@chiefs.nfl.com](mailto:tvitale@chiefs.nfl.com)

## CHIEFS VS. BROWNS 2020 TEAM COMPARISONS

	 Chiefs	 Browns
Record .....	14-2	11-5
Division Standing .....	1st (AFCW)	3rd (AFCN)
Turnover Margin (NFL Rank) .....	+6 (8th)	+5 (9th)

### Offense (NFL Rank)

Net Yards Per Game .....	415.8 (1st)	369.6 (16th)
Yards Per Play .....	6.3 (2nd)	5.8 (11th)
Points Per Game .....	29.6 (6th)	25.5 (14th)
Possession Average .....	30:16 (16th)	30:54 (11th)
Net Rushing Yards Per Game .....	112.4 (16th)	148.4 (3rd)
Net Passing Yards Per Game .....	303.4 (1st)	221.2 (24th)
Had Intercepted/Yards .....	7/135	8/127
Sacks Allowed/Yards .....	24/-151 (5th)	26/-162 (8th)
Fumbles/Lost .....	19/9	23/8
Third Down Pct. ....	49.0% (3rd)	44.9% (7th)
Red Zone TD Pct. ....	61.0% (14th)	73.6% (3rd)
Giveaways .....	16 (T-4th)	16 (T-4th)

### Defense (NFL Rank)

Net Yards Per Game .....	358.3 (16th)	358.4 (17th)
Yards Per Play .....	5.6 (18th)	5.5 (17th)
Points Per Game .....	22.6 (T-10th)	26.2 (21st)
Net Rushing Yards Per Game .....	122.1 (21st)	110.8 (9th)
Net Passing Yards Per Game .....	236.2 (14th)	247.6 (22nd)
Intercepted By/Yards .....	16/259	11/214
Sacks For/Yards .....	32/-189 (19th)	38/-262 (T-15th)
Opponent Fumbles/Lost .....	16/6	23/10
Third Down Pct. ....	41.0% (17th)	43.9% (23rd)
Red Zone TD Pct. ....	76.6% (32nd)	60.7% (14th)
Takeaways .....	22 (T-10th)	21 (T-18th)



### Special Teams (NFL Rank)

Punts-Average Yards (Gross) .....	45.0 (19th)	44.0 (28th)
Punts-Average Yards (Net) .....	40.4 (16th)	38.3 (28th)
Punt Returns-Average Per .....	5.8 (26th)	4.8 (31st)
Punt Returns-Average Per Allowed ...	7.9 (13th)	9.2 (20th)
Kickoff Returns-Average Per .....	25.8 (4th)	22.1 (14th)
Kickoff Returns-Avg. Per Allowed .....	23.9 (22nd)	26.3 (28th)
Field Goals Made/Attempted .....	25/27 (17th)	19/24 (28th)

### Penalties (NFL Rank)

Penalties Against/Yards .....	105/919 (29th)	100/870 (25th)
Opp. Penalties Against/Yds .....	97/760 (9th)	84/690 (23rd)

## CHIEFS VS. BROWNS 2020 IND. COMPARISONS

 Chiefs	<b>PASSING YARDS</b>		 Browns
Mahomes.....	4,740	Mayfield.....	3,563

### RUSHING YARDS

Edwards-Helaire .....	803	Chubb .....	1,067
Mahomes .....	308	Hunt .....	841
Bell .....	254	Johnson .....	166
Williams .....	169	Mayfield .....	165

### RECEIVING YARDS

Kelce .....	1,416	Landry .....	840
Hill .....	1,276	Higgins .....	599
Hardman .....	560	Hooper .....	435
Robinson .....	466	Beckham Jr. ....	319

### POINTS SCORED

Butker .....	123	Parkey .....	100
Hill .....	102	Chubb .....	72
Kelce .....	68	Hunt .....	66
Hardman .....	32	Four Tied .....	24

### INTERCEPTIONS

Mathieu .....	6	Goodson .....	2
Sorensen .....	3	Ward .....	2
Sneed .....	3	Stewart .....	2
Breeland .....	2	Five Tied .....	1

### SACKS

Jones .....	7.5	Garrett .....	12.0
Clark .....	6.0	Vernon .....	9.0
Okafor .....	3.0	Richardson .....	4.5
Danna .....	2.5	Clayborn .....	3.5
Three Tied .....	2.0	Ogunjobi .....	2.5

### DEFENSIVE TACKLES

Sorensen .....	91	Goodson .....	91
Hitchens .....	78	Smith .....	72
Wilson .....	70	Sendejo .....	66
Mathieu .....	62	Mitchell .....	65

### KICKOFF RETURNS (AVG.)

Pringle .....	10 (32.4)	Peoples-Jones .....	18 (21.1)
Hardman .....	9 (20.4)	Johnson .....	14 (25.1)

### PUNT RETURNS (AVG.)

Hardman .....	25 (7.0)	Peoples-Jones .....	18 (4.3)
---------------	----------	---------------------	----------

### FIELD GOALS

Butker .....	25/27 (92.6%)	Parkey .....	19/22 (86.4%)
--------------	---------------	--------------	---------------

### PUNTS (GROSS/NET AVG.)

Townsend .....	52 (45.0/40.4)	Gillan .....	51 (44.0/38.3)
----------------	----------------	--------------	----------------

## CHIEFS VS. BROWNS SERIES HISTORY

• The two franchises have faced off 27 times in their history (regular and postseason) with Kansas City holding the edge over Cleveland, 14-11-2 (.556). The Chiefs have a 10-3-1 (.750) advantage over the Browns in games played in KC.

• Chiefs Head Coach Andy Reid is undefeated against the Browns, going 8-0 all-time (4-0 with Philadelphia, 4-0 with Kansas City), playoffs included.

• The Chiefs will be looking for their fifth-consecutive victory over the Browns. In the last four matchups with Cleveland, all with Reid at the helm, the Kansas City defense has allowed an average of just 17 points per game.

• In the last meeting between the two teams, Chiefs QB Chad Henne came on in relief of injured QB Patrick Mahomes in the second half to help lead the Chiefs to a 22-17 victory over the Browns in the AFC Divisional Round of the playoffs, sending KC to its third-straight AFC Championship Game.

### CHIEFS VS. BROWNS SERIES HISTORY (LAST 10 GAMES)

Date	Result	Of Note
9/8/02	W, 40-39	KC: J. Tait 28-yd. run; M. Andersen 30-yd., GW FG
11/9/03*	W, 41-20	KC: T. Green 29-42, 368 yards, 3 TDs.
12/3/06	L, 28-31	OT CLE: S. Heiden, 2 TD recs., TD w/ 0:35 in fourth quarter.
12/20/09*	L, 34-41	CLE: J. Harrison 286 rush yds., 3 TDs; J. Cribbs 2 KR TDs.
9/19/10	W, 16-14	KC: B. Flowers 33-yard INT return TD.
12/9/12	L, 7-30	CLE: T. Benjamin 93-yard punt return TD.
10/27/13*	W, 23-17	KC: A. Smith 24-36, 225 yards, 3 TDs.
12/27/15*	W, 17-13	KC: T. Kelce 13-yd TD pass from A. Smith.
11/4/18	W, 37-21	KC: K. Hunt 141 scrimmage yds., 3 total TDs.
1/17/21**	W, 22-17	KC: T. Kelce 109 rec. yds., TD; T. Hill 119 scrimm. yds.

\*at GEHA Field at Arrowhead Stadium \*\*AFC Divisional Round



## CHIEFS HEAD COACH ANDY REID



Reid enters his 30th NFL season, 23rd as a head coach and ninth with the Chiefs. In eight seasons with the club, he's tallied 91 wins, more victories than any other head coach in franchise history in that timeframe. In 2019, Reid led the Chiefs to their first Super Bowl appearance and victory in 50 years, bringing the Lombardi Trophy back to Kansas City for the first time since 1969. Additionally, the Chiefs 35-24 victory over the Tennessee Titans in the AFC

Championship Game brought the Lamar Hunt Trophy to Kansas City for the first time ever. Under Reid, the Chiefs have made the playoffs seven of eight seasons, including a franchise best 14-2 record in 2020. Reid has led the Chiefs to back-to-back Super Bowl appearances (LIV and LV).

The Chiefs have now played in three-consecutive AFC Championship home games. The club has earned five-straight AFC West titles (2016-20) for the first time in franchise history. In 2015, the Chiefs won their first playoff game since 1994, defeating the Texans 30-0. The team finished 11-5 after a 1-5 start in 2015. It was the greatest turnaround in a single-season in NFL history. In 2013, Reid led the Chiefs to an 11-5 record marking the greatest single-season turnaround in franchise history after the team finished 2-14 in 2012.

Prior to joining the Chiefs, Reid led the Eagles to a 130-93-1 (.583) regular season record during his 14 seasons as head coach. He led the Eagles franchise to one Super Bowl appearance. When you include his time as an NFL assistant coach, his teams have made the playoffs 22 times (26-20 record), and he has coached in five Super Bowls, eight NFC Championships and three AFC Championships. Reid spent seven seasons as an assistant coach with the Green Bay Packers under Head Coach Mike Holmgren. Prior to joining the NFL ranks, Reid's final collegiate stop was the University of Missouri (1989-91). Prior to his stint with the Tigers, Reid spent two years working with the offensive line at the University of Texas – El Paso, and before that, he held the same position with Northern Arizona. In 1983, Reid took the position of offensive coordinator and offensive line coach at San Francisco State (1983-85). A tackle/guard at Brigham Young University from 1979-81, Reid entered the coaching ranks as a graduate assistant at BYU in 1982.

<b>NFL Head Coach:</b>	23rd Year	<b>Record w/ KC:</b>	91-37 (.711)
<b>NFL Coach Overall:</b>	30th Year	<b>Record w/ PHI:</b>	130-93-1 (.583)
<b>NFL Overall:</b>	238-145-1 (.621)	<b>Record vs. CLE:</b>	8-0 (1.000)
<b>Reg. Season:</b>	221-130-1 (.629)	<b>College:</b>	BYU ('81)
<b>Postseason:</b>	17-15 (.531)	<b>Hometown:</b>	Los Angeles

### ANDY REID'S CAREER PATH

1979-82	BYU	Tackle/Guard ('79-81) Graduate Assistant ('82)
1983-85	San Francisco State	Offensive Coordinator/ Offensive Line
1986	Northern Arizona	Offensive Line
1987-88	Texas-El Paso	Offensive Line
1989-91	Missouri	Offensive Line
1992-98	Green Bay Packers	Tight Ends / Offensive Line ('92-96) Quarterbacks ('97-98)
1999-12	Philadelphia Eagles	Head Coach ('99-00) HC/Exec. V.P. Football Ops ('01-12)
2013-21	Kansas City Chiefs	Head Coach



### ANDY REID'S HARDWARE



Super Bowls

96 97 04 19 20  
Conference Titles

95 96 97 01 02 03 04  
06 10 16 17 18 19 20  
Division Titles

## BROWNS HEAD COACH KEVIN STEFANSKI



Kevin Stefanski was named the 18th full-time head coach in Cleveland Browns history on January 13, 2020. In his first season at the helm of the Browns, he led Cleveland to its first 11-win season since 1994 and first playoff appearance since 2002. Stefanski spent the previous 14 seasons with the Minnesota Vikings, where he moved up the coaching ladder from assistant to the head coach to offensive coordinator.

Stefanski joined the Vikings in 2006 as an assistant to the head coach and remained with the organization under three different head coaches. After serving as assistant quarterbacks coach from 2009-13, Stefanski spent two seasons (2014-15) coaching the tight ends and one season (2016) as running backs coach. From 2017-18, he coached the quarterbacks and added the role of interim offensive coordinator for the final three games before being named the team's offensive coordinator in 2019.

The Vikings won four NFC North division titles (2008-09, 2015 and 2017) and made two NFC Championship Game appearances (2009 and 2017) during Stefanski's time in Minnesota.

Stefanski spent the 2005 season at his alma mater, Pennsylvania, as assistant director of football operations, coordinating all aspects of the Quakers' day-to-day operations.

As a quarterback and team captain at the University of Pennsylvania, Stefanski was part of one of the most successful stretches in the history of the Quaker football program as the team won three Ivy League titles in four years (2000, 2002 and 2003).

Stefanski earned a bachelor's degree in communications from Pennsylvania and attended St. Joseph's Prep in Philadelphia.

<b>NFL Head Coach:</b>	2nd Year	<b>Record w/ CLE:</b>	11-5 (.688)
<b>NFL Coach Overall:</b>	16th Year	<b>Record vs. KC:</b>	0-1 (.000)
<b>NFL Overall:</b>	12-6 (.667)	<b>College:</b>	Pennsylvania ('04)
<b>Regular Season:</b>	11-5 (.688)	<b>Hometown:</b>	Philadelphia, Pa.
<b>Postseason:</b>	1-1 (.500)		

### KEVIN STEFANSKI'S CAREER PATH

2000-04	University of Pennsylvania	Quarterback
2005	University of Pennsylvania	Asst. Director of Football Ops
2006-19	Minnesota Vikings	Asst. to the Head Coach ('06-08) Asst. Quarterbacks ('09-13) Tight Ends ('14-15) Running Backs ('16) Quarterbacks ('17-18) Interim Offensive Coordinator ('18) Offensive Coordinator ('19)
2020-21	Cleveland Browns	Head Coach



### KEVIN STEFANSKI'S HARDWARE



08 09 15 17  
Division Titles



## CHIEFS VS. BROWNS CONNECTIONS

### Professional

• Chiefs **Offensive Coordinator Eric Bieniemy** (2006-10) and **Run Game Coordinator/DL Coach Brendan Daly** (2006-08 and 2012-13) previously served on the coaching staff for the Minnesota Vikings, along with Browns **Head Coach Kevin Stefanski** (2006-19), **Pass Game Coordinator/DBs Coach Jeff Howard** (2013-19), **Pass Game Coordinator/WRs Coach Chad O'Shea** (2006-08), **Special Teams Coordinator Mike Priefer** (2011-18) and **Defensive Coordinator Joe Woods** (2006-13). Chiefs **RBs Coach Greg Lewis** also played two seasons with the Vikings as a wide receiver from 2009-10.

• **Stefanski** was a training camp intern in Philadelphia's operations department in 2005, when Chiefs **Head Coach Andy Reid** held the same position for the Eagles.

• Chiefs **S Tyrann Mathieu** and Browns **DE Jadeveon Clowney** were both members of the Houston Texans defense in 2018.

• Chiefs **Defensive Coordinator Steve Spagnuolo** served as Defensive Coordinator (2015-17) and Interim Head Coach (2017) for the New York Giants at the same time that Browns **WR Odell Beckham Jr.** (2014-18) played in New York.

### Former Chiefs

• Browns **RB Kareem Hunt** was originally drafted by the Chiefs in the third round (86th overall) of the 2017 NFL Draft and played in Kansas City from 2017-18. **Hunt** was named to the Pro Bowl in 2017 and holds the records for most rushing yards (1,327) and scrimmage yards (1,782) by a rookie in Chiefs history.

• Browns **Special Teams Coordinator Mike Priefer** held the same position for the Chiefs from 2006-08.

• Browns **Offensive Coordinator Alex Van Pelt** spent three games with the Chiefs as a quarterback late in the 1993 NFL season, and stayed with Kansas City through part of training camp in 1994.

• Browns **Pass Game Coordinator/WRs Coach Chad O'Shea** spent 2003-05 with the Chiefs as an assistant special teams coach.

• Browns **Run Game Coordinator/RBs Coach Stump Mitchell** played one season as a running back for the Chiefs in 1991.

### Former Browns

• Chiefs **OLBs Coach Ken Flajole** served as Cleveland's ILBs Coach from 2013-15.

### College

• Browns **QB Baker Mayfield** attended Oklahoma from 2014-17, during which time Chiefs **T Orlando Brown** (2014-17) and **C Creed Humphrey** (2017) also played for the Sooners. In 2017, **Mayfield** won the Heisman Trophy and **Brown** started every game at left tackle.

• Chiefs **S Tyrann Mathieu** was teammates with Browns **WR Jarvis Landry** and **WR Odell Beckham Jr.** at LSU in 2011, when they helped the Tigers to an appearance in the BCS National Championship Game. Browns **Offensive Assistant T.C. McCartney** was on the staff for LSU in 2011 as a graduate assistant, and he was also teammates with **Mathieu** in 2010 when he played QB for the Tigers.

• Chiefs **RB Clyde Edwards-Helaire** (2017-19), Chiefs **RB Darrel Williams** (2014-17) and Browns **CB Greedy Williams** (2016-18) also played together at LSU.

• Browns **RB Nick Chubb** and Chiefs **WR Mecole Hardman** were teammates at Georgia from 2016-17. In the 2017 season, they helped the Bulldogs to an appearance in the CFP National Championship Game.

### Hometown

• Chiefs **DE Frank Clark** (Cleveland), **LB Anthony Hitchens** (Lorain) and **TE Travis Kelce** (Cleveland Heights) are all Northeast Ohio natives.

## WHAT TO WATCH FOR...

• As a unit, the Kansas City Chiefs will aim to achieve the franchise's sixth -consecutive AFC West Division title in 2021, potentially extending a club record for consecutive division titles since the team's inception in 1960.

• This season, the Chiefs aim to become the first team in NFL history to host four-consecutive conference championship games.

• The Chiefs look to become the fourth team in NFL history to make three-consecutive Super Bowl appearances, joining the Miami Dolphins (1971-73), Buffalo Bills (1990-93) and New England Patriots (2016-18).

• Since **Andy Reid** became Head Coach in 2013, the Chiefs are 7-1 in season openers, outscoring opponents by an average of 10.8 points per game, and 6-2 in home openers. Kansas City aims for its seventh-consecutive victory in a season opener and sixth-consecutive victory in a home opener.

• The Chiefs look to improve to 16-1 in September games since 2016, extending their current streak to 15-straight victories in the month of September. Their 15-1 record in September over the last six seasons is the best in the NFL.

• **Head Coach Andy Reid** enters 2021 with 238 career wins, with 221 career victories coming in the regular season and 17 in the postseason. With six victories in the 2021 regular season, **Reid** would pass PFHOF head coach Curly Lambeau (226) for fifth-most regular season wins all-time.

• With the opener against Cleveland, **Reid** will become the first head coach in the Super Bowl era to coach in at least nine seasons with two different teams.

• With 140 total wins with the Philadelphia Eagles and 98 total wins with the Kansas City Chiefs, **Reid** needs two victories to become the first head coach in NFL history to reach 100 total wins with two different teams.

• The Chiefs aim for a fourth-consecutive 12-win season, which would mark the first time in franchise history that the club has recorded four consecutive 12-win seasons. KC's four 12-win seasons since 2016 are the most in the NFL in that time span.

• **QB Patrick Mahomes** aims to extend his streak to 26-consecutive games with a passing touchdown. His current streak of 25-consecutive games is the longest streak in franchise history and the longest active streak in the NFL.

• **Mahomes** has a 10-0 record as a starter in the month of September. In those 10 games, **Mahomes** has not thrown an interception, and he has eight games with at least three passing touchdowns and eight games with at least 300 passing yards. Both totals are the most by a player before his first interception in September since 1950.

• With 100 receiving yards in Week 1, **TE Travis Kelce** would tally his 26th-career game with at least 100 yards receiving, tying TE Tony Gonzalez for the most such games in club history. **Kelce's** 25 games of 100+ receiving yards are the third-most by a tight end in league history, trailing only TE Rob Gronkowski (29) and Gonzalez (31).

• **Kelce** looks to extend his streak to 111-consecutive games with a reception, the second-longest streak in franchise history. **Kelce** ranks second in franchise history with 612 career receptions.





## COURTESY OF MATT "STATS" MCMULLEN

**Nobody gets off to a better start than Patrick Mahomes:** Since taking over as the Chiefs starter in 2018, Mahomes is 10-0 in the month of September with 32 touchdown passes and zero interceptions. During that span, his 32 scoring strikes in September are the most during a single month in the NFL. Additionally, he's thrown 3+ touchdowns in eight of those contests.

**Travis Kelce's remarkable consistency:** Since the Chiefs Week 8 matchup against the New York Jets last season, Kelce has tallied at least seven catches in 11 consecutive games (including the playoffs). He's recorded 96 grabs for 1,275 yards in that span, which would rank 10th (catches) and ninth (receiving yards) in the context of the 16-game leaderboard for the 2020 campaign all by itself. His 11-game streak is the second-longest in NFL history, trailing only Antonio Brown's 15-game streak between 2014-15.

**Tyreek Hill has been a touchdown machine:** Hill's 14 multi-touchdown games since 2016 are the most among all wide receivers in the NFL, and sixth among all players. His four multi-score games in 2020 ranked second among all receivers (trailing only the Green Bay Packers' Davante Adams, who tallied five). In fact, Hill found the end zone in all but four regular season games in 2020, scoring a total of 17 times (including rushing touchdowns). That scoring output was the third-most among all wide receivers since 2000, trailing only Randy Moss (23 touchdowns in 2007) and Adams (18 in 2020).



## REID IN SEASON OPENERS

Kansas City Chiefs Head Coach Andy Reid is 14-8 in season openers as a head coach. He is 7-1 with the Chiefs in season openers. Reid is 10-3 when opening the season on the road. This Sunday's game against the Browns marks the second time in his career Reid will open a season against Cleveland. The first time was in 2012 when the Eagles defeated the Browns 17-16 in Cleveland. Below is a look at Reid's all-time season openers.

Date	Opponent	Score
Sept. 12, 2021	CLEVELAND BROWNS	TBD
Sept. 10, 2020	HOUSTON TEXANS	W, 34-20
Sept. 8, 2019	at Jacksonville Jaguars	W, 31-21
Sept. 9, 2018	at Los Angeles Chargers	W, 38-28
Sept. 7, 2017	at New England Patriots	W, 42-27
Sept. 11, 2016	SAN DIEGO CHARGERS	W, 33-27
Sept. 13, 2015	at Houston Texans	W, 27-20
Sept. 7, 2014	TENNESSEE TITANS	L, 10-26
Sept. 8, 2013	at Jacksonville Jaguars	W, 28-2
Sept. 9, 2012	at Cleveland Browns	W, 17-16
Sept. 11, 2011	at St. Louis Rams	W, 31-13
Sept. 12, 2010	GREEN BAY PACKERS	L, 20-27
Sept. 13, 2009	at Carolina Panthers	W, 38-10
Sept. 7, 2008	ST. LOUIS RAMS	W, 38-3
Sept. 9, 2007	at Green Bay Packers	L, 13-16
Sept. 10, 2006	at Houston Texans	W, 24-10
Sept. 12, 2005	at Atlanta Falcons	L, 10-14
Sept. 12, 2004	NEW YORK GIANTS	W, 31-17
Sept. 8, 2003	TAMPA BAY BUCCANEERS	L, 0-17
Sept. 8, 2002	at Tennessee Titans	L, 24-27
Sept. 9, 2001	ST. LOUIS RAMS	L, 17-20
Sept. 3, 2000	at Dallas Cowboys	W, 41-14
Sept. 12, 1999	ARIZONA CARDINALS	L, 24-26

## CHIEFS ALL-TIME IN SEASON OPENERS

Kansas City owns a 34-27 (.557) record in season openers. Kansas City's highest score in an opening contest is 59 points, when the Chiefs defeated the Broncos 59-7 in Denver on Sept. 7, 1963. That game just so happened to be the club's first-ever season opener as the Chiefs (first year in Kansas City after the team moved from Dallas).

The Chiefs are 117-84-2 in the month of September.

Date	Opponent	Score
Sept. 12, 2021	CLEVELAND BROWNS	TBD
Sept. 10, 2020	HOUSTON TEXANS	W, 34-20
Sept. 8, 2019	at Jacksonville Jaguars	W, 31-21
Sept. 9, 2018	at Los Angeles Chargers	W, 38-28
Sept. 7, 2017	at New England Patriots	W, 42-27
Sept. 11, 2016	SAN DIEGO CHARGERS	W, 33-27
Sept. 13, 2015	at Houston Texans	W, 27-20
Sept. 7, 2014	TENNESSEE TITANS	L, 10-26
Sept. 8, 2013	at Jacksonville Jaguars	W, 28-2
Sept. 9, 2012	ATLANTA FALCONS	L, 24-40
Sept. 11, 2011	BUFFALO BILLS	L, 7-41
Sept. 13, 2010	SAN DIEGO CHARGERS	W, 21-14
Sept. 13, 2009	at Baltimore Ravens	L, 24-38
Sept. 7, 2008	at New England Patriots	L, 10-17
Sept. 9, 2007	at Houston Texans	L, 3-20
Sept. 10, 2006	CINCINNATI BENGALS	L, 10-23
Sept. 11, 2005	N.Y. JETS	W, 27-7
Sept. 12, 2004	at Denver Broncos	L, 24-34
Sept. 7, 2003	SAN DIEGO CHARGERS	W, 27-14
Sept. 8, 2002	at Cleveland Browns	W, 40-39
Sept. 9, 2001	OAKLAND RAIDERS	L, 24-27
Sept. 3, 2000	INDIANAPOLIS COLTS	L, 14-27
Sept. 12, 1999	at Chicago Bears	L, 17-20
Sept. 6, 1998	OAKLAND RAIDERS	W, 28-8
Aug. 31, 1997	at Denver Broncos	L, 3-19
Sept. 1, 1996	at Houston Texans	W, 20-19
Sept. 3, 1995	at Seattle Seahawks	W, 34-10
Sept. 4, 1994	at New Orleans Saints	W, 30-17
Sept. 5, 1993	at Tampa Bay Buccaneers	W, 27-3
Sept. 6, 1992	at San Diego Chargers	W, 24-10
Sept. 1, 1991	ATLANTA FALCONS	W, 14-3
Sept. 9, 1990	MINNESOTA VIKINGS	W, 24-21
Sept. 10, 1989	at Denver Broncos	L, 20-34
Sept. 4, 1988	CLEVELAND BROWNS	L, 3-6
Sept. 13, 1987	SAN DIEGO CHARGERS	W, 20-13
Sept. 7, 1986	CINCINNATI BENGALS	W, 24-14
Sept. 8, 1985	at New Orleans Saints	W, 47-27
Sept. 2, 1984	at Pittsburgh Steelers	W, 37-27
Sept. 4, 1983	SEATTLE SEAHAWKS	W, 17-13
Sept. 12, 1982	at Buffalo Bills	L, 9-14
Sept. 6, 1981	at Pittsburgh Steelers	W, 37-33
Sept. 7, 1980	OAKLAND RAIDERS	L, 14-27
Sept. 2, 1979	BALTIMORE RAVENS	W, 14-0
Sept. 3, 1978	at Cincinnati Bengals	W, 24-23
Sept. 18, 1977	at New England Patriots	L, 17-21
Sept. 12, 1976	SAN DIEGO CHARGERS	L, 16-30
Sept. 21, 1975	at Denver Broncos	L, 33-37
Sept. 15, 1974	N.Y. JETS	W, 24-16
Sept. 16, 1973	L.A. RAMS	L, 13-23
Sept. 17, 1972	MIAMI DOLPHINS	L, 10-20
Sept. 19, 1971	at San Diego Chargers	L, 14-21
Sept. 20, 1970	at Minnesota Vikings	L, 10-27
Sept. 14, 1969	at San Diego Chargers	W, 27-9
Sept. 10, 1968	at Houston Oilers	W, 26-21
Sept. 9, 1967	at Houston Oilers	W, 25-20
Sept. 11, 1966	at Buffalo Bills	W, 42-20
Sept. 12, 1965	at Oakland Raiders	L, 10-37
Sept. 13, 1964	at Buffalo Bills	L, 17-34
Sept. 7, 1963	at Denver Broncos	W, 59-7
Sept. 8, 1962	BOSTON PATRIOTS	W, 42-28
Sept. 10, 1961	SAN DIEGO CHARGERS	L, 10-26
Sept. 10, 1960	L.A. CHARGERS	L, 20-21



## 2020 FINAL AFC WEST STANDINGS

Team	W	L	Pct.	PF	PA	Streak
<b>z - Kansas City Chiefs</b>	<b>14</b>	<b>2</b>	<b>.875</b>	<b>473</b>	<b>362</b>	<b>Lost 1</b>
Las Vegas Raiders	8	8	.500	434	478	Won 1
Los Angeles Chargers	7	9	.438	384	426	Won 4
Denver Broncos	5	11	.313	323	446	Lost 3

## CHIEFS 2020 SCHEDULE & RESULTS

Date	Opponent	Time	Results
Sept. 10	Houston Texans	7:20 p.m.	W, 34-20
Sept. 20	at Los Angeles Chargers	3:25 p.m.	W, 23-20
Sept. 28	at Baltimore Ravens	7:15 p.m.	W, 34-20
Oct. 5	New England Patriots	6:00 p.m.	W, 26-10
Oct. 11	Las Vegas Raiders*	12:00 p.m.	L, 32-40
Oct. 15	at Buffalo Bills	7:20 p.m.	W, 26-17
Oct. 25	at Denver Broncos*	3:25 p.m.	W, 43-16
Nov. 1	New York Jets*	12:00 p.m.	W, 35-9
Nov. 8	Carolina Panthers*	12:00 p.m.	W, 33-31
Nov. 15	BYE WEEK	-----	-----
Nov. 22	at Las Vegas Raiders*	7:20 p.m.	W, 35-31
Nov. 29	at Buccaneers*	3:25 p.m.	W, 27-14
Dec. 6	Denver Broncos*	7:20 p.m.	W, 22-16
Dec. 13	at Miami Dolphins*	12:00 p.m.	W, 33-27
Dec. 20	at New Orleans Saints*	3:25 p.m.	W, 32-29
Dec. 27	Atlanta Falcons*	12:00 p.m.	W, 17-14
Jan. 3	Los Angeles Chargers*	3:25 p.m.	L, 21-38

### AFC Divisional Playoffs

Jan. 17	Cleveland Browns	2:05 p.m.	W, 22-17
---------	------------------	-----------	----------

### AFC Championship Game

Jan. 24	Buffalo Bills	5:40 p.m.	W, 38-24
---------	---------------	-----------	----------

### Super Bowl LV

Feb. 7	at Tampa Bay Buccaneers	5:30 p.m.	L, 9-31
--------	-------------------------	-----------	---------



## CHIEFS ALL-TIME VS. AFC WEST OPPONENTS

### OVERALL (REG. SEASON)

Team	Record	Pct.	Longest Win Streak
Denver	67-54-0	.554	11 (2015-2020 & 1964-1969)
LA Chargers	64-56-1	.533	9 (2014-2018)
Las Vegas	66-53-2	.554	9 (2003-2007)

### AT HOME (REG. SEASON)

Team	Record	Pct.	Longest Win Streak
Denver	41-19-0	.683	14 (1960-1973)
LA Chargers	36-25-0	.590	7 (1997-2003)
Las Vegas	35-25-1	.582	10 (1989-1998)

### ON THE ROAD (REG. SEASON)

Team	Record	Pct.	Longest Win Streak
Denver	26-35-0	.426	6 (2015-Current)
LA Chargers	28-31-1	.475	7 (2014-Current)
Las Vegas	31-28-1	.525	7 (2003-2009)

## 2021 PRESEASON AFC WEST STANDINGS

Team	W	L	Pct.	PF	PA	Streak
<b>Kansas City Chiefs</b>	<b>3</b>	<b>0</b>	<b>1.000</b>	<b>64</b>	<b>51</b>	<b>Won 3</b>
Denver Broncos	3	0	1.000	80	21	Won 3
Las Vegas Raiders	2	1	.667	47	57	Lost 1
Los Angeles Chargers	1	2	.333	23	48	Lost 2

## CHIEFS 2021 SCHEDULE

### PRESEASON SCHEDULE

Date	Opponent	Time	Net.
Saturday, Aug. 14	at San Francisco 49ers	7:30 p.m.	W, 19-16
Friday, Aug. 20	at Arizona Cardinals	7:00 p.m.	W, 17-10
Friday, Aug. 27	Minnesota Vikings	7:00 p.m.	W, 28-25

### REGULAR SEASON SCHEDULE

Date	Opponent	Time	Result
Sunday, Sept. 12	Cleveland Browns	3:25 p.m.	CBS
Sunday, Sept. 19	at Baltimore Ravens	7:20 p.m.	NBC
Sunday, Sept. 26	Los Angeles Chargers	12:00 p.m.	CBS
Sunday, Oct. 3	at Philadelphia Eagles	12:00 p.m.	CBS
Sunday, Oct. 10	Buffalo Bills	7:20 p.m.	NBC
Sunday, Oct. 17	at Washington FT	12:00 p.m.	CBS
Sunday, Oct. 24	at Tennessee Titans	12:00 p.m.	CBS
Monday, Nov. 1	New York Giants	7:15 p.m.	ESPN
Sunday, Nov. 7	Green Bay Packers	3:25 p.m.	FOX
Sunday, Nov. 14	at Las Vegas Raiders	7:20 p.m.	NBC
Sunday, Nov. 21	Dallas Cowboys	3:25 p.m.	FOX
Sunday, Nov. 28	BYE WEEK	-----	-----
Sunday, Dec. 5	Denver Broncos	12:00 p.m.	CBS
Sunday, Dec. 12	Las Vegas Raiders	12:00 p.m.	CBS
Thursday, Dec. 16	at Los Angeles Chargers	7:20 p.m.	FOX
Sunday, Dec. 26	Pittsburgh Steelers	3:25 p.m.	CBS
Sunday, Jan. 2	at Cincinnati Bengals	12:00 p.m.	CBS
Sunday, Jan. 9	at Denver Broncos	3:25 p.m.	CBS

Home games in bold; all kickoffs are Central Time.

"Flexible scheduling" will be used in Weeks 11-18. Additionally, in Weeks 5-10, flexible scheduling may be used in no more than two weeks. In Weeks 5-17, the schedule lists the games tentatively set for Sunday Night Football on NBC. Only Sunday afternoon games are eligible to be moved to Sunday night, in which case the tentatively scheduled Sunday night game would be moved to an afternoon start time.

For Week 18, two Saturday games and the Sunday night game will be announced no later than six days prior to January 9. The schedule does not list Saturday games or a Sunday night game in Week 18, but games with playoff implications will be moved to those time slots. Flexible scheduling ensures quality matchups in all Sunday time slots in those weeks and gives "surprise" teams a chance to play their way into primetime.

Flexible scheduling will not be applied to games airing on Thursday or Monday nights.





## 2021 OFFSEASON NOTES

### CHIEFS RESHAPE THE O-LINE

The Kansas City Chiefs acquired offensive tackle **Orlando Brown** via trade with the Baltimore Ravens. The Chiefs traded this year's first-round pick (31st overall), third-round pick (94th overall) and a fourth-round pick (136th overall), along with a 2022 fifth-round pick in exchange for Brown, a second-round pick in 2021 (58th overall) and a sixth-round pick in 2022.

"I'm excited we were able to come to an agreement with the Ravens to acquire Orlando Brown, one of the best offensive tackles in the National Football League," General Manager Brett Veach said. "He's certainly a special kid. This guy is a Pro Bowl player with tremendous size, quickness and power. Not only is he physically talented, but he's incredibly bright and will fit in well in our offensive line room. We're thrilled to get him in a Chiefs uniform."

Brown (6-8, 345) originally entered the NFL as the third-round pick (83rd overall) of the Baltimore Ravens in the 2018 NFL Draft. In three seasons with the Ravens, he played in 48 games (42 starts), starting four postseason games with the club. Brown was selected to two Pro Bowls while in Baltimore (2019, 2020).



The Kansas City Chiefs signed free agent guard **Joe Thuney** this offseason as well.

"We're very excited to add a proven player like Joe to our roster," GM Brett Veach said. "He has a great deal of experience, including championships. He's been a highly durable, impact player, as both a pass protector and run blocker. He'll bring leadership and a different perspective to the offensive line group. I'd like to thank Joe and his agent, Mike McCartney, for their effort in getting this deal done. We look forward to welcoming Joe into Chiefs Kingdom."

"I'd like to congratulate Brett and his team on getting this deal done with Joe and his representatives," Head Coach Andy Reid said. "Joe is an impressive player. He's everything you want in an offensive lineman with his toughness and work ethic. He's also very intelligent and you can see that translate on the field. I know he's ready to get to work and we're happy to have him."

Thuney (6-5, 308) originally entered the NFL as a third-round pick (78th overall) of the New England Patriots in the 2016 NFL Draft. He played five seasons with the Patriots, starting all 80 games (78 at left guard and two at center).



He started 10 postseason games and was the first player in NFL history to start three-consecutive Super Bowls to begin his career (LI, LII, LIII). Thuney is a two-time Super Bowl champion and earned All-Pro honors following the 2019 season. He's allowed only 7.5 sacks in five NFL seasons.

The Kansas City Chiefs also signed free agent guard **Kyle Long**, adding more depth to the offensive line.

"We had an opportunity to meet with Kyle yesterday, and what really stood out was how much he loves the game and his drive to get back on the field," General Manager Brett Veach said. "He's in great shape, a three-time Pro Bowler and a really smart player with an incredible football pedigree. We're happy he chose to come here to Kansas City."

Long (6-6, 332) originally entered the NFL as a first-round pick (20th overall) of the Chicago Bears in the 2013 NFL Draft. He spent seven seasons with the Bears (2013-19), playing in 77 games (76 starts) before electing to sit out the 2020 season. Long earned three-consecutive Pro Bowl selections from 2013-15, was second-team All-Pro in 2014, and in 2013 he earned a spot on the PFWA's All-Rookie Team.

The Kansas City Chiefs continued to reshape their offensive line, signing veteran center **Austin Blythe**.

The six-foot-three, 298-pound Blythe entered the NFL as a seventh-round pick (No. 248 overall) of the Indianapolis Colts in 2016. He appeared in eight games with one start for the Colts that season, but after being waived by Indianapolis that ensuing offseason, Blythe found a home with the Rams and was a regular on their offense in the four seasons since. He appeared in 63 games (48 starts) for Los Angeles since 2017 and also saw action in six playoff games with five starts.

Blythe has started 47 of 48 possible games over the past three seasons, establishing himself as a reliable and consistent contributor along the Rams' offensive line. In fact, Blythe played every offensive snap for Los Angeles in two of the last three seasons (2018 and 2020). His 1,120 offensive snaps in 2020 ranked third among all centers, trailing only the Chargers' Dan Feeney (1,174) and the Eagles' Jason Kelce (1,126).

### CHIEFS BOLSTER THE D-LINE



The Kansas City Chiefs signed free agent defensive tackle **Jarran Reed**, adding more talent to the defensive line.

"We are fortunate to be able to acquire a talent like Jarran and add him to our defensive line room," said General Manager Brett Veach. "Jarran is an extremely gifted three-down player and will be a difference maker for us. We are certainly happy he chose to come to Kansas City."

Reed (6-3, 306) joins the Chiefs after five seasons with the Seattle Seahawks (2016-20). He originally entered the NFL as a second-round selection (49th overall) of the Seahawks in the 2016 NFL Draft. He's played in 72 games (63 starts). Reed's career numbers include 194 tackles (100 solo), 22.0 sacks (-139.0 yards), 22 tackles for loss, 58 pressures and three forced fumbles.



## 2021 KANSAS CITY CHIEFS DRAFT CLASS

**LB Nick Bolton** was selected in the second round by the Chiefs with the 58th overall pick of the 2021 NFL Draft. The six-foot-tall, 232-pound Bolton was a star for the Missouri Tigers, starting 22 games over the last two seasons. Bolton notched 16.5 tackles-for-loss and three sacks in that time. He earned First-Team All-SEC honors in each of the last two years and garnered Second-Team All-America recognition in 2020.

**C Creed Humphrey** was taken in the second round by the Chiefs with the 63rd overall pick of the 2021 NFL Draft. Humphrey appeared in 39 games (37 starts) during his three-year career with the Sooners, tallying 2,488 snaps in that time. Humphrey was recognized with All-America honors in both 2019 (Second Team) and 2020 (Third Team). He was the Big 12 Offensive Lineman of the Year in each of the last two seasons, winning the honor outright in 2020 after sharing it in 2019.

**DE Joshua Kaindoh** was chosen by the Chiefs in the fourth round (No. 144 overall) of the 2021 NFL Draft. The 22-year-old spent five seasons in Tallahassee, appearing in 13 games with 6.5 tackles-for-loss and four sacks during his freshman campaign in 2017. He tallied 4.5 tackles-for-loss and 3.0 sacks as a sophomore, but an injury sidelined Kaindoh after a strong start.

**TE Noah Gray** was selected by the Chiefs in the fifth round (No. 162 overall) of the 2021 NFL Draft. The 22-year-old saw action in all four of his seasons - appearing in 26 games between his freshman and sophomore seasons. In total, Gray notched 948 receiving yards and eight touchdowns across 48 games (22 starts) during his time in Durham. He finished his career as Duke's all-time leader in receptions by a tight end (105).

**WR Cornell Powell** was taken by the Chiefs in the fifth round (No. 181 overall) of the 2021 NFL Draft. The receiver exploded onto the scene last season, and as a fifth-year senior, he racked up 53 grabs for 882 yards and seven touchdowns, averaging 16.6 yards-per-reception. In total, he finished his college career with 93 receptions for 1,211 yards and 10 scores. Powell was placed on the practice squad on September 2, 2021.

**OL Trey Smith** was chosen by the Chiefs with the No. 226 overall pick. The Tennessee native Smith appeared in 42 games (41 starts) across four years in Knoxville, starting 12 contests during his first season on campus and earning Freshman All-America honors. Smith was forced to miss the final five games the following season due to blood clots in his lungs, but he bounced back in a big way as a junior by earning First Team All-SEC honors in 2019.

## CHIEFS HALL OF FAME INDUCTEE - TIM GRUNHARD

Kansas City Chiefs Chairman and CEO Clark Hunt announced that former center Tim Grunhard will be the 2021 inductee into the Chiefs Hall of Fame. Grunhard is the 50th individual and 46th player to earn this coveted honor. The official enshrinement ceremony into the Chiefs Hall of Fame will be held during Chiefs Alumni Weekend at GEHA Field at Arrowhead Stadium.

"We are excited to welcome Tim as the newest member of our Chiefs Hall of Fame," Chiefs Chairman and CEO Clark Hunt said. "In 11 seasons with the club, Tim was a stalwart on one of the most talented offensive line groups in franchise history. Known for his toughness and grit, Tim helped pave the way for Marty Schottenheimer's physical running attack that was a staple of Chiefs football in the 1990s. Off the field, Tim showed a commitment to serving the community throughout his career, and his dedication to Kansas City has continued well after his playing days. We look forward to adding Tim's name to the Ring of Honor at GEHA Field at Arrowhead Stadium this fall."



Grunhard spent 11 years with the Kansas City Chiefs (1990-2000), appearing in 169 games with 164 starts, including a streak of 120 straight starts from Sept. 5, 1993 - Oct. 29, 2000, the fourth-longest starting campaign in franchise history. His 164 starts with the team are the fifth-most among any player in Chiefs annals. Grunhard took over the role of starting center for the Chiefs during just his third game of his rookie year in 1990 and was rewarded with a nomination to the PFWA All-Rookie Team alongside teammate Dave Szott.

Grunhard was drafted by the Chiefs in the second round (40th overall) of the 1990 NFL Draft after an illustrious career playing under legendary head coach Lou Holtz at Notre Dame where he was a four-year starter and All-American. During his junior and senior campaigns, the Fighting Irish tallied a 24-1 record and brought home a National Championship in 1988.



## NEW TO THE KINGDOM

Since the beginning of 2021, the Kansas City Chiefs signed a number of players to bolster the roster heading into the regular season.

Pos.	Name	Last Team	How Acquired
TE	Blake Bell	Dallas	Signed
OL	Austin Blythe	L.A. Rams	Signed
T	Orlando Brown	Baltimore	Trade
FB	Michael Burton	New Orleans	Signed
CB	Mike Hughes	Minnesota	Trade
OL	Kyle Long	Chicago	Signed
RB	Jerick McKinnon	San Francisco	Signed
DT	Jarran Reed	Seattle	Signed
OL	Joe Thuney	New England	Signed

## CONTINUITY IN THE KINGDOM

The Kansas City Chiefs are set to return over half (13-of-22) of their starters from last season's AFC Championship team for the 2021-22 season.

The five returning starters on offense are: QB Patrick Mahomes, RB Clyde Edwards-Helaire, WR Tyreek Hill, TE Travis Kelce and T Mike Remmers.

The eight returning starters on defense are: DT Chris Jones, DT Derrick Nnadi, DE Frank Clark, LB Anthony Hitchens, CB Charvarius Ward, CB Rashad Fenton, S Daniel Sorensen and S Tyrann Mathieu.

## THE BEST IN CHIEFS HISTORY

Now in his ninth season as head coach in Kansas City, Andy Reid is the club's third-longest tenured head coach trailing only Pro Football Hall of Fame Coach Hank Stram (15 years) and Marty Schottenheimer (10 years). In his first eight seasons as Head Coach of the Chiefs, Reid has coached the team to a 91-37 record in 128 regular season games. His 71.1 winning percentage is the top mark in franchise history for any coach in his first eight seasons leading the club. Marty Schottenheimer is second on that list, leading his Chiefs teams to a 81-46-1 (63.7%) record in his first eight seasons. In Reid's 128 total games with the Chiefs, he has registered a 47-17 (73.4%) record at home and a 44-20 (68.8%) record on the road.

### MOST REGULAR SEASON WINS, FIRST 8 YEARS WITH CHIEFS

Rk.	Name	Yr. 1	Yr. 2	Yr. 3	Yr. 4	Yr. 5	Yr. 6	Yr. 7	Yr. 8	Tot. Rec.	Pct.
1.	Reid	11-5	9-7	11-5	12-4	10-6	12-4	12-4	14-2	91-37	.711
2.	Schottenheimer	8-7-1	11-5	10-6	10-6	11-5	9-7	13-3	9-7	81-46-1	.637
3.	Stram	8-6	6-8	11-3	5-7-2	7-7	7-5-2	11-2-1	9-5	64-43-5	.594
4.	Vermeil	6-10	8-8	13-3	7-9	10-6	--	--	--	44-36	.550

Amongst active NFL head coaches with their current team, Reid is the sixth-longest tenured coach and his 71.1 regular season win percentage is second only to NE's Bill Belichick (72.6%) amongst head coaches with at least three seasons at the helm.



## HE WINS AT HOME AND ON THE ROAD

No matter where his team is playing, home or away, Chiefs Head Coach Andy Reid is consistent. Through 22 seasons and 352 games, Coach Reid has a similar record on the road as he does at home.

Home Record	Road Record	Total
112-64 (.636)	109-66-1 (.622)	221-130-1 (.629)

## KEYS TO SUCCESS

During the 2018 season, Kansas City had 539 successful plays out of 988 overall attempts for a 54.6 percent success rate on offense, which ranked tied for second in the National Football League. The Chiefs continued the trend in 2019, ranking fourth in the AFC for percentage of successful plays.

### 2019 AFC LEADERS SUCCESSFUL PLAYS

Rk.	Team	Successful Play Pct.
1.	BAL	54.4%
2.	OAK	51.9%
3.	HOU	51.3%
4.	KC	51.2%
5.	LAC	49.8%

## HIGH EFFICIENCY

The Chiefs offense under Reid has been efficient in producing quality yardage with their time of possession. In 2018, the Kansas City offense led the league with an average of 6.84 yards per play, 1.24 yards greater than the league average. In 2019, the Chiefs offense finished ranked second in the NFL (first in the AFC) in yards per play.

### 2019 NFL LEADERS, YARDS PER PLAY

Rk.	Team	Off. Yds/Play
1.	DAL	6.46
2.	KC	6.22
3.	BAL	6.13
4.	TEN	6.12
5.	SF	6.02

## CHIEFS ASSISTANT COACHES

### OFFENSIVE STAFF

**Eric Bieniemy**  
Offensive Coordinator

**Joe Bleymaier**  
Wide Receivers

**Andy Heck**  
Offensive Line

**Mike Kafka**  
Quarterbacks/Pass Game Coordinator

**Greg Lewis**  
Running Backs

**Corey Mattheai**  
Assistant Offensive Line

**Tom Melvin**  
Tight Ends

**Porter Ellett**  
Offensive Quality Control

**David Girardi**  
Pass Game Analyst/Asst. QBs

**Connor Embree**  
Offensive Quality Control

### DEFENSIVE STAFF

**Steve Spagnuolo**  
Defensive Coordinator

**Matt House**  
Linebackers

**Brendan Daly**  
Run Game Coordinator/Defensive Line

**Ken Flajole**  
Outside Linebackers

**Dave Merritt**  
Defensive Backs

**Sam Madison**  
Defensive Backs/Cornerbacks

**Terry Bradden**  
Assistant Defensive Line

**Alex Whittingham**  
Defensive Quality Control

**Donald D'Alesio**  
Defensive Assistant

### SPECIAL TEAMS STAFF

**Dave Toub**  
Assistant Head Coach/Special Teams Coordinator

**Andy Hill**  
Assistant Special Teams

### MISCELLANEOUS

**Barry Rubin**  
Head Strength and Conditioning

**Tyler Judkins**  
Assistant Strength and Conditioning

**Ryan Reynolds**  
Assistant Strength and Conditioning/Sport Science

**Greg Carbin**  
Assistant Strength and Conditioning

**Mike Frazier**  
Statistical Analysis Coordinator

**Dan Williams**  
Assistant to the Head Coach



## 2020 FINAL CHIEFS OFFENSIVE RANKINGS

Category	NFL Rank	Value
Pct. of 1st Down Gains of 4+ Yards	8th	52.4%
Avg. 1st Down Yardage	10th	5.90 yards
1st and Goal Inside 5 Yard Giveaways	T-1st	0 giveaways
2nd Down Conversion Pct.	2nd	41.8%
3 and Out Pct.	4th	13.5%
3rd Down Conversion Pct.	3rd	49.0%
3rd and 10+ Yard Conversion Pct.	10th	24.1%
3rd and >6 Yard Conversion Pct.	1st	40.0%
3rd and 4-6 Yard Conversion Pct.	T-6th	52.7%
Avg. Length of Scoring Drives	10th	8.40 plays
Avg. Yards to Go on 2nd Down	8th	7.38 yards
Avg. Starting Position After Kickoff	9th	25.8 yard line
Passer Rating in Blitz Situations	1st	130.42
Points on First Offensive Possession	10th	43 points
Completions of 20+ Yards	2nd	69 completions
Field Goal Percentage	9th	92.6%
Total First Downs	T-1st	397 first downs
Giveaway Points Allowed	T-10th	57 points
Total Giveaways	T-4th	16 giveaways
Goal-to-Go Drives	T-10th	35 drives
Inside the 30 Touchdown Efficiency	9th	57.9%
Kickoff Return Avg.	4th	25.8 yards
Pct. of 20+ Yard Kickoff Returns	7th	72.0%
Kickoff Touchback Percentage	6th	74.2%
Miscellaneous Touchdowns Scored	T-2nd	4 touchdowns
Net Passing Yards per Game	1st	303.4 yards
Offensive Points Scored	7th	443 points
Offensive Scoring Efficiency	5th	47.9%
Opp. Fumble Returns of 20 Yards	T-1st	0 returns
Overall Passer Rating	4th	107.3 rating
Yards per Game	1st	415.8 yards
Passing First Downs Made	1st	255 first downs
Yards After Catch	1st	2,254 yards
Plays of 10+ Yards	1st	266 plays
Plays of 20+ Yards	1st	79 plays
Plays of 20+ Yards (past 8 games)	2nd	43 plays
Points on 1st Offensive Possession	10th	43 points
Turnover Pct. on Drives of <4 Plays	1st	1.8%
Red Zone Drives	T-9th	59 drives
Rushes and Completions per Game	9th	51.4 advances
Non-Kneel Down Rushes for Neg. Yds.	8th	27 rushes
Rushing Plays of 10+ Yards	10th	57 rushes
Pct. of Rushes Gaining 4+ Yards	9th	46.4%
Pct. of 1st Down Rushes Gain 4+ Yds	6th	49.6%
Total Points Scored	6th	473 points
Scoring Differential	6th	+111 points
Points Scored Outside the Red Zone	3rd	140 points
Points Scored in End of Half Situations	T-9th	69 points
Offensive Touchdowns	8th	53 touchdowns
Successful Play Percentage	5th	54.3%
Total Takeaways	T-10th	22 takeaways
Times Sacked	5th	24 sacks
Points Per Game	6th	29.6 points
Total Points in Last 8 Games	8th	220 points
Touchdown Drives	8th	53 drives
Turnover Differential	8th	+6
Two-Point Conversion Pct.	T-1st	100.0%
Yards Per Game	1st	415.8 yards
Yards Per Play	2nd	6.29 yards
Yards Per Play Inside the 30	6th	4.36 yards

## 2020 FINAL CHIEFS DEFENSIVE RANKINGS

Category	NFL Rank	Value
Opp. Passer Rating in Blitz Situations	3rd	76.28 rating
Opp. Points 1st Off. Poss. of 2nd Half	T-9th	28 points
Opponent Possessions	T-10th	169 possessions
Interception Returns of 20+ Yards	1st	7 returns
Miscellaneous Touchdowns Allowed	T-5th	1 touchdown
Opp. Field Goal Percentage	2nd	69.2%
Opp. Avg. Starting Field Position	5th	25.8 yard line
Opp. Avg. Starting Field Pos. - Away	2nd	26.0 yard line
Opp. Avg. Starting Field Pos. - Home	7th	25.6 yard line
Opp. Punt Returns of 20+ Yards	T-5th	1 return
Opp. Two-Point Conversion Pct.	9th	25.0%
Opp. 3rd and >6 Conversion Pct.	6th	20.0%
Opp. 3rd and <4 Conversion Pct.	9th	58.6%
Opp. Rushing Plays of 10+ Yards	5th	38 rushes
Opp. Rushing Plays of 20+ Yards	T-8th	8 rushes
Opp. Points Scored Outside Red Zone	T-10th	84 points
Opp. Avg. 1st Down Yardage	8th	5.22 yards
Opp. Passer Rating on 21+ Air Yd Atts.	7th	73.1 rating
Opp. Plays of 10+ Yards	5th	191 plays
Opp. Points on Drives of <4 Plays	T-2nd	21 points
Opp. Red Zone Drives	T-6th	47 drives
Total Points Allowed	T-10th	362 points
Opp. Touchdown Efficiency	9th	36.1%
Opp. Passer Rating	10th	89.4 rating
Opp. Passer Rating on 1st Down	7th	88.0 rating
Points Allowed at End of the Half	2nd	32 points
Opp. Drives Starting Inside KC 20	T-8th	2 drives
Opp. Drives Starting Inside KC 50	T-1st	9 drives
Defensive Takeaways	T-10th	22 takeaways
Total Points Allowed	T-10th	362
Points Allowed in Two Minute Defense	4th	11 points



## HEAD COACH ANDY REID NOTES



### REID CAREER HIGHLIGHTS

- Career record of 221-130-1 in the regular season, as well as a 17-15 post-season record. Reid's 238 combined wins rank fifth-most in NFL history and second among active coaches in regular season and postseason wins. He has defeated all 32 NFL teams as a head coach. Reid owns a .629 regular season winning percentage.

- His 91 regular season wins in his first eight seasons with Kansas City are more than any other head coach in franchise history. The Chiefs have now won five-straight AFC West titles (2016-20) for the first time in franchise history. In 2019, KC finished with a 12-4 record for the second year in a row – earning the number one seed in the AFC Playoffs in 2018 and the number two seed in 2019. The Chiefs defeated the Colts, 31-13, on Jan. 12, 2019 to advance to the AFC title game in 2018. The Chiefs defeated the Texans, 51-31, on Jan. 12, 2020 to advance and host the AFC title game for the second year in a row for the first time in franchise history. KC defeated the Titans on Jan. 19 to advance to Super Bowl LIV. The Chiefs defeated the 49ers in Super Bowl LIV for Reid's first Super Bowl victory as a head coach and KC's first SB victory in 50 years. KC earned the number one seed in 2020, finishing with a franchise-best 14-2 record. He became the first person to coach in three-straight home AFC Championship Games.

- The Chiefs finished 12-4 in 2016, earning the number two seed and a first-round bye in the playoffs. Reid guided Kansas City to its first playoff win in 22 years in 2015. The club finished 11-5 after a 1-5 start, the greatest turnaround in a single season in NFL history. The 2013 Chiefs, led by Head Coach Andy Reid, orchestrated the greatest single-season turnaround in franchise history after an 11-5 finish. In 2012, the team finished 2-14, a +9 turnaround in his first season with the club. During Reid's 14 seasons in Philadelphia, his teams made the postseason nine times, which ranked third in the NFL behind Indianapolis' 12 and New England's 10.

- Including his time as an assistant coach, Reid's teams have now made 22 playoff appearances, as well as five Super Bowl appearances after playing in a combined eight NFC Championships and three AFC Championships. He won Super Bowl XXXI as an assistant in Green Bay and Super Bowl LIV as the head coach in Kansas City. Reid owns three NFC titles, two AFC titles and 14 division titles in his career dating back to his days as an assistant. He mentored Hall of Fame quarterback Brett Favre while with the Packers along with QB Donovan McNabb with the Eagles.

### REID VIA THE NFL DRAFT - HIS 1ST ROUND PICKS

Chiefs Head Coach Andy Reid has had 17 first-round selections as a head coach in the NFL. Prior to 2013, Reid's team selected as high as second overall (1999) and as late as 31st overall (2005) in the first round.

Yr.	No. (Overall)	Selection (School)
1999	2	QB Donovan McNabb (Syracuse)
2000	6	DT Corey Simon (Florida State)
2001	25	WR Freddie Mitchell (UCLA)
2002	26	CB Lito Sheppard (Florida)
2003	15	DE Jerome McDougale (Miami)
2004	16	T Shawn Andrews (Arkansas)
2005	31	DT Mike Patterson (Southern California)
2006	14	DT Brodrick Bunkley (Florida State)
2007	--	No First-Round Selection
2008	--	No First-Round Selection
2009	19	WR Jeremy Maclin (Missouri)
2010	13	DE Brandon Graham (Michigan)
2011	21	G Danny Watkins (Baylor)
2012	12	DT Fletcher Cox (Mississippi State)
2013 (KC)	1	T Eric Fisher (Central Michigan)
2014	23	LB Dee Ford (Auburn)
2015	18	CB Marcus Peters (Washington)
2016	--	No First-Round Selection
2017	10	QB Patrick Mahomes (Texas Tech)
2018	--	No First-Round Selection
2019	--	No First-Round Selection
2020	32	RB Clyde Edwards-Helaire (LSU)
2021	--	No First-Round Selection

### REID'S COACHING TREE

Throughout his time in the NFL, Andy Reid has constructed quality coaching staffs to assist him. A number of those assistants have since gone on to coordinator or head coaching responsibilities for other NFL franchises. Below is a list of notable coaches who have come from Andy Reid's Philadelphia or Kansas City staffs.

Coach	Team	Years	Position/Former Position
John Harbaugh	BAL	2008-present	Head Coach
Sean McDermott	BUF	2017-present	Head Coach
Matt Nagy	CHI	2018-present	Head Coach
Ron Rivera	WAS	2020-present	Head Coach
David Culley	HOU	2021	Hired as HOU HC
Brad Childress	CHI	2018-2019	Former MIN HC
Leslie Frazier	BUF	2018-present	Former MIN HC
Steve Spagnuolo	KC	2019-present	Former STL HC
Todd Bowles	TB	2019-present	Former NYJ HC
Pat Shurmur	DEN	Hired in 2020	Former NYG HC
Doug Pederson	TBD	2016-2020	Former PHI HC

### ANDY REID'S HEAD COACHING RECORD

Year	Reg. Season	Pct.	Postseason	Overall	Result
1999	5-11	.313	0-0	5-11	5th in NFC East
2000	11-5	.688	1-1	12-6	2nd in NFC East; reached divisional playoffs
2001	11-5	.688	2-1	13-6	1st in NFC East; reached NFC Championship Game
2002	12-4	.750	1-1	13-5	1st in NFC East; reached NFC Championship Game
2003	12-4	.750	1-1	13-5	1st in NFC East; reached NFC Championship Game
2004	13-3	.813	2-1	15-4	1st in NFC East; reached Super Bowl XXXIX
2005	6-10	.375	0-0	6-10	4th in NFC East
2006	10-6	.625	1-1	11-7	1st in NFC East; reached divisional playoffs
2007	8-8	.500	0-0	8-8	4th in NFC East
2008	9-6-1	.594	2-1	11-7-1	2nd in NFC East; reached NFC Championship Game
2009	11-5	.688	0-1	11-6	2nd in NFC East; reached wild card round
2010	10-6	.625	0-1	10-7	1st in NFC East; reached wild card round
2011	8-8	.500	0-0	8-8	2nd in NFC East
2012	4-12	.250	0-0	4-12	4th in NFC East
2013	11-5	.688	0-1	11-6	2nd in AFC West; reached wild card round
2014	9-7	.563	0-0	9-7	2nd in AFC West
2015	11-5	.688	1-1	12-6	2nd in AFC West; reached divisional playoffs
2016	12-4	.750	0-1	12-5	1st in AFC West; reached divisional playoffs
2017	10-6	.625	0-1	10-7	1st in AFC West; reached wild card round
2018	12-4	.750	1-1	13-5	1st in AFC West; reached AFC Championship Game
2019	12-4	.750	3-0	15-4	1st in AFC West; Super Bowl LIV Champions
2020	14-2	.875	2-1	16-3	1st in AFC West; Reached Super Bowl LV
<b>TOTALS</b>	<b>221-130-1</b>	<b>.629</b>	<b>17-15</b>	<b>238-145-1</b>	<b>16 Playoff Berths, 11 Div. Titles, 1 NFC Title, 2 AFC Titles, 1 SB</b>



## REID AS A HEAD COACH VS. THE NFL

Below is Chiefs Head Coach Andy Reid's record against the NFL as a head coach. He is 221-130-1 in the regular season, as well as 17-15 in the post-season. Reid has 238 total career wins as a head coach.

Opponent	Reg. Season	Postseason	Total
vs. Denver Broncos	12-6	0-0	12-6
vs. Kansas City Chiefs	3-0	0-0	3-0
vs. Las Vegas Raiders	14-5	0-0	14-5
vs. Los Angeles Chargers	14-5	0-0	14-5
<b>vs. AFC West</b>	<b>43-16</b>	<b>0-0</b>	<b>43-16</b>
vs. Baltimore Ravens	6-1	0-0	6-1
vs. Cincinnati Bengals	2-3-1	0-0	2-3-1
vs. Cleveland Browns	7-0	1-0	8-0
vs. Pittsburgh Steelers	4-5	0-1	4-6
<b>vs. AFC North</b>	<b>19-9-1</b>	<b>1-1</b>	<b>20-10-1</b>
vs. Houston Texans	7-2	2-0	9-2
vs. Indianapolis Colts	2-5	1-1	3-6
vs. Jacksonville Jaguars	5-2	0-0	5-2
vs. Tennessee Titans	1-7	1-1	2-8
<b>vs. AFC South</b>	<b>15-16</b>	<b>4-2</b>	<b>19-18</b>
vs. Buffalo Bills	6-3	1-0	7-3
vs. Miami Dolphins	6-1	0-0	6-1
vs. New England Patriots	5-4	0-3	5-7
vs. New York Jets	6-1	0-0	6-1
<b>vs. AFC East</b>	<b>23-9</b>	<b>1-3</b>	<b>24-12</b>
vs. Dallas Cowboys	18-12	0-1	18-13
vs. New York Giants	16-14	2-1	18-15
vs. Washington Football Tm.	19-11	0-0	19-11
vs. Philadelphia Eagles	2-0	0-0	2-0
<b>vs. NFC East</b>	<b>55-37</b>	<b>2-2</b>	<b>57-39</b>
vs. Arizona Cardinals	6-7	0-1	6-8
vs. San Francisco 49ers	7-4	1-0	8-4
vs. Seattle Seahawks	4-4	0-0	4-4
vs. Los Angeles Rams	6-3	0-1	6-4
<b>vs. NFC West</b>	<b>23-18</b>	<b>1-2</b>	<b>24-20</b>
vs. Atlanta Falcons	8-3	2-0	10-3
vs. Carolina Panthers	6-2	0-1	6-3
vs. Tampa Bay Buccaneers	5-4	2-2	7-6
vs. New Orleans Saints	5-3	0-1	5-4
<b>vs. NFC South</b>	<b>24-12</b>	<b>4-4</b>	<b>28-16</b>
vs. Chicago Bears	6-5	1-0	7-5
vs. Detroit Lions	5-1	0-0	5-1
vs. Green Bay Packers	4-5	1-1	5-6
vs. Minnesota Vikings	4-2	2-0	6-2
<b>vs. NFC North</b>	<b>19-13</b>	<b>4-1</b>	<b>23-14</b>

## MOST OVERALL WINS; ACTIVE NFL HEAD COACHES

Andy Reid is one of five active NFL head coaches with over 150 victories. He has 238 overall wins and is one of five active coaches with 10 or more postseason victories (John Harbaugh has 11 and Mike McCarthy has 10).

Rk.	Coach	Reg.	Post	Total
1.	Bill Belichick, NE/CLE	280	31	311
2.	<b>Andy Reid, KC/PHI</b>	<b>221</b>	<b>17</b>	<b>238</b>
3.	Pete Carroll, SEA/NYJ/NE	145	11	156
4.	Mike Tomlin, PIT	145	8	153
5.	Sean Payton, NO	143	9	152

Reid defeated the Tennessee Titans in 2013, giving him wins against all 32 NFL teams. He became only the sixth head coach in NFL history to accomplish that feat. Below is a look at all the coaches who have done it.

<b>Bill Belichick (NE)</b>	Bill Parcells (Retired)
Tony Dungy (Retired)	<b>Andy Reid (KC)</b>
Mike Shanahan (Retired)	John Fox (Retired)

## HEAD COACHES ALL-TIME WINS CHART

Rk.	Head Coach	Win Total
1.	Don Shula	347
2.	George Halas	324
3.	<b>Bill Belichick</b>	<b>311</b>
4.	Tom Landry	270
5.	<b>Andy Reid</b>	<b>238</b>
6.	Curly Lambeau	229
7.	Chuck Noll	209
8.	Marty Schottenheimer	205
9.	Dan Reeves	201
10.	Chuck Knox	193
11.	Bill Parcells	183
12.	Tom Coughlin	182
13t.	Jeff Fisher	178
	Mike Shanahan	178
15.	Mike Holmgren	174
16.	Joe Gibbs	171
17.	Paul Brown	170
18.	Bud Grant	168
19.	Bill Cowher	161
20	<b>Pete Carroll</b>	<b>156</b>
21.	Marv Levy	154
22t.	Steve Owen	153
	<b>Mike Tomlin</b>	<b>153</b>
24.	<b>Sean Payton</b>	<b>152</b>
25.	Tony Dungy	148

- Playoffs Included

\* Bold Denotes Active NFL Coaches



## HEAD COACH ANDY REID'S RECORD WHEN...

- Scoring on opening drive: 105-33
- Scoring first: 140-45
- Leading at half: 178-32
- Leading after three quarters: 177-30
- Winning time of possession: 134-40-1
- Winning turnover battle: 136-31
- Out-rushing opponent: 134-51-1
- Out-passing opponent: 134-57-1
- Out-gaining opponent: 151-47-1
- 40%+ 3rd down conversions: 122-44
- 50%+ 3rd down conversions: 76-20
- Not throwing an INT: 129-47
- Having a 300-yard passer: 57-30-1
- Having a 100+ yard rusher: 60-29
- Having a 100+ yard receiver: 85-36
- Having two 100+ yard receivers: 12-16
- Having no turnovers: 66-30
- Scoring 20+ points: 192-48
- Scoring 30+ points: 101-17
- Rushing for 150+ yards: 63-26
- Having 20+ first downs: 138-51
- Not allowing a sack: 25-21
- Allowing two or fewer sacks: 148-60-1
- Recording 2+ INTs: 85-27
- Recording 3+ turnovers: 79-22
- Opp. less than 40% on 3rd down: 158-56-1
- Opp. less than 30% on 3rd down: 97-26-1
- Scoring a defensive TD: 53-19
- Recording 3+ sacks: 125-38-1
- Recording 5+ sacks: 48-16-1
- Allowing 17 or fewer points: 142-30-1
- Not allowing a 100-yard rusher: 181-90-1
- Not allowing a 100-yard receiver: 154-87
- Not allowing a 300-yard passer: 193-95-1
- Not allowing a rushing TD: 144-50-1
- Not allowing a passing TD: 63-27
- Not allowing an offensive TD: 36-13
- Having a KR or PR TD: 19-16

## CHIEFS GENERAL MANAGER BRETT VEACH



### QUICK FACTS ON CHIEFS GM BRETT VEACH

• Brett Veach was named the seventh general manager in Kansas City Chiefs history on July 10, 2017. Veach is entering his fifth season as an NFL general manager and his 15th year in the National Football League. Prior to being elevated, he previously served as the Chiefs Co-Director of Player Personnel.

• In his first four seasons as the GM, Veach helped the team earn a Super Bowl victory in Super Bowl LIV, two AFC Championships and AFC West titles in 2017, 2018, 2019 and 2020, as well as the number one seed in the AFC in 2018 and 2020, and the number two seed in 2019. The Chiefs defeated the Colts, 31-13, to advance to the AFC title game in 2018. KC defeated the Texans, 51-31, to advance and host the AFC title game for the second year in a row in 2019. The Chiefs defeated the Titans on Jan. 19, to advance to Super Bowl LIV. KC has now hosted three-straight AFC Championship Games (2018-20), advancing to back-to-back Super Bowls for the first time in franchise history. Veach reports directly to Chiefs Chairman & CEO Clark Hunt, who had this to say upon hiring him; "Brett has a sharp football mind, a tremendous work ethic and a keen eye for finding talent. He's played a critical role in building our football team."

• He is in his ninth season with the Chiefs after originally joining the club in 2013. He was promoted to Co-Director of Player Personnel prior to the 2015 season after serving two seasons as the club's Pro and College Personnel Analyst (2013-14).

• The Mount Carmel, Pennsylvania, native served as a Southeast Regional Scout for the Philadelphia Eagles (2011-12) after originally joining Philadelphia's Player Personnel Department as a Pro and College Scout in 2010. Prior to entering the scouting department, Veach was the Assistant to Head Coach Andy Reid for three seasons in Philadelphia (2007-09).

• Before joining the Eagles, Veach was the Supervisor of Intercollegiate Athletic Events at his alma mater, the University of Delaware (2005-06). He was a four-year letterman as a wide receiver for the Blue Hens, catching 99 passes for 1,470 yards (14.8 avg.). He left Delaware as the school's all-time leader in kickoff return yards with 1,558 yards. He was a standout running back for Mount Carmel High School. Wife - Alison; Children - twin sons, Elijah and Wyllan, and a daughter, Ella.

### VEACH IN THE NFL DRAFT AS PERSONNEL MAN

Since entering the NFL, Chiefs GM Brett Veach has been a part of personnel staffs that have drafted the below first-round picks.

Yr.	No. (Overall)	Selection (School)
2007 (PHI)	--	No First-Round Selection
2008	--	No First-Round Selection
2009	19	WR Jeremy Maclin (Missouri)
2010	13	DE Brandon Graham (Michigan)
2011	21	G Danny Watkins (Baylor)
2012	12	DT Fletcher Cox (Mississippi State)
2013 (KC)	1	T Eric Fisher (Central Michigan)
2014	23	LB Dee Ford (Auburn)
2015	18	CB Marcus Peters (Washington)
2016	--	No First-Round Selection
2017	10	QB Patrick Mahomes (Texas Tech)
2018	--	No First-Round Selection
2019	--	No First-Round Selection
2020	32	RB Clyde Edwards-Helaire (LSU)
2021	--	No First-Round Selection

### NOTABLE TRANSACTIONS

After being named the new GM of the Chiefs on July 10, 2017, Brett Veach immediately started making moves. In his time as a GM, Veach has made a number of significant moves that have contributed to KC's success.

Name	Date	How Acquired
K Harrison Butker	9/26/17	FA - 17
WR Sammy Watkins	3/15/18	FA - 18
LB Anthony Hitchens	3/15/18	FA - 18
CB Charvarius Ward	8/31/18	T - 18 (DAL)
S Tyrann Mathieu	3/14/19	FA - 19
DE Frank Clark	4/24/19	T - 19 (SEA)
T Mike Remmers	3/21/20	FA - 20
DE Taco Charlton	5/2/20	FA - 20
G Joe Thuney	3/17/21	FA - 21
DT Jarran Reed	3/31/21	FA - 21
T Orlando Brown	4/26/21	T - 21 (BAL)



### VEACH'S NFL RECORD

Year	Reg. Season	Pct.	Playoffs	Overall	Result
2007	8-8	.500	0-0	8-8	4th in NFC East
2008	9-6-1	.594	2-1	11-7-1	2nd in NFC East; Reached NFC Championship Game
2009	11-5	.688	0-1	11-6	2nd in NFC East; Reached Wild Card Playoffs
2010	10-6	.625	0-1	10-7	1st in NFC East; Reached Wild Card Playoffs
2011	8-8	.500	0-0	8-8	2nd in NFC East
2012	4-12	.250	0-0	4-12	4th in NFC East
2013	11-5	.688	0-1	11-6	2nd in AFC West; Reached Wild Card Playoffs
2014	9-7	.563	0-0	9-7	2nd in AFC West
2015	11-5	.688	1-1	12-6	2nd in AFC West; Reached Divisional Playoffs
2016	12-4	.750	0-1	12-5	1st in AFC West; Reached Divisional Playoffs
2017	10-6	.625	0-1	10-7	1st in AFC West; Reached Wild Card Playoffs
2018	12-4	.750	1-1	13-5	1st in AFC West; Reached AFC Championship Game
2019	12-4	.750	3-0	15-4	1st in AFC West; Super Bowl LIV Champions
2020	14-2	.875	2-1	16-3	1st in AFC West; Reached Super Bowl LV
<b>TOTALS</b>	<b>141-82-1</b>	<b>.632</b>	<b>9-9</b>	<b>150-91-1</b>	<b>10 Playoff Appearances, 6 Div. Titles, 2 AFC Titles, 1 SB</b>



## CHIEFS CHAIRMAN AND CEO CLARK HUNT



• Clark Hunt has been the driving force behind the resurgence of the Chiefs, transforming the iconic franchise into one of the most successful teams in the NFL.

• Hunt has been Chairman of the Chiefs since 2005, and since taking over an expanded role as both Chairman and CEO in 2010, the Chiefs have earned six AFC West Division Championships, including five straight between 2016-20 under Hunt's leadership. The club has qualified for the playoffs eight times and hosted three-consecutive AFC Championship Games, becoming the first team in the AFC and second team in NFL history (2002-04 Philadelphia Eagles) to host three-straight conference title games.

• Hunt once again hoisted the award that bears his father's name - the Lamar Hunt Trophy - in 2020 as the Chiefs claimed their second-straight AFC Championship. The Chiefs made consecutive Super Bowl appearances for the first time in franchise history and their fourth overall Super Bowl appearance.

• Hunt reorganized the leadership structure of the Chiefs in 2013 so the head coach, the general manager and the team president would all report directly to the Chairman and CEO for the first time in team history. As part of the restructuring, Hunt hired Andy Reid as head coach in 2013, and in the eight seasons since, the club has won 91 regular season games, which ranks second in the NFL over that time.

• Hunt promoted Brett Veach to General Manager in 2017 and during the 2020 season, he extended the contracts of both Reid and Veach, solidifying the leadership of the club's football operation for many years to come.

• Hunt graduated first in his class at Southern Methodist University in 1987, earning a degree in business administration with a concentration in finance. He was a team captain and four-year letterman on the Mustangs' nationally ranked soccer team. He received the SMU Distinguished Alumni Award in 2020 for outstanding leadership in philanthropy, business, and civic life, and currently serves on the SMU Board of Trustees.

• Clark and his wife, Tavia, are actively involved in numerous philanthropic initiatives in both Kansas City and Dallas. The couple has three children - Gracie, Knobel and Ava.

### HUNT'S LEADERSHIP AT THE NFL LEVEL

In addition to returning the franchise his father founded to national prominence, Clark Hunt is a leading voice among National Football League owners.

In 2019, Hunt was named Chairman of the Finance Committee after serving as a member for seven years. Hunt is a member and former Chairman of the International Committee and serves on the Management Council Executive Committee (CEC), the Personal Conduct Committee and Commissioner Roger Goodell's Chairmen's Committee. In addition, Hunt was one of six members on the NFL Committee on Los Angeles Opportunities.

In 2006, still early in his role as Chairman of the Chiefs, Hunt served on the NFL's Commissioner Search Committee which recommended Roger Goodell as the successor to then-Commissioner Paul Tagliabue. Hunt was appointed to the NFL's Digital Media Committee in 2007 and served until it was restructured in 2019.

Beyond his service on various league committees, Hunt has served a key role in securing the ongoing labor peace between the National Football League and the NFL Players Association over the past decade. He was appointed by Goodell as one of 10 NFL owners to negotiate the NFL's new Collective Bargaining Agreement in 2011, and again in 2020, Hunt was an integral member of the NFL's negotiating team that helped deliver a new Collective Bargaining Agreement a full season ahead of the deadline.

### CARRYING ON THE OFF-FIELD LEGACY

As the son of legendary American sports pioneer and Chiefs Founder Lamar Hunt, Clark Hunt has built upon his father's legacy by ensuring the Chiefs organization remains focused on its core mission: Honor Tradition, Unite Our Community, Win with Character and Inspire Our Fans.

This commitment included a \$125 million contribution from the Hunt family as part of the \$375 million renovation of Arrowhead Stadium which was completed in 2010, as well as upgraded stadium technology, new seats, and additional stadium infrastructure measures. This commitment to the community extends beyond the field, with more than 50 pieces of art on display as part of the Arrowhead Art Collection, which combines two pieces of the cultural fabric of Kansas City – sports and the arts.

Hunt and his family steward a number of initiatives that were established under Lamar and have continued to grow over the years. The Chiefs Charity Game has raised more than \$14.7 million dollars for multiple youth-focused charities since its inception in 1985. Red Friday, the club's annual city-wide season kickoff raised \$1 million from flag sales in 2020 alone for the Ronald McDonald House Charities of Kansas City. The team's Kickoff Luncheon serves as a way to welcome the players and coaches back to Kansas City with fans and members of the business community. Finally, the Hunt Family Foundation, a 501(c)(3) nonprofit organization which was established in 1983 as the Chiefs Children's Fund, prioritizes youth-based charities, hunger relief, health and wellness, as well as children and families in crisis through philanthropy, programming, and volunteerism.

### HUNT'S NFL RECORD AS CHAIRMAN AND CEO

Year	Reg. Season	Pct.	Playoffs	Overall	Result
2010	10-6	.625	0-1	10-7	1st in AFC West; Reached Wild Card Playoffs
2011	7-9	.438	0-0	7-9	4th in AFC West
2012	2-14	.125	0-0	2-14	4th in AFC West
2013	11-5	.688	0-1	11-6	2nd in AFC West; Reached Wild Card Playoffs
2014	9-7	.563	0-0	9-7	2nd in AFC West
2015	11-5	.688	1-1	12-6	2nd in AFC West; Reached Divisional Playoffs
2016	12-4	.750	0-1	12-5	1st in AFC West; Reached Divisional Playoffs
2017	10-6	.625	0-1	10-7	1st in AFC West; Reached Wild Card Playoffs
2018	12-4	.750	1-1	13-5	1st in AFC West; Reached AFC Championship Game
2019	12-4	.750	3-0	15-4	1st in AFC West; Super Bowl LIV Champions
2020	14-2	.875	2-1	16-3	1st in AFC West; AFC Champions - Lost Super Bowl LV
<b>TOTALS</b>	<b>110-66</b>	<b>.625</b>	<b>7-7</b>	<b>117-73</b>	<b>8 Playoff Appearances, 6 Div. Titles, 2 AFC Titles, 1 SB</b>

## CHIEFS QUARTERBACK PATRICK MAHOMES



### MAHOMES STARTS HOT

Chiefs QB Patrick Mahomes earned the NFL's MVP award in 2018. His 50 TD passes in 2018 tied for the second-best mark in NFL history.

#### MOST TD PASSES SINGLE SEASON

Rk.	Name	Team	TDS	Year
1.	Peyton Manning	DEN	55	2013
2t.	<b>Patrick Mahomes</b>	<b>KC</b>	<b>50</b>	<b>2018</b>
	Tom Brady	NE	50	2007
4.	Peyton Manning	IND	49	2004

### MAHOMES IN CHIEFS RECORD BOOK

Chiefs QB Patrick Mahomes has already cracked into the Chiefs record books with only 46 games under his belt. Below is a look at different categories where Mahomes cemented his name in Chiefs history.

#### CHIEFS RECORD FOR MOST TD PASSES IN SINGLE GAME

Rk.	Name	TDS	Opp.	Date
1t.	<b>Patrick Mahomes</b>	<b>6</b>	<b>at PIT</b>	<b>Sept. 16, 2018</b>
	<b>Patrick Mahomes</b>	<b>6</b>	<b>at LAR</b>	<b>Nov. 19, 2018</b>
	Len Dawson	6	DEN	Nov. 1, 1964

#### CHIEFS RECORD FOR TD PASSES IN A SEASON

Rk.	Name	Year	Comp.	Yds.	TD
1.	<b>Patrick Mahomes</b>	<b>2018</b>	<b>66.0%</b>	<b>5,097</b>	<b>50</b>
2.	Len Dawson	1964	56.2%	2,879	30
3.	Len Dawson	1962	61.0%	2,759	29

#### CHIEFS RECORD FOR HIGHEST PASSER RATING IN SINGLE GAME

Rk.	Name	Rtg.	Opp.	Date
1.	Alex Smith	158.3	at OAK	Dec. 15, 2013
2.	Steve Bono	156.6	at SEA	Sept. 3, 1995
3.	<b>Patrick Mahomes</b>	<b>154.8</b>	<b>at PIT</b>	<b>Sept. 16, 2018</b>

## MAHOMES AMONG 2018-20 PASSING LEADERS

#### 2018-20 PASSING YARDS

Rk.	Name	Team	Yards
1.	Matt Ryan	ATL	13,971
2.	<b>Patrick Mahomes</b>	<b>KC</b>	<b>13,868</b>
3.	Jared Goff	LAR	13,278
4.	Philip Rivers	LAC/IND	13,092
5.	Tom Brady	NE/TB	13,045

#### 2018-20 PASSING TOUCHDOWNS

Rk.	Name	Team	TDs
1.	<b>Patrick Mahomes</b>	<b>KC</b>	<b>114</b>
2.	Russell Wilson	SEA	106
3.	Aaron Rodgers	GB	99
4.	Tom Brady	NE/TB	93
5.	Kirk Cousins	MIN	91

#### 2018-20 TOUCHDOWN-TO-INTERCEPTION DIFFERENTIAL

Rk.	Name	Team	TDS	INTS	Diff.
1.	<b>Patrick Mahomes</b>	<b>KC</b>	<b>114</b>	<b>24</b>	<b>+90</b>
2.	Aaron Rodgers	GB	99	11	+88
3.	Russell Wilson	SEA	106	25	+81
4.	Drew Brees	NO	83	15	+68
5t.	Kirk Cousins	MIN	91	29	+62
	Tom Brady	NE/TB	93	31	+62

#### 2018-20 PASSER RATING

Rk.	Name	Team	Rating
1.	Drew Brees	NO	113.0
2.	<b>Patrick Mahomes</b>	<b>KC</b>	<b>109.3</b>
3.	Russell Wilson	SEA	107.2
4.	Ryan Tannehill	MIA/TEN	105.9
5.	Deshaun Watson	HOU	104.7

#### 2018-20 YARDS PER ATTEMPT (MIN. 10 GP)

Rk.	Name	Team	Y/A
1.	<b>Patrick Mahomes</b>	<b>KC</b>	<b>8.39</b>
2.	Deshaun Watson	HOU	8.32
3.	Jimmy Garoppolo	SF	8.22
4.	Ryan Tannehill	MIA/TEN	8.20
5.	Matt Schaub	ATL	8.11

#### 2018-20 YARDS PER COMPLETION (MIN. 10 GP)

Rk.	Name	Team	Y/C
1.	Jameis Winston	TB/NO	12.96
2.	<b>Patrick Mahomes</b>	<b>KC</b>	<b>12.70</b>
3.	Ryan Tannehill	MIA/TEN	12.34
4.	Nick Mullens	SF	12.18
5.	Jimmy Garoppolo	SF	12.17

#### 2018-20 TD PERCENTAGE

Rk.	Name	Team	TD %
1.	Lamar Jackson	BAL	7.2
2.	Russell Wilson	SEA	7.1
3.	Ryan Tannehill	MIA/TEN	6.9
4.	<b>Patrick Mahomes</b>	<b>KC</b>	<b>6.9</b>
5.	Drew Brees	NO	6.6

#### 2018-20 PASS PLAYS OF 25+ YARDS

Rk.	Name	Team	25+ Yard Comp.
1.	<b>Patrick Mahomes</b>	<b>KC</b>	<b>123</b>
2.	Aaron Rodgers	GB	107
3.	Jared Goff	LAR	104
4.	Deshaun Watson	HOU	100
5.	Tom Brady	NE/TB	99

#### 2018-20 PASSING FIRST DOWNS

Rk.	Name	Team	First Downs
1.	Matt Ryan	ATL	706
2.	<b>Patrick Mahomes</b>	<b>KC</b>	<b>651</b>
3.	Jared Goff	LAR	647
4.	Tom Brady	NE/TB	631
5.	Philip Rivers	LAC/IND	628

#### 2018-20 REDZONE PASSING TDs (ACTIVE)

Rk.	Name	Team	RZ TDs
1.	Russell Wilson	SEA	77
2.	<b>Patrick Mahomes</b>	<b>KC</b>	<b>69</b>
3.	Aaron Rodgers	GB	67
4.	Matt Ryan	ATL	62
5.	Kirk Cousins	MIN	61



## BY THE NUMBERS - PATRICK MAHOMES VS. THE NFL - REGULAR SEASON

Chiefs quarterback Patrick Mahomes is in his fifth NFL season and fourth as the team's full-time signal-caller. Mahomes led the Chiefs to a 12-4 record in both 2018 and 2019, as well as a 14-2 record and the top seed in the AFC in 2020. Mahomes had 5,097 yards through the air in the 2018 season, the most in a season in franchise history, and his 50 passing touchdowns are tied for the second most all-time in a single season in NFL history. In 46 career regular season starts, Mahomes has accumulated 14,152 career passing yards and 114 career passing TDs (Below are regular season totals).

AFC West								
Team	G	Att.	Comp.	Yds.	TD	Int.	Pct.	Rtg.
Broncos	7	222	151	1,825	10	3	68.0	102.4
Chargers	5	165	101	1,157	10	2	61.2	97.5
Chiefs	0	0	0	0	0	0	0	0
Raiders	6	223	138	1,882	15	3	61.9	105.6
<b>Total</b>	<b>18</b>	<b>610</b>	<b>390</b>	<b>4,864</b>	<b>35</b>	<b>8</b>	<b>63.9</b>	<b>102.2</b>

AFC East								
Team	G	Att.	Comp.	Yds.	TD	Int.	Pct.	Rtg.
Bills	1	26	21	225	2	0	80.8	128.4
Dolphins	1	34	24	393	2	3	70.6	91.9
Jets	1	42	31	416	5	0	73.8	144.4
Patriots	3	105	68	871	7	3	64.8	100.9
<b>Total</b>	<b>6</b>	<b>207</b>	<b>144</b>	<b>1,905</b>	<b>16</b>	<b>6</b>	<b>69.6</b>	<b>112.1</b>

AFC North								
Team	G	Att.	Comp.	Yds.	TD	Int.	Pct.	Rtg.
Bengals	1	39	28	358	4	1	71.8	123.7
Browns	1	32	23	375	3	1	71.9	129.0
Ravens	3	132	93	1,136	9	1	70.5	116.2
Steelers	1	28	23	326	6	0	82.1	154.8
<b>Total</b>	<b>6</b>	<b>231</b>	<b>167</b>	<b>2,195</b>	<b>22</b>	<b>3</b>	<b>74.1</b>	<b>130.9</b>

AFC South								
Team	G	Att.	Comp.	Yds.	TD	Int.	Pct.	Rtg.
Colts	1	39	22	321	1	0	56.4	91.9
Jaguars	2	71	47	691	3	2	66.2	100.1
Texans	2	67	43	484	6	1	64.2	109.3
Titans	1	50	36	446	3	0	72.0	119.3
<b>Total</b>	<b>6</b>	<b>227</b>	<b>148</b>	<b>1,942</b>	<b>13</b>	<b>3</b>	<b>65.2</b>	<b>102.0</b>

AFC Total	G	Att.	Comp.	Yds.	TD	Int.	Pct.	Rtg.
<b>Total</b>	<b>36</b>	<b>1,275</b>	<b>849</b>	<b>10,906</b>	<b>86</b>	<b>20</b>	<b>66.6</b>	<b>109.2</b>

NFC East								
Team	G	Att.	Comp.	Yds.	TD	Int.	Pct.	Rtg.
Cowboys	0	0	0	0	0	0	0	0
Eagles	0	0	0	0	0	0	0	0
Giants	0	0	0	0	0	0	0	0
Washington FB Team	0	0	0	0	0	0	0	0
<b>Total</b>	<b>0</b>	<b>0</b>	<b>0</b>	<b>0</b>	<b>0</b>	<b>0</b>	<b>0</b>	<b>0</b>

NFC North								
Team	G	Att.	Comp.	Yds.	TD	Int.	Pct.	Rtg.
Bears	1	33	23	251	2	0	69.7	112.1
Lions	1	42	24	315	0	0	57.1	81.0
Packers	0	0	0	0	0	0	0	0
Vikings	0	0	0	0	0	0	0	0
<b>Total</b>	<b>2</b>	<b>75</b>	<b>47</b>	<b>566</b>	<b>2</b>	<b>0</b>	<b>62.6</b>	<b>94.64</b>

NFC South								
Team	G	Att.	Comp.	Yds.	TD	Int.	Pct.	Rtg.
Buccaneers	1	49	37	462	3	0	75.5	124.7
Falcons	1	44	24	278	2	1	54.5	79.5
Panthers	1	45	30	372	4	0	66.7	121.7
Saints	1	47	26	254	3	0	55.3	92.0
<b>Total</b>	<b>4</b>	<b>185</b>	<b>117</b>	<b>1,366</b>	<b>12</b>	<b>1</b>	<b>63.2</b>	<b>104.9</b>

NFC West								
Team	G	Att.	Comp.	Yds.	TD	Int.	Pct.	Rtg.
49ers	1	38	24	314	3	0	63.2	115.5
Cardinals	1	28	21	249	2	0	75.0	125.4
Rams	1	46	33	478	6	3	71.7	117.6
Seahawks	1	40	23	273	3	0	57.5	103.4
<b>Total</b>	<b>4</b>	<b>152</b>	<b>101</b>	<b>1,314</b>	<b>14</b>	<b>3</b>	<b>66.4</b>	<b>115.9</b>

NFC Total	G	Att.	Comp.	Yds.	TD	Int.	Pct.	Rtg.
<b>Total</b>	<b>10</b>	<b>412</b>	<b>265</b>	<b>3,246</b>	<b>28</b>	<b>4</b>	<b>64.3</b>	<b>107.1</b>

## QUARTERBACK PATRICK MAHOMES - NFL MVP SEASON (2018)

In his first season as the team's starting QB, Patrick Mahomes left his mark in both NFL and Chiefs record books each week. Below is a list of milestones he reached throughout the 2018 season.

### Week 1 at Los Angeles Chargers (W. 38-28)

- 15 of 27 (55.5%) for 256 yards, 4 TD, 127.5 QB rating
- Earned AFC Offensive Player of the Week

### Week 2 at Pittsburgh Steelers (W. 42-37)

- 23 of 28 (82.1%) for 326 yards, 6 TD, 154.8 QB rating
- Chiefs Record: 6 TD passes in a single game
- Tied QB Len Dawson's record set in 1964
- Chiefs Record: 10 TD passes in first 2 games of season
- Passed QB Len Dawson's record of 7 TDs set in 1963
- NFL Record: 10 TD passes in first 2 games of season
- Passed QBs Peyton Manning (2013), Drew Brees (2009) Charley Johnson (1965) who all had 9
- Youngest player in NFL History to pass for 6 TDs
- AFC Offensive Player of the Week

### Week 3 vs. San Francisco 49ers (W. 38-27)

- 24 of 38 (63.2%) for 314 yards, 3 TD, 115.5 QB rating
- NFL Record: 13 TD passes through first 3 weeks of season
- Passed QB Tom Brady's 12 TD mark set in 2013

### Week 4 at Denver Broncos (W. 27-23)

- 28 of 45 (62.2%) for 304 yards, 1 TD, 89.5 QB rating
- Chiefs Record: 1,200 passing yards through Week 4
- Passed Alex Smith's mark of 1,110 passing yards set in 2015
- AFC Offensive Player of the Month

### Week 5 vs. Jacksonville Jaguars (W. 30-14)

- 22 of 38 (57.9%) for 313 yards, 0 TD, 62.7 QB rating
- Chiefs Record: 1,513 passing yards through Week 5
- Passed Alex Smith's mark of 1,391 passing yards set in 2015

### Week 6 at New England Patriots (L. 43-40)

- 23 of 36 (63.9%) 352 yards, 4 TD, 110.0 QB rating
- Chiefs Record: 5 consecutive games with 300+ passing yards
- Passed QBs Trent Green (2004) and Bill Kenney's (1983) mark of four consecutive games of 300+ passing yards
- Chiefs Record: 1,865 passing yards through Week 6
- Passed Alex Smith's mark of 1,637 passing yards set in 2017

### Week 7 vs. Cincinnati Bengals (W. 45-10)

- 28 of 39 (71.8%) for 358 yards, 4 TD, 123.7 QB rating
- NFL Record: 22 passing TDs through first 8 career games.
- Passed QB Kurt Warner's mark of 21 TDs (1998-99)
- Chiefs Record: 6 consecutive games with 300+ passing yards
- Passed Trent Green's mark of 4 consecutive games (2004)
- Chiefs Record: 2,223 passing yards through Week 7
- Passed Alex Smith's mark of 1,979 passing yards set in 2017
- FedEx Air NFL Player of the Week

### Week 8 vs. Denver Broncos (W. 30-23)

- 24 of 34 (70.6%) for 303 yards, 4 TD, 125.0 QB rating
- NFL Record: 26 TD through first 9 career games
- Passed QB Kurt Warner's mark of 24 TDs (1998-99)
- NFL Record: 2,810 passing yards through first 9 career games
- Passed Andrew Luck's mark of 2,631 passing yards (2012)
- Chiefs Record: 7 consecutive games with 300+ passing yards
- Extends his franchise record
- FedEx Air NFL Player of the Week

### Week 9 at Cleveland Browns (W. 37-21)

- 23 of 32 (71.9%) for 375 yards, 3 TD, 129.0 QB rating
- NFL Record: 29 TD through first 10 career games
- Passed QB Kurt Warner's mark of 24 TDs (1998-99).
- NFL Record: 3,185 passing yards through first 10 career games
- Passed Andrew Luck's mark of 2,965 passing yards (2012)
- Chiefs Record: 8 consecutive games with 300+ passing yards

### Week 10 vs. Arizona Cardinals (W. 26-14)

- 21 of 28 (75.0%) for 249 yards, 2 TD, 125.4 QB rating
- NFL Record: 31 TD through first 11 career games
- Passed QB Kurt Warner's mark of 27 TDs (1998-99)
- NFL Record: 3,434 passing yards through first 11 career games
- Passed QB Andrew Luck's mark of 3,205 passing yards (2012)
- Chiefs Record: 31 TD passes in single season
- Passed QB L. Dawson's single-season record 30 TD passes (1964)

### Week 11 at Los Angeles Rams (L. 54-51)

- 33 of 46 (71.7%) for 478 yards, 6 TD, 117.6 QB rating
- Chiefs Record: 9 games in single season with 300+ passing yards
- Passed QB Trent Green's mark of 8 games in 2004
- Chiefs Record: 6 TD passes in single game
- Tied his own franchise record set at Pittsburgh (9/16/18)
- Chiefs Record: 37 TD passes in single season
- Extends franchise record

### Week 13 at Oakland Raiders (W. 40-33)

- 23 of 38 (60.5%) for 295 yards, 4 TD, 120.0 QB rating
- NFL Record: Fastest player to 4,000 passing yds (4,207 in 13 games)
- Chiefs Record: 10 games of 100.0+ passer rating in single season
- Tied QB Steve DeBerg's mark set in 1990
- Chiefs Record: 41 TD passes in single season
- Extends franchise record

### Week 14 vs. Baltimore Ravens (W. 27-24)

- 35 of 53 (66.0%) for 377 yards, 2 TD, 91.5 QB rating
- Chiefs Record: 43 TD passes in single season
- Extends franchise record
- Chiefs Record: 10 games in a single season with 300+ passing yds.
- Extends franchise record

### Week 15 vs. Los Angeles Chargers (L. 29-28)

- 24 of 34 (70.6%) for 243 yards, 2 TD, 110.3 rating
- Chiefs Record: 45 TD passes in single season
- Extends franchise record
- Chiefs Record: 11 games of 100.0+ passer rating in single season
- Passed QB Steve DeBerg's mark of 10 set in 1990

### Week 16 at Seattle Seahawks (L. 38-31)

- 23 of 40 (57.5%) for 273 yards, 3 TD, 103.4 rating
- Chiefs Record: 48 TD passes in single season
- Extends franchise record
- Chiefs Record: 12 games of 100.0+ passer rating in single season
- Extends franchise record
- Chiefs Record: 4,816 passing yards in single season
- Passed QB Trent Green's mark of 4,591 yards set in 2004
- NFL Record: 31 TDs in road games in single season
- Passed QB Tom Brady's mark of 29 set in 2007

### Week 17 vs. Oakland Raiders (W. 35-3)

- 14 of 24 (58.3%) for 281 yards, 2 TD, 109.9 rating
- Chiefs Record: 50 TD passes in single season
- Extends franchise record
- Chiefs Record: 13 games of 100.0+ passer rating in single season
- Extends franchise record
- Chiefs Record: 5,097 passing yards in single season
- Extends franchise record
- Chiefs Record: 383 passes completed in a single season
- Passed QB Trent Green's mark of 369 set in 2004

### AFC Divisional Playoffs vs. Indianapolis Colts (W. 31-13)

- 27 of 41 (65.8%) for 278 yards, 1 Rushing TD, 85.2 rating
- Led Chiefs to first home playoff win since 1993 season.
- Helped advance Chiefs to first home AFC Championship appearance.

### AFC Championship Game vs. New England Patriots (L. 31-37)

- 16 of 31 (51.6%) for 295 yards, 3 TDs, 117.0 rating
- Fourth-most passing yards in postseason game in team history
- Second-most TD passes in a single postseason game in club history



## QUARTERBACK PATRICK MAHOMES - SUPER BOWL MVP SEASON (2019)

In his second season as the Chiefs full-time signal-caller, QB Patrick Mahomes continued his trend of performing at a high level. Below is a game-by-game breakdown of the accolades that Mahomes reached on his path to a Super Bowl title.

### Week 1 at Jacksonville Jaguars (W, 40-26)

- Completed 25-of-33 passes (75.8%) for 378 yards, three TDs and a 143.2 passer rating, along with zero INTs.
- 211 first-half passing yards were most in NFL since QB Peyton Manning in 2004.
- Passed Pro Football HOF QB Kurt Warner for most passing yards in first 20 career games (5,759).

### Week 2 at Oakland Raiders (W, 28-10)

- Completed 30-of-44 passes (68.2%) for 443 yards, four TDs and a 131.2 passer rating, along with zero INTs.
- 278 passing yards (NFL record) and four passing TDs in the second quarter broke a franchise mark.
- Guided offense to record-breaking 20<sup>th</sup> straight 26-point output.
- 821 passing yards from Week 1 to Week 2 set the franchise record for most passing yards in the first two weeks to being a season, also ranking fifth all-time in NFL history in the same category.
- Named AFC Offensive Player of the Week.
- Named FedEx Air & Ground's "Air" Player of the Week.

### Week 3 vs. Baltimore Ravens (W, 33-28)

- Completed 27-of-37 passes (73.0%) for 374 yards, three TDs and a 132.0 passer rating, along with zero INTs.
- Passed Pro Football HOF QB Kurt Warner for most 300-yard passing games in a QB's first 20 career games in the Super Bowl era (13).
- 1,195 passing yards ranks through the first three games ranks fourth all-time in NFL history.
- Named FedEx Air & Ground's "Air" Player of the Week for second consecutive week.

### Week 4 at Detroit Lions (W, 34-30)

- Completed 24-of-42 (57.1%) for 315 yards and zero INTs.
- Ranked third in NFL history with 1,510 passing yards through the first four games.
- Threw for at least 300 yards in 14<sup>th</sup> career game, the third most in franchise history.
- Became just the fourth QB in NFL history to throw for at least 300 yards in each of the first four games to begin a season.
- Named AFC Offensive Player of the Month (September).

### Week 5 vs. Indianapolis Colts (L, 13-19)

- Completed 22-of-39 (56.4%) for 321 yards, one TD and zero INTs.
- Broke the NFL record for most passing yards without throwing an INT to being a season (Peyton Manning, 2013; 1,744).
- Recorded 300-plus passing yards for 15<sup>th</sup> career time, tying the franchise record for the second-most career 300-yard passing games in club history (Bill Kenney).

### Week 6 vs. Houston Texans (L, 24-31)

- Completed 19-of-35 (52.7%) for 273 yards, three TDs and one INT.
- Recorded his 14<sup>th</sup> career outing of throwing for at least three TDs, ranking third in team history for most games with three or more TD passes.
- Threw first INT of the season in the second quarter after accumulating 1,896 passing yards on the season, advancing his NFL-record to 2,027 passing yards thrown without an INT to begin a season.

### Week 7 at Denver Broncos (W, 30-6)

- Completed 10-of-19 (52.6%) for 117 yards, one TD and zero INTs.
- Surpassed 7,500 career passing yards, setting a new NFL record (24 games).

### Week 10 at Tennessee Titans (L, 32-35)

- Completed 36-of-50 (72.0%) for 446 yards, three TDs and zero INTs.
- With a passer rating of 119.2, accumulated his fifth outing with at least a 115.0 passer rating this season, marking just the fourth time

that a QB in their first three seasons has been able to do so in a team's first 10 games to begin a season.

- Marked his 16<sup>th</sup> career 300-yard passing performance, the second most in franchise history and third-most in NFL history in a QB's first three seasons.

### Week 11 at Los Angeles Chargers (W, 24-17)

- Completed 19-of-32 (59.4%) for 182 yards and one TD.
- Rushed for a career-high 59 yards, tallying three rushing first downs.

### Week 13 vs. Oakland Raiders (W, 40-9)

- Completed 15-of-29 passes (51.7%) for 175 yards and one TD.
- Rushed for at least 25 yards in second consecutive game, recording his first rushing TD of the season on a 13-yard carry.

### Week 14 at New England Patriots (W, 23-16)

- Completed 26-of-40 passes (65.0%) for 283 yards with one TD and one INT.
- Became the first starting QB under the age of 25 to beat the Patriots in Foxborough, Mass., since 2011 (Jets QB Mark Sanchez).

### Week 15 vs. Denver Broncos (W, 23-3)

- Completed 24-of-27 passes (79.4%) for 340 yards with one TD and one INT.
- Tied Kurt Warner's record for second-most 300-yard passing games in a QB's first three NFL seasons (17 games).
- Recorded second-highest pass-completion percentage outing of career (79.4%).

### Week 16 at Chicago Bears (W, 26-3)

- Completed 23-of-33 passes (69.7%) for 251 yards with two passing TDs and zero INTs.
- Became the fastest QB in NFL history to throw for 9,000 career passing yards and 75 career passing TDs (30<sup>th</sup> career game).
- Tied a single-season career-best with second rushing TD of the year.

### Week 17 vs. Los Angeles Chargers (W, 31-21)

- Completed 16-of-25 passes (64.0%) for 174 yards, one passing TD and one INT.
- Added 21 rushing yards, taking his season total to 218 rushing yards.
- Guided the Chiefs offense to over 30 points scored for the unit's seventh time this season, helping secure the No. 2 seed in the AFC Playoffs.

### AFC Divisional Round vs. Houston Texans (W, 51-31)

- Completed 23-of-35 passes (65.7%) for 321 yards and a franchise-record five TD passes.
- Guided the Chiefs to the franchise's largest comeback (24 pts)
- Recorded a 134.6 passer rating, becoming the first QB since Nick Foles (2017) to record a passer rating of over 134.5 in the postseason.
- His five TD passes were the most by a QB since Ben Roethlisberger recorded five TD throws in the 2017 postseason.

### AFC Championship vs. Tennessee Titans (W, 35-24)

- Completed 23-of-35 passes (65.7%) for 294 yards, three passing TDs and zero INTs.
- Finished the game with a passer rating of 120.4, his second-highest single-game passer rating in a playoff game.
- Broke the franchise record for most career passing TDs in the postseason (11).
- Rushed for a team-best 53 yards with a postseason career-long TD rush of 27 yards.

### Super Bowl LIV vs. San Francisco 49ers (W, 31-20)

- Completed 26-of-42 passes (78.1%) for 286 yards, two passing TDs and two INTs.
- Earned the Super Bowl LIV MVP Award after leading the Chiefs to 21 unanswered points in the game's final quarter.
- Rushed for a one-yard TD in the first quarter.

## QUARTERBACK PATRICK MAHOMES 2020 ACCOLADES

In his third season as the team's starting QB, Patrick Mahomes continues to leave his mark in both NFL and Chiefs record books each week. Below is a list of milestones he's reached throughout the 2020 season.

### Week 1 vs. Houston Texans (W, 34-20)

- 24 of 32 (75.0%) for 211 yards, 3 TD, 123.3 QB rating.
- Ties NFL record 25 wins in first 32 games (Dan Marino, Kurt Warner).
- Earned AFC Offensive Player of the Week.

### Week 2 at Los Angeles Chargers (W, 23-20)

- 27 of 47 (57.4%) for 302 yards, 2 TD, 90.9 QB rating.
- NFL record 13 games since 2018 with 3+ players with a receiving TD.

### Week 3 at Baltimore Ravens (W, 34-20)

- 31 of 42 (73.8%) for 385 yards, 4 TD, 133.5 QB rating.
- NFL record fastest QB to pass for 10,000 yards (34 games).
- Earned AFC Offensive Player of the Week.

### Week 4 vs. New England Patriots (W, 26-10)

- 19 of 29 (65.5%) for 236 yards, 2TD, 113.6 QB rating.

### Week 5 vs. Las Vegas Raiders (L, 40-32)

- 22 of 43 (51.2%) for 340 yards, 2 TD, 83.5 QB rating.

### Week 6 at Buffalo Bills (W, 26-17)

- 21 of 26 (80.8%) for 225 yards, 2 TD, 128.4 QB rating.
- NFL record fastest QB to pass for 90-career touchdowns (37 games).
- Set Chiefs record with 16 consecutive games with a passing TD.

### Week 7 at Denver Broncos (W, 43-16)

- 15 of 23 (65.2%) for 200 yards, 1 TD, 107.2 QB rating.
- Extended Chiefs record to 17 consecutive games with a passing TD.

### Week 8 vs. New York Jets (W, 35-9)

- 31 of 42 (73.8%) for 416 yards, 5 TD, 144.4 QB rating.
- Extended Chiefs record to 18 consecutive games with a passing TD.
- Chiefs record 10 career games with 4+ passing TDs.
- NFL record 3+ passing TDs and 0 INTs in a half 10 times since 2018, twice as many as the QBs with the next-most (Aaron Rodgers and Tom Brady) (According to NFL Research).
- Earned AFC Offensive Player of the Week.
- Earned FedEx Air Player of the Week.

### Week 9 vs. Carolina Panthers (W, 33-31)

- 30 of 45 (66.7%) for 372 yards, 5 TD, 144.4 QB rating.
- NFL Record fastest quarterback to reach 100-career TD passes - 101 TDs in 40 games.
- Extended Chiefs record to 19 consecutive games with a passing TD.
- Chiefs Record 11 games with 4+ passing TDs.
- Ties NFL record 350+ passing yards, 4+ passing TDs and 0 INTs in back-to-back games (joins QB Tom Brady as the only players to accomplish this in back-to-back weeks in a single season since at least 1950 (According to CBS Sports).

### Week 11 at Las Vegas Raiders (W, 35-31)

- 34 of 45 (75.6%) for 348 yards, 2 TD, 1 INT, 102.8 QB rating.
- Extended Chiefs record to 20 consecutive games with a passing TD.

### Week 12 at Tampa Bay Buccaneers (W, 27-24)

- 37 of 49 (75.5%) for 462 yards, 3 TD, 124.7 QB rating.
- Extended Chiefs record to 21 consecutive games with a passing TD.
- First player in NFL history with at least 30 completions and 300 passing yards in four consecutive games (NFL Research).
- Joins Dan Marino (six games) as only players with five career games with at least 400 passing yards and three touchdowns, in their first four seasons in NFL history.
- Tied Chiefs record 24 career games with 300+ passing yards.
- Earned FedEx Air Player of the Week.
- Earned NFL Offensive Player of the Month - November.

### Week 13 vs. Denver Broncos (W, 22-16)

- 25 of 40 (62.5%) for 318 yards, 1 TD, 95.6 QB rating.
- Extended Chiefs record to 22 consecutive games with a passing TD.
- Chiefs record 25 career games with 300+ passing yards.

### Week 14 at Miami Dolphins (W, 33-27)

- 24 of 34 (70.6%) for 393 Yards, 2 TD, 3 INT, 91.9 QB rating.
- Extended Chiefs record to 23 consecutive games with a passing TD.
- Extends Chiefs record 26 career games with 300+ passing yards.
- Tied NFL record (PFHOF QB Kurt Warner) 26 career 300-yard games for the most games of at least 300 passing yards a player's first four seasons in league annals.
- Chiefs record 26 career 300-yard games.
- According to NFL Communications, six-straight 315+ passing yards game, tied with QBs Drew Brees (2012-13) and Rich Gannon (2002) for the longest streak in NFL history.

### Week 15 at New Orleans Saints (W, 32-29)

- 26 of 47 (55.3%) for 254 Yards, 3 TD, 0 INT, 92.0 QB rating.
- Extended Chiefs record to 24 consecutive games with a passing TD.
- Voted to the 2021 Pro Bowl.

### Week 16 vs. Atlanta Falcons (W, 17-14)

- 24 of 44 (54.5%) for 278 Yards, 2 TD, 1 INT, 79.5 QB rating.
- Extended Chiefs record to 25 consecutive games with a passing TD.

### Week 17 vs. Los Angeles Chargers (L, 38-21)

- Inactive (No. 1 Seed Clinched in AFC)

### AFC Divisional vs. Cleveland Browns (W, 22-17)

- 21 of 30 (70.0%) for 255 Yards, 1 TD, 0 INT, 106.9 QB rating.
- Chiefs postseason record for most passing yards (1,729) in a career.
- KC postseason record for most passes attempted (214) in a career.
- KC postseason record for most completed passes (136) in a career.
- Chiefs postseason record for most TD passes (14) in a career.

### AFC Championship vs. Buffalo Bills (W, 38-24)

- 29 of 38 (76.3%) for 325 Yards, 3 TD, 0 INT, 127.6 QB rating.
- NFL Record: youngest quarterback to start in three-consecutive conference championship games (25 years old), and the only quarter back to accomplish the feat prior to his 26th birthday. Also the first quarterback to do so in his first four seasons in the league.
- NFL postseason record for most TD passes (17) in first four seasons.
- Extends Chiefs postseason record for most passing yards (2,054) in a career.
- Extends KC postseason record for most passes attempted (252) in a career.
- Extends KC postseason record for most completed passes (165) in a career.
- Extends Chiefs postseason record for most TD passes (17) in a career.

### Super Bowl LV at Tampa Bay Buccaneers (L, 31-9)

- 26 of 49 (53.1%) for 270 yards, 0 TD, 2 INT, 52.3 QB rating.
- Helped Chiefs earn back-to-back Super Bowl trips.
- Three AFC Championship appearances in three years starting.





## A HOT START FOR THE YOUNG QUARTERBACK

With 46 games under his belt as a starting quarterback in the National Football League, Chiefs Quarterback Patrick Mahomes has performed at a record-setting pace thus far. The below chart compares Mahomes' first 46 games of his career to some of the game's greatest quarterbacks in their first 46 starts.

Listed are Pro Football HOF QBs Brett Favre, Kurt Warner, Dan Marino, John Elway, Joe Montana, Joe Namath, Troy Aikman, Jim Kelly, Steve Young and Johnny Unitas, along with modern-era QBs Peyton Manning, Tom Brady, Drew Brees and Aaron Rodgers. Among the group, there are 10 Pro Football Hall of Famers, 12 NFL MVP Award winners, 12 Super Bowl champions and 10 Super Bowl MVPs.

### PASSING YARDS (THROUGH FIRST 46 STARTS)

Name	Team	Yards
Patrick Mahomes	KC	14,152
Kurt Warner*	STL	13,494
Dan Marino*	MIA	12,651
Aaron Rodgers	GB	12,165
Peyton Manning	IND	11,798
Joe Namath*	NYJ	11,627
Joe Montana*	SF	10,752
Brett Favre*	ATL/GB	10,349
Jim Kelly*	BUF	10,334
Tom Brady	NE	10,181
Johnny Unitas*	BAL	9,959
Drew Brees	SD	9,374
John Elway*	DEN	9,215
Steve Young*	TB/SF	9,111
Troy Aikman*	DAL	8,868

### PASSING TOUCHDOWNS (THROUGH FIRST 46 STARTS)

Name	Team	TDs
Patrick Mahomes	KC	114
Dan Marino*	MIA	107
Kurt Warner*	STL	99
Johnny Unitas*	BAL	94
Aaron Rodgers	GB	85
Peyton Manning	IND	80
Joe Namath*	NYJ	69
Brett Favre*	ATL/GB	70
Tom Brady	NE	69
Joe Montana*	SF	67
Drew Brees	SD	61
Jim Kelly*	BUF	58
John Elway*	DEN	57
Steve Young*	TB/SF	51
Troy Aikman*	DAL	41



### PASS COMPLETIONS (THROUGH FIRST 46 STARTS)

Name	Team	Comp.
Patrick Mahomes	KC	1,114
Kurt Warner*	STL	1,023
Aaron Rodgers	GB	984
Brett Favre*	ATL/GB	982
Peyton Manning	IND	968
Dan Marino*	MIA	958
Tom Brady	NE	949
Joe Montana*	SF	947
Drew Brees	SD	858
Jim Kelly*	BUF	855
Joe Namath*	NYJ	764
Troy Aikman*	DAL	762
John Elway*	DEN	753
Steve Young*	TB/SF	688
Johnny Unitas*	BAL	668

### PASSER RATING (THROUGH FIRST 46 STARTS)

Name	Team	Rating
Patrick Mahomes	KC	108.7
Kurt Warner*	STL	100.6
Aaron Rodgers	GB	99.5
Dan Marino*	MIA	95.0
Joe Montana*	SF	88.9
Johnny Unitas*	BAL	87.8
Tom Brady	NE	86.1
Steve Young*	TB/SF	85.6
Peyton Manning	IND	84.3
Drew Brees	SD	84.2
Brett Favre*	ATL/GB	82.3
Jim Kelly*	BUF	81.3
Troy Aikman*	DAL	72.5
John Elway*	DEN	71.7
Joe Namath*	NYJ	67.3

### INTERCEPTIONS (THROUGH FIRST 46 STARTS)

Name	Team	INTs
Patrick Mahomes	KC	24
Aaron Rodgers	GB	30
Steve Young*	SF	36
Tom Brady	NE	38
Joe Montana*	TB/SF	40
Drew Brees	SD	41
Jim Kelly*	BUF	48
Dan Marino*	MIA	53
Brett Favre*	ATL/GB	53
John Elway*	DEN	54
Johnny Unitas*	BAL	54
Troy Aikman*	DAL	56
Peyton Manning	IND	57
Kurt Warner*	STL	60
Joe Namath*	NYJ	84

\* Denotes Pro Football Hall of Famer

## COMEBACK KINGDOM

QB Patrick Mahomes has led his team to an NFL-QB record seven straight come-from-behind wins, each after being down by at least 10 points. He also came back from 10 points down against Denver on 10/1/18.

Date	Team	Deficit	Final Score
12/13/20	at MIA	0-10 (10)	33-27
9/20/20	at LAC	6-17 (11)	23-20 OT
2/2/20*	vs. SF	10-20 (10)	31-20
1/19/20*	vs. TEN	7-17 (10)	35-24
1/12/20*	vs. HOU	0-24 (24)	51-31
9/15/19	at OAK	0-10 (10)	28-10
9/29/19	at DET	0-10 (10)	34-30
10/1/18	at DEN	13-23 (10)	27-23

Mahomes also owns five wins in games his team enters the fourth quarter either trailing or tied.

Date	Team	Deficit Entering Q4	Final Score
9/20/20	at LAC	9-17 (8)	23-30
2/2/20*	vs. SF	10-20 (10)	31-20
9/29/19	at DET	20-23 (3)	34-30
12/9/18	vs. BAL	17-17 (0)	27-24 OT
10/1/18	at DEN	13-20 (7)	27-23

## MISC. OFFENSIVE NOTES

### KELCE LOGS NFL RECORD

Chiefs TE Travis Kelce recorded 105 receptions for 1,416 yards in 2020, which stands as the NFL record for single-season receiving yards by a tight end. Kelce's 1,336 receiving yards in 2018 rank as the third-most in a single season by a tight end in league history.

#### NFL Leaders

##### Single-Season Receiving Yards by a Tight End

Rk.	Tm.	Name	Year	Rec.	Yards	Avg.
1.	KC	Travis Kelce	2020	105	1,416	13.5
2.	SF	George Kittle	2018	88	1,377	15.6
3.	KC	Travis Kelce	2018	103	1,336	13.0
4.	NE	Rob Gronkowski	2011	90	1,327	14.7
5.	NO	Jimmy Graham	2011	99	1,310	13.2



### ROOKIE EDWARDS-HELAIRE AMONG LEAGUE'S BEST

Rookie RB Clyde Edwards-Helaire ranked fourth among all NFL rookies with 803 rushing yards and 1,100 yards from scrimmage in the 2020 season.

#### NFL LEADERS: ROOKIE RUSHING YARDS

Rk.	Player	Team	Rush. Yds.
1.	Jonathan Taylor	IND	1,169
2.	James Robinson	JAX	1,070
3.	J.K. Dobbins	BAL	805
4.	Clyde Edwards-Helaire	KC	803
5.	Antonio Gibson	WAS	795

#### NFL LEADERS: ROOKIE YARDS FROM SCRIMMAGE

Rk.	Player	Team	Scrim. Yds.
1.	Jonathan Taylor	IND	1,468
2.	James Robinson	JAX	1,414
3.	Justin Jefferson	MIN	1,402
4.	Clyde Edwards-Helaire	KC	1,100
5.	Antonio Gibson	WAS	1,042

### EDWARDS-HELAIRE IN THE RECORD BOOKS

Edwards-Helaire ranks third all-time in rushing yards and scrimmage yards by a rookie in Chiefs history.

#### CHIEFS RECORD BOOK: ROOKIE RUSHING YARDS

Rk.	Player	Year	Rush. Yds.
1.	Kareem Hunt	2017	1,327
2.	Joe Delaney	1981	1,121
3.	Clyde Edwards-Helaire	2020	803

#### CHIEFS RECORD BOOK: ROOKIE YARDS FROM SCRIMMAGE

Rk.	Player	Year	Scrim. Yds.
1.	Kareem Hunt	2017	1,782
2.	Joe Delaney	1981	1,367
3.	Clyde Edwards-Helaire	2020	1,100

### KELCE JOINS THE 7,000 CLUB - REC. STREAK

With 109 receiving yards in Kansas City's Week 8 game against the Jets (11/1/20), TE Travis Kelce became just the fourth pass catcher in franchise history to cross the 7,000-yard plateau for their career, now owning 7,881 career receiving yards. He had five 100-yard receiving games in 2018, two in 2019 and six in 2020.

#### Chiefs Record Book - Most Receiving Yards, Career

Rk.	Yards	Player	Pos.	Seasons
1.	10,940	Tony Gonzalez	TE	1997-2008
2.	7,881	Travis Kelce	TE	2013-20
3.	7,306	Otis Taylor	WR	1965-75
4.	7,155	Dwayne Bowe	WR	2007-14
5.	6,545	Henry Marshall	WR	1976-87

TE Travis Kelce has recorded at least one pass reception in 110-consecutive games played from Week 1 of the 2014 season (Sept. 7, 2014) through Week 17 of the 2020 season, which is good enough for the second-longest streak in franchise history.

#### Chiefs Record Book - Consecutive Games with Reception

Rk.	Games	Player	Years
1.	131	Tony Gonzalez	Dec. 4, 2000 – Dec. 28, 2008
2.	110	Travis Kelce	Sept. 7, 2014 – Present
3.	83	Stephone Paige	Nov. 17, 1985 – Sept. 29, 1991

### KELCE YARDS AFTER CATCH

Since entering the NFL in 2013, Chiefs TE Travis Kelce ranks first among all tight ends in yards after catch.

Rk.	Pos.	Name	Rec.	Yards	YAC
1.	TE	Travis Kelce	612	7,881	3,703
2.	TE	Rob Gronkowski	379	5,821	2,257
3.	TE	Jimmy Graham	484	5,691	2,205
4.	TE	George Kittle	264	3,579	2,052
5.	TE	Zach Ertz	561	6,078	1,986

### FASTEST TO 450 RECEPTIONS & 6,000 YARDS

With 92 receiving yards in Week 11 of the 2019 season, TE Travis Kelce passed the 6,000-career receiving yards plateau. In Week 8 of the 2019 season, Kelce passed the 450-career receptions mark. With 473 receptions and 6,069 receiving yards in 91 career NFL games, Kelce became the fastest tight end in NFL history to reach 450+ receptions and 6,000+ receiving yards.

Tight End	Rec.	Yards	Games
Travis Kelce	473	6,069	91
Kellen Winslow	471	6,022	94
Rob Gronkowski	451	6,797	98
Jimmy Graham	485	6,063	100
Antonio Gates	467	6,069	105

### KELCE OFF THE CHARTS

Chiefs TE Travis Kelce ranks first among all tight ends in receiving yards since Week 1 of the 2016 season and third among all players. Kelce logged 3,981 receiving yards from 2018-20, the franchise's best mark in three-consecutive seasons.

#### NFL Leaders (Since Week 1 - 2016)

##### Receiving Yards

Rk.	Pos.	Name	Rec.	Yards	Avg.
1.	TE	Travis Kelce	473	6,144	13.0
2.	TE	Zach Ertz	392	4,054	10.3
3.	TE	George Kittle	264	3,579	13.6
4.	TE	Jared Cook	232	3,170	13.7
5.	TE	Jimmy Graham	265	2,982	11.3



## MISC. OFFENSIVE NOTES

### RELIABILITY WITH KELCE

Chiefs TE Travis Kelce's 110 consecutive games with a reception ranks tied for fifth among all active NFL players. Kelce's achievement also ranks as the longest consecutive game mark by a TE in the National Football League.

Rk.	Name	Team	Games	Date
1.	Larry Fitzgerald	ARI	256	Nov. 7, 2004 – Present
2t.	Julio Jones	ATL	127	Dec. 4, 2011 – Present
	Golden Tate	NYG	127	Oct. 28, 2012 – Present
4.	DeAndre Hopkins	ARI	126	Sept. 9, 2013 – Present
5t.	Travis Kelce	KC	110	Sept. 7, 2014 – Present
	Jarvis Landry	CLE	110	Sept. 14, 2014 – Present
7.	Julian Edelman	NE	92	Nov. 18, 2012 – Present

### PUT IT ON THE BOARD

Since 2018, the Chiefs rank first in the NFL in points scored per game (31.0). The club also ranks second in the NFL in first quarter points scored from 2018-20 (331).

#### NFL LEADERS - POINTS PER GAME (2018-20)

Rk.	Team	Points Per Game
1.	KC	31.0
2.	NO	30.1
3.	BAL	28.9
4.	TB	28.0
5.	LAR	26.9

#### NFL LEADERS - 1Q PTS SCORED (2018-20)

Rk.	Team	1st Q Pts
1.	BAL	334
2.	KC	331
3.	IND	279
4.	DET	266

### DOMINATING THE SECOND QUARTER

Kansas City is also tied for the lead in the National Football League with 326 second-quarter points since 2019.

#### NFL LEADERS: 2Q POINTS SCORED (2019-20)

Rk.	Team	2nd Q Pts
1t.	KC	326
	TB	326
3.	NO	316
4.	BAL	303
5.	GB	302

### RACKING UP THE POINTS

Since Andy Reid was named Head Coach in 2013, the Chiefs have had at least four games each season where they've scored 30 or more points. In 2018, the club scored at least 30 points 12 times, which ranked first in franchise history. Kansas City's output of at least 30 points in seven games in 2019 ranked tied for fourth in club history. In 2020, the Chiefs scored at least 30 points in nine games, the second-most in franchise history.

#### CHIEFS RECORD BOOK:

##### MOST 30-POINT GAMES. SEASON

Rk.	Games	Seasons
1.	12	2018
2.	9	2020
3.	8	1966, 2002, 2004
4.	7	1999, 2003, 2019
5.	6	1960, 1967, 2010

### MOVING THE CHAINS

Since 2018, the Chiefs rank first in the league in first down percentage with 33.5% of their total offensive plays resulting in a first down.

#### 2018-20 NFL LEADERS. FIRST DOWN PCT.

Rk.	Team	First Down Pct.
1.	KC	33.5
2.	NO	33.2
3.	LAR	31.6

### THIRD DOWN MAGIC

Over the last three seasons, the Chiefs have the highest third down percentage in the NFL, converting 47.9% of their third down attempts.

#### 2018-20 NFL LEADERS. THIRD DOWN PCT.

Rk.	Team	Third Down Pct.
1.	KC	47.9
2.	BAL	46.9
3.	NO	43.8



## MISC. OFFENSIVE NOTES

### HILL FINDING THE ENDZONE

Chiefs WR Tyreek Hill ranks first among all NFL receivers in overall touchdowns since the start of the 2016 season. Hill has 17 touchdowns (15 receiving, 2 rushing) in 2020.

#### NFL Leaders (2016-20)

##### Overall Touchdowns by a WR

Rk.	Name	Touchdowns
1t.	Tyreek Hill	58
	Davante Adams	58
3.	Mike Evans	47
4t.	DeAndre Hopkins	41
	Antonio Brown	41



### SCRIMMAGE YARDS PER GAME LEADERS

Over the last four seasons, the Chiefs rank first in the NFL in scrimmage yards per game.

#### 2017-20 NFL LEADERS - SCRIMMAGE YARDS PER GAME

Rk.	Team	Scrimmage Yards Per Game
1.	KC	410.5
2.	TB	404.4
3.	LAR	395.4
4.	ATL	391.8
5.	NO	390.3

### CHEETAH'S ROOKIE SEASON

As a rookie, WR Tyreek Hill had six receiving TDs in 16 games ranking him tied for first in franchise history for most receiving touchdowns by a rookie. Below is a look at the Chiefs rookie record book for receiving TDs.

Rk.	Player	TD	Season
1t.	Tyreek Hill	6	2016
	Mecole Hardman	6	2019
	Fred Arbanas	6	1962
	Stephone Paige	6	1983
4t.	Chris Burford	5	1960
	Otis Taylor	5	1965
	Bill Jones	5	1990
	Tim Barnett	5	1991
	Dwayne Bowe	5	2007

Hill found a knack for returning punts early in his career. In 2016, the newcomer led the NFL in punt return yards with 592 total yards.

Rk.	Player	Team	Ret.	Yards	Avg.
1.	Tyreek Hill	KC	39	592	15.2
2.	Tavon Austin	LA	44	364	8.3
3.	Jamison Crowder	WAS	27	328	12.1
4.	Jalen Richard	OAK	34	306	9.0
5.	Brandon Tate	BUF	26	301	11.6

• According to ESPN Stats & Info, Hill became the first player with a rushing TD, receiving TD and kick return TD in a single game since Gale Sayers (1965 Bears against Vikings) with his performance against the Denver Broncos on Nov. 27, 2016.

• According to the National Football League, during Hill's kickoff return touchdown vs. Denver on Nov. 27, 2016, Hill reached a maximum speed of 22.77 miles per hour on his TD run, the fastest by a ball carrier in the NFL in 2016. Hill was clocked at 23.24 MPH in a kickoff return against Houston on Sept. 18, 2016, but the play was nullified by penalty.

### HILL'S 50+ PRODUCTION

WR Tyreek Hill owns 21 plays of at least 50 yards with all but two resulting in a touchdown, including five return TDs (4 PR, 1 KR), 12 receiving TDs and two rushing TDs. Below is a list of his 50+ yard plays.

Date	Opp.	50+ Yard Play
Jan. 1, 2017	@ SD	95-yard PR TD
Sept. 9, 2018	@ LAC	91-yard PR TD
Nov. 27, 2016	@ DEN	86-yard KR TD
Oct. 8, 2017	@ HOU	82-yard PR TD
Dec. 3, 2017	@ NYJ	79-yard TD reception
Dec. 8, 2016	OAK	78-yard PR TD
Nov. 29, 2020	@ TB	75-yard TD reception
Oct. 14, 2018	@ NE	75-yard TD reception
Sept. 7, 2017	@ NE	75-yard TD reception
Nov. 19, 2018	@ LAR	73-yard TD reception
Dec. 25, 2016	DEN	70-yard TD rush
Dec. 18, 2016	TEN	68-yard TD rush
Dec. 30, 2018	OAK	67-yard TD reception
Oct. 19, 2017	@ OAK	64-yard TD reception
Dec. 16, 2017	LAC	64-yard TD reception
Sept. 9, 2018	@ LAC	58-yard TD reception
Oct. 17, 2019	@ DEN	57-yard TD reception
Nov. 5, 2017	@ DAL	56-yard TD reception
Sept. 20, 2020	@ LAC	54-yard TD reception
Dec. 24, 2017	MIA	52-yard reception
Oct. 16, 2016	@ OAK	50-yard PR

• The Chiefs are 14-6 in games that Hill records a play of 50+ yards.

• Hill has had one game with two plays of 50+ yards both resulting in touchdowns. In the club's 2018 season opener at Los Angeles, Hill recorded a 91-yard punt return and a 58-yard TD reception. Hill joined Pro Football Hall of Famer Bob Hayes (December 8, 1968 vs. Pittsburgh) and Tavon Austin (November 10, 2013 at Indianapolis) as the only players in NFL history to record a 50+ yard touchdown catch and a 90+ yard punt-return touchdown in a single game. (Credit NFL Stats)

• His 95- and 91-yard punt returns rank first and fourth, respectively, in franchise history. Hill's four career punt return TDs (all were 50+ yards) rank tied for second place in franchise history.

### MAHOMES' SPOT IN NFL RECORD BOOKS

After finishing 2018 with 5,097 passing yards and 50 passing TDs, the signal-caller entered the 2019 season and picked up right where he left off. He made history again in 2020 becoming the fastest QB in the NFL to reach 10,000 passing yards (34 games) and fastest QB to 100 TDs (40 games).

#### NFL RECORD

##### FASTEST TO 9,000 PASSING YARDS AND 75 PASSING TDS:

Rk.	Name	Years	Games
1.	Patrick Mahomes	2017-20	30
2.	Dan Marino	1983-85	34
3.	Kurt Warner	1998-01	35

#### NFL RECORD

##### MOST CONSECUTIVE 300-YARD GAMES (SINGLE SEASON):

Rk.	Name	Year	Games
1t.	Patrick Mahomes	2018	8
	Andrew Luck	2014	8
3t.	Rich Gannon	2002	6
	Kurt Warner	2000	6
	Steve Young	1998	6

#### NFL RECORD

##### FASTEST TO 10,000 PASSING YARDS:

Rk.	Name	Years	Games
1.	Patrick Mahomes	2017-20	34
2.	Kurt Warner	1998-01	36
3.	Matthew Stafford	2009-12	37



## CHIEFS DEFENSIVE NOTES

### CHIEFS TAKEAWAYS UNDER REID

Dating back to 2013 when Chiefs Head Coach Andy Reid arrived in Kansas City, the Chiefs defense ranks tied for first in the NFL when it comes to forcing opponent turnovers, tallying 210 total takeaways.

Rk.	Team	Games	Takeaways
1t.	KC	128	210
	SEA	128	210
3.	CAR	128	209
4t.	TB	128	204
	BUF	128	204

### INT RETURN TDS SINCE 2013

The Chiefs have returned 20 of their 130 interceptions for touchdowns since 2013, the most in the NFL over that span.

Rk.	INT TDs	Team
1.	20	Kansas City Chiefs
2.	17	Los Angeles Rams
3.	16	Houston Texans
4t.	15	Chicago Bears
	15	Tampa Bay Buccaneers
	15	Pittsburgh Steelers

### INTS SINCE 2013

The Chiefs rank third in the NFL with 130 interceptions since 2013, returning those interceptions for a league-best 2,212 yards and 20 TDs.

Rk.	INTs	Team
1.	134	Buffalo Bills
3.	131	New England Patriots
2.	130	Kansas City Chiefs
4.	123	Cincinnati Bengals
5t.	122	Seattle Seahawks
	122	Miami Dolphins



### '21 CHIEFS PRO BOWL PLAYERS & '20 AWARDS

The NFL announced on Dec. 21, 2020 that seven members of the Chiefs were selected to participate in the 2021 NFL Pro Bowl.

**Frank Clark (Defensive End) – 2nd Nomination**  
**Eric Fisher (Tackle) – 2nd Nomination**  
**Tyreek Hill (Wide Receiver) – 5th Nomination**  
**Chris Jones (Defensive Tackle) – 2nd Nomination**  
**Travis Kelce (Tight End) – 6th Nomination**  
**Patrick Mahomes (Quarterback) – 3rd Nomination**  
**Tyrann Mathieu (Safety) – 2nd Nomination**

#### 2020 IN-SEASON AWARDS

Week	Player	Award
1	RB Clyde Edwards-Helaire	FedEx Ground POW
2	K Harrison Butker	AFC Special Teams POW
3	QB Patrick Mahomes	AFC Offensive POW
7	WR Byron Pringle	AFC Special Teams POW
8	QB Patrick Mahomes	AFC Off. POW/FedEx Air POW
12	WR Tyreek Hill	AFC Player of the Week
12	QB Patrick Mahomes	FedEx Air POW
	QB Patrick Mahomes	AFC Player of the Month - Nov.
15	P Tommy Townsend	AFC Special Teams POW

### POINTS PER GAME ALLOWED

Dating back to 2013, Kansas City's defense ranks fourth in the NFL in allowing opposing teams to score just 20.4 points per game.

Rk.	Team	PPG
1.	New England Patriots	18.9
2.	Seattle Seahawks	19.5
3.	Baltimore Ravens	19.9
4.	Kansas City Chiefs	20.4
5.	Pittsburgh Steelers	20.8

### OPPONENT PASSER RATING

Since 2013, the Chiefs are holding opposing teams to a 83.1 passer rating, placing the unit fourth in the NFL during that time span.

Rk.	Passer Rtg	Team
1.	80.7	Buffalo Bills
2.	82.4	Seattle Seahawks
3.	83.0	New England Patriots
4.	83.1	Kansas City Chiefs
5.	84.6	Baltimore Ravens

### OPPONENT COMPLETION PERCENTAGE

Dating back to 2013, Kansas City's pass defense is allowing opposing quarterbacks to complete just 59.4 percent of passes, ranking first in the NFL.

Rk.	Comp. %	Team
1.	59.4	Kansas City Chiefs
2.	60.7	New England Patriots
3.	61.0	Buffalo Bills
4.	61.1	Baltimore Ravens
5.	61.4	Denver Broncos

### PASSES DEFENSED

Going back to 2013, the club ranks tied for first in the NFL for most passes defended with 650 passes defended.

Rk.	Team	PD
1t.	Kansas City Chiefs	650
	Cincinnati Bengals	650
3.	Buffalo Bills	647
4.	Denver Broncos	633
5.	New York Giants	632

### SACK NATION

Since the arrival of Defensive Coordinator Steve Spagnuolo in 2019, the defensive unit has sacked the opposing quarterback 77.0 times.

#### 2019-20 Chiefs Sack Leaders

DT Chris Jones	16.5
DE Frank Clark	14.0
DE Alex Okafor	8.0
DE Tanoh Kpassagnon	5.0
DE Mike Danna	2.5
DE Taco Charlton	2.0
LB Anthony Hitchens	2.0
S Tyrann Mathieu	2.0
CB L'Jarius Sneed	2.0
DT Tershawn Wharton	2.0
LB Damien Wilson	1.5
CB DeAndre Baker	1.0
LB Willie Gay	1.0
LB Ben Niemann	1.0
DT Derrick Nnadi	1.0
LB Dorian O'Daniel	1.0
DT Mike Pennel	1.0
DT Khaleke Saunders	1.0
CB Charvarius Ward	1.0
DE Tim Ward	1.0
S Armani Watts	1.0

## CHIEFS DEFENSIVE NOTES

### CHIEFS DEFENSE NO STRANGER TO END ZONE

Below is a look at Kansas City's most recent defensive scores. The Chiefs are 129-30-2 (.808) when producing a defensive score. KC is 114-27-1 (.806) when scoring a defensive TD and 15-3-1 (.816) when recording a safety. Kansas City's defense ranks first in the NFL in scoring defense since 2013.

#### Defensive Scores Under Head Coach Andy Reid

Date	Opponent	Defensive Score	Result
12/13/20	@ MIA	DT Chris Jones safety (T. Tagovailoa)	W, 33-27
10/25/20	@ DEN	S Dan Sorensen 50-yd INT return	W, 43-16
10/5/20	NE	S Tyrann Mathieu 25-yd INT return	W, 26-10
12/1/19	OAK	S Juan Thornhill 46-yd INT return	W, 40-9
10/17/19	@ DEN	LB Reggie Ragland 5-yd fum return	W, 30-6
9/29/19	@ DET	CB B. Breeland 100-yd fum. return	W, 34-30
12/30/18	OAK	S Dan Sorensen 54-yd INT return	W, 35-3
11/19/18	@ LAR	DE Allen Bailey 2-yd fum. return	L, 51-54
10/21/18	CIN	S Ron Parker 33-yd INT return	W, 45-10
10/7/18	JAX	DL Chris Jones 20-yd INT return	W, 30-14
12/31/17	@ DEN	LB Ramik Wilson 11-yd fum. return	W, 27-24
10/30/17	DEN	CB Marcus Peters 45-yd fum. return	W, 29-19
10/2/17	WAS	LB Justin Houston 13-yd fum. return	W, 29-20
12/4/16	@ ATL	S Eric Berry 37-yd INT return	W, 29-28
11/27/16	@ DEN	LB Justin Houston safety (R. Okung)	W, 30-27
11/13/16	@ CAR	S Eric Berry 42-yd INT return	W, 20-17
10/23/16	NO	S Daniel Sorensen 48-yd INT return	W, 27-21
9/25/16	NYJ	LB Derrick Johnson 55-yd INT return	W, 24-3
12/20/15	@ BAL	CB Marcus Peters 90-yd INT return	W, 34-14
12/20/15	@ BAL	S Tyvon Branch 73-yd fumble return	W, 34-14
12/6/15	@ OAK	S Tyvon Branch 38-yd INT return	W, 34-20
11/22/15	SD	LB Justin Houston 17-yd INT return	W, 33-3
10/11/15	CHI	LB Ramik Wilson FR in endzone	L, 18-17
9/17/15	DEN	CB Marcus Peters 55-yd INT return	L, 31-24
9/29/14	NE	S Husain Abdullah 39-yd INT return	W, 41-14
12/15/13	@ OAK	S Eric Berry 47-yard INT return	W, 56-31
11/3/13	@ BUF	LB Tamba Hali 11-yard fumble return	W, 23-13
11/3/13	@ BUF	CB Sean Smith 100-yd INT return	W, 23-13
10/13/13	OAK	S Husain Abdullah 44-yd INT return	W, 24-7
9/19/13	@ PHI	S Eric Berry 38-yd INT return	W, 26-16

### DEFENSIVE TD LEADERS SINCE 2015

Since the start of the 2015 season, the Chiefs defensive unit is the league-leader in defensive TDs scored. The Chiefs defense has recorded an NFL-best 14 INT return TDs and ranks third in the league with nine fumbles returned for a TD.

Kansas City had two INT return TDs in the 2020 season.

#### NFL LEADERS: TOTAL DEF. TDs (SINCE 2015)

Rk.	Team	Total TDs	INT TDs	Fum TDs
1.	KC	23	14	9
2.	BAL	20	6	14
3t.	TB	19	9	10
	LAR	19	12	7

### OWNING THE THIRD QUARTER

The Chiefs defense ranked first in the NFL with only 28 total third quarter points allowed in the 2020 season. Kansas City allowed just three touchdowns in the third quarter this season.

#### NFL LEADERS: 3Q POINTS ALLOWED (2020)

Rk.	Team	Opp. Points
1.	KC	28
2.	WAS	30
3.	LAR	47
4.	BAL	49

### CHIEFS EXCEL WHEN SACKING THE QB

The Chiefs have placed an emphasis on putting pressure on opposing quarterbacks. Kansas City has recorded 6.0 or more team sacks 60 times in team history. In those 60 games, Kansas City has a 54-5-1 (.908) record and has outscored its opponents 1,759-725.

#### Record When Recording 6.0 or More Team Sacks

Date	Opponent	Sacks	Yds	Result
12/4/1960	Houston	7.0	54	W, 24-0
12/18/1960	Buffalo	6.0	37	W, 24-7
9/23/1962	@ Oakland	6.0	67	W, 26-16
12/8/1963	Denver	6.0	47	W, 52-21
12/14/1963	Boston	6.0	54	W, 35-3
11/8/1964	Oakland	7.0	65	W, 42-7
10/31/1965	Oakland	6.0	62	W, 14-7
10/8/1967	Miami	7.0	77	W, 41-0
9/28/1968	@ Miami	6.0	55	W, 48-3
11/10/1968	@ Cincinnati	6.0	35	W, 16-9
12/8/1968	@ San Diego	6.0	61	W, 40-3
12/14/1968	@ Denver	7.0	78	W, 30-7
10/26/1969	Cincinnati	6.0	23	W, 42-22
11/2/1969	@ Buffalo	9.0	93	W, 29-7
9/28/1970	@ Baltimore	7.0	73	W, 44-24
12/6/1970	Denver	6.0	45	W, 16-0
10/1/1972	@ Denver	8.0	63	W, 45-24
11/12/1973	Chicago	6.0	64	W, 19-7
12/2/1973	Cleveland	7.0	50	T, 20-20
9/23/1979	Oakland	7.0	55	W, 35-7
10/5/1980	@ Oakland	6.0	54	W, 31-17
11/13/1983	Cincinnati	7.0	49	W, 20-15
11/27/1983	@ Seattle	6.0	40	L, 48-51 (OT)
9/30/1984	Cleveland	11.0	78	W, 10-6
12/8/1985	Atlanta	7.0	53	W, 38-10
9/21/1986	Houston	7.0	42	W, 27-13
9/23/1990	@ Green Bay	6.0	35	W, 17-3
10/7/1990	@ Indianapolis	7.0	62	L, 19-23
11/11/1990	Seattle	9.0	70	L, 16-17
12/2/1990	@ New England	6.0	44	W, 37-7
10/7/1991	Buffalo	6.0	43	W, 33-6
11/17/1991	Denver	6.0	47	L, 20-24
10/11/1992	Philadelphia	6.0	39	W, 24-17
11/8/1992	San Diego	6.0	56	W, 16-14
12/27/1992	Denver	6.0	56	W, 42-20
10/3/1993	LA Raiders	6.0	46	W, 24-9
10/17/1994	@ Denver	6.0	30	W, 31-28
10/1/1995	@ Arizona	7.0	68	W, 24-3
9/15/1996	@ Seattle	7.0	18	W, 35-17
11/16/1997	Denver	6.0	38	W, 24-22
12/7/1997	Oakland	6.0	45	W, 30-0
12/14/1997	@ San Diego	7.0	34	W 29-7
9/6/1998	Oakland	10.0	58	W, 28-8
12/26/1998	@ Oakland	6.0	44	W, 31-24
9/17/2000	San Diego	6.0	31	W, 42-10
11/26/2000	@ San Diego	6.0	28	L, 16-17
12/10/2000	Carolina	6.0	18	W, 15-14
12/8/2002	St. Louis	7.0	49	W, 49-10
12/4/2011	Chicago	7.0	45	W, 10-3
9/8/2013	@ Jacksonville	6.0	50	W, 28-2
9/19/2013	@ Philadelphia	6.0	34	W, 26-16
10/13/2013	Oakland	9.0	63	W, 24-7
12/8/2013	@ Washington	6.0	31	W, 45-10
10/26/2014	St. Louis	7.0	44	W, 34-7
12/28/2014	San Diego	7.0	42	W, 19-7
11/1/2015	Detroit	6.0	32	W, 45-10
1/3/2016	Oakland	6.0	37	W, 23-17
10/30/2016	@ Indianapolis	6.0	38	W, 30-14
9/17/2017	Philadelphia	6.0	34	W, 27-20
10/17/2019	@ Denver	9.0	79	W, 30-6



## SPECIAL TEAMS NOTES

### BUTKER'S BOOTS

K Harrison Butker's 147 points scored led all NFL players in 2019. He also broke his own franchise record for the most points scored by a K in a single season. Butker's 147 points rank second in club history for the most points scored by any player in a single season (Priest Holmes, 2003; 162), and his 549 points scored in his career rank third in club annals.

#### NFL LEADERS, POINTS SCORED (2019)

Rk.	Pts.	Player	Team
1.	147	Harrison Butker	KC
2.	144	Wil Lutz	NO
3.	141	Justin Tucker	BAL
4.	127	Zane Gonzalez	ARI
5.	124	Matt Gay	TB

#### CHIEFS MOST POINTS, SEASON

Rk.	Pts.	Player	Year
1.	162	Priest Holmes	2003
2.	147	Harrison Butker	2019
3.	144	Priest Holmes	2002
4.	142	Harrison Butker	2017
5.	139	Nick Lowery	1990
6.	137	Harrison Butker	2018

#### CHIEFS MOST POINTS, CAREER

Rk.	Pts.	Player	Year
1.	1,466	Nick Lowery	1983-93
2.	1,231	Jan Stenerud	1967-79
3.	549	Harrison Butker	2017-20
4.	517	Ryan Succup	2009-13
5.	500	Priest Holmes	2001-07

### BUTKER KEEPING PACE

K Harrison Butker owns 549 points in 61 career games, which is the most in NFL history through a kicker's first 61 games.

#### NFL RECORD BOOK: POINTS SCORED, FIRST 61 GAMES

Rk.	Player	Points	Team
1.	Harrison Butker	549	KC
2.	Wil Lutz	529	NO
3.	Justin Tucker	509	BAL
4.	Stephen Gostkowski	494	NE
5.	Dan Bailey	493	DAL

### QUALITY SPECIAL TEAMS PLAY

Over the past eight seasons (2013-20) under Special Teams Coordinator Dave Toub, the Chiefs special teams units have performed consistently. In fact, over that span, the club leads the league in kick return average and ranks second in punt return average. Additionally, the Chiefs have a combined 14 return touchdowns, which also ranks first in the NFL.

Rk.	Team	KR	Yds.	Avg.	TDs
1.	Kansas City	319	8,079	25.3	6
2.	Baltimore	260	6,482	24.9	4
3.	Minnesota	292	7,172	24.6	5
4.	Cincinnati	307	7,520	24.5	2
5.	Indianapolis	275	6,672	24.3	2

Rk.	Team	PR	Yds.	Avg.	TDs
1.	Baltimore	266	2,773	10.4	4
2.	Kansas City	311	3,113	10.0	8
3.	Detroit	232	2,282	9.8	7
4.	Minnesota	229	2,244	9.8	4
5.	New England	240	2,652	9.5	2

Rk.	Team	PR TDs	KR TDs	Tot TDs
1.	Kansas City	8	6	14
2t.	Minnesota	4	5	9
	Philadelphia	5	4	9
	Detroit	7	2	9
5.	Baltimore	4	4	8

### CONSISTENT COVERAGE WITH TOUB

Since his arrival in 2013, Chiefs Special Teams Coordinator/Assistant Head Coach Dave Toub has had tremendous success with his coverage units.

#### FEWEST RETURN TDS ALLOWED SINCE 2013

Rk.	Team	PR/KR TDs
1.	Atlanta	0
2t.	Kansas City	1
	Dallas	1
	New England	1

Toub's two return TDs allowed since the 2010 season ranks second among all active Special Teams Coordinators who have led special teams units since the 2010 season.

#### FEWEST RETURN TDS ALLOWED SINCE 2010 (ACTIVE STC)

Rk.	STC	Team	TDs
1.	Keith Armstrong	TB/ATL	1
2.	Dave Toub	KC/CHI	2
3.	Danny Crossman	MIA/BUF/DET	4
5.	Chris Tabor	CHI/CLE	6

#### TOUB – RETURN TDS ALLOWED SINCE 2004 (FEWEST IN NFL)

Date	Type	Opponent
12/25/05	PR	Green Bay
9/30/07	KR	Detroit
9/19/10	PR	Dallas
9/29/20	KR	Baltimore



### HILL MAKING HISTORY

Chiefs wide receiver and return specialist Tyreek Hill has a knack for finding the end zone when teams kick to him. In 75 career games played, he has returned five kicks for scores. Below is where he ranks in team history.

#### CHIEFS RECORD BOOK: CAREER RETURNS FOR TDS

Rk.	Player	PR	KR	Total
1.	Dante Hall	5	6	11
2.	Tamarick Vanover	4	4	8
3	Tyreek Hill	4	1	5
4.	J.T. Smith	4	0	4
5.	Dexter McCluster	3	0	3

## CHIEFS ALL-TIME YEAR-BY-YEAR RESULTS

YEAR	PRESEASON	REG. SEASON	PLAYOFFS
1960	6-0	8-6	0-0
1961	4-1	6-8	0-0
1962	2-3	11-3	1-0
1963	3-2	5-7-2	0-0
1964	4-1	7-7	0-0
1965	3-2	7-5-2	0-0
1966	4-0	11-2-1	1-1 (S.B. loss)
1967	4-1	9-5	0-0
1968	4-1	12-2	0-1
1969	6-0	11-3	3-0 (S.B. win)
1970	4-3	7-5-2	0-0
1971	4-1-1	10-3-1	0-1
1972	5-2	8-6	0-0
1973	2-4	7-5-2	0-0
1974	3-3	5-9	0-0
1975	3-3	5-9	0-0
1976	2-4	5-9	0-0
1977	3-3	2-12	0-0
1978	2-2	4-12	0-0
1979	3-1	7-9	0-0
1980	3-1	8-8	0-0
1981	1-3	9-7	0-0
1982	2-1-1	3-6	0-0
1983	2-2	6-10	0-0
1984	1-3	8-8	0-0
1985	3-1	6-10	0-0
1986	2-2	10-6	0-1
1987	4-1	4-11	0-0
1988	2-1-1	4-11-1	0-0
1989	1-3	8-7-1	0-0
1990	1-3	11-5	0-1
1991	2-2	10-6	1-1
1992	1-3	10-6	0-1
1993	3-1	11-5	2-1
1994	2-3	9-7	0-1
1995	3-1	13-3	0-1
1996	3-1	9-7	0-0
1997	1-3	13-3	0-1
1998	2-3	7-9	0-0
1999	2-2	9-7	0-0
2000	0-4	7-9	0-0
2001	2-2	6-10	0-0
2002	3-1	8-8	0-0
2003	3-2	13-3	0-1
2004	1-3	7-9	0-0
2005	0-4	10-6	0-0
2006	2-2	9-7	0-1
2007	0-4	4-12	0-0
2008	2-2	2-14	0-0
2009	0-4	4-12	0-0
2010	1-3	10-6	0-1
2011	0-4	7-9	0-0
2012	1-3	2-14	0-0
2013	2-2	11-5	0-1
2014	1-3	9-7	0-0
2015	4-0	11-5	1-1
2016	2-2	12-4	0-1
2017	2-2	10-6	0-1
2018	2-2	12-4	1-1
2019	1-3	12-4	3-0 (S.B. win)
2020	0-0	14-2	2-0 (S.B. loss)
2021	3-0	0-0	0-0

## OWNERSHIP OF 60+ YEARS

The Chiefs are one of only five current NFL franchises that have been owned by the same individual family for over 60 years.

Ownership	Franchise	Years
Halas Family	Chicago Bears	100
Bidwill Family	Arizona Cardinals	89
Rooney Family	Pittsburgh Steelers	88
Hunt Family	Kansas City Chiefs	62
Adams Family	Tennessee Titans	62



## THE FIRST LADY OF FOOTBALL

Norma Hunt continues to play an integral part of the Chiefs in Kansas City. She owns the distinction of being the only woman known to have attended all 55 Super Bowls and was selected to preside over the coin toss at Super Bowl XLI along with Pro Football Hall of Fame quarterback Dan Marino. She is involved in numerous philanthropic and civic efforts in Kansas City and Texas. Her late husband, Lamar Hunt, was the guiding force behind the formation of the Kansas City Chiefs and the American Football League and was inducted into the Pro Football Hall of Fame in 1972. He, with the help of his family, coined the term "Super Bowl."

Hunt, along with her daughter-in-law Tavia Hunt and granddaughters Gracie and Ava Hunt, all participate in the NFL Women's Apparel advertising campaigns among other ventures. The Hunts have been featured alongside other female NFL leaders such as Charlotte Jones Anderson (Dallas Cowboys Executive Vice President/Chief Brand Officer and NFL Foundation chair), Suzanne Johnson (wife of New York Jets owner Woody Johnson) and Tanya Snyder (wife of Washington Redskins owner Dan Snyder).





## THIS IS OUR HOUSE - GEHA FIELD AT ARROWHEAD STADIUM



### CHIEFS FANS SET WORLD RECORD



On Monday, Sept. 29, 2014, Kansas City defeated the New England Patriots 41-14, and Chiefs fans set a Guinness World Record for Loudest Crowd Roar at a Sports Stadium (Outdoors). Chiefs fans reached a peak decibel reading of 142.2 as Guinness World Records adjudicator Philip Robertson monitored the sound levels. The mark was set early in the contest while the club was on defense. The Arrowhead Stadium record passed the old record of 137.5 decibels and broke Seattle's record of 137.6. The Chiefs still hold the record seven years later.



### TOP CROWDS AT ARROWHEAD

(Regular Season and Playoffs)

Date	Opponent	Attendance
Oct. 2, 2000	Seattle	82,893*
Nov. 5, 1972	Oakland	82,094
Sept. 11, 1994	San Francisco	79,907
Sept. 17, 1972	Miami	79,829
Nov. 23, 2006	Denver	79,484
Sept. 22, 1996	Denver	79,439
Oct. 26, 1998	Pittsburgh	79,431
Oct. 9, 1995	San Diego	79,288
Sept. 8, 1996	Oakland	79,281
Nov. 10, 1996	Green Bay	79,281
Oct. 7, 1996	Pittsburgh	79,189
Jan. 11, 2004	Indianapolis	79,159

### THE ARROWHEAD ADVANTAGE

"The fans, they're phenomenal. 142.2 decibels, I never thought I would be fired up (for) decibel levels but I'm fired up for them. My ears are still ringing. I mean it was loud, loud down there. Like incredibly loud."

- Chiefs Head Coach Andy Reid

"One hundred percent. Whenever you can go out in pregame warmups and feed on the energy because the fans are there packing the stadium that early, it truly is special. We feed off that the entire game. There's not an empty seat in the stands and I know there won't be an empty seat in Arrowhead this week. I'm excited just to be in front of that crowd playing this AFC Championship."

- Chiefs QB Patrick Mahomes

"A legendary environment like that at Arrowhead Stadium is something else. We're excited about it, we respect it, we realize that the environment is an issue and an element of play and it's something that we need to be prepared for and ultimately combat."

- Steelers Head Coach Mike Tomlin



## THE ORIGIN OF SUPER BOWL & SUPER BOWL IV

Lamar Hunt left an indelible mark on professional football. While Hunt made many lasting contributions to the game, part of his legacy will be his “accidental” naming of pro football’s most important contest, the Super Bowl. As the story has been told and retold over the years, some of the facts have gotten lost along the way. Here are some of the most important elements of the tale in how the Super Bowl got its name...



- After the AFL-NFL merger was announced in June of 1966, Commissioner Pete Rozelle appointed a committee consisting of himself, Lamar Hunt (Kansas City), Tex Schramm (Dallas) and two other owners from each league (AFL & NFL) to firm up the details of the merger agreement.
- At one of those initial merger meetings, there was a discussion about the date of the game. As the committee discussed the championship game (which ultimately became referenced as the Super Bowl), there was some confusion on whether the parties were discussing the respective AFL and NFL title games or the game between the two leagues. It was then that Hunt first recalled saying, “You know, the last game, the final game . . . the Super Bowl.”
- The “inspiration” for Hunt’s whimsical suggestion was the high-bouncing “Super Ball” produced by the Wham-O company. Lamar’s wife, Norma, had previously purchased one for each of the Hunt children (Lamar Jr., Clark and Sharron) and the toy had become somewhat of a craze in the Hunt household and many other homes across the country.
- Hunt was later quoted as saying, “Nobody ever said let’s make that the name of the game. Far from it, we all agreed it was far too corny to be the name of the new title game.”
- In a letter from Hunt to Rozelle on July 25, 1966, Hunt urged the commissioner to “coin a phrase” for the title game between the two leagues. In the letter, Hunt said, “I have kiddingly called it the Super Bowl, which can obviously be improved upon.”
- Rozelle agreed with Hunt’s suggestion since he had a particular disdain for the term “super.” According to longtime NFL executive Don Weiss, Rozelle was a former PR man who had a keen appreciation of grammar. In Rozelle’s book, “super” was the equivalent of “gee whiz” or “neat.” He believed that the term “Super Bowl” had no sophistication whatsoever.
- Rozelle was initially inclined to call the game the “Pro Bowl,” but that moniker was already assigned to the NFL’s annual all-star contest.
- In the years leading up to the merger, many members of the media had billed a possible championship match-up between the two rival leagues as a “World Series of Football,” but Rozelle clearly did not want to have his game associated with baseball.
- After much consternation and debate, Rozelle eventually dubbed the title contest between the two leagues as “The AFL-NFL World Championship Game.” However, Hunt’s whimsical, off-the-cuff comment had taken root. In the weeks leading up to the game, headline writers had already adapted Hunt’s two-word title over the much more verbose official moniker for the game. The TV networks billed the game as “Super Sunday” and even NFL Films tagged their film reels as being designated for the “Super Bowl.”
- After the first two “AFL-NFL World Championship Games,” the term “Super Bowl” was officially adopted by Commissioner Rozelle and the NFL. The first game to officially be designated as the Super Bowl at the time it was played was Super Bowl III between the AFL’s Jets and the NFL’s Colts. The first two championship games were retroactively named Super Bowls I & II.

### CHIEFS HOFERS FROM SB IV

Prior to Super Bowl LIV, it had been 50 years since the Kansas City Chiefs played in a Super Bowl (IV). That game served as the final AFL-NFL World Championship Game in the history of professional football. The spectacle at Tulane Stadium in New Orleans, La., helped pave the way for the eventual AFL-NFL merger later that year (1970).

In all, 17 members from both the Chiefs and the Vikings that took part in Super Bowl IV were later inducted into the Pro Football Hall of Fame in Canton, Ohio, including both head coaches, Hank Stram and Bud Grant, as well as Chiefs Founder Lamar Hunt and Vikings General Manager Jim Finks. For the Chiefs, 10 members of the Super Bowl IV Championship were later enshrined into the hallowed halls in Canton.

- LB/DE Bobby Bell
- DT Buck Buchanan
- DT Curley Culp
- QB Len Dawson
- LB Willie Lanier
- S Johnny Robinson
- K Jan Stenerud
- CB Emmitt Thomas
- Head Coach Hank Stram
- Chiefs Founder Lamar Hunt



### NORMA HUNT FELLOWSHIP PROGRAM

The Kansas City Chiefs are proud to introduce the Norma Hunt Training Camp Fellowship Program beginning in 2021. Named after the matriarch of the team and the only known woman to attend all 55 Super Bowls, the fellowship opportunity is part of the Chiefs commitment to diversity and inclusion.

The positions will actively expand NFL front office career opportunities for women by annually hiring female candidates into the club’s personnel department.

The Norma Hunt Training Camp Fellowship Program will include exposure in pro and college scouting, free agent tryouts, salary cap and contracts, team operations, player engagement and other departments within football operations.





## GEHA FIELD AT ARROWHEAD STADIUM



### CHIEFS ANNOUNCE NAMING RIGHTS PARTNER

On March 4, 2021, the Kansas City Chiefs and GEHA (Government Employees Health Association, Inc., pronounced G.E.H.A.) jointly announced a historic naming rights agreement that made the nonprofit medical and dental plan provider the first - and exclusive - naming rights partner for Arrowhead Stadium. Beginning with the 2021 season, the home of the Chiefs became GEHA Field at Arrowhead Stadium.

The announcement expanded on an already robust partnership between GEHA and the Chiefs, which had grown significantly since the relationship was first announced in July 2019, when GEHA became the club's Exclusive Health, Dental and Vision Plan Partner. The agreement also highlighted the commitment of both GEHA and the Chiefs to ensuring Arrowhead Stadium remained part of the identity of the stadium.

"We are extremely proud and excited to announce our naming rights agreement with GEHA. When we set out to find a partner for the field at Arrowhead, it was critical to identify a national leader that shares our core values, as well as a deep connection to the local community and respect for Chiefs Kingdom," Chiefs President Mark Donovan said at the time of the announcement. "Our relationship with GEHA over the last few years has only served to reinforce the alignment between our two organizations and proven their strong, long-standing relationship with the local community. This expanded partnership will continue to build lasting health and wellness programs that support the team, GEHA and our community."

GEHA is a national leader in providing medical and dental plans to more than 2 million federal employees, retired military and their families worldwide. Both GEHA and the Chiefs are deeply committed to promoting their missions of driving and supporting health and wellness and this naming rights agreement provides a highly visible platform to support GEHA's efforts to empower its members to be health and well.

"Expanding our commitment to the team and community with naming rights for GEHA Field at Arrowhead Stadium is the natural extension of the partnership we first put in place with the Chiefs in 2019," Shannon Horgan, GEHA's chief growth officer, said at the time of the announcement. "Through our relationship with the Chiefs, we have been able to accelerate awareness of GEHA's mission, the breadth of our provider networks, and the quality of our health plans. The opportunity to grow our brand helps us reinvest in the families and individuals we serve and will be an invaluable benefit to current and future GEHA members. Expanding this partnership will help GEHA do what we do best – serve those who serve us."

Throughout the 2021 offseason, team and stadium staff worked with GEHA and Kansas City-based architecture and design firm Populous on the development of a signage package and plan that would ensure that both temporary and long-term GEHA Field at Arrowhead Stadium branding and logo assets would be in place by the kickoff of the 2021 Chiefs season - the 50th season for the Chiefs in the iconic stadium.

“

*We were looking for the right partner. We were looking for someone who has a base and an impact in this community. We found a company in GEHA who not only had been here longer than us, were bigger than anyone knew, and no one knew about them. And then they have a story that is so Kansas City. To be about to partner with that company, to use our assets to build their brand, you don't really find that very often.*

*-Chiefs President Mark Donovan*

”

### THE STADIUM'S LAST 15 YEARS AT A GLANCE

The stadium opened its doors for the first time on Aug. 12, 1972 as the Chiefs hosted the St. Louis Cardinals in front of 78,190 fans for a preseason game. Since that initial contest, much has changed at the iconic venue through multiple renovation projects and upgrades to the facility. While many modernizations have taken place, the spirit of the stadium remains the same as it was for that first preseason football game in 1972.

**2006:** On April 4, 2006, Jackson County, Mo., taxpayers approved a 3/8 cent sales tax that was expected to raise \$425 million for improvements to the Sports Complex, including \$212.5 million for Arrowhead. The State of Missouri also contributed \$37.5 million. In addition, the Hunt family contributed \$125 million to the project.

**2010:** Upgrades were officially done prior to the start of the 2010 season and included Founder's Plaza, the Ford Fan Zone, the Chiefs Sports Lab, the Chiefs Hall of Honor, the Founder's Club, the CommunityAmerica Club Level and a new team store. Other improvements included an upgraded sound and scoreboard system, a 360-degree video ribbon board and concourses that were doubled in size.

**2013:** The club introduced a stadium-wide Wi-Fi network, installing 600 high-density wireless access points as part of a seven-figure investment to create a more fully integrated mobile experience for Chiefs fans. Arrowhead Wi-Fi changed the way fans consumed Chiefs content in-stadium and also changed the way fans interact with the team and each other. The Wi-Fi network received additional upgrades in 2017 and 2018.

**2019:** Prior to the 2019 season, the Chiefs committed more than \$10 million in upgrades to the stadium, including concrete repairs and new waterproofing measures in the stadium's upper level. In addition, the club replaced nearly all seats in the upper deck. The club also upgraded the technology in the west scoreboard to state-of-the-art LED technology that offers an enhanced screen image for fans in-stadium. The team introduced the GEHA Drum Deck, moving the club's pregame drum tradition from field-level to a more prominent location in the upper deck in the west endzone.

**2020:** In the week following Kansas City's AFC Championship victory on Jan. 19, 2020, the club announced multiple offseason projects for the 2020 season, including new seats in the lower bowl; a technology upgrade to the east end zone scoreboard; enclosing multiple open-air field box suites; and an expanded Team Store.

**2021:** The club finished the third phase of the three-year seat replacement project by installing all new seats on the CommunityAmerica Club Level. The team also completed a massive renovation to the home locker room complex inside the stadium, including not only the Chiefs locker room, but the equipment room, athletic training room and the coaches' locker rooms. After a decade as the preeminent space dedicated to Chiefs and AFL history, the Chiefs Hall of Honor on the lower level concourse of the stadium received a substantial upgrade, providing a more upscale, fully enclosed, temperature-controlled museum experience while creating a new special events space.

To this day, GEHA Field at Arrowhead Stadium remains one of the most iconic stadiums in the NFL, and these improvements ensure it is not only one of the nation's top venues for fans to experience the excitement of the NFL, but is also a year-round entertainment destination serving the entire Midwest region.

## GEHA FIELD SIGNAGE UNVEILING



On August 26, the Kansas City Chiefs and GEHA (pronounced G.E.H.A.) unveiled the new signage inside GEHA Field at Arrowhead Stadium.

The ceremony was streamed to GEHA employees and across Chiefs social channels from the playing surface and featured a moderated Q&A hosted by "Voice of the Chiefs" Mitch Holthus. Panel participants included Chiefs Chairman and CEO Clark Hunt, Head Coach Andy Reid, GEHA Brand Ambassador and Chiefs QB Patrick Mahomes and GEHA President and CEO Art Nizza.

Chiefs CEO Clark Hunt said they've been open for a long time to having the right partner and found it in GEHA, which has already been the team's exclusive health, dental and vision plan partner since 2019.

"We retained Arrowhead in the name, and I think for many generations of Chiefs fans, the stadium will always be Arrowhead," Hunt said. "But for a new generation — Patrick Mahomes' generation — it will be GEHA Field at Arrowhead."

The Kansas City Chiefs and GEHA announced that GEHA will be the exclusive naming rights partner for Arrowhead Stadium on March 4, 2021. Beginning with the 2021 NFL season, the home of the Chiefs will be GEHA Field at Arrowhead Stadium.

## 15 AND THE MAHOMIES TEAMS UP WITH ONESIGHT



On August 24, the 15 and the Mahomies Foundation and Oakley teamed up with OneSight to offer free eye exams and glasses to 103 children in the Kansas City Area.

"With the help of two great partners, OneSight Organization and Oakley, we are bringing complete vision care resources to kids across the Kansas City community that will enhance all aspects of their lives," said Kansas City Chiefs QB Patrick Mahomes.

"The beautiful thing is when they actually get their glasses for the first time, they put them on and they can see clearly," said Executive Vice President of 15 and Mahomies, Marques Fitch. "It makes the effort today all worth it."

OneSight is the independent nonprofit with the solutions, people and resources to eradicate the vision care crisis for good. Together with donors, volunteers, partners and sponsors, OneSight brings eye exams, glasses and permanent vision centers to the individuals and places that need eye care the most.

## CHIEFS JOIN CITY YEAR FOR FIRST DAY OF SCHOOL



To kick off the 2021 school year, the Kansas City Chiefs joined City Year Kansas City to welcome Central High School and Central Middle School students back with a high-energy, first day of school pep rally in front of each school.

The pep rally featured appearances by the Chiefs Community Caring Team, including KC Wolf, Chiefs Cheerleaders and the Rumble drum line, along with City Year Kansas City AmeriCorps members and teachers, administration and students from both schools.

The Kansas City Chiefs and the Hunt Family Foundation are founding City Year Kansas City Team Sponsors and have supported eight full-time City Year AmeriCorps members at Central Middle School annually since the 2015-16 school year. The Chiefs and the Hunt Family Foundation will continue to support the City Year team and students at Central Middle School during the 2021-22 school year.

In August 2015, City Year Kansas City launched its pilot program with 16 AmeriCorps members serving as full-time tutors and mentors in two Kansas City public schools. Since the successful pilot year, City Year has now expanded to seven partner schools with 66 AmeriCorps members.

## 15 AND THE MAHOMIES BUILDS NEW PLAYGROUND



The 15 and the Mahomies Foundation presented the MLK Park playground on August 28. The Parks and Recreation Department and the 15 and the Mahomies Foundation partnered to build the playground at Martin Luther King Jr. Square Park, a venture they announced late last year.

The 15 and the Mahomies Foundation donated \$1 million to help transform the park. The playground at MLK Boulevard and Woodland Avenue is designed so that children of all physical and mental abilities can play, featuring sensory and physical components on top of an all-weather surface.

"This is y'all's park," Patrick Mahomes told the crowd. "Hopefully this is just the beginning for Kansas City's future and the future of the kids in Kansas City."

What made Saturday so special for the playground opening, it was the 53rd anniversary of King's "I Have a Dream" speech. Around the playground, you'll find different quotes from Martin Luther King Jr.



# 2020 FINAL NFL STANDINGS

AFC East												
Team	W	L	T	PCT	PF	PA	Home	Road	AFC	NFC	DIV	Streak
y-Buffalo	13	3	0	.813	501	375	7-1-0	6-2-0	10-2-0	3-1-0	6-0-0	Won 6
Miami	10	6	0	.625	404	338	5-3-0	5-3-0	7-5-0	3-1-0	3-3-0	Lost 1
New England	7	9	0	.438	326	353	5-3-0	2-6-0	6-6-0	1-3-0	3-3-0	Won 1
N.Y. Jets	2	14	0	.125	243	457	1-7-0	1-7-0	1-11-0	1-3-0	0-6-0	Lost 1

AFC North												
Team	W	L	T	PCT	PF	PA	Home	Road	AFC	NFC	DIV	Streak
y-Pittsburgh	12	4	0	.750	416	312	7-1-0	5-3-0	9-3-0	3-1-0	4-2-0	Lost 1
x-Baltimore	11	5	0	.688	468	303	5-3-0	6-2-0	7-5-0	4-0-0	4-2-0	Won 5
x-Cleveland	11	5	0	.688	408	419	6-2-0	5-3-0	7-5-0	4-0-0	3-3-0	Won 1
Cincinnati	4	11	1	.281	311	424	3-5-0	1-6-1	4-8-0	0-3-1	1-5-0	Lost 1

AFC South												
Team	W	L	T	PCT	PF	PA	Home	Road	AFC	NFC	DIV	Streak
y-Tennessee	11	5	0	.688	491	439	5-3-0	6-2-0	8-4-0	3-1-0	5-1-0	Won 1
x-Indianapolis	11	5	0	.688	451	362	6-2-0	5-3-0	7-5-0	4-0-0	4-2-0	Won 1
Houston	4	12	0	.250	384	464	2-6-0	2-6-0	3-9-0	1-3-0	2-4-0	Lost 5
Jacksonville	1	15	0	.063	306	492	1-7-0	0-8-0	1-11-0	0-4-0	1-5-0	Lost 15

AFC West												
Team	W	L	T	PCT	PF	PA	Home	Road	AFC	NFC	DIV	Streak
z-Kansas City	14	2	0	.875	473	362	6-2-0	8-0-0	10-2-0	4-0-0	4-2-0	Lost 1
Las Vegas	8	8	0	.500	434	478	2-6-0	6-2-0	6-6-0	2-2-0	4-2-0	Won 1
L.A. Chargers	7	9	0	.438	384	426	4-4-0	3-5-0	6-6-0	1-3-0	3-3-0	Won 4
Denver	5	11	0	.313	323	446	2-6-0	3-5-0	4-8-0	1-3-0	1-5-0	Lost 3

NFC East												
Team	W	L	T	PCT	PF	PA	Home	Road	NFC	AFC	DIV	Streak
y-Washington	7	9	0	.438	335	329	3-5-0	3-5-0	5-7-0	2-2-0	4-2-0	Won 1
N.Y. Giants	6	10	0	.375	280	357	3-5-0	3-5-0	5-7-0	1-3-0	4-2-0	Won 1
Dallas	6	10	0	.375	395	473	4-4-0	2-6-0	5-7-0	1-3-0	2-4-0	Lost 1
Philadelphia	4	11	1	.281	334	418	3-4-1	1-7-0	4-8-0	0-3-1	2-4-0	Lost 3

NFC North												
Team	W	L	T	PCT	PF	PA	Home	Road	NFC	AFC	DIV	Streak
z-Green Bay	13	3	0	.813	509	369	7-1-0	6-2-0	10-2-0	3-1-0	5-1-0	Won 6
x-Chicago	8	8	0	.500	372	370	3-5-0	5-3-0	6-6-0	2-2-0	2-4-0	Lost 1
Minnesota	7	9	0	.438	430	475	3-5-0	4-4-0	5-7-0	2-2-0	4-2-0	Won 1
Detroit	5	11	0	.313	377	519	1-7-0	4-4-0	4-8-0	1-3-0	1-5-0	Lost 4

NFC South												
Team	W	L	T	PCT	PF	PA	Home	Road	NFC	AFC	DIV	Streak
y-New Orleans	12	4	0	.750	482	337	6-2-0	6-2-0	10-2-0	2-2-0	6-0-0	Won 2
x-Tampa Bay	11	5	0	.688	492	355	5-3-0	6-2-0	8-4-0	3-1-0	4-2-0	Won 4
Carolina	5	11	0	.313	350	402	2-6-0	3-5-0	4-8-0	1-3-0	1-5-0	Lost 1
Atlanta	4	12	0	.250	396	414	2-6-0	2-6-0	2-10-0	2-2-0	1-5-0	Lost 5

NFC West												
Team	W	L	T	PCT	PF	PA	Home	Road	NFC	AFC	DIV	Streak
y-Seattle	12	4	0	.750	459	371	7-1-0	5-3-0	9-3-0	3-1-0	4-2-0	Won 4
x-L.A. Rams	10	6	0	.625	372	296	6-2-0	4-4-0	9-3-0	1-3-0	3-3-0	Won 1
Arizona	8	8	0	.500	410	367	4-4-0	4-4-0	6-6-0	2-2-0	2-4-0	Lost 2
San Francisco	6	10	0	.375	376	390	1-7-0	5-3-0	4-8-0	2-2-0	3-3-0	Lost 1

## 2020 AFC CHAMPIONS - CHIEFS VS. BILLS

### CHIEFS CLAIM LAMAR HUNT TROPHY, SUPER BOWL BOUND...

**AGAIN:** For the second-consecutive year, the Chiefs secured the Lamar Hunt Trophy as the AFC champions. In doing so, Kansas City advances to the Super Bowl for the fourth time in franchise annals and earns back-to-back appearances for the first time in team history.



**REID MOVES UP POSTSEASON WIN CHART:** With today's AFC Championship win vs. Buffalo, Head Coach Andy Reid accumulated his 17th career postseason victory, tying PFHOF coach Joe Gibbs for the fourth-most career postseason wins by a head coach in NFL history. He now owns 238 career combined victories (regular and postseason), which is the fifth-highest total in NFL history.

Tonight's game marked Reid's eighth conference championship appearance as a head coach, surpassing Pro Football Hall of Famers Chuck Noll (seven) and Don Shula (seven) for the third-most appearances by a head coach since 1970. Only New England's Bill Belichick (13) and Pro Football Hall of Famer Tom Landry (10) have more.

### NFL RECORD BOOK

#### MOST POSTSEASON WINS, CAREER

1.	31	Bill Belichick
2.	20	Tom Landry
3.	19	Don Shula
4t.	17	Andy Reid
		Joe Gibbs

### NFL RECORD BOOK

#### MOST CONFERENCE CHAMPIONSHIP APPEARANCES, SINCE 1970

1.	13	Bill Belichick
2.	10	Tom Landry
3.	8	Andy Reid
4t.	7	Chuck Noll
		Don Shula

**MAHOMES MAKES POSTSEASON HISTORY:** With his start in tonight's game, Mahomes became the 12th quarterback since the 1970 merger to start in three-consecutive conference championship games and the first to accomplish the feat prior to his 26th birthday. He is also the first quarterback ever to accomplish the feat in his first four seasons in the league. With their starts in today's game, Kansas City QB Patrick Mahomes (25 years old) and Buffalo QB Josh Allen (24) became just the second pair of opposing quarterbacks under the age of 26 to start a conference championship game, joining Vince Ferragamo (25 years old) of the Los Angeles Rams and Doug Williams (24) of the Tampa Bay Buccaneers in the 1979 NFC title game.

**MAHOMES SETS POSTSEASON QB RECORD:** Chiefs QB Patrick Mahomes completed 29-of-38 passes (76.3%) for 325 yards with three passing touchdowns, good for a 127.6 passer rating. With three touchdown passes in tonight's game, Mahomes passes Seahawks QB Russell Wilson (16) for the most postseason passing touchdowns by a player in his first four seasons in NFL history. His 2,054 postseason passing yards are the third-most by any quarterback in their first four seasons in the NFL.

### NFL RECORD BOOK

#### MOST TD PASSES, POSTSEASON, FIRST FOUR NFL SEASONS

1.	17	Patrick Mahomes (7 games)
2.	16	Russell Wilson (10 games)
3.	15	Kurt Warner (7 games)
4.	13	Dan Marino (6 games)
5.	12	Ben Roethlisberger (7 games)

### NFL RECORD BOOK

#### MOST PASSING YARDS, POSTSEASON, FIRST FOUR NFL SEASONS

1.	2,328	Russell Wilson (10 games)
2.	2,221	Kurt Warner (7 games)
3.	2,054	Patrick Mahomes (7 games)
4.	1,829	Andrew Luck (6 games)
5.	1,680	Dan Marino (6 games)

**MAHOMES SHOWS OFF EFFICIENCY IN WIN:** Mahomes completed 29 of 38 passes for 325 yards in tonight's game, good for a 76.3% completion percentage, the second-best mark in a postseason game in franchise history. His 325 passing yards are the second most in a single postseason game in franchise history.

### CHIEFS RECORD BOOK

#### HIGHEST COMPLETION PERCENTAGE, GAME (MIN. 15 COMP.)

1.	77.3	Alex Smith at Houston (22-17)	Jan. 9, 2016
2.	76.3	Patrick Mahomes vs. Buffalo (38-29)	Jan. 24, 2021
3.	72.7	Alex Smith vs. Tennessee (33-24)	Jan. 6, 2018
4.	70.3	Joe Montana at Miami (37-26)	Dec. 31, 1994
5.	70.0	Patrick Mahomes vs. Cleveland (30-21)	Jan. 17, 2021

### CHIEFS RECORD BOOK

#### MOST PASSING YARDS, POSTSEASON, GAME

1.	378	Alex Smith at Indianapolis	Jan. 4, 2014
2.	325	Patrick Mahomes vs. Buffalo	Jan. 24, 2021
3.	321	Patrick Mahomes vs. Houston	Jan. 12, 2020
4.	314	Joe Montana at Miami	Dec. 31, 1994
5.	299	Joe Montana at Houston	Jan. 16, 1994

**KELCE LAUNCHES INTO THE ENDZONE...TWICE:** Chiefs TE Travis Kelce scored two receiving touchdowns in tonight's game, giving him nine career postseason receiving touchdowns. Kelce's nine postseason touchdowns are the most postseason receiving touchdowns in Chiefs history and the second-most overall touchdowns in the postseason. His nine postseason receiving touchdowns are the second-most by a tight end in playoff history, passing TEs Dave Casper (seven) and Vernon Davis (seven) and trailing only Tampa Bay TE Rob Gronkowski (12). With his two touchdown receptions tonight, Kelce now owns 54 career postseason points, the third most in franchise history.



### NFL RECORD BOOK

#### MOST RECEIVING TOUCHDOWNS, POSTSEASON, CAREER, TE

1.	12	Rob Gronkowski (19 games)
2.	9	Travis Kelce (11 games)
3t.	7	Vernon Davis (11 games)
		Dave Casper (11 games)
5t.	6	Keith Jackson (13 games)
		Jay Novacek (13 games)

### CHIEFS RECORD BOOK

#### MOST POINTS, POSTSEASON, CAREER

1.	60	Damien Williams (5 games – 10 TDs)	2018-19
2.	56	Harrison Butker (8 games – 8 FGs, 32 PATs)	2017-20
3.	54	Travis Kelce (11 games – 9 TDs)	2013-20
4.	37	Nick Lowery (8 games – 8 FGs, 13 PATs)	1980-93
5.	35	Jan Stenerud (5 games – 9 FGs, 8 PATs)	1967-79



## 2020 AFC CHAMPIONSHIP GAME - CHIEFS VS. BILLS

**KELCE MOVES UP NFL POSTSEASON RECORD BOOKS:** With 13 receptions for 118 receiving yards in tonight's game, Chiefs TE Travis Kelce moved up multiple NFL postseason records charts. He now owns the second-most postseason receptions by a tight end in NFL history (73) and the second-most postseason receiving yards by a tight end in NFL annals (859), trailing only Tampa Bay TE Rob Gronkowski in both categories. His 118 receiving yards in tonight's game give him 1,643 total receiving yards for the 2020 season (regular and postseason) passing Rob Gronkowski (1,585 rec yards in 2011) for most combined receiving yards by a tight end in a single season in NFL history. Kelce's 13 receptions in tonight's game are most receptions by any player in a conference championship game in the Super Bowl era.

### NFL RECORD BOOK

#### MOST RECEPTIONS, POSTSEASON, CAREER, TE

1.	83	Rob Gronkowski (19 games)
2.	73	<b>Travis Kelce (11 games)</b>
3.	64	Dallas Clark (12 games)
4t.	62	Jay Novacek (13 games)
		Shannon Sharpe (18 games)

### NFL RECORD BOOK

#### MOST RECEIVING YARDS, POSTSEASON, CAREER, TE

1.	1,206	Rob Gronkowski (19 games)
5.	859	<b>Travis Kelce (11 games)</b>
2.	847	Dallas Clark (12 games)
3.	834	Keith Jackson (13 games)
4.	814	Shannon Sharpe (18 games)

**KELCE GOES FOR 100:** For the second-consecutive postseason game, Chiefs TE Travis Kelce tallied 100+ receiving yards with 118 in tonight's game. His five 100-yard receiving games are the most in franchise history. Kelce becomes the first tight end in NFL history to record five games with 100 or more receiving yards in the postseason. His 13 receptions in tonight's game are the most in a postseason game in franchise history, passing his previous record of 10, set vs. Houston on January 12, 2020. Kelce is the only player in franchise history to record double-digit receptions in a postseason contest.

### CHIEFS RECORD BOOK

#### MOST GAMES, 100 OR MORE REC. YARDS, POSTSEASON, CAREER

1.	5	<b>Travis Kelce (11 games)</b>	2013-20
2.	3	Tyreek Hill (9 games)	2016-20
3.	2	Sammy Watkins (5 games)	2018-20

### CHIEFS RECORD BOOK

#### MOST PASS RECEPTIONS, POSTSEASON, GAME

1.	13	<b>Travis Kelce vs. Buffalo</b>	<b>Jan. 24, 2021</b>
2.	10	Travis Kelce vs. Houston	Jan. 12, 2020
3t.	9	Tyreek Hill vs. San Francisco	Feb. 2, 2020
	9	Tyreek Hill vs. Buffalo	Jan. 24, 2021
5t.	8	8 Tied; Last, Travis Kelce and Tyreek Hill vs. Cleveland	Jan. 17, 2021



**SNEED TAKES DOWN ALLEN:** Chiefs rookie CB L'Jarius Sneed notched his second-consecutive postseason game with a sack, taking down Bills QB Josh Allen for a loss of 15 yards. Sneed tallied 2.0 sacks in the regular season. He finished the game with five tackles (four solo), including one tackle for loss, one quarterback hit and 1.0 sack.

**HARDMAN HAULS IT IN:** Chiefs WR Mecole Hardman scored his first-career postseason touchdown on a three-yard pass from QB Patrick Mahomes. Hardman tallied 540 receiving yards and four touchdowns during the regular season. He finished the game with 50 rushing yards on one attempt and two receptions for four receiving yards and one touchdown.

**HARDMAN SETS POSTSEASON RUSHING RECORD:** With his 50-yard carry in tonight's game, Chiefs WR Mecole Hardman set the franchise record for the longest run from scrimmage, breaking the previous record set by RB Priest Holmes (48 yards) vs. the Indianapolis Colts in the Divisional round on January 11, 2004.

### CHIEFS RECORD BOOK

#### LONGEST RUN FROM SCRIMMAGE

1.	50	<b>Mecole Hardman vs. Buffalo</b>	<b>Jan. 24, 2021</b>
2.	48	Priest Holmes vs. Indianapolis	Jan. 11, 2004
3.	41	Jamaal Charles vs. Baltimore	Jan. 9, 2011
4.	38	Damien Williams vs. San Francisco	Feb. 2, 2020
5.	36	Tyreek Hill vs. Indianapolis	Jan. 12, 2019



**WILLIAMS RUSHES IN:** Chiefs RB Darrel Williams scored his first touchdown of the 2020 postseason on a six-yard rush in tonight's game. Williams finished the regular season with 169 rushing yards and one rushing touchdown. He finished tonight's game with 52 rushing yards on 13 attempts with one rushing touchdown and one reception for nine receiving yards.

**EDWARDS-HELAIRE FINDS THE ENDZONE:** Chiefs rookie RB Clyde Edwards-Helaire scored his first-career postseason touchdown on a one-yard rush in tonight's game. Edwards-Helaire led the Chiefs offense with four rushing touchdowns and 803 rushing yards during the regular season. He also added 297 receiving yards and one receiving touchdown. Edwards-Helaire finished the game with seven rushing yards on six attempts with one touchdown and one reception for no gain.

**HILL SETS POSTSEASON RECEIVING YARDS RECORD:** Chiefs WR Tyreek Hill tallied nine receptions for 172 receiving yards in tonight's game. His 172 receiving yards are the most receiving yards by any Chiefs player in postseason history. He also rattled off a 71-yard reception in tonight's game, good enough to rank as the second-longest reception in Chiefs postseason history. Tonight marked his third postseason game with 100 or more receiving yards, the second-most 100-yard performances in the postseason in franchise history. His nine receptions in tonight's game tie his postseason single-game career high and are tied for the third-most receptions in a postseason game in franchise history.

### CHIEFS RECORD BOOK

#### MOST RECEIVING YARDS, POSTSEASON, GAME

1.	172	<b>Tyreek Hill vs. Buffalo</b>	<b>Jan. 24, 2021</b>
2.	150	Dwayne Bowe at Indianapolis	Jan. 4, 2014
3.	142	Stephone Paige at Miami	Jan. 5, 1991
4.	134	Travis Kelce vs. Houston	Jan. 12, 2020
5.	128	Travis Kelce at Houston	Jan. 9, 2016

## 2020 AFC CHAMPIONSHIP GAME - CHIEFS VS. BILLS



### CHIEFS RECORD BOOK

#### LONGEST PASS RECEPTION, POSTSEASON, GAME

1.	79	Donnie Avery at Indianapolis	Jan. 4, 2014
2.	71	<b>Tyreek Hill vs. Buffalo</b>	<b>Jan. 24, 2021</b>
3t.	63	Elmo Wright vs. Miami	Dec. 25, 1971
		Dwayne Bowe at Indianapolis	Jan. 4, 2014
5.	61	Otis Taylor at N.Y. Jets	Dec. 20, 1969

### CHIEFS RECORD BOOK

#### MOST GAMES, 100 OR MORE REC. YARDS, POSTSEASON, CAREER

1.	5	Travis Kelce (11 games)	2013-20
2.	3	<b>Tyreek Hill (9 games)</b>	<b>2016-20</b>
3.	2	Sammy Watkins (5 games)	2018-20

### CHIEFS RECORD BOOK

#### MOST PASS RECEPTIONS, POSTSEASON, GAME

1.	13	Travis Kelce vs. Buffalo	Jan. 24, 2021
2.	10	Travis Kelce vs. Houston	Jan. 12, 2020
3t.	9	Tyreek Hill vs. San Francisco	Feb. 2, 2020
	9	<b>Tyreek Hill vs. Buffalo</b>	<b>Jan. 24, 2021</b>
5t.	8	8 Tied; Last, Travis Kelce and Tyreek Hill vs. Cleveland	Jan. 17, 2021

**CLARK SETS POSTSEASON SACK RECORD:** Chiefs DE Frank Clark notched his first sacks of the 2020 postseason taking down Bills QB Josh Allen two times, both for a losses of 10 yards. Clark owns 10.0 career post-season sacks and 7.0 postseason sacks with the Chiefs, the most in franchise history. Clark finished the game with three tackles (two solo), including two tackles for loss, two QB hits and 2.0 sacks.

### CHIEFS RECORD BOOK

#### MOST SACKS, POSTSEASON, CAREER

1.	7.0	<b>Frank Clark (5 games)</b>	<b>2019-20</b>
2t.	6.5	Derrick Thomas (10 games)	1989-99
	6.5	Neil Smith (9 games)	1988-96
4.	5.0	Aaron Brown (6 games)	1966-72
5.	4.0	Justin Houston (7 games)	2011-19



**FENTON PICKS OFF ALLEN:** Chiefs CB Rashad Fenton recorded his first-career postseason interception in today's game, picking off Bills QB Josh Allen at Kansas City's 12-yard line and returning the ball 30 yards to Kansas City's 42-yard line. Fenton recorded one interception in the regular season. He finished the game with one solo tackle, one pass defended and one interception.

**BUTKER MOVES UP POSTSEASON FIELD GOAL CHART:** With one field goal in tonight's game, Chiefs K Harrison Butker has tallied eight made field goals in the postseason for his career, tied for the second-most in franchise history with K Nick Lowery. With eight points (one FG, five PATs) in today's game, Butker now owns 56 career postseason points, the second-most in franchise history.

### CHIEFS RECORD BOOK

#### MOST FIELD GOALS, POSTSEASON, CAREER

1.	9	Jan Stenerud (5 games – 17 Att.)	1967-79
2t.	8	<b>Harrison Butker (8 games – 10 Att.)</b>	<b>2017-20</b>
	8	Nick Lowery (8 games – 12 Att.)	1980-93

### CHIEFS RECORD BOOK

#### MOST POINTS, POSTSEASON, CAREER

1.	60	Damien Williams (5 games – 10 TDs)	2018-19
2.	56	<b>Harrison Butker (8 games – 8 FGs, 32 PATs)</b>	<b>2017-20</b>
3.	54	Travis Kelce (11 games – 9 TDs)	2013-20
4.	37	Nick Lowery (8 games – 8 FGs, 13 PATs)	1980-93
5.	35	Jan Stenerud (5 games – 9 FGs, 8 PATs)	1967-79



**KPASSAGNON DROPS ALLEN:** Chiefs DE Tanoh Kpassagnon recorded his first sack of the 2020 postseason, dropping Bills QB Josh Allen for a loss of 18 yards. He owns 3.0 postseason sacks for his career and tallied 1.0 sack during the regular season. Kpassagnon finished the game with one solo tackle for loss, two QB hits and 1.0 sack.

### SHERMAN TIES POSTSEASON APPEARANCE RECORD, OTHERS

**MOVE UP:** With his appearance in tonight's game, FB Anthony Sherman logged his 12th postseason game with the Chiefs, tying P Dustin Colquitt (12) for the most postseason appearances in franchise history. TE Travis Kelce, T Eric Fisher, S Daniel Sorensen and LS James Winchester all appeared in their 11th career postseason game, tied for third-most in franchise history.

### CHIEFS RECORD BOOK

#### MOST GAMES PLAYED, POSTSEASON, CAREER

1t.	12	<b>Anthony Sherman</b>	<b>2013-20</b>
		Dustin Colquitt	2005-19
3t.	11	<b>Travis Kelce</b>	<b>2013-20</b>
		Eric Fisher	2013-20
		Daniel Sorensen	2014-20
		James Winchester	2015-20



# CHIEFS IN THE POSTSEASON

## CHIEFS PLAYOFF APPEARANCES BY THE NUMBERS

World Championships .....	2 (1969, 2019)
AFL Championships .....	3 (1962, 1966, 1969)
AFC Championships .....	2 (2019, 2020)
AFL West Champs .....	3 (1962, 1966, 1968)
AFC West Champs .....	11 (1971, 1993, 1995, 1997, 2003, 2010, 2016, 2017, 2018, 2019, 2020)
Total Playoff Games .....	35
All-Time Playoff Record .....	15-20
Years in Playoffs .....	23
Most Consecutive Playoff Appearances .....	6 (2015-20 and 1990-95)
Current Streak of Consecutive Appearances .....	6 (2015-20)



## GAME-BY-GAME RESULTS



DATE	OPPONENT	GAME	RESULT
12/23/62	Houston	1962 AFL Championship	W, 20-17 (OT)
1/1/67	Buffalo	1966 AFL Championship	W, 31-7
1/15/67	Green Bay	Super Bowl I (Los Angeles)	L, 10-35
12/22/68	Oakland	1968 AFL Divisional	L, 6-41
12/20/69	N.Y. Jets	1969 AFL Divisional	W, 13-6
1/4/70	Oakland	1969 AFL Championship	W, 17-7
1/11/70	Minnesota	Super Bowl IV (New Orleans)	W, 23-7
<b>12/25/71</b>	<b>Miami</b>	<b>1971 AFC Divisional</b>	<b>L, 24-27 (2 OT)</b>
12/28/86	N.Y. Jets	1986 AFC Wild Card	L, 15-35
1/5/91	Miami	1990 AFC Wild Card	L, 16-17
<b>12/28/91</b>	<b>L.A. Raiders</b>	<b>1991 AFC Wild Card</b>	<b>W, 10-6</b>
1/5/92	Buffalo	1991 AFC Divisional	L, 14-37
1/2/93	San Diego	1992 AFC Wild Card	L, 0-17
<b>1/8/94</b>	<b>Pittsburgh</b>	<b>1993 AFC Wild Card</b>	<b>W, 27-24 (OT)</b>
1/16/94	Houston	1993 AFC Divisional	W, 28-20
1/23/94	Buffalo	1993 AFC Championship	L, 13-30
12/31/94	Miami	1994 AFC Wild Card	L, 17-27
<b>1/7/96</b>	<b>Indianapolis</b>	<b>1995 AFC Divisional</b>	<b>L, 7-10</b>
<b>1/4/98</b>	<b>Denver</b>	<b>1997 AFC Divisional</b>	<b>L, 10-14</b>
<b>1/11/04</b>	<b>Indianapolis</b>	<b>2003 AFC Divisional</b>	<b>L, 31-38</b>
1/6/07	Indianapolis	2006 AFC Wild Card	L, 8-23
<b>1/9/11</b>	<b>Baltimore</b>	<b>2010 AFC Wild Card</b>	<b>L, 7-30</b>
1/4/14	Indianapolis	2013 AFC Wild Card	L, 44-45
1/9/16	Houston	2015 AFC Wild Card	W, 30-0
1/16/16	New England	2015 AFC Divisional	L, 20-27
<b>1/15/17</b>	<b>Pittsburgh</b>	<b>2016 AFC Divisional</b>	<b>L, 16-18</b>
<b>1/6/18</b>	<b>Tennessee</b>	<b>2017 AFC Wild Card</b>	<b>L, 21-22</b>
<b>1/12/19</b>	<b>Indianapolis</b>	<b>2018 AFC Divisional</b>	<b>W, 31-13</b>
<b>1/20/19</b>	<b>New England</b>	<b>2018 AFC Championship</b>	<b>L, 31-37 (OT)</b>
<b>1/12/20</b>	<b>Houston</b>	<b>2019 AFC Divisional</b>	<b>W, 51-31</b>
<b>1/19/20</b>	<b>Tennessee</b>	<b>2019 AFC Championship</b>	<b>W, 35-24</b>
2/2/20	San Francisco	Super Bowl LIV (Miami)	W, 31-20
<b>1/17/21</b>	<b>Cleveland</b>	<b>2020 AFC Divisional</b>	<b>W, 22-17</b>
<b>1/24/21</b>	<b>Buffalo</b>	<b>2020 AFC Championship</b>	<b>W, 38-24</b>
2/7/21	Tampa Bay	Super Bowl LV (Tampa)	L, 9-31

- **Bold Denotes Home Games**

**HOME RECORD IN POSTSEASON:** 7-8 (Last Win Jan. 24, 2021 vs. Buffalo)

**AWAY RECORD IN POSTSEASON:** 6-11 (Last Win Jan. 9, 2016 at Houston)

**SUPER BOWLS:** 2-2 (Last Win Feb. 2, 2020 in Miami)

## RECORD VS. ALL PLAYOFF OPPONENTS

TEAM	RECORD	LAST MEETING	RESULT
Baltimore	0-1	'10 AFC Wild Card	L, 7-30
Buffalo	2-2	'20 AFC Championship	W, 38-24
Cleveland	1-0	'20 AFC Divisional	W, 22-17
Denver	0-1	'97 AFC Divisional	L, 10-14
Green Bay	0-1	Super Bowl I	L, 10-35
Oilers/Titans	3-1	'19 AFC Championship	W, 35-24
Houston Texans	2-0	'19 AFC Divisional	W, 51-31
Indianapolis	1-4	'18 AFC Divisional	W, 31-13
Miami	0-3	'94 AFC First Round	L, 17-27
Minnesota	1-0	Super Bowl IV	W, 23-7
New England	0-2	'18 AFC Championship	L, 31-37 (OT)
N.Y. Jets	1-1	'86 AFC Wild Card	L, 15-35
Oak/LA Raiders	2-1	'91 AFC First Round	W, 10-6
Pittsburgh	1-1	'16 AFC Divisional	L, 16-18
San Diego	0-1	'92 AFC First Round	L, 0-17
San Francisco	1-0	Super Bowl LIV	W, 31-20
Tampa Bay	0-1	Super Bowl LV	L, 9-31





# ***TEAM STATS & SUMMARIES***





# Won 3, Lost 0

8/14/2021	W	19 - 16	at San Francisco 49ers
8/20/2021	W	17 - 10	at Arizona Cardinals
8/27/2021	W	28 - 25	Minnesota Vikings

	Kansas City	Opponent
<b>Total First Downs</b>	<b>67</b>	<b>54</b>
Rushing	20	21
Passing	44	28
Penalty	3	5
3rd Down: Made/Att	17/41	13/41
3rd Down Pct.	41.5%	31.7%
4th Down: Made/Att	4/4	1/2
4th Down Pct.	100.0%	50.0%
<b>Possession Avg.</b>	<b>31:54</b>	<b>28:06</b>
<b>Total Net Yards</b>	<b>1111</b>	<b>1043</b>
Avg. Per Game	370.3	347.7
Total Plays	206	184
Avg. Per Play	5.4	5.7
<b>Net Yards Rushing</b>	<b>282</b>	<b>394</b>
Avg. Per Game	94.0	131.3
Total Rushes	74	74
<b>Net Yards Passing</b>	<b>829</b>	<b>649</b>
Avg. Per Game	276.3	216.3
Sacked/Yards Lost	7/32	12/81
Gross Yards	861	730
Attempts/Completions	125/86	98/60
Completion Pct.	68.8%	61.2%
Had Intercepted	4	3
<b>Punts/Average</b>	<b>14/47.4</b>	<b>17/48.4</b>
<b>Net Punting Avg.</b>	<b>43.8</b>	<b>40.9</b>
<b>Penalties/Yards</b>	<b>20/158</b>	<b>17/150</b>
<b>Fumbles/Ball Lost</b>	<b>1/1</b>	<b>6/2</b>
<b>Touchdowns</b>	<b>8</b>	<b>6</b>
Rushing	1	3
Passing	7	2
Returns	0	1

Score By Periods	Q1	Q2	Q3	Q4	OT	Pts
Team	24	14	17	9	0	64
Opponents	9	3	10	29	0	51

Scoring	TD	Ru	Pa	Rt	PAT	FG	2Pt	Pts
H.Butker	0	0	0	0	7/8	3/4	0	16
M.Kemp	1	0	1	0	0/0	0/0	0	6
B.Pringle	1	0	1	0	0/0	0/0	0	6
M.Hardman	1	0	1	0	0/0	0/0	0	6
D.Gore	1	0	1	0	0/0	0/0	0	6
S.Buechele	1	1	0	0	0/0	0/0	0	6
J.McKinnon	1	0	1	0	0/0	0/0	0	6
B.Bell	1	0	1	0	0/0	0/0	0	6
T.Hill	1	0	1	0	0/0	0/0	0	6
<b>Team</b>	<b>8</b>	<b>1</b>	<b>7</b>	<b>0</b>	<b>7/8</b>	<b>3/4</b>	<b>0</b>	<b>64</b>
<b>Opponents</b>	<b>6</b>	<b>3</b>	<b>2</b>	<b>1</b>	<b>4/5</b>	<b>3/4</b>	<b>1</b>	<b>51</b>

2-Pt. Conversions: Team 0/0, Opponents: 1/1

Sacks: T.Ward 3.0, C.Jones 2.0, A.Hitchens 2.0, D.Bootle 1.0, T.Wharton 1.0, O.Cobb 1.0, D.Harris 1.0, J.Reed 1.0 **Team: 12.0, Opponents: 7.0**

Rushing	No.	Yds	Avg	Long	TD
D.Gore	18	86	4.8	19	0
D.Thompson	15	72	4.8	13	0
J.McKinnon	10	46	4.6	10	0
C.Edwards-Helaire	7	29	4.1	10	0
S.Buechele	10	18	1.8	13	1
P.Mahomes	2	10	5.0	5	0
D.Williams	4	8	2.0	4	0
M.Hardman	1	8	8.0	8	0
D.Robinson	1	5	5.0	5	0
E.McGuire	1	3	3.0	3	0
M.Burton	1	2	2.0	2	0
A.Gordon	4	-5	-1.3	-1	0
<b>Team</b>	<b>74</b>	<b>282</b>	<b>3.8</b>	<b>19</b>	<b>1</b>
<b>Opponents</b>	<b>74</b>	<b>394</b>	<b>5.3</b>	<b>34</b>	<b>3</b>

Receiving	No.	Yds	Avg	Long	TD
D.Fountain	10	118	11.8	41	0
B.Pringle	7	84	12.0	41	1
M.Kemp	6	87	14.5	36	1
D.Gore	6	82	13.7	56t	1
J.Fortson	6	60	10.0	19	0
J.McKinnon	6	46	7.7	16	1
D.Thompson	6	25	4.2	8	0
N.Gray	5	46	9.2	23	0
T.Kelce	4	47	11.8	28	0
D.Robinson	4	40	10.0	20	0
M.Hardman	4	39	9.8	17t	1
C.Powell	4	34	8.5	13	0
M.Ffrench	3	13	4.3	13	0
T.Hill	2	40	20.0	35t	1
E.McGuire	2	27	13.5	22	0
D.Schoen	2	16	8.0	13	0
C.Edwards-Helaire	2	15	7.5	10	0
M.Burton	2	13	6.5	7	0
G.Dieter	1	8	8.0	8	0
D.Williams	1	8	8.0	8	0
D.Shepherd	1	5	5.0	5	0
B.Bell	1	5	5.0	5t	1
C.Williams	1	3	3.0	3	0
<b>Team</b>	<b>86</b>	<b>861</b>	<b>10.0</b>	<b>56t</b>	<b>7</b>
<b>Opponents</b>	<b>60</b>	<b>730</b>	<b>12.2</b>	<b>80t</b>	<b>2</b>

Interceptions	No.	Yds	Avg	Long	TD
A.Watts	2	33	16.5	21	0
J.Thornhill	1	0	0.0	0	0
<b>Team</b>	<b>3</b>	<b>33</b>	<b>11.0</b>	<b>21</b>	<b>0</b>
<b>Opponents</b>	<b>4</b>	<b>23</b>	<b>5.8</b>	<b>13</b>	<b>1</b>

Punting	No	Yds	Avg	Net	TB	In	Lg	B
T.Townsend	14	663	47.4	43.8	2	8	66	0
<b>Team</b>	<b>14</b>	<b>663</b>	<b>47.4</b>	<b>43.8</b>	<b>2</b>	<b>8</b>	<b>66</b>	<b>0</b>
<b>Opponents</b>	<b>17</b>	<b>823</b>	<b>48.4</b>	<b>40.9</b>	<b>1</b>	<b>4</b>	<b>60</b>	<b>0</b>

Punt Returns	Ret	FC	Yds	Avg	Long	TD
D.Shepherd	3	3	44	14.7	16	0
M.Hughes	3	1	36	12.0	13	0
G.Dieter	2	0	23	11.5	13	0
D.Robinson	2	0	5	2.5	5	0
M.Hardman	0	1	0	0.0	0	0
<b>Team</b>	<b>10</b>	<b>5</b>	<b>108</b>	<b>10.8</b>	<b>16</b>	<b>0</b>
<b>Opponents</b>	<b>4</b>	<b>6</b>	<b>10</b>	<b>2.5</b>	<b>6</b>	<b>0</b>

Kickoff Returns	No.	Yds	Avg	Long	TD
D.Shepherd	2	46	23.0	28	0
J.McKinnon	2	45	22.5	23	0
M.Hughes	1	40	40.0	40	0
D.Thompson	1	37	37.0	37	0
M.Ffrench	1	26	26.0	26	0
D.Fountain	1	21	21.0	21	0
B.Pringle	1	15	15.0	15	0
<b>Team</b>	<b>9</b>	<b>230</b>	<b>25.6</b>	<b>40</b>	<b>0</b>
<b>Opponents</b>	<b>11</b>	<b>219</b>	<b>19.9</b>	<b>43</b>	<b>0</b>

Field Goals	1-19	20-29	30-39	40-49	50+
H.Butker	0/0	1/1	0/0	1/1	1/2
<b>Team</b>	<b>0/0</b>	<b>1/1</b>	<b>0/0</b>	<b>1/1</b>	<b>1/2</b>
<b>Opponents</b>	<b>0/0</b>	<b>2/2</b>	<b>1/1</b>	<b>0/0</b>	<b>0/1</b>

Fumbles Lost: S.Buechele 1 **Total: 1**

Opponent Fumble Recoveries: J.Kaindoh 1, D.Bootle 1 **Total: 2**

Passing	Att	Cmp	Yds	Cmp%	Yds/Att	TD	TD%	Int	Int%	Long	Sack	Lost	Rating
S.Buechele	55	37	422	67.3%	7.7	3	5.5%	2	3.6%	56t	6/	32	93.2
P.Mahomes	29	19	199	65.5%	6.9	2	6.9%	1	3.4%	35t	0/	0	93.9
A.Gordon	24	18	121	75.0%	5.0	0	0.0%	0	0.0%	16	0/	0	85.6
C.Henne	17	12	119	70.6%	7.0	2	11.8%	1	5.9%	41	1/	0	104.8
<b>Team</b>	<b>125</b>	<b>86</b>	<b>861</b>	<b>68.8%</b>	<b>6.9</b>	<b>7</b>	<b>5.6%</b>	<b>4</b>	<b>3.2%</b>	<b>56t</b>	<b>7/</b>	<b>32</b>	<b>93.5</b>
<b>Opponents</b>	<b>98</b>	<b>60</b>	<b>730</b>	<b>61.2%</b>	<b>7.4</b>	<b>2</b>	<b>2.0%</b>	<b>3</b>	<b>3.1%</b>	<b>80t</b>	<b>12/</b>	<b>81</b>	<b>78.2</b>



**2021 PRESEASON KANSAS CITY CHIEFS DEFENSIVE STATS  
(THROUGH WEEK 4)**

PO S.	PLAYER	SOLO	ASST.	TOTAL	TFL	SACKS/YDS.	PR	FR	FF	INT./YDS.	PD
DE	T. Ward	8	1	9	2	3.0/20.0	3	0	1	0/0	0
DB	D. Bootle	7	2	9	1	1.0/10.0	1	1	0	0/0	1
DE	A. Edwards	6	3	9	1	0.0/0.0	1	0	0	0/0	0
DB	Z. Anderson	4	4	8	0	0.0/0.0	1	0	0	0/0	0
LB	N. Bolton	6	1	7	0	0.0/0.0	0	0	0	0/0	0
DT	T. Clark	5	2	7	0	0.0/0.0	0	0	0	0/0	0
CB	L. Sneed	5	2	7	0	0.0/0.0	0	0	0	0/0	1
LB	A. Hitchens	4	3	7	2	2.0/11.0	1	0	0	0/0	0
DB	D. Key	4	3	7	0	0.0/0.0	0	0	0	0/0	1
LB	O. Cobb	5	1	6	1	1.0/7.0	1	0	0	0/0	0
CB	D. Baker	5	0	5	0	0.0/0.0	0	0	0	0/0	4
LB	R. Cole	4	1	5	0	0.0/0.0	0	0	0	0/0	0
LB	E. Smith	4	1	5	0	0.0/0.0	0	0	0	0/0	1
S	A. Watts	4	1	5	0	0.0/0.0	0	0	0	2/33	2
DB	M. Character	3	2	5	0	0.0/0.0	0	0	0	0/0	1
CB	C. Lammons	3	2	5	0	0.0/0.0	0	0	0	0/0	0
S	J. Thornhill	3	2	5	0	0.0/0.0	0	0	0	1/0	1
LB	D. Harris	2	3	5	1	1.0/6.0	1	0	0	0/0	0
DE	J. Kaindoh	4	0	4	1	0.0/0.0	0	1	0	0/0	0
DE	M. Danna	3	1	4	1	0.0/0.0	0	0	0	0/0	0
DT	C. Jones	3	1	4	1	2.0/18.0	2	0	1	0/0	1
DT	K. Saunders	3	1	4	0	0.0/0.0	0	0	0	0/0	0
CB	C. Ward	3	1	4	1	0.0/0.0	0	0	0	0/0	0
LB	W. Gay	1	3	4	0	0.0/0.0	0	0	0	0/0	0
LB	B. Niemann	2	1	3	0	0.0/0.0	0	0	0	0/0	0
CB	M. Hughes	1	2	3	0	0.0/0.0	0	0	1	0/0	2
DE	D. Harris	0	3	3	0	0.0/0.0	1	0	0	0/0	0
CB	B. Keyes	2	0	2	0	0.0/0.0	0	0	0	0/0	0
S	D. Sorensen	2	0	2	0	0.0/0.0	0	0	0	0/0	0
CB	R. Fenton	1	1	2	0	0.0/0.0	0	0	0	0/0	2
DE	A. Okafor	1	1	2	0	0.0/0.0	1	0	0	0/0	0
DB	W. Parks	1	1	2	0	0.0/0.0	0	0	0	0/0	0
DT	J. Reed	1	1	2	1	1.0/1.0	1	0	0	0/0	0
DE	T. Charlton	1	0	1	0	0.0/0.0	0	0	0	0/0	0
DB	M. Patterson	1	0	1	0	0.0/0.0	0	0	0	0/0	0
DT	T. Wharton	1	0	1	0	1.0/8.0	0	0	1	0/0	0
LB	D. O'Daniel	0	1	1	0	0.0/0.0	0	0	1	0/0	0
DB	R. Clemons	0	0	0	0	0.0/0.0	0	0	0	0/0	1
<b>TOTALS</b>		<b>113</b>	<b>52</b>	<b>165</b>	<b>13</b>	<b>12.0/81.0</b>	<b>14</b>	<b>2</b>	<b>5</b>	<b>3/33</b>	<b>18</b>

**2021 PRESEASON CHIEFS SPECIAL TEAMS  
STATS**

POS.	PLAYER	TKLS.	ASST.	TOTAL
DB	Anderson, Zayne	2	0	2
DB	Clemons, Rodney	2	0	2
LB	Niemann, Ben	2	0	2
DB	Parks, Will	1	1	2
FB	Burton, Michael	1	0	1
WR	Dieter, Gehrig	1	0	1
WR	Fountain, Daurice	1	0	1

**DEFENSIVE SCORES**

INT (0)  
FR (0)  
Safety (0)  
FR (0)

**SPECIAL TEAMS BIG PLAYS**

DE	Kaindoh, Joshua	1	0	1
WR	Kemp, Marcus	1	0	1
RB	McKinnon, Jerick	1	0	1
TE	Fortson, Jody	0	1	1
CB	Keyes, BoPete	0	1	1
WR	Schoen, Dalton	0	1	1
<b>TOTALS</b>		<b>13</b>	<b>4</b>	<b>17</b>

Preseason defensive and special teams statistics are based on press box statistics.





# KANSAS CITY CHIEFS VS. SAN FRANCISCO 49ERS



## POSTGAME NOTES

Aug. 14, 2021

**NEW FACES STARTING ON BOTH SIDES OF THE BALL:** Eight players new to the Chiefs in 2021 got the start in tonight's contest. That number included four rookies, as well as new faces at all five spots on the offensive line. The four rookies making their debut in the starting lineup were: OL Creed Humphrey at center, G Trey Smith at right guard, T Lucas Niang at right tackle and LB Nick Bolton on defense. On offense, veterans FB Michael Burton, G Joe Thuney and LT Orlando Brown all made their initial appearance in a Chiefs uniform, while DT Jarran Reed started on the defensive line in tonight's game.

**JONES BRINGS DOWN ROOKIE QUARTERBACK:** DL Chris Jones dropped San Francisco rookie QB Trey Lance for a seven-yard loss in the first quarter of the game. Jones owns 40.5 career sacks (-286.0 yards) in the regular season. Jones finished the game with two tackles (one solo), including one tackle for loss, to go with one QB pressure and his 1.0 sack.

**COBB REGISTERS SACK:** LB Omari Cobb sacked San Francisco QB Trey Lance for a seven-yard loss in the second quarter of today's game. Cobb finished the game with three tackles (two solo), including one for loss, to go with one QB pressure and 1.0 sack.

**WARD TALLIES A PAIR OF SACKS:** DE Tim Ward registered 2.0 sacks (-17.0 yards) in tonight's game, first dropping 49ers QB Trey Lance for a nine-yard loss in the second quarter and then sacking San Francisco QB Josh Rosen for an eight-yard loss on the final play of the game. Ward owns one career NFL sack for a seven-yard loss. Ward recorded five tackles (four solo), including two for loss, to go with two QB pressures and the 2.0 sacks.

**WHARTON GETS IN ON THE ACTION:** DT Tershawn Wharton sacked San Francisco QB Trey Lance for an eight-yard loss and forced a fumble that was eventually recovered by the 49ers. In his rookie season in 2020, Wharton recorded 2.0 sacks (1.0 vs. the New York Jets on 11/1 and 1.0 at Miami on 12/13). He also registered a forced fumble vs. Denver (12/6). He added one solo tackle in the game.

**PRINGLE HAULS IT IN:** Chiefs WR Byron Pringle scored the team's first touchdown of the preseason on a five-yard pass from QB Chad Henne, giving the Chiefs a 7-0 lead in the first quarter. He finished the game with two receptions for 10 yards, including the touchdown. Pringle owns two receiving touchdowns for his career. Pringle finished with 13 receptions for 160 yards and one touchdown in 2020.

**TOWNSEND FINDS THE COFFIN CORNER:** P Tommy Townsend booted seven punts for 374 yards (53.4 avg., 49.1 net) in today's game, with four inside the 20 and one that went out of bounds at the 1-yard line.

**WATTS GRABS INTERCEPTION:** S Armani Watts intercepted a San Francisco QB Josh Rosen pass in the third quarter of today's game and returned it 12 yards. Watts finished with two tackles (one solo) to go with a pass defended and the interception.

**O'DANIEL AND BOOTLE COMBINE FOR TAKEAWAY:** LB Dorian O'Daniel forced a RB JaMycal Hasty fumble that was recovered by DB Dicaprio Bootle. Bootle finished with two solo tackles and the fumble recovery, while O'Daniel recorded a tackle to go with the forced fumble.

**BUTKER CONNECTS ON PAIR OF FIELD GOALS:** K Harrison Butker connected on field goals of 52 yards and 46 yards in today's game and added an extra point to finish the game with seven points. Butker owns 549 career points in the regular season, ranking third in Chiefs history.

**BUECHELE RUNS IN FOR GO-AHEAD SCORE:** Rookie QB Shane Buechele posted a one-yard touchdown run to cap a nine-play, 68-yard drive to give the Chiefs a 19-16 lead in the fourth quarter. He finished the game completing 8-of-11 passing (72.7%) for 76 yards to go with three carries for 13 yards and the rushing touchdown.



# KANSAS CITY CHIEFS VS. ARIZONA CARDINALS



## POSTGAME NOTES

Aug. 20, 2021

**HITCHENS RECORDS SACK:** LB Anthony Hitchens recorded a two-yard sack of Cardinals QB Kyler Murray in the game's first quarter. Hitchens finished the game with one solo tackle for loss to go along with the sack. Hitchens owns 5.5 career sacks in the regular season (-57.0 yards).

**JONES RECORDS SACK-STRIP:** DL Chris Jones recorded a sack-and-strip of Arizona QB Kyler Murray in the first quarter of tonight's game, dropping the quarterback for an 11-yard loss. Jones finished the game with two solo tackles, one pass defended and one QB pressure to go with the sack and forced fumble. Jones owns 40.5 career sacks in the regular season (-286.0 yards) as well as nine career forced fumbles.

**THOMPSON RUNS WILD:** Chiefs RB Darwin Thompson ran for 49 yards on eight attempts, averaging 6.1 yards a carry, also adding two catches for seven yards in the Chiefs 17-10 win over the Arizona Cardinals. Thompson has 225 total rush yards and two rushing touchdowns along with 108 receiving yards and one receiving touchdown in his career.

**DEFENSE COMES OUT STOUT IN 1<sup>ST</sup> QUARTER:** The Chiefs defense forced three straight three-and-outs to start the game with Cardinals QB Kyler Murray playing in the first three series. Kansas City's defense allowed zero total net yards through the Arizona's first three drives, adding three tackles for a loss, including 2.0 sacks for a total of -12 yards.

**REED TAKES DOWN MCCOY:** DT Jarran Reed sacked Arizona QB Colt McCoy for a one-yard loss in the second quarter of tonight's game. Reed finished the game with one solo tackle for loss to go with the sack and one quarterback pressure. Reed owns 22.0 career sacks in the regular season (-139.0 yards).

**HARDMAN HAULS IN TOUCHDOWN:** WR Mecole Hardman caught a 17-yard touchdown pass from QB Chad Henne to give the Chiefs the 10-0 lead with less than two minutes to play in the game's first quarter. Hardman finished the night with four receptions for 39 yards to go with his touchdown.

**HENNE AND PRINGLE CONNECT ON LONG PASS:** QB Chad Henne threw a 41-yard pass to WR Byron Pringle with less than two minutes left, setting up the game's first touchdown. Pringle finished the game with four receptions and a team-high 63 receiving yards. Henne completed 6-of-8 passes for 82 yards with the touchdown.

**THORNHILL CREATES TURNOVER TO THWART SCORING OPPORTUNITY:** S Juan Thornhill intercepted an Arizona QB Colt McCoy pass in the end zone with less than a minute to play in the first half, stopping a potential Cardinals scoring drive. Thornhill owns four career interceptions in the regular season, returning them for 66 total yards and one touchdown. He finished the game with two tackles (one solo) to go with one pass defended and the interception.

**BOOTLE REGISTERS QUARTERBACK TAKEDOWN:** Rookie DB Dicaprio Bootle recorded a 10-yard sack of Arizona QB Chris Streveler in the fourth quarter of today's game. It marked the team's fifth sack of the game. Bootle finished the game with two solo tackles, including one for a loss and a QB pressure to go with the sack.

**BUECHELE RACKS UP YARDS, THROWS TOUCHDOWN:** Rookie QB Shane Buechele completed 9-of-11 passes for a team-high 115 yards with a touchdown in today's game.

**GORE LEADS TEAM IN RUSHING:** RB Derrick Gore registered eight carries for a game-high 54 yards.

**FOUNTAIN MAKES MOST OF HIS RECEPTIONS:** WR Daurice Fountain was targeted three times in tonight's game, catching all three passes for 54 yards (18.0 avg.), including a 41-yard grab. His 41-yard reception tied teammate Byron Pringle for the game's longest reception.

**OFFENSIVE LINE KEEPS THE QUARTERBACKS CLEAN:** The Chiefs did not allow a single sack in tonight's game.





## KANSAS CITY CHIEFS VS. MINNESOTA VIKINGS



### POSTGAME NOTES

Aug. 27, 2021

**CHIEFS GO UNDEFEATED IN PRESEASON:** With tonight's 28-25 victory over the Vikings, the Chiefs finished the 2021 preseason with a perfect 3-0 record. This marks the fifth time in franchise history (1960, 6-0; 1966, 4-0; 1969, 6-0; 2015, 4-0) that the Chiefs have gone undefeated in the preseason, and just the second time in the past 52 seasons that they've accomplished the feat.

**MAHOMES LOGS PERFECT PASSER RATING:** Chiefs QB Patrick Mahomes completed 8-of-9 passes (88.9%) for 117 yards and two touchdowns in tonight's contest, good for a perfect passer rating of 158.3. In 46-career regular season starts, Mahomes has had 28 games with a 100.0+ passer rating (min. 20 attempts), good for the third-most such games in franchise history, trailing only QB Alex Smith (29) and PFHOF QB Len Dawson (30).

**BELL FINDS WAY INTO ENDZONE:** TE Blake Bell caught a five-yard touchdown pass from QB Patrick Mahomes to give the Chiefs a 14-3 lead in the first quarter. Bell owns 49 receptions for 534 yards in his regular season career.

**HITCHENS SACKS COUSINS:** LB Anthony Hitchens gave the Chiefs their first sack of tonight's game, dropping Vikings QB Kirk Cousins for a loss of nine yards. He finished tonight's game with two solo tackles, including one for loss. He recorded a sack in last week's preseason game against Arizona where he took down Cardinals QB Kyler Murray for a loss of two yards. Hitchens owns a total of 5.5 career sacks in the regular season (-57.0 yards).

**BUECHELE STACKS YARDS AND TOUCHDOWNS:** Rookie QB Shane Buechele completed 20-of-33 passes for 231 yards including two touchdowns. The first touchdown was a 23-yard strike in the second quarter to WR Marcus Kemp. In the third quarter, Buechele found RB Derrick Gore for a 56-yard catch-and-run score.

**KEMP FINDS THE ENDZONE:** WR Marcus Kemp hauled in a 23-yard touchdown pass from rookie QB Shane Buechele to give the Chiefs a 21-3 lead with 0:26 remaining in the first half. Kemp finished the game with three receptions for 41 yards and one score.

**WATTS GRABS INTERCEPTION:** S Armani Watts intercepted Vikings QB Kellen Mond in the third quarter of Friday night's game and returned it 21 yards. Watts also intercepted a San Francisco QB Josh Rosen pass in the Chiefs first preseason matchup against the 49ers. Watts finished with three solo tackles and a pass defended to go along with the interception.

**GORE SURPASSES CENTURY MARK IN GAME:** RB Derrick Gore finished the game with more than 100 scrimmage yards, leading the Chiefs in both rushing and receiving. He had six carries for 26 yards (4.3 avg.) and hauled in a team-high five receptions for 80 yards (16.0 avg.) with a 56-yard touchdown reception.

**WARD AND KAINDOH COMBINE FOR TAKEAWAY:** DE Tim Ward sacked Minnesota QB Kellen Mond for a three-yard loss and forced a fumble. Rookie DE Joshua Kaindoh recovered the fumble for the Chiefs. Ward owns one career sack (-7.0 yards) in the regular season and finished tonight's game with three solo tackles and a QB pressure to go with the sack and forced fumble. Kaindoh finished the game with two solo tackles to go with the fumble recovery.

WON 14, LOST 2										* RUSHING		No.	Yds	Avg	Long	TD
09/10 W	34-20	Houston	15,895	Edwards-Helaire						181	803	4.4	31	4		
09/20 W	23-20 OT	at L.A. Chargers		Bell LG						82	328	4.0	16	2		
09/28 W	34-20	at Baltimore		Bell TM						63	254	4.0	16	2		
10/05 W	26-10	New England	12,729	Mahomes						62	308	5.0	24	2		
10/11 L	32-40	Las Vegas	13,311	Darre. Williams						39	169	4.3	13t	1		
10/19 W	26-17	at Buffalo		T. Hill						13	123	9.5	32t	2		
10/25 W	43-16	at Denver	5,314	D. Thompson						27	97	3.6	14	1		
11/01 W	35- 9	N.Y. Jets	11,932	Hardman						4	31	7.8	20	0		
11/08 W	33-31	Carolina	12,073	Sherman						3	8	2.7	6	0		
11/22 W	35-31	at Las Vegas		Washington TM						3	5	1.7	3	0		
11/29 W	27-24	at Tampa Bay	15,950	Watkins						1	3	3.0	3	0		
12/06 W	22-16	Denver	12,578	Henne						7	-2	- .3	1t	1		
12/13 W	33-27	at Miami	13,057	TEAM						403	1799	4.5	32t	13		
12/20 W	32-29	at New Orleans	3,000	OPPONENTS						433	1954	4.5	65	14		
12/27 W	17-14	Atlanta	13,470	* RECEIVING						No.	Yds	Avg	Long	TD		
01/03 L	21-38	L.A. Chargers	13,240	Kelce						105	1416	13.5	45	11		
		K.C.	Opp.	T. Hill						87	1276	14.7	75t	15		
TOTAL FIRST DOWNS				397	353	Robinson				45	466	10.4	28	3		
Rushing				110	113	Hardman				41	560	13.7	49t	4		
Passing				255	202	Watkins				37	421	11.4	37	2		
Penalty				32	38	Edwards-Helaire				36	297	8.3	26	1		
3rd Down: Made/Att				95/194	77/188	Darre. Williams				18	116	6.4	15	0		
3rd Down Pct.				49.0	41.0	Bell LG				16	138	8.6	30	0		
4th Down: Made/Att				9/16	13/20	Bell TM				13	99	7.6	18	0		
4th Down Pct.				56.3	65.0	Pringle				13	160	12.3	37	1		
POSSESSION AVG.				30:16	29:44	D. Thompson				7	65	9.3	37	1		
TOTAL NET YARDS				6653	5733	Yelder				7	36	5.1	12	0		
Avg. Per Game				415.8	358.3	Keizer				6	63	10.5	22	0		
Total Plays				1057	1022	Kemp TM				1	11	11.0	11	0		
Avg. Per Play				6.3	5.6	Dieter				1	10	10.0	10	0		
NET YARDS RUSHING				1799	1954	Sherman				1	5	5.0	5t	1		
Avg. Per Game				112.4	122.1	Fisher				1	2	2.0	2t	1		
Total Rushes				403	433	Washington TM				1	2	2.0	2	0		
NET YARDS PASSING				4854	3779	TEAM				420	5005	11.9	75t	40		
Avg. Per Game				303.4	236.2	OPPONENTS				349	3968	11.4	72t	29		
Sacked/Yards Lost				24/151	32/189	* INTERCEPTIONS				No.	Yds	Avg	Long	TD		
Gross Yards				5005	3968	Mathieu				6	70	11.7	25t	1		
Att./Completions				630/420	557/349	Sorensen				3	67	22.3	50t	1		
Completion Pct.				66.7	62.7	Sneed				3	42	14.0	39	0		
Had Intercepted				7	16	Breeland				2	29	14.5	29	0		
PUNTS/AVERAGE				52/45.0	57/46.4	Fenton				1	31	31.0	31	0		
NET PUNTING AVG.				52/40.4	57/43.2	Thornhill				1	20	20.0	20	0		
PENALTIES/YARDS				105/919	97/760											



* PASSING	Att	Cmp	Yds	Cmp%	Yds/Att	TD	TD%	Int	Int%	Long	Sack/Lost	Rating
Mahomes	588	390	4740	66.3	8.06	38	6.5	6	1.0	75t	22/ 147	108.2
Henne	38	28	248	73.7	6.53	2	5.3	0	0.0	37	2/ 4	108.2
Kelce	2	1	4	50.0	2.00	0	0.0	0	0.0	4	0/ 0	56.3
T. Townsend	1	1	13	100.0	13.00	0	0.0	0	0.0	13	0/ 0	118.8
Watkins	1	0	0	0.0	0.00	0	0.0	1	100.0	---	0/ 0	0.0
TEAM	630	420	5005	66.7	7.94	40	6.3	7	1.1	75t	24/ 151	107.3
OPPONENTS	557	349	3968	62.7	7.12	29	5.2	16	2.9	72t	32/ 189	89.4

# DEFENSIVE STATS

## 2020 REGULAR SEASON KANSAS CITY CHIEFS DEFENSIVE STATS (THROUGH WEEK 17)

POS.	PLAYER	SOLO	ASST.	TOTAL	TFL	SACKS/YDS.	PR	FR	FF	INT./YDS.	PD
S	D. Sorensen	68	23	91	2	0.0/0.0	4	0	2	3/67	5
LB	A. Hitchens	44	34	78	2	0.0/0.0	4	0	0	0/0	1
LB	D. Wilson	43	28	71	3	0.0/0.0	0	0	1	0/0	1
S	T. Mathieu	48	15	63	3	0.0/0.0	2	1	0	6/70	9
CB	C. Ward	38	12	50	1	1.0/9.0	3	0	0	0/0	6
DT	D. Nnadi	23	24	47	0	0.0/0.0	1	0	0	0/0	0
LB	B. Niemann	29	14	43	3	1.0/8.0	3	2	1	0/0	0
S	J. Thornhill	33	8	41	0	0.0/0.0	1	0	0	1/20	3
CB	L. Sneed	30	9	39	2	2.0/19.0	3	0	0	3/42	7
CB	B. Breeland	30	8	38	1	0.0/0.0	0	1	1	2/29	9
LB	W. Gay	27	10	37	3	1.0/1.0	1	0	1	0/0	3
DT	C. Jones	24	12	36	3	7.5/28.0	28	0	2	0/0	4
CB	R. Fenton	27	7	34	1	0.0/0.0	0	0	0	1/31	7
DE	F. Clark	21	8	29	8	6.0/49.0	15	1	0	0/0	2
DE	T. Kpassagnon	20	8	28	2	1.0/3.0	4	0	0	0/0	3
DT	M. Pennel	13	15	28	0	0.0/0.0	1	0	0	0/0	0
DT	T. Wharton	14	13	27	4	2.0/13.0	4	1	1	0/0	0
DE	M. Danna	17	9	26	4	2.5/22.5	6	0	0	0/0	0
DE	A. Okafor	9	7	16	1	3.0/7.5	10	0	1	0/0	0
S	A. Watts	12	2	14	0	0.0/0.0	0	0	0	0/0	1
LB	D. Harris	11	3	14	0	0.0/0.0	0	1	0	0/0	1
S	T. Thompson	9	2	11	0	0.0/0.0	0	0	0	0/0	0
CB	A. Hamilton	6	1	7	0	0.0/0.0	1	0	0	0/0	1
CB	B. Keyes	6	1	7	0	0.0/0.0	0	0	0	0/0	0
DE	T. Charlton	4	3	7	1	2.0/6.0	4	0	1	0/0	0
DE	T. Ward	5	0	5	1	1.0/7.0	2	0	0	0/0	0
CB	D. Baker	4	1	5	1	1.0/11.0	1	0	0	0/0	1
DT	K. Saunders	3	0	3	0	0.0/0.0	0	0	0	0/0	0
DE	D. Harris	1	2	3	0	0.0/0.0	0	0	0	0/0	0
LB	D. O'Daniel	2	0	2	1	1.0/5.0	1	0	0	0/0	0
LB	O. Cobb	1	0	1	0	0.0/0.0	0	0	0	0/0	0

**TOTALS** 622 279 901 47 32.0/189.0 99 7 11 16/259 64

## 2020 REGULAR SEASON CHIEFS SPECIAL TEAMS STATS

POS.	PLAYER	TKLS.	ASST.	TOTAL
LB	O'Daniel, Dorian	5	2	7
CB	Hamilton, Antonio	3	2	5
TE	Keizer, Nick	2	2	4
S	Watts, Armani	3	0	3
LB	Wilson, Damien	3	0	3
WR	Kemp, Marcus	2	1	3
LS	Winchester, James	2	1	3
LB	Gay, Willie	2	0	2
WR	Pringle, Byron	2	0	2
RB	Thompson, Darwin	2	0	2
S	Thompson, Tedric	2	0	2
K	Butker, Harrison	1	0	1
CB	Keyes, BoPete	1	0	1
FB	Sherman, Anthony	1	0	1
CB	Fenton, Rashad	0	1	1
LB	Niemann, Ben	0	1	1
<b>TOTALS</b>		<b>31</b>	<b>10</b>	<b>41</b>

## DEFENSIVE SCORES

**INT (2)** (8:57) (Shotgun) J.Stidham pass short left intended for J.Edelman INTERCEPTED by T.Mathieu at NE 25. T.Mathieu for 25 yards. **vs. NE (10/05/20)**

(9:28) (Shotgun) D.Lock pass short right intended for N.Fant INTERCEPTED by D.Sorensen [A.Hitchens] at 50. D.Sorensen for 50 yards. @ **DEN (10/25/20)**

**FR (0)**

**Safety (1)** (6:58) (Shotgun) T.Tagovailoa sacked in End Zone for -6 yards, SAFETY (C.Jones). @ **MIA (12/13/20)**

## SPECIAL TEAMS BIG PLAYS

**FR (0)**

**TD (2)** (13:04) M.Haack punts 37 yards to KC 33, Center-B.Ferguson. M.Hardman for 67 yards. @ **MIA (12/13/20)**  
B.McManus kicks 67 yards from DEN 35 to KC -2. B.Pringle for 102 yards. @ **DEN (10/25/20)**

Regular Season defensive and special teams statistics are based on press box statistics.

* PASSING	Att	Cmp	Yds	Cmp%	Yds/Att	TD	TD%	Int	Int%	Long	Sack/Lost	Rating
Mahomes	117	76	850	65.0	7.26	4	3.4	2	1.7	71	4/ 27	90.8
Henne	8	6	66	75.0	8.25	0	0.0	1	12.5	24	1/ 6	59.4
TEAM	125	82	916	65.6	7.33	4	3.2	3	2.4	71	5/ 33	88.0
OPPONENTS	114	72	692	63.2	6.07	6	5.3	2	1.8	34	6/ 67	90.2





## WEEK 1:

## Chiefs 34, Texans 20

September 10, 2020 • Arrowhead Stadium • 15,895



<b>Houston Texans</b> .....	<b>7</b>	<b>0</b>	<b>0</b>	<b>13</b>	<b>—</b>	<b>20</b>
<b>Kansas City Chiefs</b> .....	<b>0</b>	<b>17</b>	<b>7</b>	<b>10</b>	<b>—</b>	<b>34</b>

**HOU** — Da.Johnson 19 yd. run (K.Fairbairn kick) (9-80, 5:12)  
**KC** — T.Kelce 6 yd. pass from P.Mahomes (H.Butker kick) (11-75, 5:41)  
**KC** — S.Watkins 2 yd. pass from P.Mahomes (H.Butker kick) (16-91, 9:04)  
**KC** — H.Butker 29 yd. Field Goal (4-48, 0:25)  
**KC** — C.Edwards-Helaire 27 yd. run (H.Butker kick) (7-75, 4:07)  
**KC** — T.Hill 3 yd. pass from P.Mahomes (H.Butker kick) (6-17, 2:50)  
**HOU** — J.Akins 19 yd. pass from D.Watson (pass failed) (10-75, 4:10)  
**HOU** — D.Watson 1 yd. run (K.Fairbairn kick) (7-65, 2:51)  
**KC** — H.Butker 19 yd. Field Goal (6-19, 2:08)

TEAM STATISTICS	TEXANS	CHIEFS
First Downs .....	21	28
Total Net Yards .....	360	369
Rushes/Net Yards .....	22/118	34/166
Net Passing .....	242	203
Pass Attempts/Completions .....	32/20	32/24
Had Intercepted .....	1	0
Sacked/Yards Lost .....	4/11	1/8
Punts/Average .....	3/41.0	3/45.3
Penalties/Yards .....	5/37	1/5
Fumbles/Lost .....	0/0	0/0
Possession Time .....	25:13	34:47

## RUSHING

**KC** — C. Edwards-Helaire 25-138, TD; D. Williams 7-23; S. Watkins 1-3; A. Sherman 1-2  
**HOU** — D. Johnson 11-77, TD; D. Watson 6-27, TD; D. Johnson 5-14

## RECEIVING

**KC** — S. Watkins 7-82, TD; T. Kelce 6-50, TD; T. Hill 5-46, TD; D. Robinson 3-20; D. Williams 2-7; M. Hardman 1-6  
**HOU** — W. Fuller V 8-112; J. Akins 2-39, TD; D. Johnson 3-32; R. Cobb 2-23; B. Cooks 2-20; D. Fells 2-19; D. Carter 1-8

## PASSING

**KC** — P. Mahomes 32-24-211, 3 TDs, 0 INT  
**HOU** — D. Watson 32-20-253, TD, 1 INT

## INTERCEPTIONS

**KC** — L. Sneed 1  
**HOU** — None

## SACKS

**KC** — C. Jones 1.5; F. Clark 1.0; D. O'Daniel 1.0; A. Okafor 0.5  
**HOU** — J. Martin 1.0

## FIELD GOALS

**KC** — H. Butker (29) (19)  
**HOU** — K. Fairbairn 51WR



## WEEK 2:

## Chiefs 23, Chargers 20

September 20, 2020 • SoFi Stadium • 0



<b>Kansas City Chiefs</b> .....	<b>0</b>	<b>6</b>	<b>3</b>	<b>11</b>	<b>3</b>	<b>—</b>	<b>23</b>
<b>Los Angeles Chargers</b> .....	<b>7</b>	<b>7</b>	<b>3</b>	<b>3</b>	<b>0</b>	<b>—</b>	<b>20</b>

**LAC** — J.Herbert 4 yd. run (M.Badgley kick) (8-79, 3:37)  
**KC** — T.Kelce 10 yd. pass from P.Mahomes (kick blocked) (10-73, 4:36)  
**LAC** — J.Guyton 14 yd. pass from J.Herbert (M.Badgley kick) (11-71, 6:21)  
**LAC** — M.Badgley 41 yd. Field Goal (12-57, 4:50)  
**KC** — H.Butker 58 yd. Field Goal (9-35, 4:56)  
**KC** — T.Hill 54 yd. pass from P.Mahomes (P.Mahomes-M.Hardman pass) (6-95, 2:31)  
**LAC** — M.Badgley 23 yd. Field Goal (17-82, 10:21)  
**KC** — H.Butker 30 yd. Field Goal (12-63, 2:27)  
**KC** — H.Butker 58 yd. Field Goal (13-39, 5:52)

TEAM STATISTICS	CHIEFS	CHARGERS
First Downs .....	23	28
Total Net Yards .....	414	479
Rushes/Net Yards .....	22/125	44/183
Net Passing .....	289	296
Pass Attempts/Completions .....	47/27	33/22
Had Intercepted .....	0	1
Sacked/Yards Lost .....	1/13	2/15
Punts/Average .....	5/44.2	3/43.7
Penalties/Yards .....	11/90	6/40
Fumbles/Lost .....	0/0	1/0
Possession Time .....	28:38	39:27

## RUSHING

**KC** — P. Mahomes 6-54; C. Edwards-Helaire 10-38; D. Thompson 4-21; T. Hill 1-9; M. Hardman 1-3  
**LAC** — A. Ekeler 16-93; J. Kelley 23-64; J. Herbert 4-18, TD; J. Reed 1-8

## RECEIVING

**KC** — T. Hill 5-99, TD; T. Kelce 9-90, TD; C. Edwards-Helaire 6-32; M. Hardman 2-30; D. Robinson 3-28; D. Williams 1-12; S. Watkins 1-11  
**LAC** — K. Allen 7-96; H. Henry 6-83; A. Ekeler 4-55; J. Kelley 2-49; M. Williams 2-14; J. Guyton 1-14, TD

## PASSING

**KC** — P. Mahomes 47-27-302, 2 TDs, 0 INT  
**LAC** — J. Herbert 33-22-311, TD, 1 INT

## INTERCEPTIONS

**KC** — L. Sneed 1  
**LAC** — None

## SACKS

**KC** — T. Charlton 1.0; M. Danna 1.0  
**LAC** — J. Bosa 1.0

## FIELD GOALS

**KC** — H. Butker (58) (30) (58)  
**LAC** — M. Badgley (41) (23)



## WEEK 3:

## Chiefs 34, Ravens 20

September 28, 2020 • M&amp;T Bank Stadium • 0



<b>Kansas City Chiefs</b> .....	<b>6</b>	<b>21</b>	<b>0</b>	<b>7</b>	<b>—</b>	<b>34</b>
<b>Baltimore Ravens</b> .....	<b>3</b>	<b>7</b>	<b>3</b>	<b>7</b>	<b>—</b>	<b>20</b>

**BAL** — J.Tucker 26 yd. Field Goal (11-67, 5:40)**KC** — P.Mahomes 3 yd. run (kick failed, wl) (6-75, 2:37)**KC** — A.Sherman 5 yd. pass from P.Mahomes (H.Butker kick) (13-68, 6:20)**BAL** — D.Duvernay 93 yd. kickoff return (J.Tucker kick) (0-0, 0:12)**KC** — T.Hill 20 yd. pass from P.Mahomes (H.Butker kick) (6-73, 3:26)**KC** — M.Hardman 49 yd. pass from P.Mahomes (H.Butker kick) (7-84, 2:51)**BAL** — J.Tucker 42 yd. Field Goal (12-55, 6:43)**BAL** — N.Boyle 5 yd. pass from L.Jackson (J.Tucker kick) (6-49, 3:02)**KC** — E.Fisher 2 yd. pass from P.Mahomes (H.Butker kick) (13-75, 6:41)**TEAM STATISTICS****CHIEFS****RAVENS**

First Downs .....	29	16
Total Net Yards .....	517	228
Rushes/Net Yards .....	31/132	21/158
Net Passing .....	385	70
Pass Attempts/Completions .....	42/31	28/15
Had Intercepted .....	0	0
Sacked/Yards Lost .....	0/0	4/27
Punts/Average .....	1/58.0	3/49.0
Penalties/Yards .....	6/38	6/45
Fumbles/Lost .....	1/1	3/1
Possession Time .....	33:56	26:04

**RUSHING****KC** — C. Edwards-Helaire 20-64; P. Mahomes 4-26, TD; T. Hill 2-25; D. Thompson 2-11; D. Williams 2-6; A. Sherman 1-(0)**BAL** — L. Jackson 9-83; G. Edwards 4-39; M. Ingram II 7-30; J. Dobbins 1-6**RECEIVING****KC** — T. Kelce 6-87; M. Hardman 4-81, TD; T. Hill 5-77, TD; C. Edwards-Helaire 5-70; S. Watkins 7-62; A. Sherman 1-5, TD; E. Fisher 1-2, TD; D. Williams 2-1**BAL** — J. Dobbins 4-38; M. Andrews 3-22; M. Brown 2-13; M. Boykin 1-8; D. Duvernay 2-7; N. Boyle 1-5, TD; W. Snead IV 2-4**PASSING****KC** — P. Mahomes 42-31-385, 4 TDs, 0 INT**BAL** — L. Jackson 28-15-97, TD, 0 INT**INTERCEPTIONS****KC** — None**BAL** — None**SACKS****KC** — C. Jones 2.0; F. Clark 1.0; B. Niemann 1.0**BAL** — None**FIELD GOALS****KC** — H. Butker 42WL**BAL** — J. Tucker (26) (42)

## WEEK 4:

## Chiefs 26, Patriots 10

October 5, 2020 • Arrowhead Stadium • 12,729



<b>New England Patriots</b> .....	<b>0</b>	<b>3</b>	<b>0</b>	<b>7</b>	<b>—</b>	<b>10</b>
<b>Kansas City Chiefs</b> .....	<b>6</b>	<b>0</b>	<b>7</b>	<b>13</b>	<b>—</b>	<b>26</b>

**KC** — H.Butker 23 yd. Field Goal (11-70, 4:52)**KC** — H.Butker 39 yd. Field Goal (8-75, 4:25)**NE** — N.Folk 43 yd. Field Goal (13-60, 5:20)**KC** — T.Hill 6 yd. pass from P.Mahomes (H.Butker kick) (7-85, 3:10)**NE** — N.Harry 4 yd. pass from J.Stidham (N.Folk kick) (6-75, 1:57)**KC** — M.Hardman 6 yd. pass from P.Mahomes (kick failed, wl) (9-75, 4:48)**KC** — T.Mathieu 25 yd. interception return (H.Butker kick)**TEAM STATISTICS****PATRIOTS****CHIEFS**

First Downs .....	21	19
Total Net Yards .....	357	323
Rushes/Net Yards .....	35/185	25/94
Net Passing .....	172	229
Pass Attempts/Completions .....	37/20	29/19
Had Intercepted .....	3	0
Sacked/Yards Lost .....	2/18	1/7
Punts/Average .....	3/52.3	4/60.8
Penalties/Yards .....	4/43	4/38
Fumbles/Lost .....	1/1	2/1
Possession Time .....	31:34	28:26

**RUSHING****KC** — C. Edwards-Helaire 16-64; P. Mahomes 8-28; D. Williams 1-2**NE** — D. Harris 17-100; R. Burkhead 11-45; J. White 3-21; B. Hoyer 1-8; I. Zuber 1-8; J. Stidham 2-3**RECEIVING****KC** — T. Kelce 3-70; T. Hill 4-64, TD; S. Watkins 4-43; M. Hardman 4-27, TD; C. Edwards-Helaire 3-27; D. Yelder 1-5**NE** — D. Byrd 5-80; J. White 7-38; J. Edelman 3-35; N. Harry 3-21, TD; G. Olszewski 1-11; R. Burkhead 1-5**PASSING****KC** — P. Mahomes 29-19-236, 2 TDs, 0 INT**NE** — B. Hoyer 24-15-130, 0 TDs, 1 INT; J. Stidham 13-5-60, TD, 2 INT**INTERCEPTIONS****KC** — R. Fenton 1; T. Mathieu 1; J. Thornhill 1**NE** — None**SACKS****KC** — T. Charlton 1.0; F. Clark 1.0**NE** — C. Winovich 1.0**FIELD GOALS****KC** — H. Butker (23) (39)**NE** — N. Folk (43)



## WEEK 5:

## Raiders 40, Chiefs 32

October 11, 2020 • Arrowhead Stadium • 13,311



<b>Las Vegas Raiders</b> .....	<b>3</b>	<b>21</b>	<b>0</b>	<b>16</b>	<b>—</b>	<b>40</b>
<b>Kansas City Chiefs</b> .....	<b>7</b>	<b>17</b>	<b>0</b>	<b>8</b>	<b>—</b>	<b>32</b>

LV — D.Carlson 38 yd. Field Goal (11-75, 5:49)

KC — P.Mahomes 3 yd. run (H.Butker kick) (9-88, 4:39)

KC — T.Hill 10 yd. run (H.Butker kick) (4-28, 1:05)

LV — N.Agholor 59 yd. pass from D.Carr (D.Carlson kick) (5-75, 2:41)

KC — S.Watkins 8 yd. pass from P.Mahomes (H.Butker kick) (7-75, 2:44)

LV — D.Waller 5 yd. pass from D.Carr (D.Carlson kick) (5-75, 2:40)

LV — H.Ruggs 72 yd. pass from D.Carr (D.Carlson kick) (3-80, 1:37)

KC — H.Butker 32 yd. Field Goal (12-58, 2:11)

LV — J.Jacobs 7 yd. run (kick failed, wl) (13-71, 8:01)

LV — D.Carlson 43 yd. Field Goal (10-45, 5:16)

LV — J.Jacobs 2 yd. run (D.Carlson kick) (1-2, 0:05)

KC — T.Kelce 7 yd. pass from P.Mahomes (P.Mahomes-D.Williams pass) (8-75, 1:29)

TEAM STATISTICS	RAIDERS	CHIEFS
First Downs .....	22	21
Total Net Yards .....	490	413
Rushes/Net Yards .....	35/144	20/80
Net Passing .....	346	333
Pass Attempts/Completions .....	31/22	43/22
Had Intercepted .....	1	1
Sacked/Yards Lost .....	1/1	3/7
Punts/Average .....	2/53.0	5/48.8
Penalties/Yards .....	8/59	10/94
Fumbles/Lost .....	0/0	0/0
Possession Time .....	35:18	24:42

## RUSHING

KC — C. Edwards-Helaire 10-40; P. Mahomes 6-21, TD; T. Hill 3-15, TD; D. Williams 1-4

LV — J. Jacobs 23-77, 2 TDs; D. Booker 7-62; J. Richard 1-4; D. Carr 4-1

## RECEIVING

KC — T. Kelce 8-108, TD; T. Hill 3-78; M. Hardman 2-50; C. Edwards-Helaire 3-40; S. Watkins 2-24, TD; B. Pringle 1-23; D. Williams 1-15; D. Robinson 2-2

LV — H. Ruggs III 2-118, TD; N. Agholor 2-67, TD; D. Waller 5-48, TD; H. Renfrow 1-42; J. Richard 4-26; A. Ingold 2-25; J. Jacobs 2-8; J. Witten 2-6; D. Booker 1-5; Z. Jones 1-2

## PASSING

KC — P. Mahomes 43-22-340, 2 TDs, 1 INT

LV — D. Carr 31-22-347, 3 TDs, 1 INT

## INTERCEPTIONS

KC — B. Breeland 1

LV — J. Heath 1

## SACKS

KC — W. Gay 1.0

LV — M. Crosby 1.0; N. Lawson 1.0; C. Smith 1.0

## FIELD GOALS

KC — H. Butker (32)

LV — D. Carlson (38) (43)



## WEEK 6:

## Chiefs 26, Bills 17

October 19, 2020 • Bills Stadium • 0



<b>Kansas City Chiefs</b> .....	<b>7</b>	<b>6</b>	<b>7</b>	<b>6</b>	<b>—</b>	<b>26</b>
<b>Buffalo Bills</b> .....	<b>3</b>	<b>7</b>	<b>0</b>	<b>7</b>	<b>—</b>	<b>17</b>

BUF — T.Bass 48 yd. Field Goal (11-38, 4:27)

KC — T.Kelce 11 yd. pass from P.Mahomes (H.Butker kick) (5-75, 2:37)

BUF — S.Diggs 4 yd. pass from J.Allen (T.Bass kick) (13-75, 6:43)

KC — T.Kelce 12 yd. pass from P.Mahomes (kick failed, wr) (12-75, 6:26)

KC — Darr.Williams 13 yd. run (H.Butker kick) (13-82, 7:47)

KC — H.Butker 37 yd. Field Goal (10-75, 5:20)

BUF — C.Beasley 8 yd. pass from J.Allen (T.Bass kick) (6-75, 2:33)

KC — H.Butker 30 yd. Field Goal (12-75, 4:38)

TEAM STATISTICS	CHIEFS	BILLS
First Downs .....	27	20
Total Net Yards .....	466	206
Rushes/Net Yards .....	46/245	23/84
Net Passing .....	221	122
Pass Attempts/Completions .....	26/21	27/14
Had Intercepted .....	0	1
Sacked/Yards Lost .....	1/4	0/0
Punts/Average .....	2/40.0	4/53.3
Penalties/Yards .....	8/68	4/39
Fumbles/Lost .....	2/1	0/0
Possession Time .....	37:45	22:15

## RUSHING

KC — C. Edwards-Helaire 26-161; P. Mahomes 10-36; D. Williams 6-26, TD; D. Thompson 3-17; T. Hill 1-5

BUF — J. Allen 8-42; D. Singletary 10-32; Z. Moss 5-10

## RECEIVING

KC — D. Robinson 5-69; T. Kelce 5-65, 2 TDs; B. Pringle 2-46; T. Hill 3-20; D. Williams 1-15; C. Edwards-Helaire 4-8; N. Keizer 1-2

BUF — S. Diggs 6-46, TD; C. Beasley 4-45, TD; D. Singletary 1-13; G. Davis 1-7; T. Kroft 1-7; I. McKenzie 1-4

## PASSING

KC — P. Mahomes 26-21-225, 2 TDs, 0 INT

BUF — J. Allen 27-14-122, 2 TDs, 1 INT

## INTERCEPTIONS

KC — D. Sorensen 1

BUF — None

## SACKS

KC — None

BUF — M. Addison 1.0

## FIELD GOALS

KC — H. Butker (37) (30)

BUF — T. Bass (48) 52WR





## WEEK 7:

## Chiefs 43, Broncos 16

October 25, 2020 • Empower Field at Mile High • 5,314



<b>Kansas City Chiefs</b> .....	<b>10</b>	<b>14</b>	<b>6</b>	<b>13</b>	<b>—</b>	<b>43</b>
<b>Denver Broncos</b> .....	<b>6</b>	<b>3</b>	<b>0</b>	<b>7</b>	<b>—</b>	<b>16</b>

**KC** — C.Edwards-Helaire 11 yd. run (H.Butker kick) (8-68, 4:02)  
**DEN** — D.Lock 2 yd. run (kick failed, wl) (4-37, 1:46)  
**KC** — H.Butker 40 yd. Field Goal (7-53, 4:00)  
**KC** — D.Sorensen 50 yd. interception return (H.Butker kick)  
**DEN** — B.McManus 43 yd. Field Goal (7-50, 3:29)  
**KC** — B.Pringle 102 yd. kickoff return (H.Butker kick) (0-0, 0:14)  
**KC** — H.Butker 31 yd. Field Goal (4-1, 1:03)  
**KC** — H.Butker 26 yd. Field Goal (8-50, 3:49)  
**KC** — T.Hill 10 yd. pass from P.Mahomes (H.Butker kick) (6-57, 3:33)  
**DEN** — M.Gordon 3 yd. run (B.McManus kick) (9-75, 4:21)  
**KC** — C.Henne 1 yd. run (kick failed, hlu) (7-21, 3:56)

TEAM STATISTICS	CHIEFS	BRONCOS
First Downs .....	17	24
Total Net Yards .....	286	411
Rushes/Net Yards .....	22/101	33/177
Net Passing .....	185	234
Pass Attempts/Completions .....	25/17	40/24
Had Intercepted .....	0	2
Sacked/Yards Lost .....	4/28	3/20
Punts/Average .....	3/44.3	3/53.7
Penalties/Yards .....	1/15	5/34
Fumbles/Lost .....	2/1	4/2
Possession Time .....	26:36	33:24

## RUSHING

**KC** — C. Edwards-Helaire 8-46, TD; L. Bell 6-39; M. Hardman 1-13; D. Washington 3-5; C. Henne 4-(-2), TD  
**DEN** — P. Lindsay 9-79; M. Gordon III 17-68, TD; R. Freeman 3-12; K. Hamler 1-10; D. Lock 3-8, TD

## RECEIVING

**KC** — M. Hardman 2-57; T. Hill 6-55, TD; N. Keizer 2-36; T. Kelce 3-31; C. Edwards-Helaire 1-17; M. Kemp 1-11; D. Robinson 1-4; D. Washington 1-2  
**DEN** — A. Okwuegbunam 7-60; T. Patrick 3-44; N. Fant 3-38; D. Hamilton 2-26; N. Vannett 2-25; K. Hamler 2-24; J. Jeudy 2-20; M. Gordon III 2-12; R. Freeman 1-5

## PASSING

**KC** — P. Mahomes 23-15-200, TD, 0 INT; C. Henne 2-2-13, 0 TDs, 0 INT  
**DEN** — D. Lock 40-24-254, 0 TDs, 2 INT

## INTERCEPTIONS

**KC** — T. Mathieu 1; D. Sorensen 1  
**DEN** — None

## SACKS

**KC** — C. Jones 1.0; T. Kpassagnon 1.0; C. Ward 1.0  
**DEN** — M. Reed 2.0; B. Chubb 1.0; D. Jones 1.0

## FIELD GOALS

**KC** — H. Butker (40) (31) (26)  
**DEN** — B. McManus (43)



## WEEK 8:

## Chiefs 35, Jets 9

November 1, 2020 • Arrowhead Stadium • 11,932



<b>New York Jets</b> .....	<b>3</b>	<b>6</b>	<b>0</b>	<b>0</b>	<b>—</b>	<b>9</b>
<b>Kansas City Chiefs</b> .....	<b>14</b>	<b>7</b>	<b>7</b>	<b>7</b>	<b>—</b>	<b>35</b>

**KC** — M.Hardman 30 yd. pass from P.Mahomes (H.Butker kick) (7-90, 3:52)  
**NYJ** — S.Castillo 39 yd. Field Goal (12-54, 6:29)  
**KC** — T.Hill 36 yd. pass from P.Mahomes (H.Butker kick) (7-73, 3:22)  
**NYJ** — S.Castillo 55 yd. Field Goal (7-38, 3:15)  
**NYJ** — S.Castillo 48 yd. Field Goal (13-51, 7:02)  
**KC** — T.Kelce 3 yd. pass from P.Mahomes (H.Butker kick) (7-76, 1:57)  
**KC** — D.Robinson 26 yd. pass from P.Mahomes (H.Butker kick) (6-83, 3:21)  
**KC** — T.Hill 41 yd. pass from P.Mahomes (H.Butker kick) (6-65, 2:10)

TEAM STATISTICS	JETS	CHIEFS
First Downs .....	13	25
Total Net Yards .....	221	496
Rushes/Net Yards .....	25/93	20/50
Net Passing .....	128	446
Pass Attempts/Completions .....	30/18	47/35
Had Intercepted .....	0	0
Sacked/Yards Lost .....	1/5	0/0
Punts/Average .....	5/45.4	3/40.7
Penalties/Yards .....	3/25	7/61
Fumbles/Lost .....	1/1	2/0
Possession Time .....	28:30	31:30

## RUSHING

**KC** — C. Edwards-Helaire 6-21; D. Williams 3-19; L. Bell 6-7; D. Thompson 4-3; C. Henne 1-0  
**NYJ** — F. Gore 10-30; L. Perine 8-27; S. Darnold 4-21; T. Johnson 3-15

## RECEIVING

**KC** — T. Kelce 8-109, TD; T. Hill 4-98, 2 TDs; M. Hardman 7-96, TD; D. Robinson 4-63, TD; L. Bell 3-31; B. Pringle 3-22; C. Edwards-Helaire 3-10; D. Williams 1-7; N. Keizer 1-5; D. Yelder 1-5  
**NYJ** — D. Mims 2-42; B. Berrios 8-34; J. Smith 3-29; V. Smith 1-13; L. Perine 2-6; T. Johnson 1-6; C. Herndon 1-3

## PASSING

**KC** — P. Mahomes 42-31-416, 5 TDs, 0 INT; C. Henne 4-3-17, 0 TDs, 0 INT; T. Townsend 1-1-13, 0 TDs, 0 INT  
**NYJ** — S. Darnold 30-18-133, 0 TDs, 0 INT

## INTERCEPTIONS

**KC** — None  
**NYJ** — None

## SACKS

**KC** — T. Wharton 1.0  
**NYJ** — None

## FIELD GOALS

**KC** — None  
**NYJ** — S. Castillo (39) (55) (48) 47B



## WEEK 9:

## Chiefs 33, Panthers 31

November 8, 2020 • Arrowhead Stadium • 12,073



<b>Carolina Panthers</b> .....	<b>7</b>	<b>10</b>	<b>0</b>	<b>14</b>	<b>—</b>	<b>31</b>
<b>Kansas City Chiefs</b> .....	<b>3</b>	<b>10</b>	<b>7</b>	<b>13</b>	<b>—</b>	<b>33</b>

**CAR** — C. McCaffrey 9 yd. pass from T. Bridgewater (J. Slye kick) (15-75, 8:53)

**KC** — H. Butker 39 yd. Field Goal (12-54, 4:29)

**CAR** — C. Samuel 14 yd. pass from T. Bridgewater (J. Slye kick) (9-74, 3:59)

**KC** — H. Butker 55 yd. Field Goal (6-38, 1:38)

**KC** — D. Robinson 1 yd. pass from P. Mahomes (H. Butker kick) (7-65, 3:44)

**CAR** — J. Slye 47 yd. Field Goal (9-50, 2:59)

**KC** — C. Edwards-Helaire 4 yd. pass from P. Mahomes (H. Butker kick) (5-59, 2:17)

**KC** — T. Hill 28 yd. pass from P. Mahomes (kick failed, hlu) (6-69, 1:56)

**CAR** — T. Bridgewater 4 yd. run (J. Slye kick) (9-70, 4:01)

**KC** — T. Hill 2 yd. pass from P. Mahomes (H. Butker kick) (7-39, 2:42)

**CAR** — C. McCaffrey 1 yd. run (J. Slye kick) (11-75, 5:47)

TEAM STATISTICS	PANTHERS	CHIEFS
First Downs .....	30	24
Total Net Yards .....	435	397
Rushes/Net Yards .....	24/104	11/36
Net Passing .....	331	361
Pass Attempts/Completions .....	50/37	45/30
Had Intercepted .....	0	0
Sacked/Yards Lost .....	2/7	2/11
Punts/Average .....	2/32.5	1/36.0
Penalties/Yards .....	12/82	8/75
Fumbles/Lost .....	1/0	1/1
Possession Time .....	38:01	21:59

## RUSHING

**KC** — C. Edwards-Helaire 5-14; L. Bell 4-8; T. Hill 1-8; P. Mahomes 1-6

**CAR** — C. McCaffrey 18-69, TD; T. Bridgewater 2-19, TD; C. Samuel 3-13; M. Davis 1-3

## RECEIVING

**KC** — T. Kelce 10-159; T. Hill 9-113, 2 TDs; M. Hardman 3-48; D. Robinson 3-34, TD; C. Edwards-Helaire 3-20, TD; D. Williams 1-3; L. Bell 1-(-5)

**CAR** — C. Samuel 9-105, TD; C. McCaffrey 10-82, TD; R. Anderson 9-63; M. Davis 5-34; B. Zylstra 1-28; D. Moore 2-18; I. Thomas 1-8

## PASSING

**KC** — P. Mahomes 45-30-372, 4 TDs, 0 INT

**CAR** — T. Bridgewater 49-36-310, 2 TDs, 0 INT; J. Charlton 1-1-28, 0 TDs, 0 INT

## INTERCEPTIONS

**KC** — None

**CAR** — None

## SACKS

**KC** — F. Clark 1.0; C. Jones 1.0

**CAR** — B. Burns 1.0; S. Franklin 1.0

## FIELD GOALS

**KC** — H. Butker (39) (55) 48WL

**CAR** — J. Slye (47) 51LU 67WR



## WEEK 11:

## Chiefs 35, Raiders 31

November 22, 2020 • Allegiant Stadium • 0



<b>Kansas City Chiefs</b> .....	<b>7</b>	<b>7</b>	<b>7</b>	<b>14</b>	<b>—</b>	<b>35</b>
<b>Las Vegas Raiders</b> .....	<b>14</b>	<b>3</b>	<b>0</b>	<b>14</b>	<b>—</b>	<b>31</b>

**LV** — J. Jacobs 2 yd. run (D. Carlson kick) (6-75, 3:35)

**KC** — T. Hill 3 yd. pass from P. Mahomes (H. Butker kick) (14-85, 7:24)

**LV** — N. Agholor 17 yd. pass from D. Carr (D. Carlson kick) (7-60, 4:01)

**KC** — C. Edwards-Helaire 3 yd. run (H. Butker kick) (7-73, 3:44)

**LV** — D. Carlson 35 yd. Field Goal (12-59, 6:40)

**KC** — C. Edwards-Helaire 14 yd. run (H. Butker kick) (16-93, 8:37)

**LV** — D. Waller 3 yd. pass from D. Carr (D. Carlson kick) (11-75, 6:29)

**KC** — L. Bell 6 yd. run (H. Butker kick) (12-91, 5:39)

**LV** — J. Witten 1 yd. pass from D. Carr (D. Carlson kick) (12-75, 4:11)

**KC** — T. Kelce 22 yd. pass from P. Mahomes (H. Butker kick) (7-75, 1:15)

TEAM STATISTICS	CHIEFS	RAIDERS
First Downs .....	36	25
Total Net Yards .....	460	364
Rushes/Net Yards .....	27/108	26/89
Net Passing .....	352	275
Pass Attempts/Completions .....	46/35	31/23
Had Intercepted .....	1	1
Sacked/Yards Lost .....	0/0	0/0
Punts/Average .....	2/53.5	2/36.5
Penalties/Yards .....	10/89	8/72
Fumbles/Lost .....	0/0	0/0
Possession Time .....	32:05	27:55

## RUSHING

**KC** — C. Edwards-Helaire 14-69, 2 TDs; L. Bell 7-25, TD; P. Mahomes 4-16; T. Hill 2-(-2)

**LV** — J. Jacobs 17-55, TD; D. Booker 5-16; H. Ruggs III 1-12; D. Carr 3-6

## RECEIVING

**KC** — T. Kelce 8-127, TD; T. Hill 11-102, TD; D. Robinson 6-44; D. Williams 3-22; B. Pringle 3-17; M. Hardman 1-16; L. Bell 1-11; C. Edwards-Helaire 1-8; N. Keizer 1-5

**LV** — D. Waller 7-88, TD; N. Agholor 6-88, TD; H. Renfrow 2-37; Z. Jones 1-18; D. Carrier 1-14; A. Ingold 1-11; J. Jacobs 1-9; H. Ruggs III 1-5; D. Booker 1-3; B. Edwards 1-1; J. Witten 1-1, TD

## PASSING

**KC** — P. Mahomes 45-34-348, 2 TDs, 1 INT; T. Kelce 1-1-4, 0 TDs, 0 INT

**LV** — D. Carr 31-23-275, 3 TDs, 1 INT

## INTERCEPTIONS

**KC** — D. Sorensen 1

**LV** — T. Mullen 1

## SACKS

**KC** — None

**LV** — None

## FIELD GOALS

**KC** — None

**LV** — D. Carlson (35)



WEEK 12:

**Chiefs 27, Buccaneers 24**

November 29, 2020 • Raymond James Stadium • 15,950



**Kansas City Chiefs ..... 17    3    7    0    —    27**  
**Tampa Bay Buccaneers ..... 0    7    3    14    —    24**

**KC** — H. Butker 19 yd. Field Goal (8-74, 2:46)**KC** — T. Hill 75 yd. pass from P. Mahomes (H. Butker kick) (1-75, 0:10)**KC** — T. Hill 44 yd. pass from P. Mahomes (H. Butker kick) (7-90, 3:50)**TB** — R. Jones 37 yd. pass from T. Brady (R. Succop kick) (7-86, 4:09)**KC** — H. Butker 29 yd. Field Goal (13-64, 4:15)**TB** — R. Succop 26 yd. Field Goal (8-67, 3:56)**KC** — T. Hill 20 yd. pass from P. Mahomes (H. Butker kick) (7-75, 4:04)**TB** — M. Evans 31 yd. pass from T. Brady (R. Succop kick) (8-75, 2:29)**TB** — M. Evans 7 yd. pass from T. Brady (R. Succop kick) (10-73, 2:11)**TEAM STATISTICS****CHIEFS****BUCCANEERS**

First Downs ..... 26 20

Total Net Yards ..... 543 417

Rushes/Net Yards ..... 20/87 13/75

Net Passing ..... 456 342

Pass Attempts/Completions ..... 50/37 41/27

Had Intercepted ..... 0 2

Sacked/Yards Lost ..... 2/6 1/3

Punts/Average ..... 4/39.8 4/52.0

Penalties/Yards ..... 10/82 8/57

Fumbles/Lost ..... 1/1 0/0

Possession Time ..... 36:47 23:13

**RUSHING****KC** — C. Edwards-Helaire 11-37; P. Mahomes 4-28; L. Bell 5-22**TB** — R. Jones II 9-66; L. Fournette 3-10; T. Brady 1-(-1)**RECEIVING****KC** — T. Hill 13-269, 3 TDs; T. Kelce 8-82; S. Watkins 4-38; D. Robinson 5-36; M. Hardman 3-23; L. Bell 2-10; C. Edwards-Helaire 1-2; D. Yelder 1-2**TB** — R. Gronkowski 6-106; C. Godwin 8-97; M. Evans 3-50, 2 TDs; R. Jones II 1-37, TD; C. Brate 4-34; A. Brown 2-11; L. Fournette 3-10**PASSING****KC** — P. Mahomes 49-37-462, 3 TDs, 0 INT; T. Kelce 1-0-(0), 0 TDs, 0 INT**TB** — T. Brady 41-27-345, 3 TDs, 2 INT**INTERCEPTIONS****KC** — B. Breeland 1; T. Mathieu 1**TB** — None**SACKS****KC** — M. Danna 0.5; A. Okafor 0.5**TB** — S. Barrett 1.0; J. Pierre-Paul 1.0**FIELD GOALS****KC** — H. Butker (19) (29)**TB** — R. Succop (26)





## WEEK 13:

## Chiefs 22, Broncos 16

December 6, 2020 • Arrowhead Stadium • 12,578



<b>Denver Broncos</b> .....	<b>3</b>	<b>7</b>	<b>6</b>	<b>0</b>	<b>—</b>	<b>16</b>
<b>Kansas City Chiefs</b> .....	<b>3</b>	<b>6</b>	<b>10</b>	<b>3</b>	<b>—</b>	<b>22</b>

DEN — B.McManus 53 yd. Field Goal (12-42, 5:50)

KC — H.Butker 35 yd. Field Goal (7-58, 3:38)

DEN — T.Patrick 5 yd. pass from D.Lock (B.McManus kick) (7-90, 4:11)

KC — H.Butker 24 yd. Field Goal (7-69, 3:44)

KC — H.Butker 23 yd. Field Goal (5-48, 0:28)

KC — H.Butker 31 yd. Field Goal (10-62, 4:28)

DEN — T.Patrick 10 yd. pass from D.Lock (pass failed) (11-72, 6:42)

KC — T.Kelce 20 yd. pass from P.Mahomes (H.Butker kick) (7-75, 2:44)

KC — H.Butker 48 yd. Field Goal (10-55, 5:03)

## TEAM STATISTICS

## BRONCOS

## CHIEFS

First Downs .....	19	25
Total Net Yards .....	330	447
Rushes/Net Yards .....	33/179	22/134
Net Passing .....	151	313
Pass Attempts/Completions .....	28/15	40/25
Had Intercepted .....	2	0
Sacked/Yards Lost .....	0/0	1/5
Punts/Average .....	3/38.3	3/37.3
Penalties/Yards .....	4/31	5/44
Fumbles/Lost .....	0/0	0/0
Possession Time .....	30:31	29:29

## RUSHING

KC — L. Bell 11-40; D. Williams 6-38; T. Hill 1-30; P. Mahomes 4-26

DEN — M. Gordon III 15-131; P. Lindsay 14-26; K. Hamler 2-13; D. Lock 2-9

## RECEIVING

KC — T. Kelce 8-136, TD; T. Hill 6-58; D. Robinson 2-39; S. Watkins 4-35; L. Bell 2-15; M. Hardman 1-15; N. Keizer 1-15; D. Williams 1-5

DEN — N. Fant 4-57; T. Patrick 4-44, 2 TDs; K. Hamler 2-16; T. Cleveland 1-11; M. Gordon III 1-11; N. Vannett 2-7; J. Jeudy 1-5

## PASSING

KC — P. Mahomes 40-25-318, TD, 0 INT

DEN — D. Lock 28-15-151, 2 TDs, 2 INT

## INTERCEPTIONS

KC — T. Mathieu 2

DEN — None

## SACKS

KC — None

DEN — J. Attaochu 1.0

## FIELD GOALS

KC — H. Butker (35) (24) (23) (31) (48)

DEN — B. McManus (53) 57WL



## WEEK 14:

## Chiefs 33, Dolphins 27

December 13, 2020 • Hard Rock Stadium • 13,057



<b>Kansas City Chiefs</b> .....	<b>0</b>	<b>14</b>	<b>16</b>	<b>3</b>	<b>—</b>	<b>33</b>
<b>Miami Dolphins</b> .....	<b>7</b>	<b>3</b>	<b>0</b>	<b>17</b>	<b>—</b>	<b>27</b>

MIA — M.Gesicki 7 yd. pass from T.Tagovailoa (J.Sanders kick) (7-44, 3:15)

MIA — J.Sanders 31 yd. Field Goal (10-34, 5:23)

KC — T.Hill 32 yd. run (H.Butker kick) (4-75, 2:04)

KC — T.Kelce 6 yd. pass from P.Mahomes (H.Butker kick) (9-74, 2:15)

KC — T.Hill 44 yd. pass from P.Mahomes (H.Butker kick) (3-75, 1:10)

KC — M.Hardman 67 yd. punt return (H.Butker kick)

KC — T.Tagovailoa sacked in end zone by C.Jones for a Safety

MIA — M.Gesicki 29 yd. pass from T.Tagovailoa (J.Sanders kick) (6-80, 2:16)

MIA — T.Tagovailoa 1 yd. run (J.Sanders kick) (14-75, 5:52)

KC — H.Butker 46 yd. Field Goal (10-47, 3:07)

MIA — J.Sanders 44 yd. Field Goal (5-49, 0:52)

## TEAM STATISTICS

## CHIEFS

## DOLPHINS

First Downs .....	22	27
Total Net Yards .....	448	367
Rushes/Net Yards .....	24/94	24/80
Net Passing .....	354	287
Pass Attempts/Completions .....	34/24	49/28
Had Intercepted .....	3	1
Sacked/Yards Lost .....	3/39	4/29
Punts/Average .....	4/49.5	5/46.8
Penalties/Yards .....	8/56	3/35
Fumbles/Lost .....	2/1	1/0
Possession Time .....	28:30	31:30

## RUSHING

KC — C. Edwards-Helaire 16-32; T. Hill 1-32, TD; L. Bell 2-21; P. Mahomes 5-9

MIA — D. Washington 13-35; T. Tagovailoa 6-24, TD; P. Laird 4-19; L. Bowden 1-2

## RECEIVING

KC — T. Kelce 8-136, TD; T. Hill 3-79, TD; C. Edwards-Helaire 5-59; S. Watkins 2-52; M. Hardman 3-40; L. Bell 2-14; D. Robinson 1-13

MIA — L. Bowden 7-82; M. Hollins 5-66; M. Gesicki 5-65, 2 TDs; J. Grant Sr. 3-32; A. Shaheen 2-26; D. Smythe 2-19; D. Washington 2-17; M. Perry 1-5; P. Laird 1-4

## PASSING

KC — P. Mahomes 34-24-393, 2 TDs, 3 INT

MIA — T. Tagovailoa 48-28-316, 2 TDs, 1 INT; L. Bowden 1-0-(0), 0 TDs, 0 INT

## INTERCEPTIONS

KC — T. Mathieu 1

MIA — X. Howard 1; B. Jones 1; E. Rowe 1

## SACKS

KC — F. Clark 1.0; M. Danna 1.0; C. Jones 1.0; T. Wharton 1.0

MIA — J. Baker 2.5; C. Wilkins 0.5

## FIELD GOALS

KC — H. Butker (46)

MIA — J. Sanders 45WR (31) (44)



## WEEK 15:

## Chiefs 32, Saints 29

December 20, 2020 • Mercedes-Benz Superdome • 3,000



<b>Kansas City Chiefs</b> .....	<b>7</b>	<b>7</b>	<b>7</b>	<b>11</b>	<b>—</b>	<b>32</b>
<b>New Orleans Saints</b> .....	<b>0</b>	<b>9</b>	<b>6</b>	<b>14</b>	<b>—</b>	<b>29</b>

KC — T.Hill 5 yd. pass from P.Mahomes (H.Butker kick) (7-36, 3:15)

KC — T.Kelce 1 yd. pass from P.Mahomes (H.Butker kick) (11-80, 5:01)

NO — T.Hill 1 yd. run (W.Lutz kick) (7-66, 2:40)

NO — D.Robinson fumble forced by C.Robertson out of bounds in end zone for a Safety

NO — L.Murray 24 yd. pass from D.Brees (pass failed) (4-75, 1:44)

KC — M.Hardman 5 yd. pass from P.Mahomes (H.Butker kick) (9-75, 4:53)

KC — L.Bell 12 yd. run (P.Mahomes-T.Kelce pass) (10-59, 4:44)

NO — A.Kamara 14 yd. pass from D.Brees (W.Lutz kick) (3-25, 1:13)

KC — H.Butker 22 yd. Field Goal (10-71, 5:25)

NO — L.Humphrey 17 yd. pass from D.Brees (W.Lutz kick) (8-75, 2:12)

TEAM STATISTICS	CHIEFS	SAINTS
First Downs .....	34	15
Total Net Yards .....	411	285
Rushes/Net Yards .....	41/179	17/60
Net Passing .....	232	225
Pass Attempts/Completions .....	47/26	34/15
Had Intercepted .....	0	1
Sacked/Yards Lost .....	4/22	1/9
Punts/Average .....	6/40.5	8/47.3
Penalties/Yards .....	5/54	10/93
Fumbles/Lost .....	3/1	0/0
Possession Time .....	41:14	18:46

## RUSHING

KC — C. Edwards-Helaire 14-79; L. Bell 15-62, TD; P. Mahomes 7-37; D. Williams 3-5; T. Hill 1-1; M. Hardman 1-(-5)

NO — A. Kamara 11-54; L. Murray 4-3; T. Hill 2-3, TD

## RECEIVING

KC — T. Kelce 8-68, TD; S. Watkins 4-60; T. Hill 6-53, TD; D. Robinson 2-27; M. Hardman 3-22, TD; L. Bell 1-14; D. Yelder 1-6; C. Edwards-Helaire 1-4

NO — E. Sanders 4-76; A. Kamara 3-40, TD; J. Cook 2-29; L. Humphrey 2-29, TD; L. Murray 2-26, TD; T. Smith 1-25; M. Burton 1-9

## PASSING

KC — P. Mahomes 47-26-254, 3 TDs, 0 INT

NO — D. Brees 34-15-234, 3 TDs, 1 INT

## INTERCEPTIONS

KC — L. Sneed 1

NO — None

## SACKS

KC — L. Sneed 1.0

NO — T. Hendrickson 2.0; C. Granderson 1.0

## FIELD GOALS

KC — H. Butker (22)

NO — None



## WEEK 16:

## Chiefs 17, Falcons 14

December 27, 2020 • Arrowhead Stadium • 13,470



<b>Atlanta Falcons</b> .....	<b>0</b>	<b>7</b>	<b>0</b>	<b>7</b>	<b>—</b>	<b>14</b>
<b>Kansas City Chiefs</b> .....	<b>0</b>	<b>7</b>	<b>0</b>	<b>10</b>	<b>—</b>	<b>17</b>

ATL — H.Hurst 5 yd. pass from M.Ryan (Y.Koo kick) (9-98, 5:09)

KC — T.Kelce 4 yd. pass from P.Mahomes (H.Butker kick) (12-78, 3:05)

KC — H.Butker 53 yd. Field Goal (7-28, 2:31)

ATL — L.Treadwell 5 yd. pass from M.Ryan (Y.Koo kick) (8-75, 3:25)

KC — D.Robinson 25 yd. pass from P.Mahomes (H.Butker kick) (9-75, 2:38)

TEAM STATISTICS	FALCONS	CHIEFS
First Downs .....	23	23
Total Net Yards .....	367	395
Rushes/Net Yards .....	23/90	21/117
Net Passing .....	277	278
Pass Attempts/Completions .....	35/27	45/24
Had Intercepted .....	0	2
Sacked/Yards Lost .....	4/23	0/0
Punts/Average .....	5/44.4	4/41.3
Penalties/Yards .....	7/45	6/41
Fumbles/Lost .....	4/1	0/0
Possession Time .....	33:12	26:48

## RUSHING

KC — D. Williams 10-46; L. Bell 7-30; P. Mahomes 3-21; M. Hardman 1-20

ATL — I. Smith 10-46; B. Hill 7-36; T. Gurley II 4-16; M. Ryan 1-(-1); C. Ridley 1-(-7)

## RECEIVING

KC — T. Kelce 7-98, TD; T. Hill 4-65; D. Robinson 2-29, TD; D. Williams 4-27; M. Hardman 3-24; S. Watkins 2-14; D. Yelder 1-12; L. Bell 1-9

ATL — C. Ridley 5-130; H. Hurst 5-47, TD; T. Gurley II 3-34; B. Hill 3-25; R. Gage 4-23; K. Smith 2-14; L. Treadwell 2-11, TD; L. Stocker 1-9; I. Smith 1-5; B. Powell 1-2

## PASSING

KC — P. Mahomes 44-24-278, 2 TDs, 1 INT; S. Watkins 1-0-(-0), 0 TDs, 1 INT

ATL — M. Ryan 35-27-300, 2 TDs, 0 INT

## INTERCEPTIONS

KC — None

ATL — K. Neal 1; F. Oluokun 1

## SACKS

KC — F. Clark 1.0; C. Jones 1.0; A. Okafor 1.0; L. Sneed 1.0

ATL — None

## FIELD GOALS

KC — H. Butker (53)

ATL — Y. Koo 39WR



WEEK 17:  
Chargers 38, Chiefs 21

January 3, 2021 • Arrowhead Stadium • 13,240



Los Angeles Chargers ..... 7 17 7 7 — 38  
Kansas City Chiefs ..... 7 7 0 7 — 21

**KC** — B.Pringle 3 yd. pass from C.Henne (H.Butker kick) (7-56, 3:41)  
**LAC** — D.Parham Jr. 8 yd. pass from J.Herbert (M.Badgley kick) (12-75, 6:56)  
**KC** — D.Thompson 1 yd. run (H.Butker kick) (12-72, 5:42)  
**LAC** — A.Ekeler 4 yd. pass from J.Herbert (M.Badgley kick) (4-17, 2:06)  
**LAC** — C.Henne sacked in end zone by I.Rochell for a Safety  
**LAC** — J.Herbert 1 yd. run (J.Herbert-J.Jackson pass) (5-59, 1:27)  
**LAC** — M.Williams 48 yd. pass from J.Herbert (M.Badgley kick) (6-70, 3:17)  
**KC** — D.Thompson 8 yd. pass from C.Henne (H.Butker kick) (9-74, 3:58)  
**LAC** — K.Ballage 1 yd. run (M.Badgley kick) (6-77, 3:40)

TEAM STATISTICS	CHARGERS	CHIEFS
First Downs .....	29	18
Total Net Yards .....	416	268
Rushes/Net Yards .....	35/135	17/51
Net Passing .....	281	217
Pass Attempts/Completions .....	31/22	32/23
Had Intercepted .....	0	0
Sacked/Yards Lost .....	3/21	1/1
Punts/Average .....	2/43.5	2/41.0
Penalties/Yards .....	4/23	5/69
Fumbles/Lost .....	0/0	3/1
Possession Time .....	34:51	25:09

**RUSHING**

**KC** — D. Thompson 14-45, TD; A. Sherman 1-6; C. Henne 2-(0)  
**LAC** — J. Jackson 9-72; K. Ballage 13-36, TD; A. Ekeler 7-18; J. Herbert 6-9, TD

**RECEIVING**

**KC** — D. Thompson 7-65, TD; D. Robinson 6-58; B. Pringle 4-52, TD; M. Hardman 2-25; G. Dieter 1-10; D. Yelder 2-6; D. Williams 1-2  
**LAC** — M. Williams 6-108, TD; S. Anderson 3-52; D. Parham Jr. 3-37, TD; T. Johnson 2-35; A. Ekeler 6-33, TD; J. Jackson 1-32; G. Nabers 1-5

**PASSING**

**KC** — C. Henne 32-23-218, 2 TDs, 0 INT  
**LAC** — J. Herbert 31-22-302, 3 TDs, 0 INT

**INTERCEPTIONS**

**KC** — None  
**LAC** — None

**SACKS**

**KC** — D. Baker 1.0; A. Okafor 1.0; T. Ward 1.0  
**LAC** — I. Rochell 1.0

**FIELD GOALS**

**KC** — None  
**LAC** — None





## WEEK 1:

## Chiefs 22, Browns 17

January 17, 2021 • Arrowhead Stadium • 16,730



<b>Cleveland Browns</b> .....	<b>3</b>	<b>0</b>	<b>7</b>	<b>7</b>	<b>—</b>	<b>17</b>
<b>Kansas City Chiefs</b> .....	<b>6</b>	<b>13</b>	<b>3</b>	<b>0</b>	<b>—</b>	<b>22</b>

KC — P. Mahomes 1 yd. run (kick failed, wl) (10-75, 5:49)

CLE — C. Parkey 46 yd. Field Goal (12-47, 6:30)

KC — T. Kelce 20 yd. pass from P. Mahomes (H. Butker kick) (7-75, 3:53)

KC — H. Butker 50 yd. Field Goal (13-53, 6:29)

KC — H. Butker 28 yd. Field Goal (9-70, 1:32)

CLE — J. Landry 4 yd. pass from B. Mayfield (C. Parkey kick) (8-77, 4:38)

KC — H. Butker 33 yd. Field Goal (11-60, 5:05)

CLE — K. Hunt 3 yd. run (C. Parkey kick) (18-75, 8:17)

TEAM STATISTICS	BROWNS	CHIEFS
First Downs .....	21	24
Total Net Yards .....	308	438
Rushes/Net Yards .....	22/112	24/123
Net Passing .....	196	315
Pass Attempts/Completions .....	37/23	38/27
Had Intercepted .....	1	1
Sacked/Yards Lost .....	1/8	1/6
Punts/Average .....	2/47.5	0/0.0
Penalties/Yards .....	3/25	7/55
Fumbles/Lost .....	1/1	0/0
Possession Time .....	29:23	30:37

## RUSHING

KC — D. Williams 13-78; P. Mahomes 3-14, TD; C. Henne 2-12; T. Hill 3-9; L. Bell 2-6; M. Hardman 1-4

CLE — N. Chubb 13-69; K. Hunt 6-32, TD; B. Mayfield 3-11

## RECEIVING

KC — T. Hill 8-110; T. Kelce 8-109, TD; M. Hardman 4-58; D. Williams 4-16; B. Pringle 2-14; D. Robinson 1-14

CLE — R. Higgins 5-88; D. Njoku 4-59; D. Peoples-Jones 1-23; J. Landry 7-20, TD; A. Hooper 2-16; N. Chubb 2-4; K. Hunt 1-2; B. Mayfield 1-(-8)

## PASSING

KC — P. Mahomes 30-21-255, TD, 0 INT; C. Henne 8-6-66, 0 TDs, 1 INT

CLE — B. Mayfield 37-23-204, TD, 1 INT

## INTERCEPTIONS

KC — T. Mathieu 1

CLE — K. Joseph 1

## SACKS

KC — L. Sneed 1.0

CLE — M. Garrett 1.0

## FIELD GOALS

KC — H. Butker (50) (28) (33) 33LU

CLE — C. Parkey (46)



## WEEK 2:

## Chiefs 38, Bills 24

January 24, 2021 • Arrowhead Stadium • 16,993



<b>Buffalo Bills</b> .....	<b>9</b>	<b>3</b>	<b>3</b>	<b>9</b>	<b>—</b>	<b>24</b>
<b>Kansas City Chiefs</b> .....	<b>0</b>	<b>21</b>	<b>10</b>	<b>7</b>	<b>—</b>	<b>38</b>

BUF — T. Bass 51 yd. Field Goal (10-42, 3:33)

BUF — D. Knox 3 yd. pass from J. Allen (kick failed, hru) (1-3, 0:05)

KC — M. Hardman 3 yd. pass from P. Mahomes (H. Butker kick) (14-80, 6:58)

KC — Darr. Williams 6 yd. run (H. Butker kick) (5-82, 2:51)

KC — C. Edwards-Helaire 1 yd. run (H. Butker kick) (9-77, 4:19)

BUF — T. Bass 20 yd. Field Goal (12-73, 4:01)

KC — H. Butker 45 yd. Field Goal (10-48, 4:12)

BUF — T. Bass 27 yd. Field Goal (10-67, 4:59)

KC — T. Kelce 1 yd. pass from P. Mahomes (H. Butker kick) (4-75, 2:20)

KC — T. Kelce 5 yd. pass from P. Mahomes (H. Butker kick) (11-58, 5:35)

BUF — I. McKenzie 6 yd. pass from J. Allen (pass failed) (10-75, 3:28)

BUF — T. Bass 51 yd. Field Goal (5-16, 0:54)

TEAM STATISTICS	BILLS	CHIEFS
First Downs .....	24	29
Total Net Yards .....	363	439
Rushes/Net Yards .....	18/129	25/114
Net Passing .....	234	325
Pass Attempts/Completions .....	48/28	38/29
Had Intercepted .....	1	0
Sacked/Yards Lost .....	4/53	1/0
Punts/Average .....	3/49.3	1/44.0
Penalties/Yards .....	4/38	3/32
Fumbles/Lost .....	0/0	1/1
Possession Time .....	28:51	31:09

## RUSHING

KC — D. Williams 13-52, TD; M. Hardman 1-50; C. Edwards-Helaire 6-7, TD; P. Mahomes 5-5

BUF — J. Allen 7-88; D. Singletary 6-17; T. Yeldon 3-15; I. McKenzie 2-9

## RECEIVING

KC — T. Hill 9-172; T. Kelce 13-118, 2 TDs; B. Pringle 3-22; D. Williams 1-9; M. Hardman 2-4, TD; C. Edwards-Helaire 1-(-0)

BUF — C. Beasley 7-88; S. Diggs 6-77; D. Knox 6-42, TD; T. Yeldon 4-41; J. Brown 2-24; D. Singletary 2-9; I. McKenzie 1-6, TD

## PASSING

KC — P. Mahomes 38-29-325, 3 TDs, 0 INT

BUF — J. Allen 48-28-287, 2 TDs, 1 INT

## INTERCEPTIONS

KC — R. Fenton 1

BUF — None

## SACKS

KC — F. Clark 2.0; T. Kpassagnon 1.0; L. Sneed 1.0

BUF — J. Hughes 1.0

## FIELD GOALS

KC — H. Butker (45)

BUF — T. Bass (51) (20) (27) (51)



WEEK 3:

**Buccaneers 31, Chiefs 9**

February 7, 2021 • Raymond James Stadium • 24,835



**Kansas City Chiefs** ..... **3**   **3**   **3**   **0**   **—**   **9**  
**Tampa Bay Buccaneers** ..... **7**   **14**   **10**   **0**   **—**   **31**

**KC** — H. Butker 49 yd. Field Goal (8-31, 3:23)**TB** — R. Gronkowski 8 yd. pass from T. Brady (R. Succop kick) (8-75, 4:33)**TB** — R. Gronkowski 17 yd. pass from T. Brady (R. Succop kick) (6-38, 2:58)**KC** — H. Butker 34 yd. Field Goal (10-61, 5:04)**TB** — A. Brown 1 yd. pass from T. Brady (R. Succop kick) (5-71, 0:55)**KC** — H. Butker 52 yd. Field Goal (7-47, 3:34)**TB** — L. Fournette 27 yd. run (R. Succop kick) (6-74, 3:41)**TB** — R. Succop 52 yd. Field Goal (8-11, 3:34)**TEAM STATISTICS****CHIEFS****BUCCANEERS**

First Downs .....	22	26
Total Net Yards .....	350	340
Rushes/Net Yards .....	17/107	33/145
Net Passing .....	243	195
Pass Attempts/Completions .....	49/26	29/21
Had Intercepted .....	2	0
Sacked/Yards Lost .....	3/27	1/6
Punts/Average .....	3/35.7	4/37.5
Penalties/Yards .....	11/120	4/39
Fumbles/Lost .....	1/0	1/0
Possession Time .....	28:37	31:23

**RUSHING****KC** — C. Edwards-Helaire 9-64; P. Mahomes 5-33; D. Williams 2-5; T. Hill 1-5**TB** — L. Fournette 16-89, TD; R. Jones II 12-61; T. Brady 4-(-2); S. Miller 1-(-3)**RECEIVING****KC** — T. Kelce 10-133; T. Hill 7-73; C. Edwards-Helaire 2-23; S. Watkins 1-13; D. Robinson 1-11; D. Williams 2-10; M. Hardman 2-4; B. Pringle 1-3**TB** — R. Gronkowski 6-67, 2 TDs; L. Fournette 4-46; M. Evans 1-31; C. Brate 3-26; A. Brown 5-22, TD; C. Godwin 2-9**PASSING****KC** — P. Mahomes 49-26-270, 0 TDs, 2 INT**TB** — T. Brady 29-21-201, 3 TDs, 0 INT**INTERCEPTIONS****KC** — None**TB** — D. White 1; A. Winfield Jr. 1**SACKS****KC** — F. Clark 1.0**TB** — N. Suh 1.5; S. Barrett 1.0; C. Gill 0.5**FIELD GOALS****KC** — H. Butker (49) (34) (52)**TB** — R. Succop (52)



# ***ROSTER INFO***





# 2021 KANSAS CITY CHIEFS NUMERICAL ROSTER

(As of September 6, 2021)

NO.	NAME	POS.	HT.	WT.	AGE	EXP.	COLLEGE	HOW ACQ.	HOMETOWN
1	Jerick McKinnon	RB	5-9	205	29	8	Georgia Southern	FA-21	Marietta, Ga.
4	Chad Henne	QB	6-3	222	36	14	Michigan	UFA-18	West Lawn, Pa.
5	Tommy Townsend	P	6-1	191	24	2	Florida	CFA-20	Orlando, Fla.
7	Harrison Butker	K	6-4	205	26	5	Georgia Tech	FA-17	Decatur, Ga.
10	Tyreek Hill	WR	5-10	185	27	6	West Alabama	D5b-16	Pearson, Ga.
11	Demarcus Robinson	WR	6-1	203	26	6	Florida	D4c-16	Fort Valley, Ga.
13	Byron Pringle	WR	6-1	203	27	4	Kansas State	CFA-18	Tampa, Fla.
15	Patrick Mahomes	QB	6-3	230	25	5	Texas Tech	D1-17	Tyler, Texas
17	Mecole Hardman	WR	5-10	187	23	3	Georgia	D2a-19	Bowman, Ga.
21	Mike Hughes	CB	5-10	189	24	4	UCF	T (MIN)-21	New Bern, N.C.
22	Juan Thornhill	S	6-0	205	25	3	Virginia	D2b-19	Altavista, Va.
23	Armani Watts	S	5-11	205	25	4	Texas A&M	D4-18	Forney, Texas
25	Clyde Edwards-Helaire	RB	5-8	209	22	2	LSU	D1-20	Baton Rouge, La.
26	Chris Lammons	CB	5-10	190	25	2	South Carolina	FA-19	Lauderhill, Fla.
27	Rashad Fenton	CB	5-11	188	24	3	South Carolina	D6a-19	Miami, Fla.
30	DeAndre Baker	CB	5-11	189	24	2	Georgia	FA-20	Miami, Fla.
31	Darrel Williams	RB	5-11	224	26	4	LSU	CFA-18	Marrero, La.
35	Charvarius Ward	CB	6-1	198	25	4	Middle Tennessee State	T (DAL)-18	McCombs, Miss.
38	L'Jarius Sneed	CB	6-1	193	24	2	LA Tech	D4-20	Minden, La.
41	James Winchester	LS	6-3	240	32	7	Oklahoma	FA-15	Washington, Okla.
44	Dorian O'Daniel	LB	6-1	220	27	4	Clemson	D3b-18	Olney, Md.
45	Michael Burton	FB	6-0	240	29	7	Rutgers	FA-21	Long Valley, N.J.
47	Darius Harris	LB	6-2	238	25	2	Middle Tennessee State	CFA-19	Horn Lake, Miss.
49	Daniel Sorensen	S	6-2	208	31	8	BYU	CFA-14	Colton, Calif.
51	Mike Danna	DE	6-2	261	23	2	Michigan	D5-20	Detroit, Mich.
52	Creed Humphrey	OL	6-5	320	22	R	Oklahoma	D2b-21	Shawnee, Okla.
53	Anthony Hitchens	LB	6-0	235	29	8	Iowa	UFA-18	Lorain, Ohio
54	Nick Bolton	LB	6-0	232	21	R	Missouri	D2a-21	Frisco, Texas
55	Frank Clark	DE	6-3	260	28	7	Michigan	T (SEA)-19	Cleveland, Ohio
56	Ben Niemann	LB	6-2	235	26	4	Iowa	CFA-18	Sycamore, Ill.
57	Orlando Brown	T	6-8	345	25	4	Oklahoma	T (BAL)-21	Baltimore, Md.
59	Joshua Kaindoh	DE	6-7	265	22	R	Florida State	D4-21	Baltimore, Md.
62	Joe Thuney	OL	6-5	308	28	6	North Carolina State	FA-21	Centerville, Ohio
65	Trey Smith	OL	6-6	335	22	R	Tennessee	D6-21	Jackson, Tenn.
66	Austin Blythe	OL	6-3	298	29	6	Iowa	FA-21	Williamsburg, Iowa
67	Lucas Niang	OL	6-7	328	23	R	TCU	D3-20	New Canaan, Conn.
73	Nick Allegretti	G	6-4	320	25	3	Illinois	D7-19	Frankfort, Ill.
75	Mike Remmers	T	6-5	308	32	9	Oregon State	FA-20	Portland, Ore.
76	Laurent Duvernay-Tardif	G	6-5	321	29	7	McGill	D6b-14	Montreal, Quebec
77	Andrew Wylie	G	6-6	309	27	4	Eastern Michigan	FA-17	Midland, Mich.
81	Blake Bell	TE	6-6	252	30	7	Oklahoma	FA-21	Wichita, Kan.
82	Daurice Fountain	WR	6-2	210	25	3	Northern Iowa	FA-21	Madison, Wis.
83	Noah Gray	TE	6-4	240	22	R	Duke	D5a-21	Leominster, Mass.
85	Marcus Kemp	WR	6-4	210	26	4	Hawaii	CFA-17	Layton, Utah
87	Travis Kelce	TE	6-5	260	31	9	Cincinnati	D3a-13	Cleveland Heights, Ohio
88	Jody Fortson	TE	6-6	230	25	1	Valdosta State	CFA-19	Buffalo, N.Y.
90	Jarran Reed	DT	6-3	306	28	6	Alabama	FA-21	Goldsboro, N.C.
91	Derrick Nnadi	DT	6-1	312	25	4	Florida State	D3a-18	Virginia Beach, Va.
95	Chris Jones	DT	6-6	310	27	6	Mississippi State	D2-16	Houston, Miss.
97	Alex Okafor	DE	6-4	261	30	9	Texas	FA-21	Dallas, Texas
98	Tereshawn Wharton	DT	6-4	255	23	2	Missouri S&T	CFA-20	University City, Mo.
99	Khalen Saunders	DT	6-0	324	25	3	Western Illinois	D3-19	St. Louis, Mo.
<b>Practice Squad</b>									
2	Dicaprio Bootle	DB	5-10	195	23	R	Nebraska	CFA-21	Miami, Fla.
6	Shane Buechele	QB	6-1	210	23	R	SMU	CFA-21	Arlington, Texas
12	Gehrig Dieter	WR	6-3	207	28	2	Alabama	CFA-17	South Bend, Ind.
14	Cornell Powell	WR	6-0	210	23	R	Clemson	D5b-21	Greenville, N.C.
24	Devon Key	DB	6-1	210	23	R	Western Kentucky	CFA-21	Lexington, Ky.
29	Shakur Brown	DB	5-11	190	22	R	Michigan State	FA-21	Stockbridge, Ga.
39	Zayne Anderson	DB	6-2	210	24	R	BYU	CFA-21	Stansbury Park, Utah
40	Derrick Gore	RB	5-9	200	26	1	Louisiana-Monroe	FA-21	Syracuse, N.Y.
46	Christian Rozeboom	LB	6-2	230	24	1	South Dakota State	FA-21	Sioux Center, Iowa
48	Omarl Cobb	LB	6-4	223	24	1	Marshall	CFA-20	Port St. Lucie, Fla.
60	Austin Edwards	DE	6-5	275	24	1	Ferris State	FA-20	Lansing, Mich.
64	Darryl Williams	OL	6-3	310	24	1	Mississippi State	CFA-20	Bessemer, Ala.
70	Prince Tega Wanogho	T	6-5	309	23	1	Auburn	FA-20	Elmore, Ala.
79	Cortez Broughton	DT	6-2	293	25	3	Cincinnati	FA-21	Warner Robins, Ga.
89	Maurice Ffrench	WR	5-11	200	23	1	Pittsburgh	CFA-20	New Brunswick, N.J.
96	Demone Harris	DE	6-4	272	25	3	Buffalo	FA-19	Buffalo, N.Y.
<b>PUP</b>									
69	Kyle Long	OL	6-6	332	32	8	Oregon	FA-21	Ivy, Va.
<b>Reserve/Covid-19</b>									
32	Mathieu, Tyrann	S	5-9	190	29	9	LSU	UFA-19	New Orleans, La.
<b>Reserve/Injured</b>									
24	Elijah McGuire	RB	5-10	214	27	3	Louisiana-Lafayette	FA-20	Houma, La.
50	Willie Gay	LB	6-1	243	23	2	Mississippi State	D2-20	Starkville, Miss.
84	Chad Williams	WR	6-2	204	26	3	Grambling State	FA-20	Baton Rouge, La.
<b>Reserve/Non-Football Injury</b>									
94	Malik Herring	DE	6-3	280	23	R	Georgia	CFA-21	Forsyth, Ga.

**HEAD COACH:** Andy Reid

**OFFENSE:** Eric Bieniemy (Offensive Coordinator); Joe Bleymaier (Wide Receivers); Porter Ellett (Offensive Quality Control); Connor Embree (Offensive Quality Control); David Girardi (Pass Game Analyst/Asst. QBs); Andy Heck (Offensive Line); Mike Kafka (QB/Pass Game Coordinator); Greg Lewis (Running Backs); Corey Matthei (Asst. Offensive Line); Tom Melvin (Tight Ends).

**DEFENSE:** Steve Spagnuolo (Defensive Coordinator); Terry Bradden (Asst. Defensive Line); Donald D'Alesio (Defensive Assistant); Brendan Daly (Run Game Coordinator/Defensive Line); Ken Flajole (Outside Linebackers); Matt House (Linebackers); Sam Madison (Defensive Backs/Cornerbacks); Dave Merritt (Defensive Backs); Alex Whittingham (Defensive Quality Control).

**SPECIALISTS:** Dave Toub (Assistant Head Coach/Special Teams Coordinator); Andy Hill (Asst. Special Teams).

**MISCELLANEOUS:** Barry Rubin (Head Strength & Conditioning); Greg Carbin (Asst. Strength & Conditioning); Tyler Judkins (Asst. Strength & Conditioning); Ryan Reynolds (Asst. Strength & Conditioning/Dir. of Sport Science); Mike Frazier (Statistical Analysis Coordinator); Dan Williams (Asst. to Head Coach).

# 2021 KANSAS CITY CHIEFS ALPHABETICAL ROSTER

(As of September 6, 2021)

NO.	NAME	POS.	HT.	WT.	AGE	EXP.	COLLEGE	HOW ACQ.	HOMETOWN
73	Allegretti, Nick	G	6-4	320	25	3	Illinois	D7-19	Frankfort, Ill.
30	Baker, DeAndre	CB	5-11	189	24	2	Georgia	FA-20	Miami, Fla.
81	Bell, Blake	TE	6-6	252	30	7	Oklahoma	FA-21	Wichita, Kan.
66	Blythe, Austin	OL	6-3	298	29	6	Iowa	FA-21	Williamsburg, Iowa
54	Bolton, Nick	LB	6-0	232	21	R	Missouri	D2a-21	Frisco, Texas
57	Brown, Orlando	T	6-8	345	25	4	Oklahoma	T (BAL)-21	Baltimore, Md.
45	Burton, Michael	FB	6-0	240	29	7	Rutgers	FA-21	Long Valley, N.J.
7	Butker, Harrison	K	6-4	205	26	5	Georgia Tech	FA-17	Decatur, Ga.
55	Clark, Frank	DE	6-3	260	28	7	Michigan	T (SEA)-19	Cleveland, Ohio
51	Danna, Mike	DE	6-2	261	23	2	Michigan	D5-20	Detroit, Mich.
76	Duvernay-Tardif, Laurent	G	6-5	321	29	7	McGill	D6b-14	Montreal, Quebec
25	Edwards-Helaire, Clyde	RB	5-8	209	22	2	LSU	D1-20	Baton Rouge, La.
27	Fenton, Rashad	CB	5-11	188	24	3	South Carolina	D6a-19	Miami, Fla.
88	Fortson, Jody	TE	6-6	230	25	1	Valdosta State	CFA-19	Buffalo, N.Y.
82	Fountain, Daurice	WR	6-2	210	25	3	Northern Iowa	FA-21	Madison, Wis.
83	Gray, Noah	TE	6-4	240	22	R	Duke	D5a-21	Leominster, Mass.
17	Hardman, Mecole	WR	5-10	187	23	3	Georgia	D2a-19	Bowman, Ga.
47	Harris, Darius	LB	6-2	238	25	2	Middle Tennessee State	CFA-19	Horn Lake, Miss.
4	Henne, Chad	QB	6-3	222	36	14	Michigan	UFA-18	West Lawn, Pa.
10	Hill, Tyreek	WR	5-10	185	27	6	West Alabama	D5b-16	Pearson, Ga.
53	Hitchens, Anthony	LB	6-0	235	29	8	Iowa	UFA-18	Lorain, Ohio
21	Hughes, Mike	CB	5-10	189	24	4	UCF	T (MIN)-21	New Bern, N.C.
52	Humphrey, Creed	OL	6-5	320	22	R	Oklahoma	D2b-21	Shawnee, Okla.
95	Jones, Chris	DT	6-6	310	27	6	Mississippi State	D2-16	Houston, Miss.
59	Kaindoh, Joshua	DE	6-7	265	22	R	Florida State	D4-21	Baltimore, Md.
87	Kelce, Travis	TE	6-5	260	31	9	Cincinnati	D3a-13	Cleveland Heights, Ohio
85	Kemp, Marcus	WR	6-4	210	26	4	Hawaii	CFA-17	Layton, Utah
26	Lammons, Chris	CB	5-10	190	25	2	South Carolina	FA-19	Lauderhill, Fla.
15	Mahomes, Patrick	QB	6-3	230	25	5	Texas Tech	D1-17	Tyler, Texas
1	McKinnon, Jerick	RB	5-9	205	29	8	Georgia Southern	FA-21	Marietta, Ga.
67	Niang, Lucas	OL	6-7	328	23	R	TCU	D3-20	New Canaan, Conn.
56	Niemann, Ben	LB	6-2	235	26	4	Iowa	CFA-18	Sycamore, Ill.
91	Nnadi, Derrick	DT	6-1	312	25	4	Florida State	D3-18	Virginia Beach, Va.
44	O'Daniel, Dorian	LB	6-1	220	27	4	Clemson	D3b-18	Olney, Md.
97	Okafor, Alex	DE	6-4	261	29	9	Texas	FA-21	Dallas, Texas
13	Pringle, Byron	WR	6-1	203	27	4	Kansas State	CFA-18	Tampa, Fla.
90	Reed, Jarran	DT	6-3	306	28	6	Alabama	FA-21	Goldsboro, N.C.
75	Remmers, Mike	T	6-5	308	32	9	Oregon State	FA-20	Portland, Ore.
11	Robinson, Demarcus	WR	6-1	203	26	6	Florida	D4c-16	Fort Valley, Ga.
99	Saunders, Khalel	DT	6-0	324	25	3	Western Illinois	D3-19	St. Louis, Mo.
65	Smith, Trey	OL	6-6	335	22	R	Tennessee	D6-21	Jackson, Tenn.
38	Sneed, L'Jarius	CB	6-1	193	24	2	LA Tech	D4-20	Minden, La.
49	Sorensen, Daniel	S	6-2	208	31	8	BYU	CFA-14	Colton, Calif.
22	Thornhill, Juan	S	6-0	205	25	3	Virginia	D2b-19	Altavista, Va.
62	Thuney, Joe	OL	6-5	308	28	6	North Carolina State	FA-21	Centerville, Ohio
5	Townsend, Tommy	P	6-1	191	24	2	Florida	CFA-20	Orlando, Fla.
35	Ward, Charvarius	CB	6-1	198	25	4	Middle Tennessee State	T (DAL)-18	McCombs, Miss.
23	Watts, Armani	S	5-11	205	25	4	Texas A&M	D4-18	Forney, Texas
98	Wharton, Tershawn	DT	6-4	255	23	2	Missouri S&T	CFA-20	University City, Mo.
31	Williams, Darrel	RB	5-11	224	26	4	LSU	CFA-18	Marrero, La.
41	Winchester, James	LS	6-3	240	32	7	Oklahoma	FA-15	Washington, Okla.
77	Wylie, Andrew	G	6-6	309	27	4	Eastern Michigan	FA-17	Midland, Mich.
<b>Practice Squad</b>									
39	Anderson, Zayne	DB	6-2	210	24	R	BYU	CFA-21	Stansbury Park, Utah
2	Bootle, Dicaprio	DB	5-10	195	23	R	Nebraska	CFA-21	Miami, Fla.
79	Broughton, Cortez	DT	6-2	293	25	3	Cincinnati	FA-21	Warner Robins, Ga.
29	Brown, Shakur	DB	5-11	190	22	R	Michigan State	FA-21	Stockbridge, Ga.
6	Buechele, Shane	QB	6-1	210	23	R	SMU	CFA-21	Arlington, Texas
48	Cobb, Omari	LB	6-4	223	24	1	Marshall	CFA-20	Port St. Lucie, Fla.
12	Dieter, Gehrig	WR	6-3	207	28	2	Alabama	CFA-17	South Bend, Ind.
60	Edwards, Austin	DE	6-5	275	24	1	Ferris State	FA-20	Lansing, Mich.
89	Ffrench, Maurice	WR	5-11	200	23	1	Pittsburgh	CFA-20	New Brunswick, N.J.
40	Gore, Derrick	RB	5-9	200	26	1	Louisiana-Monroe	FA-21	Syracuse, N.Y.
96	Harris, Demone	DE	6-4	272	25	3	Buffalo	FA-19	Buffalo, N.Y.
24	Key, Devon	DB	6-1	210	23	R	Western Kentucky	CFA-21	Lexington, Ky.
14	Powell, Cornell	WR	6-0	210	23	R	Clemson	D5b-21	Greenville, N.C.
46	Rozeboom, Christian	LB	6-2	230	24	1	South Dakota State	FA-21	Sioux Center, Iowa
70	Wanogho, Prince Tega	T	6-5	309	23	1	Auburn	FA-20	Elmore, Ala.
64	Williams, Darryl	OL	6-3	310	24	1	Mississippi State	CFA-20	Bessemer, Ala.
<b>PUP</b>									
69	Kyle Long	OL	6-6	332	32	8	Oregon	FA-21	Ivy, Va.
<b>Reserve/Covid-19</b>									
32	Mathieu, Tyrann	S	5-9	190	29	9	LSU	UFA-19	New Orleans, La.
<b>Reserve/Injured</b>									
50	Gay, Willie	LB	6-1	243	23	2	Mississippi State	D2-20	Starkville, Miss.
24	McGuire, Elijah	RB	5-10	214	27	3	Louisiana-Lafayette	FA-20	Houma, La.
84	Williams, Chad	WR	6-2	204	26	3	Grambling State	FA-20	Baton Rouge, La.
<b>Reserve/Non-Football Injury</b>									
94	Malik Herring	DE	6-3	280	23	R	Georgia	CFA-21	Forsyth, Ga.

**HEAD COACH:** Andy Reid

**OFFENSE:** Eric Bieniemy (Offensive Coordinator); Joe Bleymaier (Wide Receivers); Porter Ellett (Offensive Quality Control); Connor Embree (Offensive Quality Control); David Girardi (Pass Game Analyst/Asst. QBs); Andy Heck (Offensive Line); Mike Kafka (QB/Pass Game Coordinator); Greg Lewis (Running Backs); Corey Matthei (Asst. Offensive Line); Tom Melvin (Tight Ends).

**DEFENSE:** Steve Spagnuolo (Defensive Coordinator); Terry Bradden (Asst. Defensive Line); Donald D'Alesio (Defensive Assistant); Brendan Daly (Run Game Coordinator/Defensive Line); Ken Flajole (Outside Linebackers); Matt House (Linebackers); Sam Madison (Defensive Backs/Cornerbacks); Dave Merritt (Defensive Backs); Alex Whittingham (Defensive Quality Control).

**SPECIALISTS:** Dave Toub (Assistant Head Coach/Special Teams Coordinator); Andy Hill (Asst. Special Teams).

**MISCELLANEOUS:** Barry Rubin (Head Strength & Conditioning); Greg Carbin (Asst. Strength & Conditioning); Tyler Judkins (Asst. Strength & Conditioning); Ryan Reynolds (Asst. Strength & Conditioning/Dir. of Sport Science); Mike Frazier (Statistical Analysis Coordinator); Dan Williams (Asst. to Head Coach).

# 2021 KANSAS CITY CHIEFS POSITION-BY-POSITION ROSTER

(As of September 6, 2021)

## QUARTERBACKS (2)

NO.	NAME	POS.	HT.	WT.	AGE	EXP.	COLLEGE	HOMETOWN	HOW ACQ.
4	Henne, Chad	QB	6-3	222	36	14	Michigan	West Lawn, Pa.	UFA-18
15	Mahomes, Patrick	QB	6-3	230	25	5	Texas Tech	Tyler, Texas	D1-17

## RUNNING BACKS (4)

NO.	NAME	POS.	HT.	WT.	AGE	EXP.	COLLEGE	HOMETOWN	HOW ACQ.
45	Burton, Michael	FB	6-0	240	29	7	Rutgers	Long Valley, N.J.	FA-21
25	Edwards-Helaire, Clyde	RB	5-8	209	22	2	LSU	Baton Rouge, La.	D1-20
1	McKinnon, Jerick	RB	5-9	205	29	8	Georgia Southern	Marietta, Ga.	FA-21
31	Williams, Darrel	RB	5-11	224	26	4	LSU	Marrero, La.	CFA-18

## WIDE RECEIVERS (6)

NO.	NAME	POS.	HT.	WT.	AGE	EXP.	COLLEGE	HOMETOWN	HOW ACQ.
82	Fountain, Daurice	WR	6-2	210	25	3	Northern Iowa	Madison, Wis.	FA-21
17	Hardman, Mecole	WR	5-10	187	23	3	Georgia	Bowman, Ga.	D2a-19
10	Hill, Tyreek	WR	5-10	185	27	6	West Alabama	Pearson, Ga.	D5b-16
85	Kemp, Marcus	WR	6-4	210	26	4	Hawaii	Layton, Utah	CFA-17
13	Pringle, Byron	WR	6-1	203	27	4	Kansas State	Tampa, Fla.	CFA-18
11	Robinson, Demarcus	WR	6-1	203	26	6	Florida	Fort Valley, Ga.	D4c-16

## TIGHT ENDS (4)

NO.	NAME	POS.	HT.	WT.	AGE	EXP.	COLLEGE	HOMETOWN	HOW ACQ.
81	Bell, Blake	TE	6-6	252	30	7	Oklahoma	Wichita, Kan.	FA-21
88	Fortson, Jody	TE	6-6	230	25	1	Valdosta State	Buffalo, N.Y.	CFA-19
83	Gray, Noah	TE	6-4	240	22	R	Duke	Leominster, Mass.	D5a-21
87	Kelce, Travis	TE	6-5	260	31	9	Cincinnati	Cleveland Heights, Ohio	D3a-13

## OFFENSIVE LINE (10)

NO.	NAME	POS.	HT.	WT.	AGE	EXP.	COLLEGE	HOMETOWN	HOW ACQ.
73	Allegretti, Nick	G	6-4	320	25	3	Illinois	Frankfort, Ill.	D7-19
66	Blythe, Austin	OL	6-3	298	29	6	Iowa	Williamsburg, Iowa	FA-21
57	Brown, Orlando	T	6-8	345	25	4	Oklahoma	Baltimore, Md.	T (BAL)-21
76	Duvernay-Tardif, Laurent	G	6-5	321	29	7	McGill	Montreal, Quebec	D6b-14
52	Humphrey, Creed	OL	6-5	320	22	R	Oklahoma	Shawnee, Okla.	D2b-21
67	Niang, Lucas	OL	6-7	328	23	R	TCU	New Canaan, Conn.	D3-20
75	Remmers, Mike	T	6-5	308	32	9	Oregon State	Portland, Ore.	FA-20
65	Smith, Trey	OL	6-6	335	22	R	Tennessee	Jackson, Tenn.	D6-21
62	Thuney, Joe	OL	6-5	308	28	6	North Carolina State	Centerville, Ohio	FA-21
77	Wylie, Andrew	G	6-6	309	27	4	Eastern Michigan	Midland, Mich.	FA-17

## DEFENSIVE LINE (9)

NO.	NAME	POS.	HT.	WT.	AGE	EXP.	COLLEGE	HOMETOWN	HOW ACQ.
55	Clark, Frank	DE	6-3	260	28	7	Michigan	Cleveland, Ohio	T (SEA)-19
51	Danna, Mike	DE	6-2	261	23	2	Michigan	Detroit, Mich.	D5-20
95	Jones, Chris	DT	6-6	310	27	6	Mississippi State	Houston, Miss.	D2-16
59	Kaindoh, Joshua	DE	6-7	265	22	R	Florida State	Baltimore, Md.	D4-21
91	Nnadi, Derrick	DT	6-1	312	25	4	Florida State	Virginia Beach, Va.	D3-18
97	Okafor, Alex	DE	6-4	261	29	9	Texas	FA-21	FA-21
90	Reed, Jarran	DT	6-3	306	28	6	Alabama	Goldsboro, N.C.	FA-21
99	Saunders, Khalel	DT	6-0	324	25	3	Western Illinois	St. Louis, Mo.	D3-19
98	Wharton, Terrence	DT	6-4	255	23	2	Missouri S&T	University City, Mo.	CFA-20

## LINEBACKERS (5)

NO.	NAME	POS.	HT.	WT.	AGE	EXP.	COLLEGE	HOMETOWN	HOW ACQ.
54	Bolton, Nick	LB	6-0	232	21	R	Missouri	Frisco, Texas	D2a-21
47	Harris, Darius	LB	6-2	238	25	2	Middle Tennessee State	Horn Lake, Miss.	CFA-19
53	Hitchens, Anthony	LB	6-0	235	29	8	Iowa	Lorain, Ohio	UFA-18
56	Niemann, Ben	LB	6-2	235	26	4	Iowa	Sycamore, Ill.	CFA-18
44	O'Daniel, Dorian	LB	6-1	220	27	4	Clemson	Olney, Md.	D3b-18

## DEFENSIVE BACKS (10)

NO.	NAME	POS.	HT.	WT.	AGE	EXP.	COLLEGE	HOMETOWN	HOW ACQ.
30	Baker, DeAndre	CB	5-11	189	24	2	Georgia	Miami, Fla.	FA-20
27	Fenton, Rashad	CB	5-11	188	24	3	South Carolina	Miami, Fla.	D6a-19
21	Hughes, Mike	CB	5-10	189	24	4	UCF	New Bern, N.C.	T (MIN)-21
26	Lammons, Chris	CB	5-10	190	25	2	South Carolina	Lauderhill, Fla.	FA-19
32	Mathieu, Tyrann	S	5-9	190	29	9	LSU	New Orleans, La.	UFA-19
38	Sneed, L'Jarius	CB	6-1	193	24	2	LA Tech	Minden, La.	D4-20
49	Sorensen, Daniel	S	6-2	208	31	8	BYU	Colton, Calif.	CFA-14
22	Thornhill, Juan	S	6-0	205	25	3	Virginia	Altavista, Va.	D2b-19
35	Ward, Charvarius	CB	6-1	198	25	4	Middle Tennessee State	McCombs, Miss.	T (DAL)-18
23	Watts, Armani	S	5-11	205	25	4	Texas A&M	Forney, Texas	D4-18

## SPECIALISTS (3)

NO.	NAME	POS.	HT.	WT.	AGE	EXP.	COLLEGE	HOMETOWN	HOW ACQ.
7	Butker, Harrison	K	6-4	205	26	5	Georgia Tech	Decatur, Ga.	FA-17
5	Townsend, Tommy	P	6-1	191	24	2	Florida	Orlando, Fla.	CFA-20
41	Winchester, James	LS	6-3	240	32	7	Oklahoma	FA-15	FA-15



# 2021 KANSAS CITY CHIEFS UNOFFICIAL DEPTH CHART

(As of September 6, 2021)

## OFFENSE

WR	10 Tyreek Hill	13 Byron Pringle	85 Marcus Kemp
LT	57 Orlando Brown	75 Mike Remmers	
LG	62 Joe Thuney	73 Nick Allegretti	
C	<u>52 Creed Humphrey</u>	66 Austin Blythe	
RG	<u>65 Trey Smith</u>	76 Laurent Duvernay-Tardif	
RT	<u>67 Lucas Niang</u>	77 Andrew Wylie	
TE	87 Travis Kelce	81 Blake Bell	<u>83 Noah Gray</u> 88 Jody Fortson
WR	17 Mecole Hardman	11 Demarcus Robinson	82 Daruice Fountain
QB	15 Patrick Mahomes	4 Chad Henne	
RB	25 Clyde Edwards-Helaire	31 Darrel Williams	1 Jerick McKinnon
FB	45 Michael Burton		

## DEFENSE

LDE	95 Chris Jones	97 Alex Okafor	<u>59 Joshua Kaindoh</u>
LDT	90 Jarran Reed	98 Tershawn Wharton	
RDT	91 Derrick Nnadi	99 Khalel Saunders	
RDE	55 Frank Clark	51 Mike Danna	
LB	56 Ben Niemann	<u>54 Nick Bolton</u>	44 Dorian O'Daniel
LB	53 Anthony Hitchens	56 Ben Niemann	47 Darius Harris
LCB	35 Charvarius Ward	26 Chris Lammons	
RCB	38 L'Jarius Sneed	27 Rashad Fenton	30 DeAndre Baker
CB	21 Mike Hughes	27 Rashad Fenton	
S	49 Daniel Sorensen	22 Juan Thornhill	
S	32 Tyrann Mathieu	23 Armani Watts	

## SPECIALISTS

P	5 Tommy Townsend	
K	7 Harrison Butker	5 Tommy Townsend
H	5 Tommy Townsend	
LS	41 James Winchester	
PR	17 Mecole Hardman	21 Mike Hughes
KR	13 Byron Pringle	21 Mike Hughes

Rookies Underlined

## PRONUNCIATION GUIDE

Nick Allegretti	al-uh-GRET-ee
Austin Blythe	BLY-th
Laurent Duvernay-Tardif	Doo-ver-nay Tar-diff
Clyde Edwards-Helaire	EE-lair
Mecole Hardman	MUH-cole
Tyreek Hill	tie-REEK
Travis Kelce	KEL-see
Chris Lammons	luh-MAWNS
Tyrann Mathieu	TY-run MATH-you
Lucas Niang	KNEE-yang
Ben Niemann	NEE-man
Derrick Nnadi	NAH-dee
Jarran Reed	JARE-in
Khalel Saunders	KAH-len
Joe Thuney	TOO-nee
Charvarius Ward	CHAR-Vair-EE-us
Andrew Wylie	WHY-lee

## HOW THE 2021 CHIEFS ROSTER WAS BUILT

(As of September 6, 2021)

YEAR	DRAFT	FREE AGENTS	TRADE/WAIVERS
2013	TE Travis Kelce (3a)		
2014	G Laurent Duvernay-Tardif (6b)	S Daniel Sorensen (CFA)	
2015		LS James Winchester (FA)	
2016	DT Chris Jones (2) WR Demarcus Robinson (4c) WR Tyreek Hill (5b)		
2017	QB Patrick Mahomes (1)	K Harrison Butker (FA) WR Marcus Kemp (CFA) G Andrew Wylie (FA)	
2018	DT Derrick Nnadi (3a) LB Dorian O'Daniel (3b) S Armani Watts (4)	QB Chad Henne (UFA) LB Anthony Hitchens (UFA) LB Ben Niemann (CFA) WR Byron Pringle (CFA) RB Darrel Williams (CFA)	CB Charvarius Ward (T/DAL)
2019	WR Mecole Hardman (2a) S Juan Thornhill (2b) DT Khalen Saunders (3) CB Rashad Fenton (6a) G Nick Allegretti (7)	TE Jody Fortson (CFA) LB Darius Harris (CFA) CB Chris Lammons (FA) S Tyrann Mathieu (UFA)	DE Frank Clark (T/SEA)
2020	RB Clyde Edwards-Helaire (1) LB Willie Gay (2) OL Lucas Niang (3) CB L'Jarius Sneed (4) DE Mike Danna (5)	CB DeAndre Baker (FA) T Mike Remmers (FA) P Tommy Townsend (CFA) DT Tershawn Wharton (CFA)	
2021	LB Nick Bolton (2a) OL Creed Humphrey (2b) DE Joshua Kaindoh (3) TE Noah Gray (5a) OL Trey Smith (6)	TE Blake Bell (FA) OL Austin Blythe (FA) FB Michael Burton (FA) WR Daurice Fountain (FA) RB Jerick McKinnon (FA) DT Jarran Reed (FA) OL Joe Thuney (FA) DE Alex Okafor (FA)	T Orlando Brown (T/BAL) T Mike Hughes (T/MIN)
<b><u>TOTAL ROSTER BREAKDOWN</u></b>		3 Unrestricted Free Agents 14 Free Agents 9 College Free Agents	4 Trades
24 Draft Choices			

## 2021 CHIEFS ROSTER BY EXPERIENCE

(As of September 6, 2021)

<b><u>14th Year (1)</u></b>	<b><u>6th Year (6)</u></b>	<b><u>4th Year (11)</u></b>	<b><u>2nd Year (9)</u></b>
QB Chad Henne	OL Austin Blythe	T Orlando Brown	CB DeAndre Baker
	WR Tyreek Hill	CB Mike Hughes	DE Mike Danna
<b><u>9th Year (4)</u></b>	DT Chris Jones	WR Marcus Kemp	RB Clyde Edwards-Helaire
TE Travis Kelce	DT Jarran Reed	LB Ben Niemann	LB Willie Gay
S Tyrann Mathieu	WR Demarcus Robinson	DT Derrick Nnadi	LB Darius Harris
DE Alex Okafor	OL Joe Thuney	LB Dorian O'Daniel	CB Chris Lammons
T Mike Remmers		WR Byron Pringle	CB L'Jarius Sneed
	<b><u>7th Year (5)</u></b>	CB Charvarius Ward	P Tommy Townsend
<b><u>8th Year (3)</u></b>	TE Blake Bell	S Armani Watts	DT Tershawn Wharton
LB Anthony Hitchens	FB Michael Burton	RB Darrel Williams	
RB Jerick McKinnon	DE Frank Clark	G Andrew Wylie	<b><u>1st Year (1)</u></b>
S Daniel Sorensen	G Laurent Duvernay-Tardif		TE Jody Fortson
	LS James Winchester	<b><u>3rd Year (6)</u></b>	
		G Nick Allegretti	<b><u>Rookie (6)</u></b>
	<b><u>5th Year (2)</u></b>	CB Rashad Fenton	LB Nick Bolton
	K Harrison Butker	WR Daurice Fountain	TE Noah Gray
	QB Patrick Mahomes	WR Mecole Hardman	OL Creed Humphrey
		DT Khalel Saunders	DE Joshua Kaindoh
		S Juan Thornhill	OL Lucas Niang
			OL Trey Smith

## 2021 CHIEFS ROSTER BY DRAFT ROUND

[Overall selection in brackets]

### **1st Round (4)**

[10] QB Patrick Mahomes (2017) [20] CB DeAndre Baker (2019-NYG) [30] CB Mike Hughes (2018-MIN) [32] RB Clyde Edwards-Helaire (2020)

### **2nd Round (9)**

[37] DT Chris Jones (2016) [49] DT Jarran Reed (2016-SEA) [56] WR Mecole Hardman (2019) [57] QB Chad Henne (2008-MIA) [58] LB Nick Bolton (2021) [63] DE Frank Clark (2015-SEA) [63] S Juan Thornhill (2019) [63] LB Willie Gay (2020) [63] OL Creed Humphrey (2021)

### **3rd Round (9)**

[63] TE Travis Kelce (2013) [69] S Tyrann Mathieu (2013-ARI) [75] DT Derrick Nnadi (2018) [78] OL Joe Thuney (2016-NE) [84] DT Khalel Saunders (2019) [83] T Orlando Brown (2018-BAL) [96] RB Jerick McKinnon (2014-MIN) [96] OL Lucas Niang (2020) [100] LB Dorian O'Daniel (2018)

### **4th Round (7)**

[117] TE Blake Bell (2015-SF) [119] LB Anthony Hitchens (2014-DAL) [124] S Armani Watts (2018) [126] WR Demarcus Robinson (2016) [138] CB L'Jarius Sneed (2020) [144] DE Joshua Kaindoh (2021) [103] DE Alex Okafor (2013-AZ)

### **5th Round (5)**

[159] WR Daurice Fountain (2018-IND) [162] TE Noah Gray (2021) [165] WR Tyreek Hill (2016) [168] FB Michael Burton (2015-DET) [177] DE Mike Danna (2020)

### **6th Round (3)**

[200] G Laurent Duvernay-Tardif (2014) [201] CB Rashad Fenton (2019) [226] OL Trey Smith (2021)

### **7th Round (3)**

[216] G Nick Allegretti (2019) [233] K Harrison Butker (2017-CAR) [248] OL Austin Blythe (2016-IND)

### **Undrafted (14)**

T Mike Remmers (2012-DEN), LS James Winchester (2013-PHI), S Daniel Sorensen (2014), WR Marcus Kemp (2017), G Andrew Wylie (2017-IND), CB Chris Lammons (2018-ATL), LB Ben Niemann (2018), WR Byron Pringle (2018), CB Charvarius Ward (2018-DAL), RB Darrel Williams (2018), TE Jody Fortson (2019), LB Darius Harris (2019), P Tommy Townsend (2020), DT Tershawn Wharton (2020).



# KANSAS CITY CHIEFS 2021 TRANSACTIONS

(as of 9/6/21)

Date	Player	Transaction
Jan. 13	GORDON, Anthony, QB	Reserve/Future signing
Jan. 14	TA'AMU, Jordan, QB	Reserve/Future signing
Jan. 14	CALLAWAY, Antonio, WR	Reserve/Future signing
Jan. 14	WILLIAMS, Chad, WR	Reserve/Future signing
Jan. 26	WANAGHO, Prince Tega, T	Reserve/Future signing
Feb. 5	CULKIN, Sean, TE	Reserve/Future signing
Feb. 6	CLARK, Tyler, DT	Reserve/Future signing
Feb. 6	CLEMONS, Rodney, DB	Reserve/Future signing
Feb. 6	GORE, Derrick, RB	Reserve/Future signing
Feb. 9	BAKER, DeAndre, CB	Signed
Feb. 9	BAYLIS, Evan, TE	Signed
Feb. 9	COBB, Omari, LB	Signed
Feb. 9	EDWARDS, Austin, DE	Signed
Feb. 9	FFRENCH, Maurice, WR	Signed
Feb. 9	FORTSON, Jody, TE	Signed
Feb. 9	HARRIS, Demone, DE	Signed
Feb. 9	SMITH, Emmanuel, LB	Signed
Feb. 9	WILLIAMS, Darryl, C	Signed
Feb. 9	WITZMANN, Bryan, G	Signed
Feb. 12	DIETER, Gehrig, WR	Signed
Feb. 12	SCHOEN, Dalton, WR	Signed
Mar. 4	SHERMAN, Anthony, FB	Retired
Mar. 9	KEMP, Marcus, WR	Signed
Mar. 11	FISHER, Eric, T	Released
Mar. 11	SCHWARTZ, Mitchell, T	Released
Mar. 16	WILLIAMS, Damien, RB	Released
Mar. 17	LONG, Kyle, OL	Signed
Mar. 17	THUNEY, Joe, OL	Signed
Mar. 22	CHARLTON, Taco, DE	Signed
Mar. 24	KEIZER, Nick, TE	Signed
Mar. 25	REMMERS, Mike, T	Signed
Mar. 26	ROBINSON, Demarcus, WR	Signed
Mar. 27	SORENSEN, Daniel, S	Signed
Mar. 31	MCGUIRE, Elijah, RB	Signed
Mar. 31	REED, Jarran, DT	Signed
April 9	BLYTHE, Austin, OL	Signed
April 9	BURTON, Michael, FB	Signed
April 9	SHARPE, Tajae, WR	Signed
April 26	BROWN, Orlando, T	Acquired via Trade with BAL
April 30	McKinnon, Jerick, RB	Signed
April 30	BOLTON, Nick, LB	Drafted 2 <sup>nd</sup> Round
April 30	HUMPHREY, Creed, OL	Drafted 2 <sup>nd</sup> Round
May 1	KAINDOH, Joshua, DE	Drafted 4 <sup>th</sup> Round
May 1	GRAY, Noah, TE	Drafted 5 <sup>th</sup> Round
May 1	POWELL, Cornell, WR	Drafted 5 <sup>th</sup> Round
May 1	SMITH, Trey, OL	Drafted 6 <sup>th</sup> Round
May 5	CORREA, Kamalei, LB	Signed
May 5	FINKE, Chris, WR	Signed
May 5	PARKS, Will, DB	Signed
May 10	CULKIN, Sean, TE	Released
May 10	WITZMANN, Bryan, G	Released
May 10	TA'AMU, Jordan, QB	Released
May 13	BOLTON, Nick, LB	Signed
May 13	HUMPHREY, Creed, OL	Signed
May 13	KAINDOH, Joshua, DE	Signed
May 13	GRAY, Noah, TE	Signed
May 13	POWELL, Cornell, WR	Signed
May 13	SMITH, Trey, OL	Signed
May 13	ANDERSON, Zayne, DB	Signed
May 13	BOOTLE, Dicaprio, DB	Signed
May 13	BUECHELE, Shane, QB	Signed
May 13	CHARACTER, Marlon, DB	Signed
May 13	COLE, Riley, LB	Signed
May 13	HERRING, Malik, DE	Signed
May 13	KEY, Devon, DB	Signed
May 13	MCCLAIN-SAPP, Jaylon, DB	Signed
May 17	FOUNTAIN, Daurice, WR	Signed
May 17	PATTERSON, Manny, DB	Signed
May 17	MCCLAIN-SAPP, Jaylon, DB	Released
May 17	SHARPE, Tajae, WR	Released
June 3	CORREA, Kamalei, LB	Released
June 13	MILLER, Wyatt, OL	Signed
June 17	RANKIN, Martinas, T	Released
June 17	SHEPHERD, Darrius, WR	Signed
July 26	FINKE, Chris, WR	Released
July 26	OKAFOR, Alex, DE	Signed
July 26	SCOTT, Drew, LS	Signed
July 30	SCOTT, Drew, LS	Released
Aug. 8	KEIZER, Nick, TE	Reserve/Retired
Aug. 8	WITZMANN, Bryan, G	Signed
Aug. 17	BAYLIS, Evan, TE	Released
Aug. 17	CALLAWAY, Antonio, WR	Released
Aug. 17	PATTERSON, Manny, DB	Released
Aug. 23	CHARLTON, Taco, DE	Released
Aug. 23	PARKS, Will, DB	Released
Aug. 23	WITZMANN, Bryan, G	Released
Aug. 23	COLE, Riley, LB	Released
Aug. 23	GORDON, Anthony, QB	Released
Aug. 31	DURANT, Yasir, OL	Traded to NE
Aug. 31	ANDERSON, Zayne, DB	Released
Aug. 31	BOOTLE, Dicaprio, DB	Released
Aug. 31	BUECHELE, Shane, QB	Released
Aug. 31	CHARACTER, Marlon, DB	Released
Aug. 31	CLARK, Tyler, DT	Released
Aug. 31	CLEMONS, Rodney, DB	Released
Aug. 31	COBB, Omari, LB	Released
Aug. 31	EDWARDS, Austin, DE	Released
Aug. 31	FFRENCH, Maurice, WR	Released
Aug. 31	GORE, Derrick, RB	Released
Aug. 31	HARRIS, Demone, DE	Released
Aug. 31	KEY, Devon, DB	Released
Aug. 31	Keyes, Thakarius, DB	Released
Aug. 31	MILLER, Wyatt, T	Released
Aug. 31	POWELL, Cornell, WR	Released
Aug. 31	SCHOEN, Dalton, WR	Released
Aug. 31	SHEPHERD, Darrius, WR	Released
Aug. 31	SMITH, Emmanuel, LB	Released
Aug. 31	THOMPSON, Darwin, RB	Released
Aug. 31	WANOGHO, Prince Tega, T	Released
Aug. 31	WARD, Tim, DE	Released
Aug. 31	WILLIAMS, Darryl, C	Released
Aug. 31	DIETER, Gehrig, WR	Released
Aug. 31	KEMP, Marcus, WR	Released
Sep. 2	ANDERSON, Zayne, DB	Signed to Practice Squad
Sep. 2	BOOTLE, Dicaprio, DB	Signed to Practice Squad
Sep. 2	BUECHELE, Shane, QB	Signed to Practice Squad
Sep. 2	CLARK, Tyler, DT	Signed to Practice Squad
Sep. 2	COBB, Omari, LB	Signed to Practice Squad
Sep. 2	DIETER, Gehrig, WR	Signed to Practice Squad
Sep. 2	EDWARDS, Austin, DE	Signed to Practice Squad
Sep. 2	FFRENCH, Maurice, WR	Signed to Practice Squad
Sep. 2	GORE, Derrick, RB	Signed to Practice Squad
Sep. 2	HARRIS, Demone, DE	Signed to Practice Squad
Sep. 2	KEY, Devon, DB	Signed to Practice Squad
Sep. 2	POWELL, Cornell, WR	Signed to Practice Squad
Sep. 2	WANOGHO, Prince Tega, T	Signed to Practice Squad
Sep. 2	WILLIAMS, Darryl, C	Signed to Practice Squad
Sep. 2	KEMP, Marcus, WR	Signed
Sep. 3	CLARK, Tyler, DT	Released
Sep. 3	BROUGHTON, Cortez, DT	Signed
Sep. 3	BROWN, Shakur, DB	Signed
Sep. 3	ROZEBOOM, Christian, LB	Signed



# ***ADDITIONAL STATS***





# GAME-BY-GAME OFFENSE

## 2020 REGULAR SEASON CHIEFS GAME-BY-GAME OFFENSE

	09/10	09/20	09/28	10/05	10/11	10/19	10/25	11/01	11/08	11/22	11/29	12/06	12/13	12/20	12/27	01/03	
	HOU	@ LAC	@ BAL	NE	LV	@ BUF	@ DEN	NYJ	CAR	@ LV	@ TB	DEN	@ MIA	@ NO	ATL	LAC	Totals
<b>FIRST DOWNS</b>																	
Total	28	23	29	19	21	27	17	25	24	36	26	25	22	34	23	18	<b>397</b>
Rushing	9	8	5	5	3	15	7	3	3	10	5	6	5	13	9	4	<b>110</b>
Passing	16	15	22	12	15	10	9	21	18	22	19	18	15	16	14	13	<b>255</b>
Penalty	3	0	2	2	3	2	1	1	3	4	2	1	2	5	0	1	<b>32</b>
<b>THIRD DOWNS</b>																	
Attempts	13	15	13	11	14	14	8	13	11	9	12	10	11	18	13	9	<b>194</b>
Converted	7	7	10	4	6	9	0	7	6	5	6	3	5	9	5	6	<b>95</b>
Percentage	53.8%	46.7%	76.9%	36.4%	42.9%	64.3%	0.0%	53.8%	54.5%	55.6%	50.0%	30.0%	45.5%	50.0%	38.5%	66.7%	<b>49.0%</b>
<b>FOURTH DOWNS</b>																	
Attempts	1	1	2	0	2	1	0	3	0	2	0	0	1	0	2	1	<b>16</b>
Converted	1	1	0	0	1	1	0	1	0	2	0	0	1	0	1	0	<b>9</b>
Percentage	100.0%	100.0%	0.0%	0	50.0%	100.0%	0	33.3%	0	100.0%	0	0	100.0%	0	50.0%	0.0%	<b>56.3%</b>
<b>TOT. OFFENSE</b>																	
Net Yards	369	414	517	323	413	466	286	496	397	460	543	447	448	411	395	268	<b>6,653</b>
Plays	67	70	73	55	66	73	51	67	58	73	72	63	61	92	66	50	<b>1,057</b>
Avg./Play	5.5	5.9	7.1	5.9	6.3	6.4	5.6	7.4	6.8	6.3	7.5	7.1	7.3	4.5	6.0	5.4	<b>6.3</b>
<b>RUSHING</b>																	
Net Yards	166	125	132	94	80	245	101	50	36	108	87	134	94	179	117	51	<b>1,799</b>
Rush. Att.	34	22	31	25	20	46	22	20	11	27	20	22	24	41	21	17	<b>403</b>
Avg./Att.	4.9	5.7	4.3	3.8	4.0	5.3	4.6	2.5	3.3	4.0	4.4	6.1	3.9	4.4	5.6	3.0	<b>4.5</b>
<b>PASSING</b>																	
Net Yards	203	289	385	229	333	221	185	446	361	352	456	313	354	232	278	217	<b>4,854</b>
Attempts	32	47	42	29	43	26	25	47	45	46	50	40	34	47	45	32	<b>630</b>
Completions	24	27	31	19	22	21	17	35	30	35	37	25	24	26	24	23	<b>420</b>
Intercepted	0	0	0	0	1	0	0	0	0	1	0	0	3	0	2	0	<b>7</b>
Gross Yards	211	302	385	236	340	225	213	446	372	352	462	318	393	254	278	218	<b>5,005</b>
Sacked	1.0	1.0	0.0	1.0	3.0	1.0	4.0	0.0	2.0	0.0	2.0	1.0	3.0	4.0	0.0	1.0	<b>24.0</b>
Yards Lost	8	13	0	7	7	4	28	0	11	0	6	5	39	22	0	1	<b>151</b>
<b>ADVANCES</b>																	
Rushes	34	22	31	25	20	46	22	20	11	27	20	22	24	41	21	17	<b>403</b>
Completions	24	27	31	19	22	21	17	35	30	35	37	25	24	26	24	23	<b>420</b>
Totals	58	49	62	44	42	67	39	55	41	62	57	47	48	67	45	40	<b>823</b>
Total Drives	9	10	10	10	11	9	12	10	9	9	11	10	13	13	10	8	<b>164</b>
<b>PENALTIES</b>																	
Number	1	11	6	4	10	8	1	7	8	10	10	5	8	5	6	5	<b>105</b>
Yards	5	90	38	38	94	68	15	61	75	89	82	44	56	54	41	69	<b>919</b>
<b>FUMBLES</b>																	
Number	0	0	1	2	0	2	2	2	1	0	1	0	2	3	0	3	<b>19</b>
Lost	0	0	1	1	0	1	1	0	1	0	1	0	1	1	0	1	<b>9</b>
<b>PUNTING</b>																	
Yards	136	221	58	243	244	80	133	122	36	107	159	112	198	243	165	82	<b>2,339</b>
Punts	3	5	1	4	5	2	3	3	1	2	4	3	4	6	4	2	<b>52</b>
Net Avg.	32.3	39.6	42.0	47.8	44.8	28.0	44.3	34.0	36.0	48.0	39.3	38.0	47.5	36.2	41.3	41.0	<b>40.4</b>
Gross Avg.	45.3	44.2	58.0	60.8	48.8	40.0	44.3	40.7	36.0	53.5	39.8	37.3	49.5	40.5	41.3	41.0	<b>45.0</b>
<b>SCORING</b>																	
Points	34	23	34	26	32	26	43	35	33	35	27	22	33	32	17	21	<b>473</b>
Q1	0	0	6	6	7	7	10	14	3	7	17	3	0	7	0	7	<b>94</b>
Q2	17	6	21	0	17	6	14	7	10	7	3	6	14	7	7	7	<b>149</b>
Q3	7	3	0	7	0	7	6	7	7	7	7	10	16	7	0	0	<b>91</b>
Q4	10	11	7	13	8	6	13	7	13	14	0	3	3	11	10	7	<b>136</b>
OT	0	3	0	0	0	0	0	0	0	0	0	0	0	0	0	0	<b>3</b>
TD Rushing	1	0	1	0	2	1	2	0	0	3	0	0	1	1	0	1	<b>13</b>
TD Passing	3	2	4	2	2	2	1	5	4	2	3	1	2	3	2	2	<b>40</b>
TD KO Returns	0	0	0	0	0	0	1	0	0	0	0	0	0	0	0	0	<b>1</b>
TD Punt Returns	0	0	0	0	0	0	0	0	0	0	0	0	1	0	0	0	<b>1</b>
TD Sp. Teams	0	0	0	0	0	0	0	0	0	0	0	0	0	0	0	0	<b>0</b>
TD Def. Returns	0	0	0	1	0	0	1	0	0	0	0	0	0	0	0	0	<b>2</b>
FG Attempts	2	3	1	2	1	2	3	0	3	0	2	5	1	1	1	0	<b>27</b>
FG Made	2	3	0	2	1	2	3	0	2	0	2	5	1	1	1	0	<b>25</b>
Safety	0	0	0	0	0	0	0	0	0	0	0	0	1	0	0	0	<b>1</b>
2-Pt Attempts	0	1	0	0	1	0	0	0	0	0	0	0	0	1	0	0	<b>3</b>
2-Pt Made	0	1	0	0	1	0	0	0	0	0	0	0	0	1	0	0	<b>3</b>
Time of Possession	34:47	28:38	33:56	28:26	24:42	37:45	26:36	31:30	21:59	32:05	36:47	29:29	28:30	41:14	26:48	25:09	<b>488:21</b>



# GAME-BY-GAME OFFENSE

## 2020 POSTSEASON CHIEFS GAME-BY-GAME OFFENSE

	01/17	01/24	02/07	
	CLE	BUF	@ TB	Totals
<b>FIRST DOWNS</b>				
Total	24	29	22	75
Rushing	7	8	7	22
Passing	16	19	12	47
Penalty	1	2	3	6
<b>THIRD DOWNS</b>				
Attempts	10	10	13	33
Converted	5	6	3	14
Percentage	50.0%	60.0%	23.1%	42.4%
<b>FOURTH DOWNS</b>				
Attempts	2	1	3	6
Converted	2	1	1	4
Percentage	100.0%	100.0%	33.3%	66.7%
<b>TOT. OFFENSE</b>				
Net Yards	438	439	350	1,227
Plays	63	64	69	196
Avg./Play	7.0	6.9	5.1	6.3
<b>RUSHING</b>				
Net Yards	123	114	107	344
Rush. Att.	24	25	17	66
Avg./Att.	5.1	4.6	6.3	5.2
<b>PASSING</b>				
Net Yards	315	325	243	883
Attempts	38	38	49	125
Completions	27	29	26	82
Intercepted	1	0	2	3
Gross Yards	321	325	270	916
Sacked	1.0	1.0	3.0	5.0
Yards Lost	6	0	27	33
<b>ADVANCES</b>				
Rushes	24	25	17	66
Completions	27	29	26	82
Totals	51	54	43	148
Total Drives	8	9	11	28
<b>PENALTIES</b>				
Number	7	3	11	21
Yards	55	32	120	207
<b>FUMBLES</b>				
Number	0	1	1	2
Lost	0	1	0	1
<b>PUNTING</b>				
Yards	0	44	107	151
Punts	0	1	3	4
Net Avg.	0.0	44.0	29.0	32.8
Gross Avg.	0.0	44.0	35.7	37.8
<b>SCORING</b>				
Points	22	38	9	69
Q1	6	0	3	9
Q2	13	21	3	37
Q3	3	10	3	16
Q4	0	7	0	7
OT	0	0	0	0
TD Rushing	1	2	0	3
TD Passing	1	3	0	4
TD KO Returns	0	0	0	0
TD Punt Returns	0	0	0	0
TD Sp. Teams	0	0	0	0
TD Def. Returns	0	0	0	0
FG Attempts	4	1	3	8
FG Made	3	1	3	7
Safety	0	0	0	0
2-Pt Attempts	0	0	0	0
2-Pt Made	0	0	0	0
Time of Possession	30:37	31:09	28:37	90:23

# GAME-BY-GAME DEFENSE

## 2020 REGULAR SEASON CHIEFS GAME-BY-GAME DEFENSE

	09/10	09/20	09/28	10/05	10/11	10/19	10/25	11/01	11/08	11/22	11/29	12/06	12/13	12/20	12/27	01/03	
	HOU	@ LAC	@ BAL	NE	LV	@ BUF	@ DEN	NYJ	CAR	@ LV	@ TB	DEN	@ MIA	@ NO	ATL	LAC	Totals
<b>FIRST DOWNS</b>																	
Total	21	28	16	21	22	20	24	13	30	25	20	19	27	15	23	29	353
Rushing	8	13	8	8	8	8	12	4	7	5	3	7	5	3	4	10	113
Passing	13	14	5	12	12	7	11	8	18	17	14	10	18	10	17	16	202
Penalty	0	1	3	1	2	5	1	1	5	3	3	2	4	2	2	3	38
<b>THIRD DOWNS</b>																	
Attempts	10	13	9	15	14	9	14	12	16	9	9	13	15	11	12	7	188
Converted	4	6	3	6	7	4	5	2	7	6	3	7	7	1	6	3	77
Percentage	40.0%	46.2%	33.3%	40.0%	50.0%	44.4%	35.7%	16.7%	43.8%	66.7%	33.3%	53.8%	46.7%	9.1%	50.0%	42.9%	41.0%
<b>FOURTH DOWNS</b>																	
Attempts	1	2	1	3	2	0	2	2	3	0	1	1	0	1	0	1	20
Converted	1	1	0	2	2	0	0	2	3	0	1	0	0	1	0	0	13
Percentage	100.0%	50.0%	0.0%	66.7%	100.0%	0	0.0%	100.0%	100.0%	0	100.0%	0.0%	0	100.0%	0	0.0%	65.0%
<b>TOT. OFFENSE</b>																	
Net Yards	360	479	228	357	490	206	411	221	435	364	417	330	367	285	367	416	5,733
Plays	58	79	53	74	67	50	76	56	76	57	55	61	77	52	62	69	1,022
Avg./Play	6.2	6.1	4.3	4.8	7.3	4.1	5.4	3.9	5.7	6.4	7.6	5.4	4.8	5.5	5.9	6.0	5.6
<b>RUSHING</b>																	
Net Yards	118	183	158	185	144	84	177	93	104	89	75	179	80	60	90	135	1,954
Rush. Att.	22	44	21	35	35	23	33	25	24	26	13	33	24	17	23	35	433
Avg./Att.	5.4	4.2	7.5	5.3	4.1	3.7	5.4	3.7	4.3	3.4	5.8	5.4	3.3	3.5	3.9	3.9	4.5
<b>PASSING</b>																	
Net Yards	242	296	70	172	346	122	234	128	331	275	342	151	287	225	277	281	3,779
Attempts	32	33	28	37	31	27	40	30	50	31	41	28	49	34	35	31	557
Completions	20	22	15	20	22	14	24	18	37	23	27	15	28	15	27	22	349
Intercepted	1	1	0	3	1	1	2	0	0	1	2	2	1	1	0	0	16
Gross Yards	253	311	97	190	347	122	254	133	338	275	345	151	316	234	300	302	3,968
Sacked	4.0	2.0	4.0	2.0	1.0	0.0	3.0	1.0	2.0	0.0	1.0	0.0	4.0	1.0	4.0	3.0	32.0
Yards Lost	11	15	27	18	1	0	20	5	7	0	3	0	29	9	23	21	189
<b>ADVANCES</b>																	
Rushes	22	44	21	35	35	23	33	25	24	26	13	33	24	17	23	35	433
Completions	20	22	15	20	22	14	24	18	37	23	27	15	28	15	27	22	349
Totals	42	66	36	55	57	37	57	43	61	49	40	48	52	32	50	57	782
Total Drives	9	10	11	11	12	9	13	11	9	9	11	9	14	14	10	9	171
<b>PENALTIES</b>																	
Number	5	6	6	4	8	4	5	3	12	8	8	4	3	10	7	4	97
Yards	37	40	45	43	59	39	34	25	82	72	57	31	35	93	45	23	760
<b>FUMBLES</b>																	
Number	0	1	3	1	0	0	4	1	1	0	0	0	1	0	4	0	16
Lost	0	0	1	1	0	0	2	1	0	0	0	0	0	0	1	0	6
<b>PUNTING</b>																	
Yards	123	131	147	157	106	213	161	227	65	73	208	115	234	378	222	87	2,647
Punts	3	3	3	3	2	4	3	5	2	2	4	3	5	8	5	2	57
Net Avg.	41.0	38.3	46.7	52.3	53.0	52.8	46.7	42.6	29.5	36.5	47.0	36.7	29.4	49.1	40.4	43.5	43.2
Gross Avg.	41.0	43.7	49.0	52.3	53.0	53.3	53.7	45.4	32.5	36.5	52.0	38.3	46.8	47.3	44.4	43.5	46.4
<b>SCORING</b>																	
Points	20	20	20	10	40	17	16	9	31	31	24	16	27	29	14	38	362
Q1	7	7	3	0	3	3	6	3	7	14	0	3	7	0	0	7	70
Q2	0	7	7	3	21	7	3	6	10	3	7	7	3	9	7	17	117
Q3	0	3	3	0	0	0	0	0	0	0	3	6	0	6	0	7	28
Q4	13	3	7	7	16	7	7	0	14	14	14	0	17	14	7	7	147
OT	0	0	0	0	0	0	0	0	0	0	0	0	0	0	0	0	0
TD Rushing	2	1	0	0	2	0	2	0	2	1	0	0	1	1	0	2	14
TD Passing	1	1	1	1	3	2	0	0	2	3	3	2	2	3	2	3	29
TD KO Returns	0	0	1	0	0	0	0	0	0	0	0	0	0	0	0	0	1
TD Punt Returns	0	0	0	0	0	0	0	0	0	0	0	0	0	0	0	0	0
TD Sp. Teams	0	0	0	0	0	0	0	0	0	0	0	0	0	0	0	0	0
TD Def. Returns	0	0	0	0	0	0	0	0	0	0	0	0	0	0	0	0	0
FG Attempts	1	2	2	1	2	2	1	4	3	1	1	2	3	0	1	0	26
FG Made	0	2	2	1	2	1	1	3	1	1	1	1	2	0	0	0	18
Safety	0	0	0	0	0	0	0	0	0	0	0	0	0	1	0	1	2
2-Pt Attempts	1	0	0	0	0	0	0	0	0	0	0	1	0	1	0	1	4
2-Pt Made	0	0	0	0	0	0	0	0	0	0	0	0	0	0	0	1	1
Time of Possession	25:13	39:27	26:04	31:34	35:18	22:15	33:24	28:30	38:01	27:55	23:13	30:31	31:30	18:46	33:12	34:51	479:44

# GAME-BY-GAME DEFENSE

## 2020 POSTSEASON CHIEFS GAME-BY-GAME DEFENSE

	01/17	01/24	02/07	
	CLE	BUF	@ TB	Totals
<b>FIRST DOWNS</b>				
Total	21	24	26	71
Rushing	8	7	8	23
Passing	11	14	12	37
Penalty	2	3	6	11
<b>THIRD DOWNS</b>				
Attempts	13	14	12	39
Converted	6	5	4	15
Percentage	46.2%	35.7%	33.3%	38.5%
<b>FOURTH DOWNS</b>				
Attempts	3	2	1	6
Converted	3	2	0	5
Percentage	100.0%	100.0%	0.0%	83.3%
<b>TOT. OFFENSE</b>				
Net Yards	308	363	340	1,011
Plays	60	70	63	193
Avg./Play	5.1	5.2	5.4	5.2
<b>RUSHING</b>				
Net Yards	112	129	145	386
Rush. Att.	22	18	33	73
Avg./Att.	5.1	7.2	4.4	5.3
<b>PASSING</b>				
Net Yards	196	234	195	625
Attempts	37	48	29	114
Completions	23	28	21	72
Intercepted	1	1	0	2
Gross Yards	204	287	201	692
Sacked	1.0	4.0	1.0	6.0
Yards Lost	8	53	6	67
<b>ADVANCES</b>				
Rushes	22	18	33	73
Completions	23	28	21	72
Totals	45	46	54	145
Total Drives	8	10	11	29
<b>PENALTIES</b>				
Number	3	4	4	11
Yards	25	38	39	102
<b>FUMBLES</b>				
Number	1	0	1	2
Lost	1	0	0	1
<b>PUNTING</b>				
Yards	95	148	150	393
Punts	2	3	4	9
Net Avg.	43.5	49.3	37.5	42.8
Gross Avg.	47.5	49.3	37.5	43.7
<b>SCORING</b>				
Points	17	24	31	72
Q1	3	9	7	19
Q2	0	3	14	17
Q3	7	3	10	20
Q4	7	9	0	16
OT	0	0	0	0
TD Rushing	1	0	1	2
TD Passing	1	2	3	6
TD KO Returns	0	0	0	0
TD Punt Returns	0	0	0	0
TD Sp. Teams	0	0	0	0
TD Def. Returns	0	0	0	0
FG Attempts	1	4	1	6
FG Made	1	4	1	6
Safety	0	0	0	0
2-Pt Attempts	0	1	0	1
2-Pt Made	0	0	0	0
Time of Possession	29:23	28:51	31:23	89:37



# INDIVIDUAL SINGLE-GAME HIGHS

## 2020 REGULAR SEASON CHIEFS INDIVIDUAL SINGLE-GAME HIGHS

<b>Touchdowns</b>	3	Tyreek Hill	at Buccaneers	11/29
<b>Passes Attempted</b>	49	Patrick Mahomes	at Buccaneers	11/29
<b>Passes Completed</b>	37	Patrick Mahomes	at Buccaneers	11/29
<b>Completion Percentage</b>	80.7	Patrick Mahomes	at Bills	10/19
<b>Passing Yards</b>	462	Patrick Mahomes	at Buccaneers	11/29
<b>Yards Per Attempt</b>	11.6	Patrick Mahomes	at Dolphins	12/13
<b>Touchdown Passes</b>	5	Patrick Mahomes	vs. Jets	11/01
<b>Pass Receptions</b>	13	Tyreek Hill	at Buccaneers	11/29
<b>Receiving Yards</b>	269	Tyreek Hill	at Buccaneers	11/29
<b>Touchdown Receptions</b>	3	Tyreek Hill	at Buccaneers	11/29
<b>Rushing Yards</b>	161	Clyde Edwards-Helaire	at Bills	10/19
<b>Rushing Attempts</b>	26	Clyde Edwards-Helaire	at Bills	10/19
<b>Rushing Average</b>	6.2	Clyde Edwards-Helaire	at Bills	10/19
<b>Rushing Touchdowns</b>	2	Clyde Edwards-Helaire	at Raiders	11/22
<b>Yards From Scrimmage</b>	269	Tyreek Hill	at Buccaneers	11/29
<b>Combined Net Yards</b>	269	Tyreek Hill	at Buccaneers	11/29
<b>Interceptions Made</b>	2	Tyrann Mathieu	vs. Broncos	12/06
<b>Interceptions Thrown</b>	3	Patrick Mahomes	at Dolphins	12/13
<b>INT Return Yards</b>	50	Daniel Sorensen	at Broncos	10/25
<b>Tackles</b>	12	Damien Wilson	at Chargers	09/20
<b>Sacks</b>	2.0	Chris Jones	at Ravens	09/28
<b>Punts</b>	6	Tommy Townsend	at Saints	12/20
<b>Punts Inside the 20</b>	3	Tommy Townsend	vs. Falcons	12/27
		Tommy Townsend	at Saints	12/20
<b>Punting Average</b>	60.8	Tommy Townsend	vs. Patriots	10/05
<b>Punt Returns</b>	4	Mecole Hardman	vs. Falcons	12/27
		Mecole Hardman	at Saints	12/20
		Mecole Hardman	at Buccaneers	11/29
<b>Punt Return Yards</b>	67	Mecole Hardman	at Dolphins	12/13
<b>Kickoff Returns</b>	3	Rashad Fenton	vs. Chargers	01/03
		Byron Pringle	vs. Chargers	01/03
		Byron Pringle	at Raiders	11/22
		Byron Pringle	vs. Jets	11/01
<b>Kickoff Return Yards</b>	102	Byron Pringle	at Broncos	10/25
<b>Field Goals Attempted</b>	5	Harrison Butker	vs. Broncos	12/06
<b>Field Goals Made</b>	5	Harrison Butker	vs. Broncos	12/06

## 2020 REGULAR SEASON KANSAS CITY CHIEFS LONGEST PLAYS

<b>Run From Scrimmage</b>	32	Tyreek Hill	at Dolphins	12/13
<b>Touchdown Run</b>	32	Tyreek Hill	at Dolphins	12/13
<b>Passing Long</b>	75	Patrick Mahomes	at Buccaneers	11/29
<b>Touchdown Pass Long</b>	75	Patrick Mahomes	at Buccaneers	11/29
<b>Pass Reception</b>	75	Tyreek Hill	at Buccaneers	11/29
<b>Touchdown Reception</b>	75	Tyreek Hill	at Buccaneers	11/29
<b>Interception Return</b>	50	Daniel Sorensen	at Broncos	10/25
<b>Longest INT Return for TD</b>	50	Daniel Sorensen	at Broncos	10/25
<b>Longest Opponent's Fumble Return</b>	15	Darius Harris	vs. Falcons	12/27
<b>Punt Return</b>	67	Mecole Hardman	at Dolphins	12/13
<b>Kickoff Return</b>	102	Byron Pringle	at Broncos	10/25
<b>Punt</b>	67	Tommy Townsend	vs. Raiders	10/11
<b>Field Goal</b>	58 (2)	Harrison Butker	at Chargers	09/20
<b>Field Goal Attempt</b>	58 (2)	Harrison Butker	at Chargers	09/20

# INDIVIDUAL SINGLE-GAME HIGHS

## 2020 POSTSEASON CHIEFS INDIVIDUAL SINGLE-GAME HIGHS

<b>Touchdowns</b>	2	Travis Kelce	vs. Bills	01/24
<b>Passes Attempted</b>	49	Patrick Mahomes	at Buccaneers	02/07
<b>Passes Completed</b>	29	Patrick Mahomes	vs. Bills	01/24
<b>Completion Percentage</b>	76.3	Patrick Mahomes	vs. Bills	01/24
<b>Passing Yards</b>	325	Patrick Mahomes	vs. Bills	01/24
<b>Yards Per Attempt</b>	8.6	Patrick Mahomes	vs. Bills	01/24
<b>Touchdown Passes</b>	3	Patrick Mahomes	vs. Bills	01/24
<b>Pass Receptions</b>	13	Travis Kelce	vs. Bills	01/24
<b>Receiving Yards</b>	172	Tyreek Hill	vs. Bills	01/24
<b>Touchdown Receptions</b>	2	Travis Kelce	vs. Bills	01/24
<b>Rushing Yards</b>	78	Darrel Williams	vs. Browns	01/17
<b>Rushing Attempts</b>	13	Darrel Williams	vs. Bills	01/24
		Darrel Williams	vs. Browns	01/17
<b>Rushing Average</b>	7.1	Clyde Edwards-Helaire	at Buccaneers	02/07
<b>Rushing Touchdowns</b>	1	Clyde Edwards-Helaire	vs. Bills	01/24
		Darrel Williams	vs. Bills	01/24
		Patrick Mahomes	vs. Browns	01/17
<b>Yards From Scrimmage</b>	172	Tyreek Hill	vs. Bills	01/24
<b>Combined Net Yards</b>	172	Tyreek Hill	vs. Bills	01/24
<b>Interceptions Made</b>	1	Rashad Fenton	vs. Bills	01/24
		Tyrann Mathieu	vs. Browns	01/17
<b>Interceptions Thrown</b>	2	Patrick Mahomes	at Buccaneers	02/07
<b>INT Return Yards</b>	30	Rashad Fenton	vs. Bills	01/24
<b>Tackles</b>	10	Damien Wilson	at Buccaneers	02/07
<b>Sacks</b>	2.0	Frank Clark	vs. Bills	01/24
<b>Punts</b>	3	Tommy Townsend	at Buccaneers	02/07
<b>Punts Inside the 20</b>	1	Tommy Townsend	vs. Bills	01/24
<b>Punting Average</b>	44.0	Tommy Townsend	vs. Bills	01/24
<b>Punt Returns</b>	1	Tyreek Hill	at Buccaneers	02/07
		Mecole Hardman	vs. Bills	01/24
		Mecole Hardman	vs. Browns	01/17
<b>Punt Return Yards</b>	8	Mecole Hardman	vs. Browns	01/17
<b>Kickoff Returns</b>	3	Byron Pringle	at Buccaneers	02/07
<b>Kickoff Return Yards</b>	87	Byron Pringle	at Buccaneers	02/07
<b>Field Goals Attempted</b>	4	Harrison Butker	vs. Browns	01/17
<b>Field Goals Made</b>	3	Harrison Butker	at Buccaneers	02/07
		Harrison Butker	vs. Browns	01/17

## 2020 POSTSEASON KANSAS CITY CHIEFS LONGEST PLAYS

<b>Run From Scrimmage</b>	50	Mecole Hardman	vs. Bills	01/24
<b>Touchdown Run</b>	6	Darrel Williams	vs. Bills	01/24
<b>Passing Long</b>	71	Patrick Mahomes	vs. Bills	01/24
<b>Touchdown Pass Long</b>	20	Patrick Mahomes	vs. Browns	01/17
<b>Pass Reception</b>	71	Tyreek Hill	vs. Bills	01/24
<b>Touchdown Reception</b>	20	Travis Kelce	vs. Browns	01/17
<b>Interception Return</b>	30	Rashad Fenton	vs. Bills	01/24
<b>Punt Return</b>	8	Mecole Hardman	vs. Browns	01/17
<b>Kickoff Return</b>	41	Byron Pringle	at Buccaneers	02/07
<b>Punt</b>	51	Tommy Townsend	at Buccaneers	02/07
<b>Field Goal</b>	52	Harrison Butker	at Buccaneers	02/07
<b>Field Goal Attempt</b>	52	Harrison Butker	at Buccaneers	02/07

# OPPONENTS INDIVIDUAL SINGLE-GAME HIGHS

## 2020 REGULAR SEASON OPPONENTS INDIVIDUAL SINGLE-GAME HIGHS

<b>Touchdowns</b>	2	Mike Gesicki	at Dolphins	12/13
		Tim Patrick	vs. Broncos	12/06
		Mike Evans	at Buccaneers	11/29
		Christian McCaffrey	vs. Panthers	11/08
		Josh Jacobs	vs. Raiders	10/11
<b>Passes Attempted</b>	49	Teddy Bridgewater	vs. Panthers	11/08
<b>Passes Completed</b>	36	Teddy Bridgewater	vs. Panthers	11/08
<b>Completion Percentage</b>	77.1	Matt Ryan	vs. Falcons	12/27
<b>Passing Yards</b>	347	Derek Carr	vs. Raiders	10/11
<b>Yards Per Attempt</b>	11.2	Derek Carr	vs. Raiders	10/11
<b>Touchdown Passes</b>	3	Justin Herbert	vs. Chargers	01/03
		Drew Brees	at Saints	12/20
		Tom Brady	at Buccaneers	11/29
		Derek Carr	at Raiders	11/22
		Derek Carr	vs. Raiders	10/11
<b>Pass Receptions</b>	10	Christian McCaffrey	vs. Panthers	11/08
<b>Receiving Yards</b>	130	Calvin Ridley	vs. Falcons	12/27
<b>Touchdown Receptions</b>	2	Mike Gesicki	at Dolphins	12/13
		Tim Patrick	vs. Broncos	12/06
		Mike Evans	at Buccaneers	11/29
<b>Rushing Yards</b>	131	Melvin Gordon III	vs. Broncos	12/06
<b>Rushing Attempts</b>	23	Josh Jacobs	vs. Raiders	10/11
		Joshua Kelley	at Chargers	09/20
<b>Rushing Average</b>	9.2	Lamar Jackson	at Ravens	09/28
<b>Rushing Touchdowns</b>	2	Josh Jacobs	vs. Raiders	10/11
<b>Yards From Scrimmage</b>	151	Christian McCaffrey	vs. Panthers	11/08
<b>Combined Net Yards</b>	151	Christian McCaffrey	vs. Panthers	11/08
<b>Interceptions Made</b>	1	Keanu Neal	vs. Falcons	12/27
		Foyesade Oluokun	vs. Falcons	12/27
		Xavien Howard	at Dolphins	12/13
		Byron Jones	at Dolphins	12/13
		Eric Rowe	at Dolphins	12/13
		Trayvon Mullen	at Raiders	11/22
		Jeff Heath	vs. Raiders	10/11
<b>Interceptions Thrown</b>	2	Drew Lock	vs. Broncos	12/06
		Tom Brady	at Buccaneers	11/29
		Drew Lock	at Broncos	10/25
		Jarrett Stidham	vs. Patriots	10/05
<b>INT Return Yards</b>	51	Foyesade Oluokun	vs. Falcons	12/27
<b>Tackles</b>	15	Demario Davis	at Saints	12/20
<b>Sacks</b>	2.5	Jerome Baker	at Dolphins	12/13
<b>Punts</b>	8	Thomas Morstead	at Saints	12/20
<b>Punts Inside the 20</b>	4	Corey Bojorquez	at Bills	10/19
<b>Punting Average</b>	53.7	Sam Martin	at Broncos	10/25
<b>Punt Returns</b>	2	Tommylee Lewis	at Saints	12/20
		Antonio Callaway	at Dolphins	12/13
		Hunter Renfrow	at Raiders	11/22
<b>Punt Return Yards</b>	26	Tommylee Lewis	at Saints	12/20
<b>Kickoff Returns</b>	4	Joe Reed	at Chargers	09/20
<b>Kickoff Return Yards</b>	119	Devin Duvernay	at Ravens	09/28
<b>Field Goals Attempted</b>	4	Sergio Castillo	vs. Jets	11/01
<b>Field Goals Made</b>	3	Sergio Castillo	vs. Jets	11/01

## 2020 REGULAR SEASON OPPONENTS LONGEST PLAYS

<b>Run From Scrimmage</b>	65	Melvin Gordon III	vs. Broncos	12/06
<b>Touchdown Run</b>	19	David Johnson	vs. Texans	09/10
<b>Passing Long</b>	72	Derek Carr	vs. Raiders	10/11



## OPPONENTS INDIVIDUAL SINGLE-GAME HIGHS

<b>Touchdown Pass Long</b>	72	Derek Carr	vs. Raiders	10/11
<b>Pass Reception</b>	72	Henry Ruggs III	vs. Raiders	10/11
<b>Touchdown Reception</b>	72	Henry Ruggs III	vs. Raiders	10/11
<b>Interception Return</b>	51	Foyesade Oluokun	vs. Falcons	12/27
<b>Longest Opponent's Fumble Return</b>	1	William Gholston	at Buccaneers	11/29
<b>Punt Return</b>	24	Andre Roberts	at Bills	10/19
<b>Kickoff Return</b>	93	Devin Duvernay	at Ravens	09/28
<b>Punt</b>	62	Bradley Pinion	at Buccaneers	11/29
<b>Field Goal</b>	55	Sergio Castillo	vs. Jets	11/01
<b>Field Goal Attempt</b>	67	Joey Slye	vs. Panthers	11/08

# OPPONENTS INDIVIDUAL SINGLE-GAME HIGHS

## 2020 POSTSEASON OPPONENTS INDIVIDUAL SINGLE-GAME HIGHS

<b>Touchdowns</b>	2	Rob Gronkowski	at Buccaneers	02/07
<b>Passes Attempted</b>	48	Josh Allen	vs. Bills	01/24
<b>Passes Completed</b>	28	Josh Allen	vs. Bills	01/24
<b>Completion Percentage</b>	72.4	Tom Brady	at Buccaneers	02/07
<b>Passing Yards</b>	287	Josh Allen	vs. Bills	01/24
<b>Yards Per Attempt</b>	6.9	Tom Brady	at Buccaneers	02/07
<b>Touchdown Passes</b>	3	Tom Brady	at Buccaneers	02/07
<b>Pass Receptions</b>	7	Cole Beasley	vs. Bills	01/24
		Jarvis Landry	vs. Browns	01/17
<b>Receiving Yards</b>	88	Cole Beasley	vs. Bills	01/24
		Rashard Higgins	vs. Browns	01/17
<b>Touchdown Receptions</b>	2	Rob Gronkowski	at Buccaneers	02/07
<b>Rushing Yards</b>	89	Leonard Fournette	at Buccaneers	02/07
<b>Rushing Attempts</b>	16	Leonard Fournette	at Buccaneers	02/07
<b>Rushing Average</b>	12.6	Josh Allen	vs. Bills	01/24
<b>Rushing Touchdowns</b>	1	Leonard Fournette	at Buccaneers	02/07
		Kareem Hunt	vs. Browns	01/17
<b>Yards From Scrimmage</b>	135	Leonard Fournette	at Buccaneers	02/07
<b>Combined Net Yards</b>	135	Leonard Fournette	at Buccaneers	02/07
<b>Interceptions Made</b>	1	Devin White	at Buccaneers	02/07
		Antoine Winfield Jr.	at Buccaneers	02/07
		Karl Joseph	vs. Browns	01/17
<b>Interceptions Thrown</b>	1	Josh Allen	vs. Bills	01/24
		Baker Mayfield	vs. Browns	01/17
<b>Tackles</b>	12	Devin White	at Buccaneers	02/07
<b>Sacks</b>	1.5	Ndamukong Suh	at Buccaneers	02/07
<b>Punts</b>	4	Bradley Pinion	at Buccaneers	02/07
<b>Punts Inside the 20</b>	2	Corey Bojorquez	vs. Bills	01/24
<b>Punting Average</b>	49.3	Corey Bojorquez	vs. Bills	01/24
<b>Punt Returns</b>	1	Andre Roberts	vs. Bills	01/24
<b>Kickoff Returns</b>	3	Jaydon Mickens	at Buccaneers	02/07
<b>Kickoff Return Yards</b>	75	Jaydon Mickens	at Buccaneers	02/07
<b>Field Goals Attempted</b>	4	Tyler Bass	vs. Bills	01/24
<b>Field Goals Made</b>	4	Tyler Bass	vs. Bills	01/24

## 2020 POSTSEASON OPPONENTS LONGEST PLAYS

<b>Run From Scrimmage</b>	27	Leonard Fournette	at Buccaneers	02/07
<b>Touchdown Run</b>	27	Leonard Fournette	at Buccaneers	02/07
<b>Passing Long</b>	34	Josh Allen	vs. Bills	01/24
<b>Touchdown Pass Long</b>	17	Tom Brady	at Buccaneers	02/07
<b>Pass Reception</b>	34	Stefon Diggs	vs. Bills	01/24
<b>Touchdown Reception</b>	17	Rob Gronkowski	at Buccaneers	02/07
<b>Kickoff Return</b>	28	Jaydon Mickens	at Buccaneers	02/07
<b>Punt</b>	56	Corey Bojorquez	vs. Bills	01/24
<b>Field Goal</b>	52	Ryan Succop	at Buccaneers	02/07
<b>Field Goal Attempt</b>	52	Ryan Succop	at Buccaneers	02/07

# BIG YARDAGE GAMES

## 2020 REGULAR SEASON BIG YARDAGE GAMES

### 100-YARD PASS RECEIVERS

DATE	OPPONENT	PLAYER	ATT.	YDS.	AVG.	LG	TD
10/11	vs. Raiders	Travis Kelce	8	108	13.5	32	1
11/1	vs. Jets	Travis Kelce	8	109	13.6	25	1
11/8	vs. Panthers	Tyreek Hill	9	113	12.6	28T	2
11/8	vs. Panthers	Travis Kelce	10	159	15.9	44	0
11/22	at Raiders	Tyreek Hill	11	102	9.3	15	1
11/22	at Raiders	Travis Kelce	8	127	15.9	22T	1
11/29	at Buccaneers	Tyreek Hill	13	269	20.7	75T	3
12/6	vs. Broncos	Travis Kelce	8	136	17.0	28	1
12/13	at Dolphins	Travis Kelce	8	136	17.0	32	1

### 100-YARD RUSHERS

DATE	OPPONENT	PLAYER	ATT.	YDS.	AVG.	LG	TD
9/10	vs. Texans	Clyde Edwards-Helaire	25	138	5.5	27T	1
10/19	at Bills	Clyde Edwards-Helaire	26	161	6.2	31	0

### 300-YARD PASSERS

DATE	OPPONENT	PLAYER	ATT.	YDS.	COMP.	LG	TD
9/20	at Chargers	Patrick Mahomes	47	302	27	54T	2
9/28	at Ravens	Patrick Mahomes	42	385	31	49T	4
10/11	vs. Raiders	Patrick Mahomes	43	340	22	37	2
11/1	vs. Jets	Patrick Mahomes	42	416	31	41T	5
11/8	vs. Panthers	Patrick Mahomes	45	372	30	44	4
11/22	at Raiders	Patrick Mahomes	45	348	34	22T	2
11/29	at Buccaneers	Patrick Mahomes	49	462	37	75T	3
12/6	vs. Broncos	Patrick Mahomes	40	318	25	30	1
12/13	at Dolphins	Patrick Mahomes	34	393	24	44T	2

## 2020 OPPONENTS BIG YARDAGE GAMES

### 100-YARD PASS RECEIVERS

DATE	OPPONENT	PLAYER	ATT.	YDS.	AVG.	LG	TD
9/10	vs. Texans	Will Fuller V	8	112	14.0	31	0
10/11	vs. Raiders	Henry Ruggs III	2	118	59.0	72T	1
11/8	vs. Panthers	Curtis Samuel	9	105	11.7	28	1
11/29	at Buccaneers	Rob Gronkowski	6	106	17.7	48	0
12/27	vs. Falcons	Calvin Ridley	5	130	26.0	54	0
1/3	vs. Chargers	Mike Williams	6	108	18.0	48T	1

### 100-YARD RUSHERS

DATE	OPPONENT	PLAYER	ATT.	YDS.	AVG.	LG	TD
10/5	vs. Patriots	Damien Harris	17	100	5.9	41	0
12/6	vs. Broncos	Melvin Gordon III	15	131	8.7	65	0

### 300-YARD PASSERS

DATE	OPPONENT	PLAYER	ATT.	YDS.	COMP.	LG	TD
9/20	at Chargers	Justin Herbert	33	311	22	35	1
10/11	vs. Raiders	Derek Carr	31	347	22	72T	3
11/8	vs. Panthers	Teddy Bridgewater	49	310	36	28	2
11/29	at Buccaneers	Tom Brady	41	345	27	48	3
12/13	at Dolphins	Tua Tagovailoa	48	316	28	29T	2
12/27	vs. Falcons	Matt Ryan	35	300	27	54	2
1/3	vs. Chargers	Justin Herbert	31	302	22	48T	3



# BIG YARDAGE GAMES

## 2020 POSTSEASON BIG YARDAGE GAMES

### 100-YARD PASS RECEIVERS

DATE	OPPONENT	PLAYER	ATT.	YDS.	AVG.	LG	TD
1/17	vs. Browns	Tyreek Hill	8	110	13.8	26	0
1/17	vs. Browns	Travis Kelce	8	109	13.6	24	1
1/24	vs. Bills	Tyreek Hill	9	172	19.1	71	0
1/24	vs. Bills	Travis Kelce	13	118	9.1	17	2
2/7	at Buccaneers	Travis Kelce	10	133	13.3	33	0

### 300-YARD PASSERS

DATE	OPPONENT	PLAYER	ATT.	YDS.	COMP.	LG	TD
1/24	vs. Bills	Patrick Mahomes	38	325	29	71	3

## 2020 OPPONENTS BIG YARDAGE GAMES

[none]

# 100.0+ PASSER RATING

## 2020 REGULAR SEASON 100.0+ PASSER RATING

CHIEFS																
PASSING GAMES																
DATE	OPPONENT	PLAYER	ATT	CMP	YDS	CMP%	YDS/ATT	YDS/CMP	TD	TD%	INT	INT%	LONG	SACK/LOST	RATING	
09/10	vs. HOU	Patrick Mahomes	32	24	211	75.00%	6.59	8.79	3	9.38%	0	0.00%	19	1/8	123.30	
09/28	at BAL	Patrick Mahomes	42	31	385	73.81%	9.17	12.42	4	9.52%	0	0.00%	49t	0/0	133.50	
10/05	vs. NE	Patrick Mahomes	29	19	236	65.52%	8.14	12.42	2	6.90%	0	0.00%	45	1/7	113.60	
10/19	at BUF	Patrick Mahomes	26	21	225	80.77%	8.65	10.71	2	7.69%	0	0.00%	37	1/4	128.40	
10/25	at DEN	Patrick Mahomes	23	15	200	65.22%	8.70	13.33	1	4.35%	0	0.00%	38	3/25	107.20	
11/01	vs. NYJ	Patrick Mahomes	42	31	416	73.81%	9.90	13.42	5	11.90%	0	0.00%	41t	0/0	144.40	
11/08	vs. CAR	Patrick Mahomes	45	30	372	66.67%	8.27	12.40	4	8.89%	0	0.00%	44	2/11	121.70	
11/22	at LV	Patrick Mahomes	45	34	348	75.56%	7.73	10.24	2	4.44%	1	2.22%	22t	0/0	102.80	
11/29	at TB	Patrick Mahomes	49	37	462	75.51%	9.43	12.49	3	6.12%	0	0.00%	75t	2/6	124.70	
01/03	vs. LAC	Chad Henne	32	23	218	71.88%	6.81	9.48	2	6.25%	0	0.00%	37	1/1	111.20	
DATE	OPPONENT	PLAYER	ATT	CMP	YDS	CMP%	YDS/ATT	YDS/CMP	TD	TD%	INT	INT%	LONG	SACK/LOST	RATING	
01/17	vs. CLE	Patrick Mahomes	30	21	255	70.00%	8.50	12.14	1	3.33%	0	0.00%	42	0/0	106.90	
01/24	vs. BUF	Patrick Mahomes	38	29	325	76.32%	8.55	11.21	3	7.89%	0	0.00%	71	1/0	127.60	

## 2020 OPPONENTS 100.0+ PASSER RATING

PASSING GAMES																
DATE	OPPONENT	PLAYER	ATT	CMP	YDS	CMP%	YDS/ATT	YDS/CMP	TD	TD%	INT	INT%	LONG	SACK/LOST	RATING	
10/11	vs. LV	Derek Carr	31	22	347	70.97%	11.19	15.77	3	9.68%	1	3.23%	72t	1/1	126.70	
11/08	vs. CAR	Teddy Bridgewater	49	36	310	73.47%	6.33	8.61	2	4.08%	0	0.00%	28	2/7	103.30	
11/22	at LV	Derek Carr	31	23	275	74.19%	8.87	11.96	3	9.68%	1	3.23%	29	0/0	119.70	
12/27	vs. ATL	Matt Ryan	35	27	300	77.14%	8.57	11.11	2	5.71%	0	0.00%	54	4/23	121.10	
01/03	vs. LAC	Justin Herbert	31	22	302	70.97%	9.74	13.73	3	9.68%	0	0.00%	48t	3/21	134.10	
DATE	OPPONENT	PLAYER	ATT	CMP	YDS	CMP%	YDS/ATT	YDS/CMP	TD	TD%	INT	INT%	LONG	SACK/LOST	RATING	
02/07	at TB	Tom Brady	29	21	201	72.41%	6.93	9.57	3	10.34%	0	0.00%	31	1/6	125.80	

# 100.0+ PASSER RATING

## 2020 REGULAR SEASON 100.0+ PASSER RATING

CHIEFS																
PASSING GAMES																
DATE	OPPONENT	PLAYER	ATT	CMP	YDS	CMP%	YDS/ATT	YDS/CMP	TD	TD%	INT	INT%	LONG	SACK/LOST	RATING	
09/10	vs. HOU	Patrick Mahomes	32	24	211	75.00%	6.59	8.79	3	9.38%	0	0.00%	19	1/8	123.30	
09/28	at BAL	Patrick Mahomes	42	31	385	73.81%	9.17	12.42	4	9.52%	0	0.00%	49t	0/0	133.50	
10/05	vs. NE	Patrick Mahomes	29	19	236	65.52%	8.14	12.42	2	6.90%	0	0.00%	45	1/7	113.60	
10/19	at BUF	Patrick Mahomes	26	21	225	80.77%	8.65	10.71	2	7.69%	0	0.00%	37	1/4	128.40	
10/25	at DEN	Patrick Mahomes	23	15	200	65.22%	8.70	13.33	1	4.35%	0	0.00%	38	3/25	107.20	
11/01	vs. NYJ	Patrick Mahomes	42	31	416	73.81%	9.90	13.42	5	11.90%	0	0.00%	41t	0/0	144.40	
11/08	vs. CAR	Patrick Mahomes	45	30	372	66.67%	8.27	12.40	4	8.89%	0	0.00%	44	2/11	121.70	
11/22	at LV	Patrick Mahomes	45	34	348	75.56%	7.73	10.24	2	4.44%	1	2.22%	22t	0/0	102.80	
11/29	at TB	Patrick Mahomes	49	37	462	75.51%	9.43	12.49	3	6.12%	0	0.00%	75t	2/6	124.70	
01/03	vs. LAC	Chad Henne	32	23	218	71.88%	6.81	9.48	2	6.25%	0	0.00%	37	1/1	111.20	
DATE	OPPONENT	PLAYER	ATT	CMP	YDS	CMP%	YDS/ATT	YDS/CMP	TD	TD%	INT	INT%	LONG	SACK/LOST	RATING	
01/17	vs. CLE	Patrick Mahomes	30	21	255	70.00%	8.50	12.14	1	3.33%	0	0.00%	42	0/0	106.90	
01/24	vs. BUF	Patrick Mahomes	38	29	325	76.32%	8.55	11.21	3	7.89%	0	0.00%	71	1/0	127.60	

## 2020 OPPONENTS 100.0+ PASSER RATING

PASSING GAMES																
DATE	OPPONENT	PLAYER	ATT	CMP	YDS	CMP%	YDS/ATT	YDS/CMP	TD	TD%	INT	INT%	LONG	SACK/LOST	RATING	
10/11	vs. LV	Derek Carr	31	22	347	70.97%	11.19	15.77	3	9.68%	1	3.23%	72t	1/1	126.70	
11/08	vs. CAR	Teddy Bridgewater	49	36	310	73.47%	6.33	8.61	2	4.08%	0	0.00%	28	2/7	103.30	
11/22	at LV	Derek Carr	31	23	275	74.19%	8.87	11.96	3	9.68%	1	3.23%	29	0/0	119.70	
12/27	vs. ATL	Matt Ryan	35	27	300	77.14%	8.57	11.11	2	5.71%	0	0.00%	54	4/23	121.10	
01/03	vs. LAC	Justin Herbert	31	22	302	70.97%	9.74	13.73	3	9.68%	0	0.00%	48t	3/21	134.10	
DATE	OPPONENT	PLAYER	ATT	CMP	YDS	CMP%	YDS/ATT	YDS/CMP	TD	TD%	INT	INT%	LONG	SACK/LOST	RATING	
02/07	at TB	Tom Brady	29	21	201	72.41%	6.93	9.57	3	10.34%	0	0.00%	31	1/6	125.80	



# WEEK-BY-WEEK RANKINGS

2020 REGULAR SEASON									
		OFFENSE				DEFENSE			
DATE	OPPONENT	TOTAL	RUSH	PASS	*POINTS SCORED	TOTAL	RUSH	PASS	*POINTS SCORED
09/10	Houston	15	3	24	T-4	14	15	18	T-11
09/20	at L.A. Chargers	13	8	18	T-8	27	27	24	9
09/28	at Baltimore	5	9	4	T-4	11	27	4	6
10/05	New England	5	9	6	9	14	28	3	2
10/11	Las Vegas	3	13	4	T-8	20	29	6	7
10/19	at Buffalo	3	6	7	9	16	30	3	9
10/25	at Denver	7	9	12	5	18	30	4	9
11/01	N.Y. Jets	4	13	4	2	10	29	3	T-3
11/08	Carolina	4	15	2	2	13	28	6	6
[bye]	--	2	14	1	2	14	29	8	6
11/22	at Las Vegas	2	16	1	1	15	26	8	7
11/29	at Tampa Bay	1	18	1	2	18	T-23	16	6
12/06	Denver	1	16	1	2	17	27	T-12	6
12/13	at Miami	1	17	1	2	17	26	14	8
12/20	at New Orleans	1	14	1	2	15	21	T-10	8
12/27	Atlanta	1	15	1	2	16	18	15	6
01/03	L.A. Chargers	1	16	1	6	16	21	14	T-10

\*Points per game

2020 POSTSEASON									
		OFFENSE				DEFENSE			
DATE	OPPONENT	TOTAL	RUSH	PASS	*POINTS SCORED	TOTAL	RUSH	PASS	*POINTS SCORED
01/17	Cleveland	4	7	2	T-8	4	7	6	3
01/24	Buffalo	3	4	3	3	2	2	2	1
02/07	at Tampa Bay	2	2	2	2	1	2	1	1

\*Points per game

# INDIVIDUAL GXG STATS: PASSING

## 2020 REGULAR SEASON INDIVIDUAL GAME-BY-GAME STATS

PASSING:		CHAD HENNE												
DATE	OPP.	ATT	CMP	YDS	CMP%	Y/A	Y/C	TD	TD%	INT	INT%	LG	SK/YD	RATE
09/10	Houston	DID NOT PLAY												
09/20	at L.A. Chargers	DID NOT PLAY												
09/28	at Baltimore	DID NOT PLAY												
10/05	New England	DID NOT PLAY												
10/11	Las Vegas	DID NOT PLAY												
10/19	at Buffalo	DID NOT PLAY												
10/25	at Denver	2	2	13	100.0%	6.5	6.5	0	0.0%	0	0.0%	11	1/3	93.8
11/01	N.Y. Jets	4	3	17	75.0%	4.3	5.7	0	0.0%	0	0.0%	10	0/0	82.3
11/08	Carolina	DID NOT PLAY												
11/22	at Las Vegas	DID NOT PLAY												
11/29	at Tampa Bay	DID NOT PLAY												
12/06	Denver	DID NOT PLAY												
12/13	at Miami	DID NOT PLAY												
12/20	at New Orleans	DID NOT PLAY												
12/27	Atlanta	DID NOT PLAY												
01/03	L.A. Chargers	32	23	218	71.9%	6.8	9.5	2	6.3%	0	0.0%	37	1/1	111.2
TOTALS		38	28	248	73.7%	6.5	8.9	2	5.3%	0	0.0%	37	2/4	108.2

PASSING:		TRAVIS KELCE												
DATE	OPP.	ATT	CMP	YDS	CMP%	Y/A	Y/C	TD	TD%	INT	INT%	LG	SK/YD	RATE
09/10	Houston	0	0	0	0.0%	0.0	0.0	0	0.0%	0	0.0%	--	0/0	0.0
09/20	at L.A. Chargers	0	0	0	0.0%	0.0	0.0	0	0.0%	0	0.0%	--	0/0	0.0
09/28	at Baltimore	0	0	0	0.0%	0.0	0.0	0	0.0%	0	0.0%	--	0/0	0.0
10/05	New England	0	0	0	0.0%	0.0	0.0	0	0.0%	0	0.0%	--	0/0	0.0
10/11	Las Vegas	0	0	0	0.0%	0.0	0.0	0	0.0%	0	0.0%	--	0/0	0.0
10/19	at Buffalo	0	0	0	0.0%	0.0	0.0	0	0.0%	0	0.0%	--	0/0	0.0
10/25	at Denver	0	0	0	0.0%	0.0	0.0	0	0.0%	0	0.0%	--	0/0	0.0
11/01	N.Y. Jets	0	0	0	0.0%	0.0	0.0	0	0.0%	0	0.0%	--	0/0	0.0
11/08	Carolina	0	0	0	0.0%	0.0	0.0	0	0.0%	0	0.0%	--	0/0	0.0
11/22	at Las Vegas	1	1	4	100.0%	4.0	4.0	0	0.0%	0	0.0%	4	0/0	83.3
11/29	at Tampa Bay	1	0	0	0.0%	0.0	0.0	0	0.0%	0	0.0%	--	0/0	39.6
12/06	Denver	0	0	0	0.0%	0.0	0.0	0	0.0%	0	0.0%	--	0/0	0.0
12/13	at Miami	0	0	0	0.0%	0.0	0.0	0	0.0%	0	0.0%	--	0/0	0.0
12/20	at New Orleans	0	0	0	0.0%	0.0	0.0	0	0.0%	0	0.0%	--	0/0	0.0
12/27	Atlanta	0	0	0	0.0%	0.0	0.0	0	0.0%	0	0.0%	--	0/0	0.0
01/03	L.A. Chargers	DID NOT PLAY												
TOTALS		2	1	4	50.0%	2.0	4.0	0	0.0%	0	0.0%	4	0/0	56.3

PASSING:		PATRICK MAHOMES												
DATE	OPP.	ATT	CMP	YDS	CMP%	Y/A	Y/C	TD	TD%	INT	INT%	LG	SK/YD	RATE
09/10	Houston	32	24	211	75.0%	6.6	8.8	3	9.4%	0	0.0%	19	1/8	123.3
09/20	at L.A. Chargers	47	27	302	57.4%	6.4	11.2	2	4.3%	0	0.0%	54t	1/13	90.9
09/28	at Baltimore	42	31	385	73.8%	9.2	12.4	4	9.5%	0	0.0%	49t	0/0	133.5
10/05	New England	29	19	236	65.5%	8.1	12.4	2	6.9%	0	0.0%	45	1/7	113.6
10/11	Las Vegas	43	22	340	51.2%	7.9	15.5	2	4.7%	1	2.3%	37	3/7	83.5
10/19	at Buffalo	26	21	225	80.8%	8.7	10.7	2	7.7%	0	0.0%	37	1/4	128.4
10/25	at Denver	23	15	200	65.2%	8.7	13.3	1	4.3%	0	0.0%	38	3/25	107.2
11/01	N.Y. Jets	42	31	416	73.8%	9.9	13.4	5	11.9%	0	0.0%	41t	0/0	144.4
11/08	Carolina	45	30	372	66.7%	8.3	12.4	4	8.9%	0	0.0%	44	2/11	121.7
11/22	at Las Vegas	45	34	348	75.6%	7.7	10.2	2	4.4%	1	2.2%	22t	0/0	102.8
11/29	at Tampa Bay	49	37	462	75.5%	9.4	12.5	3	6.1%	0	0.0%	75t	2/6	124.7
12/06	Denver	40	25	318	62.5%	8.0	12.7	1	2.5%	0	0.0%	30	1/5	95.6
12/13	at Miami	34	24	393	70.6%	11.6	16.4	2	5.9%	3	8.8%	44t	3/39	91.9
12/20	at New Orleans	47	26	254	55.3%	5.4	9.8	3	6.4%	0	0.0%	23	4/22	92.0
12/27	Atlanta	44	24	278	54.5%	6.3	11.6	2	4.5%	1	2.3%	31	0/0	79.5
01/03	L.A. Chargers	INACTIVE												
TOTALS		588	390	4,740	66.3%	8.1	12.2	38	6.5%	6	1.0%	75t	22/147	108.2

# INDIVIDUAL GXG STATS: PASSING

PASSING:		MATT MOORE												
DATE	OPP.	ATT	CMP	YDS	CMP%	Y/A	Y/C	TD	TD%	INT	INT%	LG	SK/YD	RATE
09/10	Houston													
09/20	at L.A. Chargers													
09/28	at Baltimore													
10/05	New England													
10/11	Las Vegas													
10/19	at Buffalo													
10/25	at Denver													
11/01	N.Y. Jets													
11/08	Carolina													
11/22	at Las Vegas													
11/29	at Tampa Bay													
12/06	Denver													
12/13	at Miami													
12/20	at New Orleans													
12/27	Atlanta													
01/03	L.A. Chargers													
TOTALS		0	0	0	0.0%	0.0	0.0	0	0.0%	0	0.0%	--	0/0	0.0

PASSING:		JORDAN TA'AMU												
DATE	OPP.	ATT	CMP	YDS	CMP%	Y/A	Y/C	TD	TD%	INT	INT%	LG	SK/YD	RATE
09/10	Houston													
09/20	at L.A. Chargers													
09/28	at Baltimore													
10/05	New England													
10/11	Las Vegas													
10/19	at Buffalo													
10/25	at Denver													
11/01	N.Y. Jets													
11/08	Carolina													
11/22	at Las Vegas													
11/29	at Tampa Bay													
12/06	Denver													
12/13	at Miami													
12/20	at New Orleans													
12/27	Atlanta													
01/03	L.A. Chargers													
TOTALS		0	0	0	0.0%	0.0	0.0	0	0.0%	0	0.0%	--	0/0	0.0

PASSING:		TOMMY TOWNSEND												
DATE	OPP.	ATT	CMP	YDS	CMP%	Y/A	Y/C	TD	TD%	INT	INT%	LG	SK/YD	RATE
09/10	Houston	0	0	0	0.0%	0.0	0.0	0	0.0%	0	0.0%	--	0/0	0.0
09/20	at L.A. Chargers	0	0	0	0.0%	0.0	0.0	0	0.0%	0	0.0%	--	0/0	0.0
09/28	at Baltimore	0	0	0	0.0%	0.0	0.0	0	0.0%	0	0.0%	--	0/0	0.0
10/05	New England	0	0	0	0.0%	0.0	0.0	0	0.0%	0	0.0%	--	0/0	0.0
10/11	Las Vegas	0	0	0	0.0%	0.0	0.0	0	0.0%	0	0.0%	--	0/0	0.0
10/19	at Buffalo	0	0	0	0.0%	0.0	0.0	0	0.0%	0	0.0%	--	0/0	0.0
10/25	at Denver	0	0	0	0.0%	0.0	0.0	0	0.0%	0	0.0%	--	0/0	0.0
11/01	N.Y. Jets	1	1	13	100.0%	13.0	13.0	0	0.0%	0	0.0%	13	0/0	118.8
11/08	Carolina	0	0	0	0.0%	0.0	0.0	0	0.0%	0	0.0%	--	0/0	0.0
11/22	at Las Vegas	0	0	0	0.0%	0.0	0.0	0	0.0%	0	0.0%	--	0/0	0.0
11/29	at Tampa Bay	0	0	0	0.0%	0.0	0.0	0	0.0%	0	0.0%	--	0/0	0.0
12/06	Denver	0	0	0	0.0%	0.0	0.0	0	0.0%	0	0.0%	--	0/0	0.0
12/13	at Miami	0	0	0	0.0%	0.0	0.0	0	0.0%	0	0.0%	--	0/0	0.0
12/20	at New Orleans	0	0	0	0.0%	0.0	0.0	0	0.0%	0	0.0%	--	0/0	0.0
12/27	Atlanta	0	0	0	0.0%	0.0	0.0	0	0.0%	0	0.0%	--	0/0	0.0
01/03	L.A. Chargers	0	0	0	0.0%	0.0	0.0	0	0.0%	0	0.0%	--	0/0	0.0
TOTALS		1	1	13	100.0%	13.0	13.0	0	0.0%	0	0.0%	13	0/0	118.8



# INDIVIDUAL GXG STATS: PASSING

PASSING:		SAMMY WATKINS												
DATE	OPP.	ATT	CMP	YDS	CMP%	Y/A	Y/C	TD	TD%	INT	INT%	LG	SK/YD	RATE
09/10	Houston	0	0	0	0.0%	0.0	0.0	0	0.0%	0	0.0%	--	0/0	0.0
09/20	at L.A. Chargers	0	0	0	0.0%	0.0	0.0	0	0.0%	0	0.0%	--	0/0	0.0
09/28	at Baltimore	0	0	0	0.0%	0.0	0.0	0	0.0%	0	0.0%	--	0/0	0.0
10/05	New England	0	0	0	0.0%	0.0	0.0	0	0.0%	0	0.0%	--	0/0	0.0
10/11	Las Vegas	0	0	0	0.0%	0.0	0.0	0	0.0%	0	0.0%	--	0/0	0.0
10/19	at Buffalo	INACTIVE												
10/25	at Denver	INACTIVE												
11/01	N.Y. Jets	INACTIVE												
11/08	Carolina	INACTIVE												
11/22	at Las Vegas	INACTIVE												
11/29	at Tampa Bay	0	0	0	0.0%	0.0	0.0	0	0.0%	0	0.0%	--	0/0	0.0
12/06	Denver	0	0	0	0.0%	0.0	0.0	0	0.0%	0	0.0%	--	0/0	0.0
12/13	at Miami	0	0	0	0.0%	0.0	0.0	0	0.0%	0	0.0%	--	0/0	0.0
12/20	at New Orleans	0	0	0	0.0%	0.0	0.0	0	0.0%	0	0.0%	--	0/0	0.0
12/27	Atlanta	1	0	0	0.0%	0.0	0.0	0	0.0%	1	100.0%	--	0/0	0.0
01/03	L.A. Chargers	INACTIVE												
TOTALS		1	0	0	0.0%	0.0	0.0	0	0.0%	1	100.0%	0	0/0	0.0

# INDIVIDUAL GXG STATS: PASSING

## 2020 POSTSEASON INDIVIDUAL GAME-BY-GAME STATS

PASSING:	CHAD HENNE												
DATE OPP.	ATT	CMP	YDS	CMP%	Y/A	Y/C	TD	TD%	INT	INT%	LG	SK/YD	RATE
01/17 Cleveland	8	6	66	75.0%	8.3	11.0	0	0.0%	1	12.5%	24	1/6	59.4
01/24 Buffalo	DID NOT PLAY												
02/07 at Tampa Bay	DID NOT PLAY												
TOTALS	8	6	66	75.0%	8.3	11.0	0	0.0%	1	12.5%	24	1/6	59.4

PASSING:	PATRICK MAHOMES												
DATE OPP.	ATT	CMP	YDS	CMP%	Y/A	Y/C	TD	TD%	INT	INT%	LG	SK/YD	RATE
01/17 Cleveland	30	21	255	70.0%	8.5	12.1	1	3.3%	0	0.0%	42	0/0	106.9
01/24 Buffalo	38	29	325	76.3%	8.6	11.2	3	7.9%	0	0.0%	71	1/0	127.6
02/07 at Tampa Bay	49	26	270	53.1%	5.5	10.4	0	0.0%	2	4.1%	33	3/27	52.3
TOTALS	117	76	850	65.0%	7.3	11.2	4	3.4%	2	1.7%	71	4/27	90.8

PASSING:	MATT MOORE												
DATE OPP.	ATT	CMP	YDS	CMP%	Y/A	Y/C	TD	TD%	INT	INT%	LG	SK/YD	RATE
01/17 Cleveland	PRACTICE SQUAD												
01/24 Buffalo	PRACTICE SQUAD												
02/07 at Tampa Bay	INACTIVE												
TOTALS	0	0	0	0.0%	0.0	0.0	0	0.0%	0	0.0%	--	0/0	0.0

# INDIVIDUAL GXG STATS: RUSHING

## 2020 REGULAR SEASON INDIVIDUAL GAME-BY-GAME STATS

RUSHING:	LE'VEON BELL					CLYDE EDWARDS-HELAIRE					MECOLE HARDMAN				
DATE OPP.	NO.	YDS	AVG	LG	TD	NO.	YDS	AVG	LG	TD	NO.	YDS	AVG	LG	TD
09/10 Houston			Jets			25	138	5.5	27t	1	0	0	0.0	--	0
09/20 at L.A. Chargers			Jets			10	38	3.8	17	0	1	3	3.0	3	0
09/28 at Baltimore			Jets			20	64	3.2	16	0	0	0	0.0	--	0
10/05 New England			Jets			16	64	4.0	13	0	0	0	0.0	--	0
10/11 Las Vegas			Jets			10	40	4.0	9	0	0	0	0.0	--	0
10/19 at Buffalo			INACTIVE			26	161	6.2	31	0	0	0	0.0	--	0
10/25 at Denver	6	39	6.5	16	0	8	46	5.8	27	1	1	13	13.0	13	0
11/01 N.Y. Jets	6	7	1.2	4	0	6	21	3.5	4	0	0	0	0.0	--	0
11/08 Carolina	4	8	2.0	4	0	5	14	2.8	7	0	0	0	0.0	--	0
11/22 at Las Vegas	7	25	3.6	11	1	14	69	4.9	14t	2	0	0	0.0	--	0
11/29 at Tampa Bay	5	22	4.4	10	0	11	37	3.4	10	0	0	0	0.0	--	0
12/06 Denver	11	40	3.6	16	0	DID NOT PLAY					0	0	0.0	--	0
12/13 at Miami	2	21	10.5	13	0	16	32	2.0	12	0	0	0	0.0	--	0
12/20 at New Orleans	15	62	4.1	12t	1	14	79	5.6	16	0	1	-5	-5.0	-5	0
12/27 Atlanta	7	30	4.3	11	0	INACTIVE					1	20	20.0	20	0
01/03 L.A. Chargers			DID NOT PLAY			INACTIVE					0	0	0.0	--	0
TOTALS	63	254	4.0	16	2	181	803	4.4	31	4	4	31	7.8	20	0

RUSHING:	CHAD HENNE					TYREEK HILL					PATRICK MAHOMES				
DATE OPP.	NO.	YDS	AVG	LG	TD	NO.	YDS	AVG	LG	TD	NO.	YDS	AVG	LG	TD
09/10 Houston			DID NOT PLAY			0	0	0.0	--	0	0	0	0.0	--	0
09/20 at L.A. Chargers			DID NOT PLAY			1	9	9.0	9	0	6	54	9.0	21	0
09/28 at Baltimore			DID NOT PLAY			2	25	12.5	22	0	4	26	6.5	12	1
10/05 New England			DID NOT PLAY			0	0	0.0	--	0	8	28	3.5	18	0
10/11 Las Vegas			DID NOT PLAY			3	15	5.0	10t	1	6	21	3.5	6	1
10/19 at Buffalo			DID NOT PLAY			1	5	5.0	5	0	10	36	3.6	9	0
10/25 at Denver	4	-2	-0.5	1t	1	0	0	0.0	--	0	0	0	0.0	--	0
11/01 N.Y. Jets	1	0	0.0	--	0	0	0	0.0	--	0	0	0	0.0	--	0
11/08 Carolina			DID NOT PLAY			1	8	8.0	8	0	1	6	6.0	6	0
11/22 at Las Vegas			DID NOT PLAY			2	-2	-1.0	3	0	4	16	4.0	11	0
11/29 at Tampa Bay			DID NOT PLAY			0	0	0.0	--	0	4	28	7.0	17	0
12/06 Denver			DID NOT PLAY			1	30	30.0	30	0	4	26	6.5	20	0
12/13 at Miami			DID NOT PLAY			1	32	32.0	32t	1	5	9	1.8	6	0
12/20 at New Orleans			DID NOT PLAY			1	1	1.0	1	0	7	37	5.3	24	0
12/27 Atlanta			DID NOT PLAY			0	0	0.0	--	0	3	21	7.0	13	0
01/03 L.A. Chargers	2	0	0.0	--	0	INACTIVE					INACTIVE				
TOTALS	7	-2	-0.3	1t	1	13	123	9.5	32t	2	62	308	5.0	24	2

RUSHING:	ANTHONY SHERMAN					DARWIN THOMPSON					DEANDRÉ WASHINGTON				
DATE OPP.	NO.	YDS	AVG	LG	TD	NO.	YDS	AVG	LG	TD	NO.	YDS	AVG	LG	TD
09/10 Houston	1	2	2.0	2	0	0	0	0.0	--	0	PRACTICE SQUAD				
09/20 at L.A. Chargers	0	0	0.0	--	0	4	21	5.3	14	0	PRACTICE SQUAD				
09/28 at Baltimore	1	0	0.0	--	0	2	11	5.5	10	0	PRACTICE SQUAD				
10/05 New England	0	0	0.0	--	0	0	0	0.0	--	0	PRACTICE SQUAD				
10/11 Las Vegas	0	0	0.0	--	0	0	0	0.0	--	0	INACTIVE				
10/19 at Buffalo			RESERVE/COVID-19			3	17	5.7	11	0	INACTIVE				
10/25 at Denver			RESERVE/COVID-19			INACTIVE					3	5	1.7	3	0
11/01 N.Y. Jets			RESERVE/COVID-19			4	3	0.8	2	0	INACTIVE				
11/08 Carolina	0	0	0.0	--	0	0	0	0.0	--	0	NOT ON ROSTER				
11/22 at Las Vegas	0	0	0.0	--	0	0	0	0.0	--	0	Dolphins				
11/29 at Tampa Bay	0	0	0.0	--	0	0	0	0.0	--	0	NOT ON ROSTER				
12/06 Denver	0	0	0.0	--	0	0	0	0.0	--	0	NOT ON ROSTER				
12/13 at Miami	0	0	0.0	--	0	0	0	0.0	--	0	Dolphins				
12/20 at New Orleans	0	0	0.0	--	0	INACTIVE					Dolphins				
12/27 Atlanta	0	0	0.0	--	0	0	0	0.0	--	0	Dolphins				
01/03 L.A. Chargers	1	6	6.0	6	0	14	45	3.2	10	1	Dolphins				
TOTALS	3	8	2.7	6	0	27	97	3.6	14	1	16	40	2.5	7	0



# INDIVIDUAL GXG STATS: RUSHING

RUSHING:		SAMMY WATKINS					DARREL WILLIAMS				
DATE	OPP.	NO.	YDS	AVG	LG	TD	NO.	YDS	AVG	LG	TD
09/10	Houston	1	3	3.0	3	0	7	23	3.3	7	0
09/20	at L.A. Chargers	0	0	0.0	--	0	0	0	0.0	--	0
09/28	at Baltimore	0	0	0.0	--	0	2	6	3.0	6	0
10/05	New England	0	0	0.0	--	0	1	2	2.0	2	0
10/11	Las Vegas	0	0	0.0	--	0	1	4	4.0	4	0
10/19	at Buffalo	INACTIVE					6	26	4.3	13t	1
10/25	at Denver	INACTIVE					0	0	0.0	--	0
11/01	N.Y. Jets	INACTIVE					3	19	6.3	11	0
11/08	Carolina	INACTIVE					0	0	0.0	--	0
11/22	at Las Vegas	INACTIVE					0	0	0.0	--	0
11/29	at Tampa Bay	0	0	0.0	--	0	0	0	0.0	--	0
12/06	Denver	0	0	0.0	--	0	6	38	6.3	12	0
12/13	at Miami	0	0	0.0	--	0	0	0	0.0	--	0
12/20	at New Orleans	0	0	0.0	--	0	3	5	1.7	3	0
12/27	Atlanta	0	0	0.0	--	0	10	46	4.6	11	0
01/03	L.A. Chargers	INACTIVE					0	0	0.0	--	0
TOTALS		1	3	3.0	3	0	39	169	4.3	13t	1

# INDIVIDUAL GXG STATS: RUSHING

## 2020 POSTSEASON INDIVIDUAL GAME-BY-GAME STATS

RUSHING:	LE'VEON BELL					CLYDE EDWARDS-HELAIRE					MECOLE HARDMAN				
DATE OPP.	NO.	YDS	AVG	LG	TD	NO.	YDS	AVG	LG	TD	NO.	YDS	AVG	LG	TD
01/17 Cleveland	2	6	3.0	4	0	INACTIVE					1	4	4.0	4	0
01/24 Buffalo	INACTIVE					6	7	1.2	5	1	1	50	50.0	50	0
02/07 at Tampa Bay	DID NOT PLAY					9	64	7.1	26	0	0	0	0.0	--	0
TOTALS	2	6	3.0	4	0	15	71	4.7	26	1	2	54	27.0	50	0

RUSHING:	CHAD HENNE					TYREEK HILL					PATRICK MAHOMES				
DATE OPP.	NO.	YDS	AVG	LG	TD	NO.	YDS	AVG	LG	TD	NO.	YDS	AVG	LG	TD
01/17 Cleveland	2	12	6.0	13	0	3	9	3.0	4	0	3	14	4.7	13	1
01/24 Buffalo	DID NOT PLAY					0	0	0.0	--	0	5	5	1.0	9	0
02/07 at Tampa Bay	DID NOT PLAY					1	5	5.0	5	0	5	33	6.6	11	0
TOTALS	2	12	6.0	13	0	4	14	3.5	5	0	13	52	4.0	13	1

RUSHING:	DARREL WILLIAMS				
DATE OPP.	NO.	YDS	AVG	LG	TD
01/17 Cleveland	13	78	6.0	16	0
01/24 Buffalo	13	52	4.0	13	1
02/07 at Tampa Bay	2	5	2.5	3	0
TOTALS	28	135	4.8	16	1

# INDIVIDUAL GXG STATS: RECEIVING

## 2020 REGULAR SEASON INDIVIDUAL GAME-BY-GAME STATS

RECEIVING:	LE'VEON BELL					GEHRIG DIETER					CLYDE EDWARDS-HELAIRE				
DATE OPP.	NO.	YDS	AVG	LG	TD	NO.	YDS	AVG	LG	TD	NO.	YDS	AVG	LG	TD
09/10 Houston				Jets						PRACTICE SQUAD	0	0	0.0	--	0
09/20 at L.A. Chargers				Jets						PRACTICE SQUAD	6	32	5.3	10	0
09/28 at Baltimore				Jets						PRACTICE SQUAD	5	70	14.0	24	0
10/05 New England				Jets						PRACTICE SQUAD	3	27	9.0	14	0
10/11 Las Vegas				Jets						PRACTICE SQUAD	3	40	13.3	20	0
10/19 at Buffalo				INACTIVE						PRACTICE SQUAD	4	8	2.0	8	0
10/25 at Denver	0	0	0.0	--	0					PRACTICE SQUAD	1	17	17.0	17	0
11/01 N.Y. Jets	3	31	10.3	18	0					PRACTICE SQUAD	3	10	3.3	8	0
11/08 Carolina	1	-5	-5.0	-5	0	0	0	0.0	--	0	3	20	6.7	8	1
11/22 at Las Vegas	1	11	11.0	11	0	0	0	0.0	--	0	1	8	8.0	8	0
11/29 at Tampa Bay	2	10	5.0	8	0					PRACTICE SQUAD	1	2	2.0	2	0
12/06 Denver	2	15	7.5	14	0					PRACTICE SQUAD	DID NOT PLAY				
12/13 at Miami	2	14	7.0	9	0					PRACTICE SQUAD	5	59	11.8	26	0
12/20 at New Orleans	1	14	14.0	14	0					PRACTICE SQUAD	1	4	4.0	4	0
12/27 Atlanta	1	9	9.0	9	0	0	0	0.0	--	0	INACTIVE				
01/03 L.A. Chargers				DID NOT PLAY		1	10	10.0	10	0	INACTIVE				
<b>TOTALS</b>	<b>13</b>	<b>99</b>	<b>7.6</b>	<b>30</b>	<b>0</b>	<b>1</b>	<b>10</b>	<b>10.0</b>	<b>10</b>	<b>0</b>	<b>36</b>	<b>297</b>	<b>8.3</b>	<b>26</b>	<b>1</b>

RECEIVING:	ERIC FISHER					MECOLE HARDMAN					TYREEK HILL				
DATE OPP.	NO.	YDS	AVG	LG	TD	NO.	YDS	AVG	LG	TD	NO.	YDS	AVG	LG	TD
09/10 Houston	0	0	0.0	--	0	1	6	6.0	6	0	5	46	9.2	15	1
09/20 at L.A. Chargers	0	0	0.0	--	0	2	30	15.0	22	0	5	99	19.8	54t	1
09/28 at Baltimore	1	2	2.0	2t	1	4	81	20.3	49t	1	5	77	15.4	33	1
10/05 New England	0	0	0.0	--	0	4	27	6.8	10	1	4	64	16.0	22	1
10/11 Las Vegas	0	0	0.0	--	0	2	50	25.0	37	0	3	78	26.0	37	0
10/19 at Buffalo	0	0	0.0	--	0	0	0	0.0	--	0	3	20	6.7	8	0
10/25 at Denver	0	0	0.0	--	0	2	57	28.5	38	0	6	55	9.2	15	1
11/01 N.Y. Jets	0	0	0.0	--	0	7	96	13.7	30t	1	4	98	24.5	41t	2
11/08 Carolina	0	0	0.0	--	0	3	48	16.0	32	0	9	113	12.6	28t	2
11/22 at Las Vegas	0	0	0.0	--	0	1	16	16.0	16	0	11	102	9.3	15	1
11/29 at Tampa Bay	0	0	0.0	--	0	3	23	7.7	15	0	13	269	20.7	75t	3
12/06 Denver	0	0	0.0	--	0	1	15	15.0	15	0	6	58	9.7	30	0
12/13 at Miami	0	0	0.0	--	0	3	40	13.3	26	0	3	79	26.3	44t	1
12/20 at New Orleans	0	0	0.0	--	0	3	22	7.3	9	1	6	53	8.8	19	1
12/27 Atlanta	0	0	0.0	--	0	3	24	8.0	11	0	4	65	16.3	31	0
01/03 L.A. Chargers				DID NOT PLAY		2	25	12.5	18	0	INACTIVE				
<b>TOTALS</b>	<b>1</b>	<b>2</b>	<b>2.0</b>	<b>2t</b>	<b>1</b>	<b>41</b>	<b>560</b>	<b>13.7</b>	<b>49t</b>	<b>4</b>	<b>87</b>	<b>1,276</b>	<b>14.7</b>	<b>75t</b>	<b>15</b>

RECEIVING:	NICK KEIZER					TRAVIS KELCE					MARCUS KEMP				
DATE OPP.	NO.	YDS	AVG	LG	TD	NO.	YDS	AVG	LG	TD	NO.	YDS	AVG	LG	TD
09/10 Houston	0	0	0.0	--	0	6	50	8.3	15	1	0	0	0.0	--	0
09/20 at L.A. Chargers	0	0	0.0	--	0	9	90	10.0	20	1	0	0	0.0	--	0
09/28 at Baltimore	0	0	0.0	--	0	6	87	14.5	29	0	0	0	0.0	--	0
10/05 New England	0	0	0.0	--	0	3	70	23.3	45	0	0	0	0.0	--	0
10/11 Las Vegas	0	0	0.0	--	0	8	108	13.5	32	1	PRACTICE SQUAD				
10/19 at Buffalo	1	2	2.0	2	0	5	65	13.0	20	2	0	0	0.0	--	0
10/25 at Denver	2	36	18.0	22	0	3	31	10.3	17	0	1	11	11.0	11	0
11/01 N.Y. Jets	1	5	5.0	5	0	8	109	13.6	25	1	0	0	0.0	--	0
11/08 Carolina	0	0	0.0	--	0	10	159	15.9	44	0	PRACTICE SQUAD				
11/22 at Las Vegas	1	5	5.0	5	0	8	127	15.9	22t	1	PRACTICE SQUAD				
11/29 at Tampa Bay	0	0	0.0	--	0	8	82	10.3	20	0	0	0	0.0	--	0
12/06 Denver	1	15	15.0	15	0	8	136	17.0	28	1	0	0	0.0	--	0
12/13 at Miami	0	0	0.0	--	0	8	136	17.0	32	1	0	0	0.0	--	0
12/20 at New Orleans	0	0	0.0	--	0	8	68	8.5	13	1	NOT ON ROSTER				
12/27 Atlanta	0	0	0.0	--	0	7	98	14.0	29	1	Dolphins				
01/03 L.A. Chargers	0	0	0.0	--	0	DID NOT PLAY					Dolphins				
<b>TOTALS</b>	<b>6</b>	<b>63</b>	<b>10.5</b>	<b>22</b>	<b>0</b>	<b>105</b>	<b>1,416</b>	<b>13.5</b>	<b>45</b>	<b>11</b>	<b>1</b>	<b>11</b>	<b>11.0</b>	<b>11</b>	<b>0</b>

# INDIVIDUAL GXG STATS: RECEIVING

RECEIVING:	BYRON PRINGLE					DEMARCUS ROBINSON					ANTHONY SHERMAN				
DATE OPP.	NO.	YDS	AVG	LG	TD	NO.	YDS	AVG	LG	TD	NO.	YDS	AVG	LG	TD
09/10 Houston	0	0	0.0	--	0	3	20	6.7	9	0	0	0	0.0	--	0
09/20 at L.A. Chargers	0	0	0.0	--	0	3	28	9.3	14	0	0	0	0.0	--	0
09/28 at Baltimore	0	0	0.0	--	0	0	0	0.0	--	0	1	5	5.0	5t	1
10/05 New England	0	0	0.0	--	0	0	0	0.0	--	0	0	0	0.0	--	0
10/11 Las Vegas	1	23	23.0	23	0	2	2	1.0	3	0	0	0	0.0	--	0
10/19 at Buffalo	2	46	23.0	37	0	5	69	13.8	22	0	RESERVE/COVID-19				
10/25 at Denver	0	0	0.0	--	0	1	4	4.0	4	0	RESERVE/COVID-19				
11/01 N.Y. Jets	3	22	7.3	13	0	4	63	15.8	26t	1	RESERVE/COVID-19				
11/08 Carolina	0	0	0.0	--	0	3	34	11.3	28	1	0	0	0.0	--	0
11/22 at Las Vegas	3	17	5.7	10	0	6	44	7.3	17	0	0	0	0.0	--	0
11/29 at Tampa Bay	RESERVE/INJURED					5	36	7.2	13	0	0	0	0.0	--	0
12/06 Denver	RESERVE/INJURED					2	39	19.5	20	0	0	0	0.0	--	0
12/13 at Miami	RESERVE/INJURED					1	13	13.0	13	0	0	0	0.0	--	0
12/20 at New Orleans	0	0	0.0	--	0	2	27	13.5	23	0	0	0	0.0	--	0
12/27 Atlanta	0	0	0.0	--	0	2	29	14.5	25t	1	0	0	0.0	--	0
01/03 L.A. Chargers	4	52	13.0	31	1	6	58	9.7	12	0	0	0	0.0	--	0
TOTALS	13	160	12.3	37	1	45	466	10.4	28	3	1	5	5.0	5t	1

RECEIVING:	DARWIN THOMPSON					DEANDRÉ WASHINGTON					SAMMY WATKINS				
DATE OPP.	NO.	YDS	AVG	LG	TD	NO.	YDS	AVG	LG	TD	NO.	YDS	AVG	LG	TD
09/10 Houston	0	0	0.0	--	0	PRACTICE SQUAD					7	82	11.7	19	1
09/20 at L.A. Chargers	0	0	0.0	--	0	PRACTICE SQUAD					1	11	11.0	11	0
09/28 at Baltimore	0	0	0.0	--	0	PRACTICE SQUAD					7	62	8.9	15	0
10/05 New England	0	0	0.0	--	0	PRACTICE SQUAD					4	43	10.8	21	0
10/11 Las Vegas	0	0	0.0	--	0	INACTIVE					2	24	12.0	16	1
10/19 at Buffalo	0	0	0.0	--	0	INACTIVE					INACTIVE				
10/25 at Denver	INACTIVE					1	2	2.0	2	0	INACTIVE				
11/01 N.Y. Jets	0	0	0.0	--	0	INACTIVE					INACTIVE				
11/08 Carolina	0	0	0.0	--	0	NOT ON ROSTER					INACTIVE				
11/22 at Las Vegas	0	0	0.0	--	0	Dolphins					INACTIVE				
11/29 at Tampa Bay	0	0	0.0	--	0	NOT ON ROSTER					4	38	9.5	14	0
12/06 Denver	0	0	0.0	--	0	NOT ON ROSTER					4	35	8.8	17	0
12/13 at Miami	0	0	0.0	--	0	Dolphins					2	52	26.0	37	0
12/20 at New Orleans	INACTIVE					Dolphins					4	60	15.0	23	0
12/27 Atlanta	0	0	0.0	--	0	Dolphins					2	14	7.0	9	0
01/03 L.A. Chargers	7	65	9.3	37	1	Dolphins					INACTIVE				
TOTALS	7	65	9.3	37	1	3	19	6.3	10	0	37	421	11.4	37	2

RECEIVING:	DARREL WILLIAMS					DEON YELDER				
DATE OPP.	NO.	YDS	AVG	LG	TD	NO.	YDS	AVG	LG	TD
09/10 Houston	2	7	3.5	6	0	DID NOT PLAY				
09/20 at L.A. Chargers	1	12	12.0	12	0	DID NOT PLAY				
09/28 at Baltimore	2	1	0.5	5	0	0	0	0.0	--	0
10/05 New England	0	0	0.0	--	0	1	5	5.0	5	0
10/11 Las Vegas	1	15	15.0	15	0	0	0	0.0	--	0
10/19 at Buffalo	1	15	15.0	15	0	0	0	0.0	--	0
10/25 at Denver	0	0	0.0	--	0	0	0	0.0	--	0
11/01 N.Y. Jets	1	7	7.0	7	0	1	5	5.0	5	0
11/08 Carolina	1	3	3.0	3	0	0	0	0.0	--	0
11/22 at Las Vegas	3	22	7.3	11	0	0	0	0.0	--	0
11/29 at Tampa Bay	0	0	0.0	--	0	1	2	2.0	2	0
12/06 Denver	1	5	5.0	5	0	0	0	0.0	--	0
12/13 at Miami	0	0	0.0	--	0	0	0	0.0	--	0
12/20 at New Orleans	0	0	0.0	--	0	1	6	6.0	6	0
12/27 Atlanta	4	27	6.8	13	0	1	12	12.0	12	0
01/03 L.A. Chargers	1	2	2.0	2	0	2	6	3.0	8	0
TOTALS	18	116	6.4	15	0	7	36	5.1	12	0



# INDIVIDUAL GXG STATS: RECEIVING

## 2020 POSTSEASON INDIVIDUAL GAME-BY-GAME STATS

RECEIVING:	CLYDE EDWARDS-HELAIRE					MECOLE HARDMAN					TYREEK HILL				
DATE OPP.	NO.	YDS	AVG	LG	TD	NO.	YDS	AVG	LG	TD	NO.	YDS	AVG	LG	TD
01/17 Cleveland	INACTIVE					4	58	14.5	42	0	8	110	13.8	26	0
01/24 Buffalo	1	0	0.0	--	0	2	4	2.0	3t	1	9	172	19.1	71	0
02/07 at Tampa Bay	2	23	11.5	18	0	2	4	2.0	4	0	7	73	10.4	23	0
TOTALS	3	23	7.7	18	0	8	66	8.3	42	1	24	355	14.8	71	0

RECEIVING:	TRAVIS KELCE					BYRON PRINGLE					DEMARCUS ROBINSON				
DATE OPP.	NO.	YDS	AVG	LG	TD	NO.	YDS	AVG	LG	TD	NO.	YDS	AVG	LG	TD
01/17 Cleveland	8	109	13.6	24	1	2	14	7.0	11	0	1	14	14.0	14	0
01/24 Buffalo	13	118	9.1	17	2	3	22	7.3	11	0	0	0	0.0	--	0
02/07 at Tampa Bay	10	133	13.3	33	0	1	3	3.0	3	0	1	11	11.0	11	0
TOTALS	31	360	11.6	33	3	6	39	6.5	11	0	2	25	12.5	14	0

RECEIVING:	SAMMY WATKINS					DARREL WILLIAMS				
DATE OPP.	NO.	YDS	AVG	LG	TD	NO.	YDS	AVG	LG	TD
01/17 Cleveland	INACTIVE					4	16	4.0	9	0
01/24 Buffalo	INACTIVE					1	9	9.0	9	0
02/07 at Tampa Bay	1	13	13.0	13	0	2	10	5.0	9	0
TOTALS	1	13	13.0	13	0	7	35	5.0	9	0

# INDIVIDUAL GXG STATS: PUNTING

## 2020 REGULAR SEASON INDIVIDUAL GAME-BY-GAME STATS

PASSING:		TOMMY TOWNSEND							
DATE	OPP.	NO.	YDS	AVG	TB	IN 20	LG	NET	BLK
09/10	Houston	3	136	45.3	1	1	54	32.3	0
09/20	at L.A. Chargers	5	221	44.2	1	2	55	39.6	0
09/28	at Baltimore	1	58	58.0	0	0	58	42.0	0
10/05	New England	4	243	60.8	2	1	65	47.8	0
10/11	Las Vegas	5	244	48.8	1	1	67	44.8	0
10/19	at Buffalo	2	80	40.0	0	1	42	28.0	0
10/25	at Denver	3	133	44.3	0	2	57	44.3	0
11/01	N.Y. Jets	3	122	40.7	1	1	44	34.0	0
11/08	Carolina	1	36	36.0	0	1	36	36.0	0
11/22	at Las Vegas	2	107	53.5	0	0	55	48.0	0
11/29	at Tampa Bay	4	159	39.8	0	1	54	39.3	0
12/06	Denver	3	112	37.3	0	2	43	38.0	0
12/13	at Miami	4	198	49.5	0	1	58	47.5	0
12/20	at New Orleans	6	243	40.5	0	3	61	36.2	0
12/27	Atlanta	4	165	41.3	0	3	58	41.3	0
01/03	L.A. Chargers	2	82	41.0	0	0	44	41.0	0
TOTALS		52	2,339	45.0	6	20	67	40.4	0

# INDIVIDUAL GXG STATS: PUNTING

2020 POSTSEASON INDIVIDUAL GAME-BY-GAME STATS

PASSING:		TOMMY TOWNSEND							
DATE	OPP.	NO.	YDS	AVG	TB	IN 20	LG	NET	BLK
01/17	Cleveland	0	0	0.0	0	0	0	0.0	0
01/24	Buffalo	1	44	44.0	0	1	44	44.0	0
02/07	at Tampa Bay	3	107	35.7	1	0	51	29.0	0
TOTALS		4	151	37.8	1	1	51	32.8	0

# INDIVIDUAL GXG STATS: FIELD GOALS

## 2020 REGULAR SEASON INDIVIDUAL GAME-BY-GAME STATS

FIELD GOALS:		HARRISON BUTKER									
DATE	OPP.	0-19	20-29	30-39	40-49	50+	TOTAL	FGM	FGA	PCT	LG
09/10	Houston	1/1	1/1	0/0	0/0	0/0	2/2	2	2	100.0%	29
09/20	at L.A. Chargers	0/0	0/0	1/1	0/0	2/2	3/3	3	3	100.0%	58
09/28	at Baltimore	0/0	0/0	0/0	0/1	0/0	0/1	0	1	0.0%	0
10/05	New England	0/0	1/1	1/1	0/0	0/0	2/2	2	2	100.0%	39
10/11	Las Vegas	0/0	0/0	1/1	0/0	0/0	1/1	1	1	100.0%	32
10/19	at Buffalo	0/0	0/0	2/2	0/0	0/0	2/2	2	2	100.0%	37
10/25	at Denver	0/0	1/1	1/1	1/1	0/0	3/3	3	3	100.0%	40
11/01	N.Y. Jets	0/0	0/0	0/0	0/0	0/0	0/0	0	0	0.0%	0
11/08	Carolina	0/0	0/0	1/1	0/1	1/1	2/3	2	3	66.7%	55
11/22	at Las Vegas	0/0	0/0	0/0	0/0	0/0	0/0	0	0	0.0%	0
11/29	at Tampa Bay	1/1	1/1	0/0	0/0	0/0	2/2	2	2	100.0%	29
12/06	Denver	0/0	2/2	2/2	1/1	0/0	5/5	5	5	100.0%	48
12/13	at Miami	0/0	0/0	0/0	1/1	0/0	1/1	1	1	100.0%	46
12/20	at New Orleans	0/0	1/1	0/0	0/0	0/0	1/1	1	1	100.0%	22
12/27	Atlanta	0/0	0/0	0/0	0/0	1/1	1/1	1	1	100.0%	53
01/03	L.A. Chargers	0/0	0/0	0/0	0/0	0/0	0/0	0	0	0.0%	0
TOTALS		2/2	7/7	9/9	3/5	4/4	25/27	25	27	92.6%	58



# INDIVIDUAL GXG STATS: FIELD GOALS

## 2020 POSTSEASON INDIVIDUAL GAME-BY-GAME STATS

FIELD GOALS:		HARRISON BUTKER									
DATE	OPP.	0-19	20-29	30-39	40-49	50+	TOTAL	FGM	FGA	PCT	LG
01/17	Cleveland	0/0	1/1	1/2	0/0	1/1	3/4	3	4	75.0%	50
01/24	Buffalo	0/0	0/0	0/0	1/1	0/0	1/1	1	1	100.0%	45
02/07	at Tampa Bay	0/0	0/0	1/1	1/1	1/1	3/3	3	3	100.0%	52
TOTALS		0/0	1/1	2/3	2/2	2/2	7/8	7	8	87.5%	52

## 2020 REGULAR SEASON INDIVIDUAL DEFENSIVE GAME-BY-GAME STATS

	DEANDRE BAKER												BASHAUD BREELAND												TACO CHARLTON																							
DATE OPP.	S	A	TK	TFL	TFLY	SK	SKY	INT	FR	FF	PR	PD	S	A	TK	TFL	TFLY	SK	SKY	INT	FR	FF	PR	PD	S	A	TK	TFL	TFLY	SK	SKY	INT	FR	FF	PR	PD												
09/10 Houston	NOT ON ROSTER												RESERVE/LEAGUE SUSP.												INACTIVE																							
09/20 at L.A. Chargers	NOT ON ROSTER												RESERVE/LEAGUE SUSP.												1	1	2	1	1	1.0	1.0	0	0	0	2	0												
09/28 at Baltimore	NOT ON ROSTER												RESERVE/LEAGUE SUSP.												0	0	0	0	0	0.0	0.0	0	0	0	0	0												
10/05 New England	NOT ON ROSTER												RESERVE/LEAGUE SUSP.												2	1	3	0	0	1.0	5.0	0	0	1	1	0												
10/11 Las Vegas	NOT ON ROSTER												2	0	2	0	0	0.0	0.0	1	0	0	0	1	0	0	0	0	0	0	0	0	0	0	0	0	0	0	0	0	0	0	0	0				
10/19 at Buffalo	NOT ON ROSTER												4	1	5	1	6	0.0	0.0	0	0	0	0	0	0	0	0	1	0	1	0	0	1	0	1	0	0	0	0.0	0.0	0	0	0	1	0			
10/25 at Denver	NOT ON ROSTER												2	1	3	0	0	0.0	0.0	0	0	1	0	0	0	INACTIVE																						
11/01 N.Y. Jets	NOT ON ROSTER												2	2	4	0	0	0.0	0.0	0	1	0	0	1	0	1	0	1	0	1	0	0	0	0	0	0	0	0.0	0.0	0	0	0	0	0	0	0		
11/08 Carolina	NOT ON ROSTER												7	0	7	0	0	0.0	0.0	0	0	0	0	0	0	0	0	0	0	0	0	0	0	0	0	0	0	0.0	0.0	0	0	0	0	0	0	0		
11/22 at Las Vegas	PRACTICE SQUAD												3	3	6	0	0	0.0	0.0	0	0	0	0	0	0	RESERVE/INJURED																						
11/29 at Tampa Bay	PRACTICE SQUAD												1	0	1	0	0	0.0	0.0	1	0	0	0	2	RESERVE/INJURED																							
12/06 Denver	PRACTICE SQUAD												2	0	2	0	0	0.0	0.0	0	0	0	0	0	RESERVE/INJURED																							
12/13 at Miami	PRACTICE SQUAD												4	1	5	0	0	0.0	0.0	0	0	0	0	3	RESERVE/INJURED																							
12/20 at New Orleans	0	0	0	0	0	0.0	0.0	0	0	0	0	0	2	0	2	0	0	0.0	0.0	0	0	0	0	2	RESERVE/INJURED																							
12/27 Atlanta	INACTIVE												1	0	1	0	0	0.0	0.0	0	0	0	0	0	RESERVE/INJURED																							
01/03 L.A. Chargers	4	1	5	1	11	1.0	11.0	0	0	0	0	1	1	DID NOT PLAY												RESERVE/INJURED																						
TOTALS	4	1	5	1	11	1.0	11.0	0	0	0	0	1	1	30	8	38	1	6	0.0	0.0	2	1	1	0	9	4	3	7	1	1	2.0	6.0	0	0	1	4	0											

	FRANK CLARK												OMARI COBB												MIKE DANNA																				
DATE OPP.	S	A	TK	TFL	TFLY	SK	SKY	INT	FR	FF	PR	PD	S	A	TK	TFL	TFLY	SK	SKY	INT	FR	FF	PR	PD	S	A	TK	TFL	TFLY	SK	SKY	INT	FR	FF	PR	PD									
09/10 Houston	2	1	3	1	2	1.0	2.0	0	0	0	0	0	PRACTICE SQUAD												3	0	3	0	0	0.0	0.0	0	0	0	0	0	0	0	0	0	0	0			
09/20 at L.A. Chargers	1	1	2	0	0	0.0	0.0	0	0	0	0	0	PRACTICE SQUAD												2	2	4	1	14	1.0	14.0	0	0	0	0	0	0	0	0	0	0	0			
09/28 at Baltimore	1	0	1	1	10	1.0	10.0	0	0	0	1	0	PRACTICE SQUAD												1	0	1	0	0	0.0	0.0	0	0	0	0	0	0	0	0	0	0	0			
10/05 New England	4	0	4	1	13	1.0	13.0	0	0	0	0	3	0	PRACTICE SQUAD												0	0	0	0	0	0.0	0.0	0	0	0	0	0	0	0	0	0	0	0		
10/11 Las Vegas	1	0	1	0	0	0.0	0.0	0	0	0	0	0	PRACTICE SQUAD												RESERVE/INJURED																				
10/19 at Buffalo	1	0	1	1	3	0.0	0.0	0	0	0	2	1	PRACTICE SQUAD												RESERVE/INJURED																				
10/25 at Denver	2	0	2	0	0	0.0	0.0	0	1	0	0	0	PRACTICE SQUAD												RESERVE/INJURED																				
11/01 N.Y. Jets	2	2	4	1	2	0.0	0.0	0	0	0	1	0	PRACTICE SQUAD												0	1	1	0	0	0.0	0.0	0	0	0	0	0	0	0	0	0	0	0	0		
11/08 Carolina	1	1	2	1	7	1.0	7.0	0	0	0	2	0	PRACTICE SQUAD												1	0	1	0	0	0.0	0.0	0	0	0	0	0	0	0	0	0	0	0	0		
11/22 at Las Vegas	0	1	1	0	0	0.0	0.0	0	0	0	0	0	PRACTICE SQUAD												2	1	3	0	0	0.0	0.0	0	0	0	0	0	0	0	0	0	0	0	0		
11/29 at Tampa Bay	0	1	1	0	0	0.0	0.0	0	0	0	1	0	PRACTICE SQUAD												0	3	3	0	0	0.5	1.5	0	0	0	0	0	0	0	0	0	0	0	0		
12/06 Denver	2	0	2	0	0	0.0	0.0	0	0	0	1	1	PRACTICE SQUAD												1	2	3	0	0	0.0	0.0	0	0	0	0	0	0	0	0	0	0	0	0		
12/13 at Miami	2	0	2	1	8	1.0	8.0	0	0	0	1	0	PRACTICE SQUAD												4	0	4	3	9	1.0	7.0	0	0	0	0	0	0	0	0	0	0	0	0	0	
12/20 at New Orleans	0	1	1	0	0	0.0	0.0	0	0	0	0	0	PRACTICE SQUAD												0	0	0	0	0	0.0	0.0	0	0	0	0	0	0	0	0	0	0	0	0		
12/27 Atlanta	2	0	2	1	9	1.0	9.0	0	0	0	3	0	1	0	1	0	0	0.0	0.0	0	0	0	0	0	0	1	0	1	0	0	0.0	0.0	0	0	0	0	0	0	0	0					
01/03 L.A. Chargers	DID NOT PLAY												PRACTICE SQUAD												2	0	2	0	0	0.0	0.0	0	0	0	0	0	0	0	0	0	0	0	0	0	0
TOTALS	21	8	29	8	54	6.0	49.0	0	1	0	15	2	1	0	1	0	0	0.0	0.0	0	0	0	0	0	0	17	9	26	4	23	2.5	22.5	0	0	0	0	6	0							

	RASHAD FENTON											WILLIE GAY											ANTONIO HAMILTON														
DATE OPP.	S	A	TK	TFL	TFLY	SK	SKY	INT	FR	FF	PR	PD	S	A	TK	TFL	TFLY	SK	SKY	INT	FR	FF	PR	PD	S	A	TK	TFL	TFLY	SK	SKY	INT	FR	FF	PR	PD	
09/10 Houston	2	0	2	0	0	0.0	0.0	0	0	0	0	0	0	0	0	0	0	0.0	0.0	0	0	0	0	0	0	3	0	3	0	0	0.0	0.0	0	0	0	0	0
09/20 at L.A. Chargers	2	1	3	0	0	0.0	0.0	0	0	0	0	0	0	0	1	1	0	0	0.0	0.0	0	0	0	0	0	3	0	0	0	0	0.0	0.0	0	0	0	0	0
09/28 at Baltimore	3	1	4	0	0	0.0	0.0	0	0	0	0	0	0	0	0	0	0	0	0.0	0.0	0	0	0	0	0	0	0	0	0	0	0.0	0.0	0	0	0	0	0
10/05 New England	3	0	3	1	1	0.0	0.0	1	0	0	0	4	1	1	2	0	0	0	0.0	0.0	0	0	0	0	0	0	0	0	0	0	0.0	0.0	0	0	0	1	0
10/11 Las Vegas	2	1	3	0	0	0.0	0.0	0	0	0	0	1	5	1	6	1	1	1.0	1.0	0	0	0	1	0	0	0	0	0	0	0	0.0	0.0	0	0	0	0	0
10/19 at Buffalo	1	0	1	0	0	0.0	0.0	0	0	0	0	0	1	0	1	0	0	0.0	0.0	0	0	0	0	0	0	0	0	0	0	0	0.0	0.0	0	0	0	0	0
10/25 at Denver	2	0	2	0	0	0.0	0.0	0	0	0	0	0	3	1	4	1	1	0.0	0.0	0	0	0	0	2	1	0	1	0	0	0	0.0	0.0	0	0	0	0	1
11/01 N.Y. Jets	1	0	1	0	0	0.0	0.0	0	0	0	0	0	1	0	1	0	0	0.0	0.0	0	0	0	0	0	0	0	0	0	0	0	0.0	0.0	0	0	0	0	0
11/08 Carolina	2	0	2	0	0	0.0	0.0	0	0	0	0	0	0	1	1	0	0	0.0	0.0	0	0	0	0	0	1	0	1	0	0	0	0.0	0.0	0	0	0	0	0
11/22 at Las Vegas	1	0	1	0	0	0.0	0.0	0	0	0	0	0	4	1	5	0	0	0.0	0.0	0	0	0	0	0	0	0	0	0	0	0	0.0	0.0	0	0	0	0	0
11/29 at Tampa Bay	5	1	6	0	0	0.0	0.0	0	0	0	0	0	0	0	0	0	0	0.0	0.0	0	0	0	0	0	0	0	0	0	0	0	0.0	0.0	0	0	0	0	0
12/06 Denver	0	0	0	0	0	0.0	0.0	0	0	0	0	0	1	1	2	0	0	0.0	0.0	0	0	0	0	0	0	0	0	0	0	0	0.0	0.0	0	0	0	0	0
12/13 at Miami	1	1	2	0	0	0.0	0.0	0	0	0	0	1	2	1	3	0	0	0.0	0.0	0	0	0	0	0	0	0	0	0	0	0	0.0	0.0	0	0	0	0	0
12/20 at New Orleans	1	0	1	0	0	0.0	0.0	0	0	0	0	0	1	0	1	0	0	0.0	0.0	0	0	0	0	1	0	0	0	0	0	0	0.0	0.0	0	0	0	0	0
12/27 Atlanta	0	0	0	0	0	0.0	0.0	0	0	0	0	0	7	2	9	1	7	0.0	0.0	0	0	1	0	0	0	0	0	0	0	0	0.0	0.0	0	0	0	0	0
01/03 L.A. Chargers	1	2	3	0	0	0.0	0.0	0	0	0	0	1	1	0	1	0	0	0.0	0.0	0	0	0	0	0	0	1	1	2	0	0	0.0	0.0	0	0	0	0	0
TOTALS	27	7	34	1	1	0.0	0.0	1	0	0	0	7	27	10	37	3	9	1.0	1.0	0	0	1	1	3	6	1	7	0	0	0.0	0.0	0	0	0	1	1	

	DARIUS HARRIS							DEMONE HARRIS							ANTHONY HITCHENS																										
DATE OPP.	S	A	Tk	TFL	TfL	SK	SKY	INT	R	F	P	RPD	S	A	Tk	TFL	TfL	SK	SKY	INT	R	F	P	RPD	S	A	Tk	TFL	TfL	SK	SKY	INT	R	F	P	RPD					
09/10 Houston	PRACTICE SQUAD							INACTIVE							4	4	8	0	0	0.0	0.0	0	0	0	0	0	0	0	0	0	0.0	0.0	0	0	0	0	0	0	0		
09/20 at L.A. Chargers	PRACTICE SQUAD							INACTIVE							7	2	9	0	0	0.0	0.0	0	0	0	0	0	0	0	0	0	0	0.0	0.0	0	0	0	0	0	0		
09/28 at Baltimore	PRACTICE SQUAD							INACTIVE							0	5	5	0	0	0.0	0.0	0	0	0	0	0	0	0	0	0	0	0.0	0.0	0	0	0	0	0	1		
10/05 New England	INACTIVE							INACTIVE							3	3	6	0	0	0.0	0.0	0	0	0	0	0	0	0	0	0	0.0	0.0	0	0	0	0	0	0	0		
10/11 Las Vegas	INACTIVE							INACTIVE							6	4	10	0	0	0.0	0.0	0	0	0	0	0	0	0	0	0	0.0	0.0	0	0	0	0	0	0	0		
10/19 at Buffalo	INACTIVE							INACTIVE							3	2	5	0	0	0.0	0.0	0	0	0	0	0	0	0	0	0	0.0	0.0	0	0	0	0	1	0			
10/25 at Denver	INACTIVE							1	2	3	0	0	0.0	0.0	0	0	0	0	0	0	0	0	0	0	0	0	0	0	0	0	0.0	0.0	0	0	0	0	0	1	0		
11/01 N.Y. Jets	INACTIVE							INACTIVE							0	0	0	0	0	0.0	0.0	0	0	0	0	0	0	0	0	0.0	0.0	0	0	0	0	0	0	0			
11/08 Carolina	INACTIVE							INACTIVE							4	2	6	0	0	0.0	0.0	0	0	0	0	0	0	0	0	0.0	0.0	0	0	0	0	0	0	0			
11/22 at Las Vegas	INACTIVE							PRACTICE SQUAD							4	2	6	1	3	0.0	0.0	0	0	0	0	0	0	0	0	0.0	0.0	0	0	0	0	0	0	0			
11/29 at Tampa Bay	INACTIVE							PRACTICE SQUAD							3	4	7	1	4	0.0	0.0	0	0	0	0	0	0	0	0	0.0	0.0	0	0	0	0	2	0	0			
12/06 Denver	INACTIVE							PRACTICE SQUAD							4	3	7	0	0	0.0	0.0	0	0	0	0	0	0	0	0	0.0	0.0	0	0	0	0	0	0	0			
12/13 at Miami	0	0	0	0	0	0	0.0	0.0	0	0	0	0	PRACTICE SQUAD							2	0	2	0	0	0.0	0.0	0	0	0	0	0	0.0	0.0	0	0	0	0	0	0		
12/20 at New Orleans	0	0	0	0	0	0	0.0	0.0	0	0	0	0	PRACTICE SQUAD							1	2	3	0	0	0.0	0.0	0	0	0	0	0.0	0.0	0	0	0	0	0	0	0		
12/27 Atlanta	4	0	4	0	0	0	0.0	0.0	0	1	0	0	PRACTICE SQUAD							RESERVE/COVID-19																					
01/03 L.A. Chargers	7	3	10	0	0	0	0.0	0.0	0	0	0	0	PRACTICE SQUAD							RESERVE/COVID-19																					
TOTALS	11	3	14	0	0	0	0.0	0.0	0	1	0	0	1	1	2	3	0	0	0.0	0.0	0	0	0	0	0	0	0	0	44	34	78	2	7	0.0	0.0	0	0	0	0	4	1

# INDIVIDUAL GXG STATS: DEFENSIVE

	CHRIS JONES												BOPETE KEYES												TANOH KPASSAGNON													
DATE OPP.	S	A	TK	TFL	TFLY	SK	SKY	INT	FR	FF	PR	PD	S	A	TK	TFL	TFLY	SK	SKY	INT	FR	FF	PR	PD	S	A	TK	TFL	TFLY	SK	SKY	INT	FR	FF	PR	PD		
09/10 Houston	3	1	4	0	0	1.5	2.0	0	0	0	2	0	INACTIVE												0	0	0	0	0.0	0.0	0	0	0	1	0			
09/20 at L.A. Chargers	2	1	3	0	0	0.0	0.0	0	0	0	2	0	0	0	0	0	0	0	0.0	0.0	0	0	0	0	0	3	1	4	0	0	0.0	0.0	0	0	0	0	1	
09/28 at Baltimore	3	2	5	0	0	2.0	9.0	0	0	2	2	0	INACTIVE												0	1	1	0	0	0.0	0.0	0	0	0	0	0		
10/05 New England	INACTIVE												0	0	0	0	0	0.0	0.0	0	0	0	0	0	0	1	1	2	0	0	0.0	0.0	0	0	0	0	0	1
10/11 Las Vegas	3	1	4	0	0	0.0	0.0	0	0	0	1	1	0	0	0	0	0	0	0.0	0.0	0	0	0	0	0	1	0	1	0	0	0.0	0.0	0	0	0	0	1	
10/19 at Buffalo	0	2	2	0	0	0.0	0.0	0	0	0	0	0	0	0	0	0	0	0	0.0	0.0	0	0	0	0	0	1	0	1	0	0	0.0	0.0	0	0	0	1	0	
10/25 at Denver	2	1	3	1	8	1.0	8.0	0	0	0	2	0	0	0	0	0	0	0	0.0	0.0	0	0	0	0	0	2	0	2	1	3	1.0	3.0	0	0	0	2	0	
11/01 N.Y. Jets	1	0	1	0	0	0.0	0.0	0	0	0	3	0	0	0	0	0	0	0	0.0	0.0	0	0	0	0	0	1	2	3	0	0	0.0	0.0	0	0	0	0	0	
11/08 Carolina	1	1	2	0	0	1.0	0.0	0	0	0	5	0	0	0	0	0	0	0	0.0	0.0	0	0	0	0	0	4	1	5	1	4	0.0	0.0	0	0	0	0	0	
11/22 at Las Vegas	3	1	4	0	0	0.0	0.0	0	0	0	1	0	INACTIVE												2	1	3	0	0	0.0	0.0	0	0	0	0	0		
11/29 at Tampa Bay	0	0	0	0	0	0.0	0.0	0	0	0	2	0	INACTIVE												0	0	0	0	0	0.0	0.0	0	0	0	0	0		
12/06 Denver	1	2	3	0	0	0.0	0.0	0	0	0	1	1	INACTIVE												1	0	1	0	0	0.0	0.0	0	0	0	0	0		
12/13 at Miami	4	0	4	1	6	1.0	6.0	0	0	0	1	1	INACTIVE												2	1	3	0	0	0.0	0.0	0	0	0	0	0		
12/20 at New Orleans	0	0	0	0	0	0.0	0.0	0	0	0	2	0	INACTIVE												0	0	0	0	0	0.0	0.0	0	0	0	0	0		
12/27 Atlanta	1	0	1	1	3	1.0	3.0	0	0	0	4	1	INACTIVE												2	0	2	0	0	0.0	0.0	0	0	0	0	0		
01/03 L.A. Chargers	0	0	0	0	0	0.0	0.0	0	0	0	0	0	6	1	7	0	0	0	0.0	0.0	0	0	0	0	0	0	0	0	0	0	0.0	0.0	0	0	0	0	0	
TOTALS	24	12	36	3	17	7.5	28.0	0	0	2	28	4	6	1	7	0	0	0	0.0	0.0	0	0	0	0	0	20	8	28	2	7	1.0	3.0	0	0	0	4	3	

	TYRANN MATHIEU												BEN NIEMANN												DERRICK NNADI												
DATE OPP.	S	A	TK	TFL	TFLY	SK	SKY	INT	FR	FF	PR	PD	S	A	TK	TFL	TFLY	SK	SKY	INT	FR	FF	PR	PD	S	A	TK	TFL	TFLY	SK	SKY	INT	FR	FF	PR	PD	
09/10 Houston	6	2	8	0	0	0.0	0.0	0	0	0	1	0	0	0	0	0	0	0.0	0.0	0	0	0	0	0	0	0	1	1	0	0	0.0	0.0	0	0	0	0	0
09/20 at L.A. Chargers	1	4	5	0	0	0.0	0.0	0	0	0	1	1	5	4	9	0	0	0.0	0.0	0	0	0	0	0	0	1	8	9	0	0	0.0	0.0	0	0	0	0	0
09/28 at Baltimore	3	2	5	0	0	0.0	0.0	0	0	0	0	0	2	0	2	1	8	1.0	8.0	0	1	0	1	0	0	0	1	1	0	0	0.0	0.0	0	0	0	0	0
10/05 New England	4	0	4	0	0	0.0	0.0	1	0	0	0	1	1	1	2	0	0	0.0	0.0	0	1	0	0	0	0	3	1	4	0	0	0.0	0.0	0	0	0	0	0
10/11 Las Vegas	1	0	1	0	0	0.0	0.0	0	0	0	0	0	1	1	2	0	0	0.0	0.0	0	0	0	1	0	0	3	2	5	0	0	0.0	0.0	0	0	0	0	0
10/19 at Buffalo	3	0	3	0	0	0.0	0.0	0	0	0	0	0	2	1	3	0	0	0.0	0.0	0	0	0	0	0	0	2	2	4	0	0	0.0	0.0	0	0	0	0	0
10/25 at Denver	5	0	5	0	0	0.0	0.0	1	1	0	0	1	1	1	2	0	0	0.0	0.0	0	0	0	0	0	0	0	0	0	0	0	0.0	0.0	0	0	0	0	0
11/01 N.Y. Jets	5	0	5	1	6	0.0	0.0	0	0	0	0	0	1	1	2	0	0	0.0	0.0	0	0	0	0	0	0	1	0	1	0	0	0.0	0.0	0	0	0	0	0
11/08 Carolina	4	2	6	0	0	0.0	0.0	0	0	0	0	1	3	1	4	0	0	0.0	0.0	0	0	0	0	0	0	3	2	5	0	0	0.0	0.0	0	0	0	0	0
11/22 at Las Vegas	3	1	4	0	0	0.0	0.0	0	0	0	0	0	0	0	0	0	0	0.0	0.0	0	0	0	0	0	0	1	1	2	0	0	0.0	0.0	0	0	0	0	0
11/29 at Tampa Bay	4	1	5	0	0	0.0	0.0	1	0	0	0	1	0	0	0	0	0	0.0	0.0	0	0	0	0	0	0	1	2	3	0	0	0.0	0.0	0	0	0	0	0
12/06 Denver	4	3	7	1	0	0.0	0.0	2	0	0	0	2	1	1	2	0	0	0.0	0.0	0	0	0	0	0	0	2	1	3	0	0	0.0	0.0	0	0	0	0	0
12/13 at Miami	2	0	2	0	0	0.0	0.0	1	0	0	0	2	4	0	4	1	0	0.0	0.0	0	0	0	1	0	0	4	0	4	0	0	0.0	0.0	0	0	0	0	0
12/20 at New Orleans	2	0	2	1	4	0.0	0.0	0	0	0	0	0	5	3	8	0	0	0.0	0.0	0	0	0	0	0	0	0	3	3	0	0	0.0	0.0	0	0	0	1	0
12/27 Atlanta	1	0	1	0	0	0.0	0.0	0	0	0	0	0	3	0	3	1	1	0.0	0.0	0	0	1	0	0	0	2	0	2	0	0	0.0	0.0	0	0	0	0	0
01/03 L.A. Chargers	INACTIVE												INACTIVE												DID NOT PLAY												
TOTALS	48	15	63	3	10	0.0	0.0	6	1	0	2	9	29	14	43	3	9	1.0	8.0	0	2	1	3	0	23	24	47	0	0	0.0	0.0	0	0	0	1	0	

	DORIAN O'DANIEL											ALEX OKAFOR											MIKE PENNELL																							
DATE OPP.	S	A	TK	TFL	TFLY	SK	SKY	INT	FR	FF	PR	PD	S	A	TK	TFL	TFLY	SK	SKY	INT	FR	FF	PR	PD	S	A	TK	TFL	TFLY	SK	SKY	INT	FR	FF	PR	PD										
09/10 Houston	2	0	2	1	5	1.0	5.0	0	0	0	1	0	0	1	1	0	0	0	0.5	2.0	0	0	0	2	0	RESERVE/LEAGUE SUSP.																				
09/20 at L.A. Chargers	0	0	0	0	0	0.0	0.0	0	0	0	0	0	INACTIVE											RESERVE/LEAGUE SUSP.																						
09/28 at Baltimore	0	0	0	0	0	0.0	0.0	0	0	0	0	0	INACTIVE											0	1	1	0	0	0.0	0.0	0	0	0	0	0	0	0	0	0	0	0					
10/05 New England	0	0	0	0	0	0.0	0.0	0	0	0	0	0	2	0	2	0	0	0.0	0.0	0	0	0	1	0	5	5	10	0	0	0.0	0.0	0	0	0	0	0	0	0	0							
10/11 Las Vegas	0	0	0	0	0	0.0	0.0	0	0	0	0	0	2	0	2	0	0	0.0	0.0	0	0	0	0	0	1	0	1	0	0	0.0	0.0	0	0	0	0	0	0	0	0							
10/19 at Buffalo	0	0	0	0	0	0.0	0.0	0	0	0	0	0	0	1	1	0	0	0.0	0.0	0	0	0	0	0	0	0	0	0	0	0.0	0.0	0	0	0	0	0	0	0								
10/25 at Denver	0	0	0	0	0	0.0	0.0	0	0	0	0	0	RESERVE/INJURED											0	0	1	0	0	0.0	0.0	0	0	0	0	0	0	0	0	0	0	0					
11/01 N.Y. Jets	0	0	0	0	0	0.0	0.0	0	0	0	0	0	RESERVE/INJURED											0	2	2	0	0	0.0	0.0	0	0	0	0	0	0	0	0	0	0	0					
11/08 Carolina	0	0	0	0	0	0.0	0.0	0	0	0	0	0	RESERVE/INJURED											0	0	0	0	0	0.0	0.0	0	0	0	0	0	0	0	0	0	0	0					
11/22 at Las Vegas	0	0	0	0	0	0.0	0.0	0	0	0	0	0	0	0	0	0	0	0.0	0.0	0	0	0	0	0	0	0	1	1	0	0	0.0	0.0	0	0	0	0	0	0	0							
11/29 at Tampa Bay	0	0	0	0	0	0.0	0.0	0	0	0	0	0	1	2	3	0	0	0.5	1.5	0	0	0	1	0	0	0	0	0	0	0	0.0	0.0	0	0	0	0	0	0	0							
12/06 Denver	RESERVE/INJURED												1	1	2	0	0	0.0	0.0	0	0	0	0	0	0	0	0	0	0	0	0	0.0	0.0	0	0	0	0	0	0	0	0	0				
12/13 at Miami	RESERVE/INJURED												0	0	0	0	0	0.0	0.0	0	0	0	3	0	2	2	4	0	0	0.0	0.0	0	0	0	0	0	0	0	0	0	0	0	0			
12/20 at New Orleans	RESERVE/INJURED												0	2	2	0	0	0.0	0.0	0	0	0	0	0	0	1	1	0	0	0.0	0.0	0	0	0	0	0	0	0	0	0	0	0	0	0		
12/27 Atlanta	RESERVE/INJURED												2	0	2	0	0	1.0	1.0	0	0	1	2	0	3	1	4	0	0	0.0	0.0	0	0	0	0	0	0	0	0	0	0	0	0	0	0	
01/03 L.A. Chargers	RESERVE/INJURED												1	0	1	1	3	1.0	3.0	0	0	0	1	0	1	2	3	0	0	0.0	0.0	0	0	0	1	0	0	0	0	0	0	0	0	0	0	0
TOTALS	2	0	2	1	5	1.0	5.0	0	0	0	1	0	9	7	16	1	3	3.0	7.5	0	0	1	10	0	13	15	28	0	0	0.0	0.0	0	0	0	0	1	0									

# INDIVIDUAL GXG STATS: DEFENSIVE

	TEDRIC THOMPSON											JUAN THORNHILL											CHARVARIUS WARD																
DATE OPP.	S	A	TK	TFL	TFLY	SK	SKY	INT	FR	FF	PR	PD	S	A	TK	TFL	TFLY	SK	SKY	INT	FR	FF	PR	PD	S	A	TK	TFL	TFLY	SK	SKY	INT	FR	FF	PR	PD			
09/10 Houston	2	0	2	0	0	0	0.0	0.0	0	0	0	0	1	0	1	0	0	0	0.0	0.0	0	0	0	0	0	1	0	1	0	0	0	0.0	0.0	0	0	0	0		
09/20 at L.A. Chargers	2	1	3	0	0	0	0.0	0.0	0	0	0	0	1	3	4	0	0	0	0.0	0.0	0	0	0	0	0	INACTIVE													
09/28 at Baltimore	2	1	3	0	0	0	0.0	0.0	0	0	0	0	5	1	6	0	0	0	0.0	0.0	0	0	0	1	0	1	0	0	0	0	0.0	0.0	0	0	0	0	1		
10/05 New England	2	0	2	0	0	0	0.0	0.0	0	0	0	0	6	0	6	0	0	0	0.0	0.0	1	0	0	0	1	3	1	4	0	0	0.0	0.0	0	0	0	0	0		
10/11 Las Vegas	0	0	0	0	0	0	0.0	0.0	0	0	0	0	1	0	1	0	0	0	0.0	0.0	0	0	0	0	0	2	2	4	0	0	0.0	0.0	0	0	0	0	0		
10/19 at Buffalo	0	0	0	0	0	0	0.0	0.0	0	0	0	0	0	0	0	0	0	0	0.0	0.0	0	0	0	0	1	3	1	4	0	0	0.0	0.0	0	0	0	0	1		
10/25 at Denver	1	0	1	0	0	0	0.0	0.0	0	0	0	0	1	1	2	0	0	0	0.0	0.0	0	0	0	0	0	7	2	9	1	9	1.0	9.0	0	0	0	1	0		
11/01 N.Y. Jets	0	0	0	0	0	0	0.0	0.0	0	0	0	0	1	1	2	0	0	0	0.0	0.0	0	0	0	0	0	2	0	2	0	0	0.0	0.0	0	0	0	0	1		
11/08 Carolina	INACTIVE												1	1	2	0	0	0	0.0	0.0	0	0	0	0	0	4	1	5	0	0	0.0	0.0	0	0	0	0	0	1	
11/22 at Las Vegas	INACTIVE												1	0	1	0	0	0	0.0	0.0	0	0	0	0	0	0	3	1	4	0	0	0.0	0.0	0	0	0	0	0	1
11/29 at Tampa Bay	NOT ON ROSTER												3	0	3	0	0	0	0.0	0.0	0	0	0	0	0	1	3	4	0	0	0.0	0.0	0	0	0	0	1	0	
12/06 Denver	Browns												4	0	4	0	0	0	0.0	0.0	0	0	0	0	0	2	1	3	0	0	0.0	0.0	0	0	0	0	0	0	
12/13 at Miami	Browns												3	0	3	0	0	0	0.0	0.0	0	0	0	0	0	1	0	1	0	0	0.0	0.0	0	0	0	0	0	1	
12/20 at New Orleans	Browns												1	0	1	0	0	0	0.0	0.0	0	0	0	0	0	1	4	0	4	0	0	0.0	0.0	0	0	0	0	1	0
12/27 Atlanta	Browns												0	0	0	0	0	0	0.0	0.0	0	0	0	0	0	0	4	0	4	0	0	0.0	0.0	0	0	0	0	0	0
01/03 L.A. Chargers	Browns												4	1	5	0	0	0	0.0	0.0	0	0	0	0	0	DID NOT PLAY													
TOTALS	9	2	11	0	0	0	0.0	0.0	0	0	0	0	33	8	41	0	0	0	0.0	0.0	1	0	0	1	3	38	12	50	1	9	1.0	9.0	0	0	0	3	6		

	TIM WARD							ARMANI WATTS							TERSNAWN WHARTON																						
DATE OPP.	S	A	TK	TFL	TFLY	SK	SKY	INT	FR	FF	PR	PD	S	A	TK	TFL	TFLY	SK	SKY	INT	FR	FF	PR	PD	S	A	TK	TFL	TFLY	SK	SKY	INT	FR	FF	PR	PD	
09/10 Houston	PRACTICE SQUAD							0	0	0	0	0	0.0	0.0	0	0	0	0	0	0	0	0	0	0	1	1	2	0	0	0.0	0.0	0	0	0	0	0	0
09/20 at L.A. Chargers	PRACTICE SQUAD							0	0	0	0	0	0.0	0.0	0	0	0	0	0	0	0	0	0	4	1	5	1	0	0.0	0.0	0	0	0	0	0	0	
09/28 at Baltimore	PRACTICE SQUAD							0	0	0	0	0	0.0	0.0	0	0	0	0	0	0	0	0	0	0	0	0	0	0	0.0	0.0	0	0	0	0	0	0	
10/05 New England	PRACTICE SQUAD							0	0	0	0	0	0.0	0.0	0	0	0	0	0	0	0	0	0	1	1	2	0	0	0.0	0.0	0	0	0	0	0	0	
10/11 Las Vegas	PRACTICE SQUAD							0	0	0	0	0	0.0	0.0	0	0	0	0	0	0	0	0	0	1	2	3	0	0	0.0	0.0	0	0	0	0	0	0	
10/19 at Buffalo	PRACTICE SQUAD							0	0	0	0	0	0.0	0.0	0	0	0	0	0	0	0	0	0	1	0	1	1	0	0.0	0.0	0	0	0	0	0	0	
10/25 at Denver	PRACTICE SQUAD							1	0	1	0	0	0.0	0.0	0	0	0	0	0	0	0	0	0	1	1	2	0	0	0.0	0.0	0	1	1	0	0	0	
11/01 N.Y. Jets	PRACTICE SQUAD							1	0	1	0	0	0.0	0.0	0	0	0	0	0	0	0	0	2	2	4	1	5	1.0	5.0	0	0	0	0	1	0		
11/08 Carolina	PRACTICE SQUAD							5	0	5	0	0	0.0	0.0	0	0	0	0	0	0	1	0	1	1	0	0	0.0	0.0	0	0	0	0	0	0	0	0	
11/22 at Las Vegas	INACTIVE							0	0	0	0	0	0.0	0.0	0	0	0	0	0	0	0	0	0	0	0	0	0	0	0.0	0.0	0	0	0	0	0	0	
11/29 at Tampa Bay	INACTIVE							0	0	0	0	0	0.0	0.0	0	0	0	0	0	0	0	0	0	0	1	1	0	0	0.0	0.0	0	0	0	0	0	0	
12/06 Denver	INACTIVE							0	0	0	0	0	0.0	0.0	0	0	0	0	0	0	0	0	0	0	1	1	0	0	0.0	0.0	0	0	0	0	0	0	
12/13 at Miami	INACTIVE							0	0	0	0	0	0.0	0.0	0	0	0	0	0	0	0	0	0	2	0	2	1	8	1.0	8.0	0	0	0	0	1	0	
12/20 at New Orleans	INACTIVE							0	0	0	0	0	0.0	0.0	0	0	0	0	0	0	0	0	0	1	0	1	0	0	0.0	0.0	0	0	0	0	1	0	
12/27 Atlanta	INACTIVE							0	0	0	0	0	0.0	0.0	0	0	0	0	0	0	0	0	0	0	0	0	0	0	0.0	0.0	0	0	0	0	1	0	
01/03 L.A. Chargers	5	0	5	1	7	1.0	7.0	0	0	0	2	0	5	2	7	0	0	0.0	0.0	0	0	0	0	0	0	2	2	0	0	0.0	0.0	0	0	0	0	0	
TOTALS	5	0	5	1	7	1.0	7.0	0	0	0	2	0	12	2	14	0	0	0.0	0.0	0	0	0	0	1	14	13	27	4	13	2.0	13.0	0	1	1	4	0	

	DAMIEN WILSON						
DATE OPP.	S	A	TK	TF	TF LY	SK	SK Y
09/10 Houston	1	1	2	0	0	0.0	0.0
09/20 at L.A. Chargers	7	5	12	1	1	0.0	0.0
09/28 at Baltimore	2	2	4	0	0	0.0	0.0
10/05 New England	2	1	3	0	0	0.0	0.0
10/11 Las Vegas	3	6	9	1	1	0.0	0.0
10/19 at Buffalo	5	1	6	0	0	0.0	0.0
10/25 at Denver	6	2	8	0	0	0.0	0.0
11/01 N.Y. Jets	6	1	7	0	0	0.0	0.0
11/08 Carolina	2	0	2	0	0	0.0	0.0
11/22 at Las Vegas	3	3	6	0	0	0.0	0.0
11/29 at Tampa Bay	0	2	2	0	0	0.0	0.0
12/06 Denver	2	3	5	0	0	0.0	0.0
12/13 at Miami	INACTIVE						
12/20 at New Orleans	INACTIVE						
12/27 Atlanta	INACTIVE						
01/03 L.A. Chargers	4	1	5	1	2	0.0	0.0
<b>TOTALS</b>	<b>43</b>	<b>28</b>	<b>71</b>	<b>3</b>	<b>4</b>	<b>0.0</b>	<b>0.0</b>



# INDIVIDUAL GXG STATS: DEFENSIVE

2020 POSTSEASON INDIVIDUAL DEFENSIVE GAME-BY-GAME STATS

	BASHAUD BREELEND												FRANK CLARK												MIKE DANNA														
DATE OPP.	S	A	TK	TFL	TFLY	SK	SKY	INT	FR	FF	PR	PD	S	A	TK	TFL	TFLY	SK	SKY	INT	FR	FF	PR	PD	S	A	TK	TFL	TFLY	SK	SKY	INT	FR	FF	PR	PD			
01/17 Cleveland	5	1	6	0	0	0	0.0	0.0	0	0	0	0	1	1	1	2	1	8	0.0	0.0	0	0	0	0	0	0	1	1	2	0	0	0	0.0	0.0	0	0	0	0	0
01/24 Buffalo	7	0	7	0	0	0	0.0	0.0	0	0	0	0	1	2	1	3	2	20	2.0	20.0	0	0	0	2	0	0	1	1	0	0	0	0.0	0.0	0	0	0	0	0	0
02/07 at Tampa Bay	3	1	4	0	0	0	0.0	0.0	0	0	0	0	0	2	2	4	2	9	1.0	6.0	0	0	0	1	0	0	1	1	0	0	0	0.0	0.0	0	0	0	0	0	
TOTALS	15	2	17	0	0	0	0.0	0.0	0	0	0	0	2	5	4	9	5	37	3.0	26.0	0	0	0	3	0	1	3	4	0	0	0	0.0	0.0	0	0	0	0	0	

	RASHAD FENTON											ANTHONY HITCHENS											CHRIS JONES																		
DATE OPP.	S	A	TK	TFL	TFLY	SK	SKY	INT	FR	FF	PR	PD	S	A	TK	TFL	TFLY	SK	SKY	INT	FR	FF	PR	PD	S	A	TK	TFL	TFLY	SK	SKY	INT	FR	FF	PR	PD					
01/17 Cleveland	INACTIVE												3	1	4	1	1	0	0.0	0.0	0	0	0	0	0	1	2	3	0	0	0.0	0.0	0	0	0	0	0	0	0	1	0
01/24 Buffalo	1	0	1	0	0	0.0	0.0	1	0	0	0	1	7	1	8	0	0	0.0	0.0	0	0	0	1	0	1	0	0	0.0	0.0	0	0	0	0	0	0	1	0				
02/07 at Tampa Bay	0	0	0	0	0	0.0	0.0	0	0	0	0	0	0	1	1	0	0	0.0	0.0	0	0	0	0	1	3	2	5	0	0	0.0	0.0	0	0	0	0	0	0				
TOTALS	1	0	1	0	0	0.0	0.0	1	0	0	0	1	10	3	13	1	1	0.0	0.0	0	0	0	1	1	4	5	9	0	0	0.0	0.0	0	0	0	2	0					

	TANOAH KPASSAGNON												TYRANN MATHIEU												BEN NIEMANN													
DATE OPP.	S	A	TK	TFL	TFLY	SK	SKY	INT	FR	FF	PR	PD	S	A	TK	TFL	TFLY	SK	SKY	INT	FR	FF	PR	PD	S	A	TK	TFL	TFLY	SK	SKY	INT	FR	FF	PR	PD		
01/17 Cleveland	1	0	1	0	0	0	0.0	0	0	0	0	1	5	2	7	1	3	0	0.0	0.0	1	0	0	0	1	0	1	1	0	0	0	0.0	0	0	0	0	0	0
01/24 Buffalo	1	0	1	1	18	1.0	18.0	0	0	0	2	0	6	0	6	0	0	0.0	0.0	0	0	0	1	0	1	0	2	0	2	0	0	0.0	0.0	0	0	0	0	0
02/07 at Tampa Bay	2	1	3	0	0	0.0	0.0	0	0	0	0	0	2	1	3	0	0	0.0	0.0	0	0	0	0	0	0	4	5	9	0	0	0.0	0.0	0	0	0	0	0	
TOTALS	4	1	5	1	18	1.0	18.0	0	0	0	2	1	13	3	16	1	3	0.0	0.0	1	0	0	1	1	6	6	12	0	0	0.0	0.0	0	0	0	0	0	0	

	DERRICK NNADI												ALEX OKAFOR												MIKE PENNEL												
DATE OPP.	S	A	TK	TFL	TFLY	SK	SKY	INT	FR	FF	PR	PD	S	A	TK	TFL	TFLY	SK	SKY	INT	FR	FF	PR	PD	S	A	TK	TFL	TFLY	SK	SKY	INT	FR	FF	PR	PD	
01/17 Cleveland	2	0	2	0	0	0	0.0	0.0	0	0	0	0	0	1	1	0	0	0	0.0	0.0	0	0	0	0	0	0	1	1	0	0	0	0.0	0.0	0	0	0	0
01/24 Buffalo	0	4	4	0	0	0	0.0	0.0	0	0	0	0	0	3	3	0	0	0	0.0	0.0	0	0	0	0	0	0	0	0	0	0	0.0	0.0	0	0	0	0	
02/07 at Tampa Bay	1	4	5	0	0	0	0.0	0.0	0	0	0	0	0	1	1	0	0	0	0.0	0.0	0	0	0	0	0	0	0	0	0	0	0.0	0.0	0	0	0	0	
TOTALS	3	8	11	0	0	0	0.0	0.0	0	0	0	0	0	5	5	0	0	0	0.0	0.0	0	0	0	0	0	0	1	1	0	0	0.0	0.0	0	0	0	0	

	L'JARIUS SNEED												DANIEL SORENSEN												JUAN THORNHILL												
DATE OPP.	S	A	TK	TFL	TFLY	SK	SKY	INT	FR	FF	PR	PD	S	A	TK	TFL	TFLY	SK	SKY	INT	FR	FF	PR	PD	S	A	TK	TFL	TFLY	SK	SKY	INT	FR	FF	PR	PD	
01/17 Cleveland	3	3	6	2	11	1.0	8.0	0	0	0	1	0	4	2	6	0	0	0.0	0.0	0	0	1	1	0	0	1	1	0	0	0	0.0	0.0	0	0	0	0	1
01/24 Buffalo	4	1	5	1	15	1.0	15.0	0	0	0	1	0	5	1	6	0	0	0.0	0.0	0	0	0	1	0	0	0	0	0	0	0.0	0.0	0	0	0	0	4	
02/07 at Tampa Bay	2	1	3	0	0	0.0	0.0	0	0	0	0	0	3	3	6	0	0	0.0	0.0	0	0	0	0	0	1	0	0	0	0.0	0.0	0	0	0	0	0		
TOTALS	9	5	14	3	26	2.0	23.0	0	0	0	2	0	12	6	18	0	0	0.0	0.0	0	0	1	2	0	1	1	2	0	0	0.0	0.0	0	0	0	0	5	

	CHARVARIUS WARD										TERSRAWN WHARTON										DAMIEN WILSON																		
DATE OPP.	S	A	TK	TFL	TFLY	SK	SKY	INT	FR	FF	PR	PD	S	A	TK	TFL	TFLY	SK	SKY	INT	FR	FF	PR	PD	S	A	TK	TFL	TFLY	SK	SKY	INT	FR	FF	PR	PD			
01/17 Cleveland	6	0	6	0	0	0	0.0	0.0	0	0	0	0	0	1	1	0	0	0	0.0	0.0	0	0	0	0	0	0	3	1	4	0	0	0	0.0	0.0	0	0	0	0	1
01/24 Buffalo	6	1	7	0	0	0	0.0	0.0	0	0	0	0	1	0	1	1	0	0	0	0.0	0.0	0	0	0	1	0	0	0	0	0	0	0.0	0.0	0	0	0	0	0	0
02/07 at Tampa Bay	3	2	5	0	0	0	0.0	0.0	0	0	0	0	0	0	2	2	0	0	0	0.0	0.0	0	0	0	1	0	6	4	10	1	3	0	0.0	0.0	0	0	0	0	0
TOTALS	15	3	18	0	0	0	0.0	0.0	0	0	0	0	1	0	4	4	0	0	0	0.0	0.0	0	0	0	2	0	9	5	14	1	3	0	0.0	0.0	0	0	0	0	1

# INDIVIDUAL GXG STATS: SPECIAL TEAMS

## 2020 REGULAR SEASON INDIVIDUAL SPECIAL TEAMS GAME-BY-GAME STATS

DATE	OPP.	HARRISON BUTKER			RASHAD FENTON			WILLIE GAY			ANTONIO HAMILTON		
		TKL	AST	TOT	TKL	AST	TOT	TKL	AST	TOT	TKL	AST	TOT
09/10	Houston	0	0	0	0	0	0	1	0	1	0	0	0
09/20	at L.A. Chargers	0	0	0	0	0	0	0	0	0	0	0	0
09/28	at Baltimore	0	0	0	0	0	0	0	0	0	0	0	0
10/05	New England	0	0	0	0	0	0	0	0	0	0	0	0
10/11	Las Vegas	0	0	0	0	0	0	0	0	0	1	0	1
10/19	at Buffalo	0	0	0	0	0	0	0	0	0	0	0	0
10/25	at Denver	0	0	0	0	0	0	0	0	0	0	0	0
11/01	N.Y. Jets	0	0	0	0	0	0	0	0	0	0	0	0
11/08	Carolina	0	0	0	0	1	1	0	0	0	1	0	1
11/22	at Las Vegas	0	0	0	0	0	0	0	0	0	0	0	0
11/29	at Tampa Bay	0	0	0	0	0	0	1	0	1	0	0	0
12/06	Denver	1	0	1	0	0	0	0	0	0	1	0	1
12/13	at Miami	0	0	0	0	0	0	0	0	0	0	1	1
12/20	at New Orleans	0	0	0	0	0	0	0	0	0	0	1	1
12/27	Atlanta	0	0	0	0	0	0	0	0	0	0	0	0
01/03	L.A. Chargers	0	0	0	0	0	0	0	0	0	0	0	0
TOTALS		1	0	1	0	1	1	2	0	2	3	2	5

DATE	OPP.	NICK KEIZER			MARCUS KEMP			BOPETE KEYES			BEN NIEMANN		
		TKL	AST	TOT	TKL	AST	TOT	TKL	AST	TOT	TKL	AST	TOT
09/10	Houston	0	1	1	1	0	1	INACTIVE			0	0	0
09/20	at L.A. Chargers	1	0	1	0	1	1	0	0	0	0	0	0
09/28	at Baltimore	0	0	0	0	0	0	INACTIVE			0	0	0
10/05	New England	0	0	0	0	0	0	0	0	0	0	0	0
10/11	Las Vegas	0	0	0	PRACTICE SQUAD			0	0	0	0	0	0
10/19	at Buffalo	0	0	0	0	0	0	0	0	0	0	0	0
10/25	at Denver	0	0	0	0	0	0	0	0	0	0	0	0
11/01	N.Y. Jets	0	0	0	0	0	0	0	0	0	0	0	0
11/08	Carolina	0	1	1	PRACTICE SQUAD			0	0	0	0	0	0
11/22	at Las Vegas	0	0	0	PRACTICE SQUAD			INACTIVE			0	0	0
11/29	at Tampa Bay	0	0	0	0	0	0	INACTIVE			0	0	0
12/06	Denver	1	0	1	0	0	0	INACTIVE			0	0	0
12/13	at Miami	0	0	0	1	0	1	INACTIVE			0	1	1
12/20	at New Orleans	0	0	0	NOT ON ROSTER			INACTIVE			0	0	0
12/27	Atlanta	0	0	0	Dolphins			INACTIVE			0	0	0
01/03	L.A. Chargers	0	0	0	Dolphins			1	0	1	INACTIVE		
TOTALS		2	2	4	2	1	3	1	0	1	0	1	1

DATE	OPP.	DORIAN O'DANIEL			BYRON PRINGLE			ANTHONY SHERMAN			DARWIN THOMPSON		
		TKL	AST	TOT	TKL	AST	TOT	TKL	AST	TOT	TKL	AST	TOT
09/10	Houston	1	1	2	0	0	0	0	0	0	0	0	0
09/20	at L.A. Chargers	1	1	2	0	0	0	0	0	0	2	0	2
09/28	at Baltimore	1	0	1	0	0	0	0	0	0	0	0	0
10/05	New England	0	0	0	0	0	0	0	0	0	0	0	0
10/11	Las Vegas	1	0	1	0	0	0	1	0	1	0	0	0
10/19	at Buffalo	0	0	0	1	0	1	RESERVE/COVID-19			0	0	0
10/25	at Denver	0	0	0	0	0	0	RESERVE/COVID-19			INACTIVE		
11/01	N.Y. Jets	0	0	0	0	0	0	RESERVE/COVID-19			0	0	0
11/08	Carolina	0	0	0	0	0	0	0	0	0	0	0	0
11/22	at Las Vegas	1	0	1	0	0	0	0	0	0	0	0	0
11/29	at Tampa Bay	0	0	0	RESERVE/INJURED			0	0	0	0	0	0
12/06	Denver	RESERVE/INJURED			RESERVE/INJURED			0	0	0	0	0	0
12/13	at Miami	RESERVE/INJURED			RESERVE/INJURED			0	0	0	0	0	0
12/20	at New Orleans	RESERVE/INJURED			1	0	1	0	0	0	INACTIVE		
12/27	Atlanta	RESERVE/INJURED			0	0	0	0	0	0	0	0	0
01/03	L.A. Chargers	RESERVE/INJURED			0	0	0	0	0	0	0	0	0
TOTALS		5	2	7	2	0	2	1	0	1	2	0	2

# INDIVIDUAL GXG STATS: SPECIAL TEAMS

	TEDRIC THOMPSON			ARMANI WATTS			DAMIEN WILSON			JAMES WINCHESTER		
DATE OPP.	TKL	AST	TOT	TKL	AST	TOT	TKL	AST	TOT	TKL	AST	TOT
09/10 Houston	0	0	0	0	0	0	0	0	0	0	0	0
09/20 at L.A. Chargers	0	0	0	0	0	0	0	0	0	0	0	0
09/28 at Baltimore	1	0	1	0	0	0	0	0	0	0	0	0
10/05 New England	0	0	0	0	0	0	1	0	1	0	0	0
10/11 Las Vegas	0	0	0	0	0	0	0	0	0	0	0	0
10/19 at Buffalo	0	0	0	0	0	0	1	0	1	0	0	0
10/25 at Denver	0	0	0	0	0	0	0	0	0	0	0	0
11/01 N.Y. Jets	1	0	1	0	0	0	0	0	0	0	0	0
11/08 Carolina	INACTIVE			0	0	0	0	0	0	0	0	0
11/22 at Las Vegas	INACTIVE			0	0	0	0	0	0	1	0	1
11/29 at Tampa Bay	NOT ON ROSTER			0	0	0	1	0	1	0	0	0
12/06 Denver	Browns			1	0	1	0	0	0	0	0	0
12/13 at Miami	Browns			1	0	1	INACTIVE			0	0	0
12/20 at New Orleans	Browns			0	0	0	INACTIVE			1	1	2
12/27 Atlanta	Browns			0	0	0	INACTIVE			0	0	0
01/03 L.A. Chargers	Browns			1	0	1	0	0	0	0	0	0
<b>TOTALS</b>	<b>2</b>	<b>0</b>	<b>2</b>	<b>3</b>	<b>0</b>	<b>3</b>	<b>3</b>	<b>0</b>	<b>3</b>	<b>2</b>	<b>1</b>	<b>3</b>

# INDIVIDUAL GXG STATS: SPECIAL TEAMS

## 2020 POSTSEASON INDIVIDUAL SPECIAL TEAMS GAME-BY-GAME STATS

	ANTONIO HAMILTON			CHRIS LAMMONS			DORIAN O'DANIEL			ANTHONY SHERMAN		
DATE OPP.	TKL	AST	TOT	TKL	AST	TOT	TKL	AST	TOT	TKL	AST	TOT
01/17 Cleveland	1	0	1	0	0	0	1	0	1	0	0	0
01/24 Buffalo	0	0	0	1	0	1	0	0	0	0	0	0
02/07 at Tampa Bay	0	0	0	INACTIVE			1	0	1	1	0	1
<b>TOTALS</b>	<b>1</b>	<b>0</b>	<b>1</b>	<b>1</b>	<b>0</b>	<b>1</b>	<b>2</b>	<b>0</b>	<b>2</b>	<b>1</b>	<b>0</b>	<b>1</b>

	ARMANI WATTS		
DATE OPP.	TKL	AST	TOT
01/17 Cleveland	0	0	0
01/24 Buffalo	0	0	0
02/07 at Tampa Bay	1	0	1
<b>TOTALS</b>	<b>1</b>	<b>0</b>	<b>1</b>



# INDIVIDUAL GXG STATS: PUNT RETURNS

## 2020 REGULAR SEASON INDIVIDUAL GAME-BY-GAME STATS

PUNT RETURNS:		MECOLE HARDMAN						TYREEK HILL						DEMARCUS ROBINSON					
DATE	OPP.	NO.	YDS	AVG	LG	FC	TD	NO.	YDS	AVG	LG	FC	TD	NO.	YDS	AVG	LG	FC	TD
09/10	Houston	0	0	0.0	--	2	0	0	0	0.0	--	0	0	0	0	0.0	--	0	0
09/20	at L.A. Chargers	1	16	16.0	16	1	0	0	0	0.0	--	0	0	0	0	0.0	--	0	0
09/28	at Baltimore	1	7	7.0	7	1	0	0	0	0.0	--	0	0	0	0	0.0	--	0	0
10/05	New England	0	0	0.0	--	1	0	1	0	0.0	--	0	0	0	0	0.0	--	0	0
10/11	Las Vegas	1	0	0.0	--	0	0	0	0	0.0	--	0	0	0	0	0.0	--	0	0
10/19	at Buffalo	2	2	1.0	2	1	0	0	0	0.0	--	0	0	0	0	0.0	--	0	0
10/25	at Denver	2	21	10.5	11	1	0	0	0	0.0	--	0	0	0	0	0.0	--	0	0
11/01	N.Y. Jets	2	14	7.0	14	2	0	0	0	0.0	--	0	0	0	0	0.0	--	0	0
11/08	Carolina	1	6	6.0	6	0	0	0	0	0.0	--	0	0	0	0	0.0	--	0	0
11/22	at Las Vegas	0	0	0.0	--	0	0	0	0	0.0	--	0	0	1	0	0.0	--	1	0
11/29	at Tampa Bay	4	20	5.0	12	0	0	0	0	0.0	--	0	0	0	0	0.0	--	0	0
12/06	Denver	1	5	5.0	5	1	0	0	0	0.0	--	1	0	0	0	0.0	--	0	0
12/13	at Miami	1	67	67.0	67t	1	1	0	0	0.0	--	0	0	0	0	0.0	--	0	0
12/20	at New Orleans	4	-2	-0.5	1	1	0	0	0	0.0	--	0	0	1	-13	-13.0	-13	0	0
12/27	Atlanta	4	20	5.0	11	1	0	0	0	0.0	--	0	0	0	0	0.0	--	0	0
01/03	L.A. Chargers	1	0	0.0	--	0	0	INACTIVE						0	0	0.0	--	0	0
TOTALS		25	176	7.0	67t	13	1	1	0	0.0	0	1	0	2	-13	-6.5	0	1	0

# INDIVIDUAL GXG STATS: PUNT RETURNS

2020 POSTSEASON INDIVIDUAL GAME-BY-GAME STATS

PUNT RETURNS:		MECOLE HARDMAN						TYREEK HILL					
DATE	OPP.	NO.	YDS	AVG	LG	FC	TD	NO.	YDS	AVG	LG	FC	TD
01/17	Cleveland	1	8	8.0	8	1	0	0	0	0.0	--	0	0
01/24	Buffalo	1	0	0.0	--	0	0	0	0	0.0	--	0	0
02/07	at Tampa Bay	0	0	0.0	--	1	0	1	0	0.0	--	0	0
TOTALS		2	8	4.0	8	2	0	1	0	0.0	0	0	0

# INDIVIDUAL GXG STATS: KICKOFF RETURNS

## 2020 REGULAR SEASON INDIVIDUAL GAME-BY-GAME STATS

KICKOFF RETURNS:		RASHAD FENTON						MECOLE HARDMAN						BYRON PRINGLE					
DATE	OPP.	NO.	YDS	AVG	LG	FC	TD	NO.	YDS	AVG	LG	FC	TD	NO.	YDS	AVG	LG	FC	TD
09/10	Houston	0	0	0.0	--	0	0	1	20	20.0	20	0	0	0	0	0.0	--	0	0
09/20	at L.A. Chargers	0	0	0.0	--	0	0	1	31	31.0	31	0	0	0	0	0.0	--	0	0
09/28	at Baltimore	0	0	0.0	--	0	0	1	19	19.0	19	0	0	0	0	0.0	--	0	0
10/05	New England	0	0	0.0	--	0	0	0	0	0.0	--	0	0	0	0	0.0	--	0	0
10/11	Las Vegas	0	0	0.0	--	0	0	2	45	22.5	23	0	0	0	0	0.0	--	0	0
10/19	at Buffalo	0	0	0.0	--	0	0	2	33	16.5	22	0	0	0	0	0.0	--	0	0
10/25	at Denver	0	0	0.0	--	0	0	0	0	0.0	--	0	0	1	102	102.0	102t	0	1
11/01	N.Y. Jets	0	0	0.0	--	0	0	0	0	0.0	--	0	0	3	78	26.0	29	0	0
11/08	Carolina	0	0	0.0	--	0	0	0	0	0.0	--	0	0	0	0	0.0	--	0	0
11/22	at Las Vegas	0	0	0.0	--	0	0	0	0	0.0	--	0	0	3	67	22.3	29	0	0
11/29	at Tampa Bay	0	0	0.0	--	0	0	0	0	0.0	--	0	0	RESERVE/INJURED					
12/06	Denver	0	0	0.0	--	0	0	0	0	0.0	--	0	0	RESERVE/INJURED					
12/13	at Miami	0	0	0.0	--	0	0	1	15	15.0	15	0	0	RESERVE/INJURED					
12/20	at New Orleans	0	0	0.0	--	0	0	0	0	0.0	--	0	0	0	0	0.0	--	0	0
12/27	Atlanta	0	0	0.0	--	0	0	1	21	21.0	21	0	0	0	0	0.0	--	0	0
01/03	L.A. Chargers	3	89	29.7	44	0	0	0	0	0.0	--	0	0	3	77	25.7	31	0	0
TOTALS		3	89	29.7	44	0	0	9	184	20.4	31	0	0	10	324	32.4	102t	0	1

KICKOFF RETURNS:		DEMARCUS ROBINSON						ARMANI WATTS					
DATE	OPP.	NO.	YDS	AVG	LG	FC	TD	NO.	YDS	AVG	LG	FC	TD
09/10	Houston	0	0	0.0	--	0	0	1	28	28.0	28	0	0
09/20	at L.A. Chargers	0	0	0.0	--	0	0	0	0	0.0	--	0	0
09/28	at Baltimore	0	0	0.0	--	0	0	0	0	0.0	--	0	0
10/05	New England	0	0	0.0	--	0	0	0	0	0.0	--	0	0
10/11	Las Vegas	0	0	0.0	--	0	0	0	0	0.0	--	0	0
10/19	at Buffalo	0	0	0.0	--	0	0	0	0	0.0	--	0	0
10/25	at Denver	1	21	21.0	21	0	0	0	0	0.0	--	0	0
11/01	N.Y. Jets	0	0	0.0	--	0	0	0	0	0.0	--	0	0
11/08	Carolina	0	0	0.0	--	0	0	0	0	0.0	--	0	0
11/22	at Las Vegas	0	0	0.0	--	0	0	0	0	0.0	--	0	0
11/29	at Tampa Bay	0	0	0.0	--	0	0	0	0	0.0	--	0	0
12/06	Denver	0	0	0.0	--	0	0	0	0	0.0	--	0	0
12/13	at Miami	1	0	0.0	--	0	0	0	0	0.0	--	0	0
12/20	at New Orleans	0	0	0.0	--	0	0	0	0	0.0	--	0	0
12/27	Atlanta	0	0	0.0	--	0	0	0	0	0.0	--	0	0
01/03	L.A. Chargers	0	0	0.0	--	0	0	0	0	0.0	--	0	0
TOTALS		2	21	10.5	21	0	0	1	28	28.0	28	0	0

# INDIVIDUAL GXG STATS: KICKOFF RETURNS

2020 POSTSEASON INDIVIDUAL GAME-BY-GAME STATS

KICKOFF RETURNS:		MECOLE HARDMAN						BYRON PRINGLE					
DATE	OPP.	NO.	YDS	AVG	LG	FC	TD	NO.	YDS	AVG	LG	FC	TD
01/17	Cleveland	0	0	0.0	--	0	0	0	0	0.0	--	0	0
01/24	Buffalo	1	26	26.0	26	0	0	2	42	21.0	24	0	0
02/07	at Tampa Bay	0	0	0.0	--	0	0	3	87	29.0	41	0	0
TOTALS		1	26	26.0	26	0	0	5	129	25.8	41	0	0



# PLAYER PARTICIPATION

2020 REGULAR SEASON KANSAS CITY CHIEFS PLAYER PARTICIPATION																										
PLAYERS	HOU 9/10	@ LAC 9/20	@ BAL 9/28	NE 10/5	LV 10/11	@ BUF 10/19	@ DEN 10/25	NYJ 11/1	CAR 11/8	@ LV 11/22	@ TB 11/29	DEN 12/6	@ MIA 12/13	@ NO 12/20	ATL 12/27	LAC 1/3	GP	GS	DNP	IN						
Nick Allegretti	P	P	P	P	P	P	LG	LG	LG	LG	LG	LG	LG	LG	LG	P	16	9	0	0						
DeAndre Baker	^	^	^	^	^	^	^	^	^	PS	PS	PS	PS	P	*	<b>LCB</b>	2	1	0	1						
Le'Veon Bell	^	^	^	^	^	*	P	P	P	P	P	<b>RB</b>	P	P	<b>RB</b>	<i>DNP</i>	9	2	1	1						
Bashaud Breeland	<i>R/SUS</i>	<i>R/SUS</i>	<i>R/SUS</i>	<i>R/SUS</i>	<b>RCB</b>	<b>RCB</b>	<b>RCB</b>	<b>RCB</b>	<b>RCB</b>	<b>RCB</b>	<b>RCB</b>	<b>RCB</b>	<b>RCB</b>	<b>RCB</b>	<b>RCB</b>	<i>DNP</i>	11	11	1	0						
Alex Brown	<i>IR</i>	<i>IR</i>	<i>IR</i>	<i>IR</i>	<i>IR</i>	<i>IR</i>	<i>IR</i>	<i>IR</i>	<i>IR</i>	<i>IR</i>	<i>IR</i>	<i>IR</i>	<i>IR</i>	<i>IR</i>	<i>IR</i>	<i>IR</i>	0	0	0	0						
Harrison Butker	P	P	P	P	P	P	P	P	P	P	P	P	P	P	P	P	16	0	0	0						
Taco Charlton	*	P	P	P	P	P	*	P	P	<i>IR</i>	<i>IR</i>	<i>IR</i>	<i>IR</i>	<i>IR</i>	<i>IR</i>	<i>IR</i>	7	0	0	2						
Frank Clark	<b>RDE</b>	<b>RDE</b>	<b>RDE</b>	<b>RDE</b>	<b>RDE</b>	<b>RDE</b>	<b>RDE</b>	<b>RDE</b>	<b>RDE</b>	<b>LDE</b>	<b>RDE</b>	<b>RDE</b>	<b>RDE</b>	<b>RDE</b>	<b>RDE</b>	<i>DNP</i>	15	15	1	0						
Tyler Clark	^	^	^	^	^	^	^	^	^	^	^	^	^	^	^	<i>PS</i>	0	0	0	0						
Rodney Clemons	<i>PS</i>	<i>PS</i>	<i>PS</i>	<i>PS</i>	<i>PS</i>	<i>PS</i>	<i>PS</i>	<i>PS</i>	<i>PS</i>	<i>PS</i>	<i>PS</i>	<i>PS</i>	<i>PS</i>	<i>PS</i>	<i>PS</i>	<i>PS</i>	0	0	0	0						
Omari Cobb	<i>PS</i>	<i>PS</i>	<i>PS</i>	<i>PS</i>	<i>PS</i>	<i>PS</i>	<i>PS</i>	<i>PS</i>	<i>PS</i>	<i>PS</i>	<i>PS</i>	<i>PS</i>	<i>PS</i>	<i>PS</i>	<i>PS</i>	<i>PS</i>	1	0	0	0						
Mike Danna	P	P	P	P	<i>IR</i>	<i>IR</i>	<i>IR</i>	P	P	P	P	P	P	P	P	<b>LDE</b>	13	1	0	0						
Gehrig Dieter	<i>PS</i>	<i>PS</i>	<i>PS</i>	<i>PS</i>	<i>PS</i>	<i>PS</i>	<i>PS</i>	<i>PS</i>	P	P	<i>PS</i>	<i>PS</i>	<i>PS</i>	<i>PS</i>	P	P	4	0	0	0						
Yasir Durant	*	*	<i>DNP</i>	*	*	P	P	P	P	P	P	P	P	P	P	<b>RG</b>	11	1	1	4						
C. Edwards-Helaire	<b>RB</b>	<b>RB</b>	<b>RB</b>	<b>RB</b>	<b>RB</b>	<b>RB</b>	<b>RB</b>	<b>RB</b>	<b>RB</b>	<b>RB</b>	<b>RB</b>	<i>DNP</i>	<b>RB</b>	<b>RB</b>	*	*	13	13	1	2						
Rashad Fenton	P	<b>LCB</b>	<b>RCB</b>	<b>RCB</b>	P	P	P	P	P	P	P	P	P	P	P	P	16	3	0	0						
Maurice Ffrench	<i>PS</i>	<i>PS</i>	<i>PS</i>	<i>PS</i>	<i>PS</i>	<i>PS</i>	<i>PS</i>	<i>PS</i>	<i>PS</i>	<i>PS</i>	<i>PS</i>	<i>PS</i>	<i>PS</i>	<i>PS</i>	<i>PS</i>	<i>PS</i>	0	0	0	0						
Eric Fisher	<b>LT</b>	<b>LT</b>	<b>LT</b>	<b>LT</b>	<b>LT</b>	<b>LT</b>	<b>LT</b>	<b>LT</b>	<b>LT</b>	<b>LT</b>	<b>LT</b>	<b>LT</b>	<b>LT</b>	<b>LT</b>	<b>LT</b>	<i>DNP</i>	15	15	1	0						
Jody Fortson	<i>PS</i>	<i>PS</i>	<i>PS</i>	<i>PS</i>	<i>PS</i>	<i>PS</i>	<i>PS</i>	<i>PS</i>	<i>PS</i>	<i>PS</i>	<i>PS</i>	<i>PS</i>	<i>PS</i>	<i>PS</i>	<i>PS</i>	<i>PS</i>	0	0	0	0						
Willie Gay	P	P	P	<b>LB</b>	<b>LB</b>	P	<b>LB</b>	<b>LB</b>	P	P	P	<b>LB</b>	<b>LB</b>	P	<b>LB</b>	<b>LB</b>	16	8	0	0						
Antonio Hamilton	P	P	P	P	P	P	P	P	P	P	P	P	P	P	P	P	16	0	0	0						
Mecole Hardman	P	<b>WR</b>	P	<b>WR</b>	<b>WR</b>	<b>WR</b>	<b>WR</b>	<b>WR</b>	P	<b>WR</b>	P	P	P	P	<b>WR</b>	<b>WR</b>	16	8	0	0						
Darius Harris	<i>PS</i>	<i>PS</i>	<i>PS</i>	*	*	*	*	*	*	*	*	*	*	P	<b>LB</b>	<b>LB</b>	4	2	0	9						
Demone Harris	*	*	*	*	*	*	P	*	*	<i>PS</i>	<i>PS</i>	<i>PS</i>	<i>PS</i>	<i>PS</i>	<i>PS</i>	<i>PS</i>	1	0	0	8						
Chad Henne	<i>DNP</i>	<i>DNP</i>	<i>DNP</i>	<i>DNP</i>	<i>DNP</i>	<i>DNP</i>	P	P	<i>DNP</i>	<i>DNP</i>	<i>DNP</i>	<i>DNP</i>	<i>DNP</i>	<i>DNP</i>	<i>DNP</i>	<b>QB</b>	3	1	13	0						
Lavert Hill	<i>PS</i>	<i>PS</i>	<i>PS</i>	<i>PS</i>	<i>PS</i>	<i>PS</i>	<i>PS</i>	<i>PS</i>	<i>PS</i>	<i>PS</i>	<i>NOT</i>	<i>NOT</i>	^	^	^	^	0	0	0	0						
Tyreek Hill	<b>WR</b>	<b>WR</b>	<b>WR</b>	<b>WR</b>	<b>WR</b>	<b>WR</b>	<b>WR</b>	<b>WR</b>	<b>WR</b>	<b>WR</b>	<b>WR</b>	<b>WR</b>	<b>WR</b>	<b>WR</b>	<b>WR</b>	<b>WR</b>	*	15	15	0	1					
Anthony Hitchens	<b>LB</b>	<b>LB</b>	<b>LB</b>	<b>LB</b>	<b>LB</b>	<b>LB</b>	<b>LB</b>	<b>LB</b>	<b>LB</b>	<b>LB</b>	<b>LB</b>	<b>LB</b>	<b>LB</b>	<b>LB</b>	<i>R/C19</i>	<i>R/C19</i>	14	14	0	0						
Braxton Hoyett	<i>PS</i>	P	<i>PS</i>	<i>PS</i>	<i>PS</i>	<i>PS</i>	<i>PS</i>	<i>PS</i>	<i>PS</i>	^	^	^	^	^	^	^	1	0	0	0						
Danny Isidora	<i>PS</i>	<i>PS</i>	<i>PS</i>	<i>PS</i>	<i>PS</i>	<i>PS</i>	<i>DNP</i>	P	<i>PS</i>	<i>PS</i>	<i>PS</i>	<i>PS</i>	<i>PS</i>	^	^	^	1	0	1	0						
Chris Jones	<b>LDT</b>	<b>LDT</b>	<b>RDT</b>	*	<b>LDT</b>	<b>LDT</b>	<b>RDT</b>	<b>LDT</b>	<b>LDT</b>	<b>RDT</b>	<b>LDT</b>	<b>RDT</b>	<b>LDT</b>	<b>LDT</b>	<b>LDT</b>	P	15	14	0	1						
Nick Keizer	P	P	<b>TE</b>	P	<b>TE</b>	P	P	P	P	P	P	P	P	P	<b>TE</b>	P	16	3	0	0						
Travis Kelce	<b>TE</b>	<b>TE</b>	<b>TE</b>	<b>TE</b>	<b>TE</b>	<b>TE</b>	<b>TE</b>	<b>TE</b>	<b>TE</b>	<b>TE</b>	<b>TE</b>	<b>TE</b>	<b>TE</b>	<b>TE</b>	<b>TE</b>	<i>DNP</i>	15	15	1	0						
Marcus Kemp	P	P	P	P	<i>PS</i>	P	P	P	<i>PS</i>	<i>PS</i>	P	P	P	<i>NOT</i>	^	^	10	0	0	0						
BoPete Keyes	*	P	*	P	P	P	P	P	P	*	*	*	*	*	*	<b>RCB</b>	8	1	0	8						
Daniel Kilgore	<i>DNP</i>	<i>DNP</i>	<i>DNP</i>	<i>DNP</i>	P	<b>C</b>	<b>C</b>	<b>C</b>	P	<i>DNP</i>	<i>DNP</i>	<i>DNP</i>	<i>DNP</i>	<i>DNP</i>	<i>DNP</i>	<b>C</b>	7	4	9	0						
Tanoh Kpassagnon	<b>LDE</b>	<b>LDE</b>	<b>LDE</b>	<b>LDE</b>	<b>LDE</b>	<b>LDE</b>	<b>LDE</b>	<b>LDE</b>	<b>LDE</b>	<b>RDE</b>	<b>LDE</b>	<b>LDE</b>	<b>LDE</b>	<b>LDE</b>	<b>LDE</b>	P	16	15	0	0						
Chris Lammons	<i>PS</i>	<i>PS</i>	<i>PS</i>	<i>PS</i>	<i>PS</i>	<i>PS</i>	<i>PS</i>	<i>PS</i>	<i>PS</i>	<i>PS</i>	<i>PS</i>	P	P	<i>PS</i>	<i>PS</i>	<i>PS</i>	2	0	0	0						
Kalija Lipscomb	<i>PS</i>	<i>PS</i>	<i>PS</i>	<i>NOT</i>	<i>NOT</i>	<i>NOT</i>	<i>NOT</i>	<i>NOT</i>	<i>NOT</i>	<i>NOT</i>	<i>NOT</i>	<i>NOT</i>	<i>NOT</i>	<i>NOT</i>	<i>NOT</i>	<i>NOT</i>	0	0	0	0						
Patrick Mahomes	<b>QB</b>	<b>QB</b>	<b>QB</b>	<b>QB</b>	<b>QB</b>	<b>QB</b>	<b>QB</b>	<b>QB</b>	<b>QB</b>	<b>QB</b>	<b>QB</b>	<b>QB</b>	<b>QB</b>	<b>QB</b>	<b>QB</b>	<b>QB</b>	*	15	15	0	1					
Tyrann Mathieu	<b>CB</b>	<b>SS</b>	<b>SS</b>	<b>SS</b>	<b>SS</b>	<b>SS</b>	<b>SS</b>	<b>SS</b>	<b>CB</b>	<b>SS</b>	<b>FS</b>	<b>SS</b>	<b>SS</b>	<b>SS</b>	<b>SS</b>	*	15	15	0	1						
Elijah McGuire	^	^	^	^	^	^	^	^	^	^	^	^	^	^	<i>PS</i>	<i>PS</i>	0	0	0	0						
Matt Moore	<i>PS</i>	<i>PS</i>	<i>PS</i>	<i>PS</i>	<i>PS</i>	<i>PS</i>	<i>PS</i>	<i>PS</i>	<i>PS</i>	<i>PS</i>	<i>PS</i>	<i>PS</i>	<i>PS</i>	<i>PS</i>	<i>PS</i>	<i>DNP</i>	0	0	1	0						
Ben Niemann	P	<b>LB</b>	<b>LB</b>	P	P	P	P	P	P	P	P	P	<b>LB</b>	<b>LB</b>	<b>LB</b>	*	15	5	0	1						
Derrick Nnadi	<b>RDT</b>	<b>RDT</b>	<b>LDT</b>	<b>RDT</b>	<b>RDT</b>	<b>RDT</b>	<b>LDT</b>	<b>RDT</b>	<b>LDT</b>	<b>RDT</b>	<b>LDT</b>	<b>RDT</b>	<b>RDT</b>	<b>RDT</b>	<b>RDT</b>	<i>DNP</i>	15	15	1	0						
Dorian O'Daniel	P	P	P	P	P	P	P	P	P	P	P	<i>IR</i>	<i>IR</i>	<i>IR</i>	<i>IR</i>	<i>IR</i>	11	0	0	0						
Alex Okafor	P	*	*	P	P	P	<i>IR</i>	<i>IR</i>	<i>IR</i>	P	P	P	P	P	P	P	11	0	0	2						
Patrick Omameh	^	^	^	^	^	^	^	^	^	^	^	^	^	^	<i>PS</i>	<b>RT</b>	1	1	0	0						
Kelechi Osemele	<b>LG</b>	<b>LG</b>	<b>LG</b>	<b>LG</b>	<b>LG</b>	<i>IR</i>	<i>IR</i>	<i>IR</i>	<i>IR</i>	<i>IR</i>	<i>IR</i>	<i>IR</i>	<i>IR</i>	<i>IR</i>	<i>IR</i>	<i>IR</i>	5	5	0	0						
Mike Pennel	<i>R/SUS</i>	<i>R/SUS</i>	P	<b>RDT</b>	P	P	P	P	P	P	P	P	P	P	P	P	14	1	0	0						
Byron Pringle	P	P	P	P	P	P	P	<b>WR</b>	P	<b>WR</b>	<i>IR</i>	<i>IR</i>	<i>IR</i>	<i>IR</i>	P	<b>WR</b>	13	3	0	0						
Martinas Rankin	<i>R/PUP</i>	<i>R/PUP</i>	<i>R/PUP</i>	<i>R/PUP</i>	<i>R/PUP</i>	<i>R/PUP</i>	<i>R/PUP</i>	<i>R/PUP</i>	<i>R/PUP</i>	<i>DNP</i>	*	*	<i>DNP</i>	*	<b>LT</b>	1	1	2	3							
Austin Reiter	<b>C</b>	<b>C</b>	<b>C</b>	<b>C</b>	<b>C</b>	P	P	<b>C</b>	<b>C</b>	<b>C</b>	<b>C</b>	<b>C</b>	<b>C</b>	<b>C</b>	<b>C</b>	<i>DNP</i>	15	12	1	0						
Mike Remmers	<i>DNP</i>	P	<b>RG</b>	P	P	<b>LG</b>	<b>RT</b>	<b>LT</b>	<b>RT</b>	<b>RT</b>	<b>RT</b>	<b>RT</b>	<b>RT</b>	*	<b>RT</b>	*	13	10	1	2						
Demarcus Robinson	P	P	P	P	P	<b>WR</b>	<b>WR</b>	<b>WR</b>	<b>WR</b>	<b>WR</b>	<b>WR</b>	<b>WR</b>	P	P	P	<b>WR</b>	16	8	0	0						
Khalen Saunders	P	<i>IR</i>	<i>IR</i>	<i>IR</i>	<i>IR</i>	<i>IR</i>	P	*	*	*	*	*	*	*	*	<b>LDT</b>	3	1	0	8						
Mitchell Schwartz	<b>RT</b>	<b>RT</b>	<b>RT</b>	<b>RT</b>	<b>RT</b>	<b>RT</b>	*	*	*	<i>IR</i>	<i>IR</i>	<i>IR</i>	<i>IR</i>	<i>IR</i>	<i>IR</i>	<i>IR</i>	6	6	0	3						
Ricky Seals-Jones	*	*	*	*	*	P	*	*	*	*	*	*	*	*	P	<i>NOT</i>	2	0	0	13						
Anthony Sherman	P	P	P	P	P	<i>R/C19</i>	<i>R/C19</i>	<i>R/C19</i>	P	P	P	P	<b>FB</b>	P	P	P	13	1	0	0						
Emmanuel Smith	<i>NOT</i>	<i>NOT</i>	<i>NOT</i>	<i>NOT</i>	<i>NOT</i>	<i>NOT</i>	<i>PS</i>	<i>PS</i>	<i>PS</i>	<i>PS</i>	<i>PS</i>	<i>PS</i>	<i>PS</i>	P	<i>PSI</i>	<i>PSI</i>	1	0	0	0						
L'Jarius Sneed	<b>RCB</b>	<b>RCB</b>	<b>LCB</b>	<i>IR</i>	<i>IR</i>	<i>IR</i>	<i>IR</i>	<i>IR</i>	<i>IR</i>	<b>CB</b>	<b>CB</b>	P	P	<b>LCB</b>	P	<i>DNP</i>	9	6	1	0						
Daniel Sorensen	<b>FS</b>	P	<b>FS</b>	P	P	<b>CB</b>	<b>FS</b>	<b>FS</b>	<b>SS</b>	<b>FS</b>	<b>SS</b>	<b>FS</b>	<b>FS</b>	<b>FS</b>	<b>FS</b>	<i>DNP</i>	15	12	1	0						
Jordan Ta'amu	<i>PS</i>	<i>PS</i>	<i>PS</i>	<i>R/C19</i>	<i>R/C19</i>	<i>R/C19</i>	<i>PS</i>	<i>NOT</i>	<i>NOT</i>	<i>NOT</i>	<i>NOT</i>	<i>NOT</i>	<i>NOT</i>	^	^	^	0	0	0	0						
Darwin Thompson	P	P	P	P	P	P	*	P	P	P	P	P	P	*	P	<b>RB</b>	14	1	0	2						
Tedric Thompson	P	P	P	P	P	P	P	P	*	*	^	^	^	^	^	^	8	0	0	2						
Juan Thornhill	<b>SS</b>	<b>FS</b>	<b>FS</b>	<b>FS</b>	<b>FS</b>	<b>FS</b>	P	P	<b>FS</b>	P	P	P	P	P	P	<b>FS</b>	16	8	0	0						
Tommy Townsend	P	P	P	P	P	P	P	P	P	P	P	P	P	P	P	P	16	0	0	0						
Charvarius Ward	<b>LCB</b>	*	P	<b>LCB</b>	<b>LCB</b>	<b>LCB</b>	<b>LCB</b>	<b>LCB</b>	<b>LCB</b>	<b>LCB</b>	<b>LCB</b>	<b>LCB</b>	<b>LCB</b>	<b>LCB</b>	<b>LCB</b>	<i>DNP</i>	14	13	1	1						
Tim Ward	<i>PS</i>	<i>PS</i>	<i>PS</i>	<i>PS</i>	<i>PS</i>	<i>PS</i>	<i>PS</i>	<i>PS</i>	<i>PS</i>	*	*	*	*	*	*	<b>RDE</b>	1	1	0	6						
DeAndré Washington	<i>PS</i>	<i>PS</i>	<i>PS</i>	<i>PS</i>	*	*	P	*	<i>NOT</i>	^	^	^	^	^	^	^	1	0	0	3						
Sammy Watkins	<b>WR</b>	<b>WR</b>	<b>WR</b>	<b>WR</b>	P	*	*	*	*	*	<b>WR</b>	<b>WR</b>	<b>WR</b>	<b>WR</b>	<b>WR</b>	*	10	9	0	6						
Armani Watts	P	P</																								

# PLAYER PARTICIPATION

Starters indicated by position (Bold), \*=Inactive, P=Played, DNP=Did Not Play, IR=Reserve/Injured, NOT=Not on Roster, PS=Practice Squad, R/SUS=Reserve/League Susp., R/C19=Reserve/COVID-19, R/PUP=Reserve/Physically-Unable-To-Perform, PSI=Practice Squad Injured, ^=With Other Team

# PLAYER PARTICIPATION

2020 POSTSEASON KANSAS CITY CHIEFS PLAYER PARTICIPATION							
PLAYERS	CLE 1/17	BUF 1/24	@ TB 2/7	GP	GS	DNP	IN
Nick Allegretti	LG	LG	LG	3	3	0	0
DeAndre Baker	PSI	PSI	PSI	0	0	0	0
Evan Baylis	PS	PS	PS	0	0	0	0
Le'Veon Bell	P	*	DNP	1	0	1	1
Bashaud Breeland	RCB	RCB	RCB	3	3	0	0
Alex Brown	IR	IR	IR	0	0	0	0
Harrison Butker	P	P	P	3	0	0	0
Taco Charlton	IR	IR	IR	0	0	0	0
Frank Clark	LDE	RDE	LDE	3	3	0	0
Omar Cobb	PS	PS	PS	0	0	0	0
Dustin Colquitt	PS	PS	PS	0	0	0	0
Mike Danna	P	P	P	3	0	0	0
Gehrig Dieter	P	PS	PS	1	0	0	0
Yasir Durant	P	*	P	2	0	0	1
C. Edwards-Helaire	*	RB	RB	2	2	0	1
Austin Edwards	PS	PS	PS	0	0	0	0
Rashad Fenton	*	P	P	2	0	0	1
Maurice Ffrench	PS	PS	PS	0	0	0	0
Eric Fisher	LT	LT	IR	2	2	0	0
Jody Fortson	PS	PS	PS	0	0	0	0
Willie Gay	*	*	IR	0	0	0	2
Antonio Hamilton	P	P	P	3	0	0	0
Mecole Hardman	WR	P	P	3	1	0	0
Darius Harris	P	P	P	3	0	0	0
Demone Harris	PS	PS	PS	0	0	0	0
Chad Henne	P	DNP	DNP	1	0	2	0
Tyreek Hill	WR	WR	WR	3	3	0	0
Anthony Hitchens	LB	LB	LB	3	3	0	0
Chris Jones	RDT	LDT	RDT	3	3	0	0
Nick Keizer	P	P	P	3	0	0	0
Travis Kelce	TE	TE	TE	3	3	0	0
Marcus Kemp	PS	P	P	2	0	0	0
BoPete Keyes	P	*	*	1	0	0	2
Daniel Kilgore	DNP	P	P	2	0	1	0
Tanoh Kpassagnon	RDE	LDE	RDE	3	3	0	0
Chris Lammons	P	P	*	2	0	0	1
Patrick Mahomes	QB	QB	QB	3	3	0	0
Tyrann Mathieu	SS	SS	SS	3	3	0	0
Elijah McGuire	PS	PS	PS	0	0	0	0
Matt Moore	PS	PS	*	0	0	0	1
Ben Niemann	P	P	P	3	0	0	0
Derrick Nnadi	LDT	RDT	LDT	3	3	0	0
Dorian O'Daniel	P	P	P	3	0	0	0
Alex Okafor	P	P	P	3	0	0	0
Patrick Omameh	PS	PS	PS	0	0	0	0
Kelechi Osemele	IR	IR	IR	0	0	0	0
Mike Pannel	P	P	P	3	0	0	0
Byron Pringle	WR	WR	WR	3	3	0	0
Martinas Rankin	*	P	P	2	0	0	1
Austin Reiter	C	C	C	3	3	0	0
Mike Remmers	RT	RT	LT	3	3	0	0
Demarcus Robinson	P	WR	WR	3	2	0	0
Khalen Saunders	*	*	*	0	0	0	3
Mitchell Schwartz	IR	IR	IR	0	0	0	0
Ricky Seals-Jones	P	P	*	2	0	0	1
Tajae Sharpe	PS	PS	PS	0	0	0	0
Anthony Sherman	P	P	P	3	0	0	0
Emmanuel Smith	PSI	PSI	PSI	0	0	0	0
L'Jarius Sneed	CB	CB	CB	3	3	0	0
Daniel Sorensen	FS	FS	FS	3	3	0	0
Darwin Thompson	P	P	*	2	0	0	1
Juan Thornhill	P	P	P	3	0	0	0
Tommy Townsend	P	P	P	3	0	0	0
Prince Tega Wanogho	PS	PS	NOT	0	0	0	0
Charvarius Ward	LCB	LCB	LCB	3	3	0	0
Tim Ward	*	*	*	0	0	0	3
Sammy Watkins	*	*	P	1	0	0	2
Armani Watts	P	P	P	3	0	0	0
Tershawn Wharton	P	P	P	3	0	0	0
Darrel Williams	RB	P	P	3	1	0	0
Darryl Williams	NOT	NOT	PS	0	0	0	0

# PLAYER PARTICIPATION

Damien Wilson	<b>LB</b>	<b>LB</b>	<b>LB</b>	3	3	0	0
James Winchester	P	P	P	3	0	0	0
Stefen Wisniewski	P	P	<b>RG</b>	3	1	0	0
Bryan Witzmann	<i>PS</i>	<i>PS</i>	<i>PS</i>	0	0	0	0
Andrew Wylie	<b>RG</b>	<b>RG</b>	<b>RT</b>	3	3	0	0
Deon Yelder	<i>IR</i>	<i>IR</i>	P	1	0	0	0

**LEGEND:**

Starters indicated by position (Bold), P=Played, \*=Inactive, DNP=Did Not Play, PS=Practice Squad, PSI=Practice Squad Injured, IR=Reserve/Injured, NOT=Not on Roster, ^=With Other Team



# GAME-BY-GAME STARTERS

## 2020 REGULAR SEASON

OFFENSE														
DATE	OPPONENT	WR	WR	LT	LG	C	RG	RT	TE	WR	QB	RB	TE	FB
9/10	Houston	T. Hill	D. Robinson	E. Fisher	K. Osemele	A. Reiter	A. Wylie	M. Schwartz	T. Kelce	S. Watkins	P. Mahomes	C. Edwards-Helaire	--	--
9/20	at L.A. Chargers	T. Hill	S. Watkins	E. Fisher	K. Osemele	A. Reiter	A. Wylie	M. Schwartz	T. Kelce	M. Hardman	P. Mahomes	C. Edwards-Helaire	--	--
9/28	at Baltimore	T. Hill	S. Watkins	E. Fisher	K. Osemele	A. Reiter	M. Remmers	M. Schwartz	T. Kelce	--	P. Mahomes	C. Edwards-Helaire	N. Keizer	--
10/5	New England	T. Hill	S. Watkins	E. Fisher	K. Osemele	A. Reiter	A. Wylie	M. Schwartz	T. Kelce	M. Hardman	P. Mahomes	C. Edwards-Helaire	--	--
10/11	Las Vegas	T. Hill	--	E. Fisher	K. Osemele	A. Reiter	A. Wylie	M. Schwartz	T. Kelce	M. Hardman	P. Mahomes	C. Edwards-Helaire	N. Keizer	--
10/19	at Buffalo	T. Hill	D. Robinson	E. Fisher	M. Remmers	D. Kilgore	A. Wylie	M. Schwartz	T. Kelce	M. Hardman	P. Mahomes	C. Edwards-Helaire	--	--
10/25	at Denver	T. Hill	D. Robinson	E. Fisher	N. Allegretti	D. Kilgore	A. Wylie	M. Remmers	T. Kelce	M. Hardman	P. Mahomes	C. Edwards-Helaire	--	--
11/1	N.Y. Jets	T. Hill	D. Robinson	E. Fisher	N. Allegretti	D. Kilgore	A. Wylie	M. Remmers	T. Kelce	B. Pringle	P. Mahomes	C. Edwards-Helaire	--	--
11/8	Carolina	T. Hill	D. Robinson	E. Fisher	N. Allegretti	A. Reiter	A. Wylie	M. Remmers	T. Kelce	M. Hardman	P. Mahomes	C. Edwards-Helaire	--	--
11/22	at Las Vegas	T. Hill	D. Robinson	E. Fisher	N. Allegretti	A. Reiter	A. Wylie	M. Remmers	T. Kelce	B. Pringle	P. Mahomes	C. Edwards-Helaire	--	--
11/29	at Tampa Bay	T. Hill	D. Robinson	E. Fisher	N. Allegretti	A. Reiter	A. Wylie	M. Remmers	T. Kelce	S. Watkins	P. Mahomes	C. Edwards-Helaire	--	--
12/6	Denver	T. Hill	D. Robinson	E. Fisher	N. Allegretti	A. Reiter	A. Wylie	M. Remmers	T. Kelce	S. Watkins	P. Mahomes	L. Bell	--	--
12/13	at Miami	T. Hill	--	E. Fisher	N. Allegretti	A. Reiter	A. Wylie	M. Remmers	T. Kelce	S. Watkins	P. Mahomes	C. Edwards-Helaire	--	A. Sherman
12/20	at New Orleans	T. Hill	--	E. Fisher	N. Allegretti	A. Reiter	S. Wisniewski	A. Wylie	T. Kelce	S. Watkins	P. Mahomes	C. Edwards-Helaire	N. Keizer	--
12/27	Atlanta	T. Hill	M. Hardman	E. Fisher	N. Allegretti	A. Reiter	A. Wylie	M. Remmers	T. Kelce	S. Watkins	P. Mahomes	L. Bell	--	--
1/3	L.A. Chargers	M. Hardman	D. Robinson	M. Rankin	S. Wisniewski	D. Kilgore	Y. Durant	P. Oameh	D. Yelder	B. Pringle	C. Henne	D. Thompson	--	--

## 2020 REGULAR SEASON

DEFENSE														
DATE	OPPONENT	LDE	LDT	RDT	RDE	LB	LB	LB	LCB	RCB	CB	FS	SS	
9/10	Houston	T. Kpassagnon	C. Jones	D. Nnadi	F. Clark	A. Hitchens	D. Wilson	--	C. Ward	<u>L. Sneed</u>	T. Mathieu	D. Sorensen	J. Thornhill	
9/20	at L.A. Chargers	T. Kpassagnon	C. Jones	D. Nnadi	F. Clark	A. Hitchens	D. Wilson	B. Niemann	R. Fenton	<u>L. Sneed</u>	--	J. Thornhill	T. Mathieu	
9/28	at Baltimore	T. Kpassagnon	D. Nnadi	C. Jones	F. Clark	A. Hitchens	D. Wilson	B. Niemann	<u>L. Sneed</u>	R. Fenton	--	J. Thornhill	T. Mathieu	
10/5	New England	T. Kpassagnon	M. Pennel	D. Nnadi	F. Clark	A. Hitchens	D. Wilson	<u>W. Gay</u>	C. Ward	R. Fenton	--	J. Thornhill	T. Mathieu	
10/11	Las Vegas	T. Kpassagnon	C. Jones	D. Nnadi	F. Clark	A. Hitchens	D. Wilson	<u>W. Gay</u>	C. Ward	B. Breeland	--	J. Thornhill	T. Mathieu	
10/19	at Buffalo	T. Kpassagnon	C. Jones	D. Nnadi	F. Clark	A. Hitchens	D. Wilson	--	C. Ward	B. Breeland	D. Sorensen	J. Thornhill	T. Mathieu	
10/25	at Denver	T. Kpassagnon	D. Nnadi	C. Jones	F. Clark	A. Hitchens	D. Wilson	<u>W. Gay</u>	C. Ward	B. Breeland	--	D. Sorensen	T. Mathieu	
11/1	N.Y. Jets	T. Kpassagnon	C. Jones	D. Nnadi	F. Clark	A. Hitchens	D. Wilson	<u>W. Gay</u>	C. Ward	B. Breeland	--	D. Sorensen	T. Mathieu	
11/8	Carolina	T. Kpassagnon	D. Nnadi	C. Jones	F. Clark	A. Hitchens	D. Wilson	--	C. Ward	B. Breeland	T. Mathieu	J. Thornhill	D. Sorensen	
11/22	at Las Vegas	F. Clark	D. Nnadi	C. Jones	T. Kpassagnon	A. Hitchens	D. Wilson	--	C. Ward	B. Breeland	<u>L. Sneed</u>	D. Sorensen	T. Mathieu	
11/29	at Tampa Bay	T. Kpassagnon	D. Nnadi	C. Jones	F. Clark	A. Hitchens	D. Wilson	--	C. Ward	B. Breeland	<u>L. Sneed</u>	T. Mathieu	D. Sorensen	
12/6	Denver	T. Kpassagnon	D. Nnadi	C. Jones	F. Clark	A. Hitchens	D. Wilson	<u>W. Gay</u>	C. Ward	B. Breeland	--	D. Sorensen	T. Mathieu	
12/13	at Miami	T. Kpassagnon	C. Jones	D. Nnadi	F. Clark	A. Hitchens	B. Niemann	<u>W. Gay</u>	C. Ward	B. Breeland	--	D. Sorensen	T. Mathieu	
12/20	at New Orleans	T. Kpassagnon	C. Jones	D. Nnadi	F. Clark	A. Hitchens	B. Niemann	--	C. Ward	B. Breeland	<u>L. Sneed</u>	D. Sorensen	T. Mathieu	
12/27	Atlanta	T. Kpassagnon	C. Jones	D. Nnadi	F. Clark	B. Niemann	<u>W. Gay</u>	D. Harris	C. Ward	B. Breeland	--	D. Sorensen	T. Mathieu	
1/3	L.A. Chargers	M. Danna	K. Saunders	T. Wharton	T. Ward	D. Harris	D. Wilson	D. Harris	D. Baker	B. Keves	--	J. Thornhill	A. Watts	

## 2020 POSTSEASON

2020 SEASON												
OFFENSE												
DATE	OPPONENT	WR	WR	LT	LG	C	RG	RT	TE	WR	QB	RB
1/17	Cleveland	T. Hill	M. Hardman	E. Fisher	N. Allegretti	A. Reiter	A. Wylie	M. Remmers	T. Kelce	B. Pringle	P. Mahomes	D. Williams
1/24	Buffalo	T. Hill	D. Robinson	E. Fisher	N. Allegretti	A. Reiter	A. Wylie	M. Remmers	T. Kelce	B. Pringle	P. Mahomes	C. Edwards-Helaire
2/7	at Tampa Bay	T. Hill	D. Robinson	M. Remmers	N. Allegretti	A. Reiter	S. Wisniewski	A. Wylie	T. Kelce	B. Pringle	P. Mahomes	C. Edwards-Helaire

## 2020 POSTSEASON

2019-2020 SEASON													
DEFENSE													
DATE	OPPONENT	LDE	LDT	RDT	RDE	LB	LB	LCB	RCB	CB	FS	SS	
1/17	Cleveland	F. Clark	D. Nnadi	C. Jones	T. Kpassagnon	A. Hitchens	D. Wilson	C. Ward	B. Breeland	<u>L. Sneed</u>	D. Sorensen	T. Mathieu	
1/24	Buffalo	T. Kpassagnon	C. Jones	D. Nnadi	F. Clark	A. Hitchens	D. Wilson	C. Ward	B. Breeland	<u>L. Sneed</u>	D. Sorensen	T. Mathieu	
2/7	at Tampa Bay	F. Clark	D. Nnadi	C. Jones	T. Kpassagnon	A. Hitchens	D. Wilson	C. Ward	B. Breeland	<u>L. Sneed</u>	D. Sorensen	T. Mathieu	

# GAME-BY-GAME CAPTAINS

## 2020 - CAPTAINS

DATE	OPPONENT	OFFENSE	DEFENSE	SPECIAL TEAMS
9/10	Houston	Patrick Mahomes	Tyrann Mathieu	Harrison Butker
9/20	at L.A. Chargers	Mitchell Schwartz	Anthony Hitchens	Dorian O'Daniel
9/28	at Baltimore	Austin Reiter	Derrick Nnadi	Marcus Kemp
10/5	New England	Tyreek Hill	Damien Wilson	Ben Niemann
10/11	Las Vegas	Kelechi Osemele	Rashad Fenton	James Winchester
10/19	at Buffalo	Travis Kelce	Juan Thornhill	Antonio Hamilton
10/25	at Denver	Eric Fisher	Daniel Sorensen	Byron Pringle
11/1	N.Y. Jets	Demarcus Robinson	Chris Jones	Harrison Butker
11/8	Carolina	Mike Remmers	Frank Clark	Armani Watts
11/22	at Las Vegas	Patrick Mahomes	Tyrann Mathieu	Daniel Sorensen
11/29	at Tampa Bay	Andrew Wylie	Tanoh Kpassagnon	Dorian O'Daniel
12/6	Denver	Tyreek Hill	Anthony Hitchens	Anthony Sherman
12/13	at Miami	Sammy Watkins	Bashaud Breeland	Nick Keizer
12/20	at New Orleans	Travis Kelce	Alex Okafor	Mecole Hardman
12/27	Atlanta	Nick Allegretti	Charvarius Ward	Darrel Williams
1/3	L.A. Chargers	Chad Henne	Mike Pennel	Darwin Thompson
1/17	Cleveland	Patrick Mahomes	Tyrann Mathieu	Harrison Butker
		Travis Kelce	Anthony Hitchens	Daniel Sorensen
1/24	Buffalo	Patrick Mahomes	Tyrann Mathieu	Harrison Butker
		Travis Kelce	Anthony Hitchens	Daniel Sorensen
2/7	at Tampa Bay	Patrick Mahomes	Tyrann Mathieu	Harrison Butker
		Travis Kelce	Anthony Hitchens	Daniel Sorensen

# GAME-BY-GAME INACTIVES

2020 REGULAR SEASON INACTIVES			
DATE	OPPONENT	PLAYERS	
09/10	Houston	Taco Charlton Yasir Durant Demone Harris	BoPete Keyes Ricky Seals-Jones
09/20	at L.A. Chargers	Yasir Durant Demone Harris Alex Okafor	Ricky Seals-Jones Charvarius Ward
09/28	at Baltimore	Demone Harris BoPete Keyes Alex Okafor	Ricky Seals-Jones Andrew Wylie
10/05	New England	Yasir Durant Darius Harris Demone Harris	Chris Jones Ricky Seals-Jones
10/11	Las Vegas	Yasir Durant Darius Harris Demone Harris	Ricky Seals-Jones DeAndré Washington
10/19	at Buffalo	Le'Veon Bell Darius Harris Demone Harris	DeAndré Washington Sammy Watkins
10/25	at Denver	Taco Charlton Darius Harris Mitchell Schwartz Ricky Seals-Jones	Darwin Thompson Sammy Watkins
11/01	N.Y. Jets	Darius Harris Demone Harris Khalen Saunders Mitchell Schwartz	Ricky Seals-Jones DeAndré Washington Sammy Watkins
11/08	Carolina	Darius Harris Demone Harris Khalen Saunders Mitchell Schwartz	Ricky Seals-Jones Tedric Thompson Sammy Watkins
11/22	at Las Vegas	Darius Harris BoPete Keyes Khalen Saunders Ricky Seals-Jones	Tedric Thompson Tim Ward Sammy Watkins
11/29	at Tampa Bay	Darius Harris BoPete Keyes Khalen Saunders	Ricky Seals-Jones Tim Ward
12/06	Denver	Darius Harris BoPete Keyes Martin Rankin Khalen Saunders	Ricky Seals-Jones Tim Ward
12/13	at Miami	BoPete Keyes Martin Rankin Khalen Saunders Ricky Seals-Jones	Tim Ward Damien Wilson
12/20	at New Orleans	BoPete Keyes Mike Remmers Khalen Saunders Ricky Seals-Jones	Darwin Thompson Tim Ward Damien Wilson
12/27	Atlanta	DeAndre Baker Clyde Edwards-Helaire BoPete Keyes Martin Rankin	Khalen Saunders Tim Ward Damien Wilson
01/03	L.A. Chargers	Clyde Edwards-Helaire Tyreek Hill Patrick Mahomes Tyrann Mathieu	Ben Niemann Mike Remmers Sammy Watkins

# GAME-BY-GAME INACTIVES

2020 POSTSEASON INACTIVES			
DATE	OPPONENT	PLAYERS	
01/17	Cleveland	Clyde Edwards-Helaire Rashad Fenton Willie Gay Martinas Rankin	Khalen Saunders Tim Ward Sammy Watkins
01/24	Buffalo	Le'Veon Bell Yasir Durant Willie Gay BoPete Keyes	Khalen Saunders Tim Ward Sammy Watkins
02/07	at Tampa Bay	BoPete Keyes Chris Lammons Matt Moore Khalen Saunders	Ricky Seals-Jones Darwin Thompson Tim Ward



# TURNOVER CHART

## 2020 REGULAR SEASON - DEFENSIVE TAKEAWAYS

DATE	OPPONENT	TAKEAWAY	QTR.	SCORE	YD-LINE	RESULT
09/10	Houston	L. Sneed INT (D. Watson)	4	24-7	KC-44	TD
09/20	at L.A. Chargers	L. Sneed INT (J. Herbert)	3	9-17	KC-5	TD
09/28	at Baltimore	B. Niemann FR (C. Jones FF)	2	27-10	KC-49	Missed FG
10/05	New England	J. Thornhill INT (B. Hoyer)	1	6-0	NE-43	Fumble
		B. Niemann FR (T. Charlton FF)	3	6-3	KC-15	TD
		T. Mathieu INT (J. Stidham)	4	26-10	NE-25	TD
		R. Fenton INT (J. Stidham)	4	26-10	KC-2	Punt
10/11	Las Vegas	B. Breeland INT (D. Carr)	1	7-3	KC-43	TD
10/19	at Buffalo	D. Sorensen INT (J. Allen)	4	26-17	BUF-42	EOG
10/25	at Denver	T. Wharton FR (T. Wharton FF)	1	10-6	DEN-45	Punt
		D. Sorensen INT (D. Lock)	2	17-6	50	TD
		F. Clark FR (M. Gordon III fumble)	3	24-9	DEN-28	FG
		T. Mathieu INT (D. Lock)	4	30-9	KC-25	TD
11/01	N.Y. Jets	B. Breeland FR (D. Sorensen FF)	3	28-9	NYJ-42	Punt
11/08	Carolina	None				
11/22	at Las Vegas	D. Sorensen INT (D. Carr)	4	35-31	KC-43	EOG
11/29	at Tampa Bay	B. Breeland INT (T. Brady)	3	27-10	KC-11	Punt
		T. Mathieu INT (T. Brady)	3	27-10	KC-13	Punt
12/06	Denver	T. Mathieu INT (D. Lock)	1	0-0	KC-10	Punt
		T. Mathieu INT (D. Lock)	4	22-16	DEN-49	EOG
12/13	at Miami	T. Mathieu INT (T. Tagovailoa)	2	7-10	KC-21	TD
12/20	at New Orleans	L. Sneed INT (D. Brees)	1	0-0	NO-39	TD
12/27	Atlanta	D. Harris FR (W. Gay FF)	4	10-7	KC-18	Punt
01/03	L.A. Chargers	None				

## 2020 REGULAR SEASON - OFFENSIVE GIVEAWAYS

DATE	OPPONENT	TAKEAWAY	QTR.	SCORE	YD-LINE	RESULT
09/10	Houston	None				
09/20	at L.A. Chargers	None				
09/28	at Baltimore	D. Thompson fumble (C. Clark FF; J. Ferguson FR)	3	27-10	BLT-21	FG
10/05	New England	S. Watkins fumble (S. Gilmore FF; J. Jackson FR)	2	6-0	NE-15	FG
10/11	Las Vegas	P. Mahomes INT (J. Heath)	4	24-33	KC-49	TD
10/19	at Buffalo	T. Kelce fumble (A. Klein FF; J. Norman FR)	2	13-10	KC-49	Missed FG
10/25	at Denver	N. Keizer fumble (A. Johnson FF; B. Callahan FR)	1	7-0	KC-37	TD
11/01	N.Y. Jets	None				
11/08	Carolina	D. Robinson fumble (C. Elder FF; M. Hartsfield FR)	3	13-17	CAR-14	Missed FG
11/22	at Las Vegas	P. Mahomes INT (T. Mullen)	2	14-17	LV-3	End of Half
11/29	at Tampa Bay	P. Mahomes fumble (S. Barrett FF; W. Gholston FR)	2	17-0	TB-13	TD
12/06	Denver	None				
12/13	at Miami	P. Mahomes INT (B. Jones)	1	0-0	MIA-43	Missed FG
		P. Mahomes INT (E. Rowe)	1	0-7	MIA-31	FG
		M. Hardman fumble (B. Jones FF; K. Grugier-Hill FR)	3	28-10	MIA-7	Safety
		P. Mahomes INT (X. Howard: touchback)	4	30-10	MIA-(-4)	TD
12/20	at New Orleans	P. Mahomes fumble (T. Hendrickson FF; K. Alexander FR)	4	23-15	KC-25	TD
12/27	Atlanta	S. Watkins INT (K. Neal)	2	0-0	ATL-2	TD
		P. Mahomes INT (F. Oluokun)	3	7-7	ATL-1	Punt
01/03	L.A. Chargers	None				

## 2020 REGULAR SEASON - SPECIAL TEAMS/MISC GIVEAWAYS

DATE	OPPONENT	TAKEAWAY	QTR.	SCORE	YD-LINE	RESULT
01/03	L.A. Chargers	M. Hardman; J. Reed FR	2	14-7	KC-17	TD

## 2020 REGULAR SEASON - TURNOVERS

<b>Offense:</b>	15 Giveaways 50 Points (6 TD, 3 FG)	<b>Ratio</b> +6 (22 takes, 16 gives)
<b>Defense:</b>	22 Takeaways 67 Points (9 TD, 1 FG)	
<b>Special Teams:</b>	1 Giveaway 7 Points (1 TD, 0 FG)	<b>Points Off Turnovers Ratio</b> +10 (67 scored, 57 allowed)
	0 Takeaways 0 Points (0 TD, 0 FG)	

# TURNOVER CHART

## 2020 POSTSEASON - DEFENSIVE TAKEAWAYS

DATE	OPPONENT	TAKEAWAY	QTR.	SCORE	YD-LINE	RESULT
01/17	Cleveland	D. Sorensen FF: touchback	2	16-3	KC-1	FG
		T. Mathieu INT (B. Mayfield)	3	19-3	CLV-36	Missed FG
01/24	Buffalo	R. Fenton INT (J. Allen)	4	31-15	KC-12	TD
02/07	at Tampa Bay	None				

## 2020 POSTSEASON - OFFENSIVE GIVEAWAYS

DATE	OPPONENT	TAKEAWAY	QTR.	SCORE	YD-LINE	RESULT
01/17	Cleveland	C. Henne INT (K. Joseph: touchback)	4	22-17	CLV-(-4)	Punt
01/24	Buffalo	None				
02/07	at Tampa Bay	P. Mahomes INT (A. Winfield Jr.)	3	9-28	KC-45	FG
		P. Mahomes INT (D. White: touchback)	4	9-31	End Zone	EOG

## 2020 POSTSEASON - SPECIAL TEAMS/MISC GIVEAWAYS

DATE	OPPONENT	TAKEAWAY	QTR.	SCORE	YD-LINE	RESULT
01/24	Buffalo	M. Hardman; T. Jones FR	1	0-3	KC-3	TD

## 2020 POSTSEASON - TURNOVERS

<b>Offense:</b>	3 Giveaways 3 Points (0 TD, 1 FG)	<b>Ratio</b> -1 (3 takes, 4 gives)
<b>Defense:</b>	3 Takeaways 10 Points (1 TD, 1 FG)	
<b>Special Teams:</b>	1 Giveaway 6 Points (1 TD, 0 FG)	<b>Points Off Turnovers Ratio</b> +1 (10 scored, 9 allowed)
	0 Takeaways 0 Points (0 TD, 0 FG)	

# INSIDE THE 20

DATE	OPPONENT	OFFENSE	DEFENSE
09/10	Houston	TD - Pass TD - Pass FG - 29 yards TD - Pass FG - 19 yards	TD - Run TD - Pass TD - Run
09/20	at L.A. Chargers	TD - Pass FG - 30 yards	TD - Run TD - Pass FG - 23 yards
09/28	at Baltimore	TD - Run TD - Pass TD - Pass	FG - 26 yards FG - 42 yards TD - Pass Downs
10/05	New England	FG - 23 yards TD - Pass TD - Pass	End of Half Fumble TD - Pass
10/11	Las Vegas	TD - Run TD - Run TD - Pass FG - 32 yards TD - Pass	TD - Pass TD - Run TD - Run
10/19	at Buffalo	TD - Pass TD - Pass TD - Run FG - 37 yards FG - 30 yards	TD - Pass TD - Pass
10/25	at Denver	TD - Run FG - 40 yards FG - 31 yards FG - 26 yards TD - Pass TD - Run	TD - Run TD - Run
11/01	N.Y. Jets	TD - Pass Downs	NONE
11/08	Carolina	TD - Pass Missed FG TD - Pass TD - Run*	TD - Pass TD - Pass TD - Run TD - Run
11/22	at Las Vegas	TD - Pass TD - Run Interception TD - Run TD - Run	TD - Run TD - Pass FG - 35 yards TD - Pass TD - Pass
11/29	at Tampa Bay	FG - 19 yards Fumble FG - 29 yards	FG - 26 yards TD - Pass
12/06	Denver	FG - 35 yards FG - 24 yards FG - 23 yards FG - 31 yards	TD - Pass TD - Pass
12/13	at Miami	TD - Pass FG - 46 yards	TD - Pass FG - 31 yards TD - Run
12/20	at New Orleans	TD - Pass TD - Pass TD - Pass TD - Run FG - 22 yards	TD - Run TD - Pass TD - Pass
12/27	Atlanta	TD - Pass Interception	TD - Pass TD - Pass
01/03	L.A. Chargers	TD - Pass TD - Run TD - Pass	TD - Pass TD - Pass Downs TD - Run TD - Run End of Game

# INSIDE THE 20

## OFFENSE DEFENSE

<b>Inside the 20</b>	59	47
<b>Scores</b>	54	42
<b>Touchdowns</b>	36	36
<b>Field Goals</b>	18	6
<b>Total Points in 20</b>	303	267
<b>Fumbles</b>	1	1
<b>Interceptions</b>	2	0
<b>Missed Field Goals</b>	1	0
<b>Lost on Downs</b>	1	2
<b>End of Half/Game</b>	0	2
<b>TDs Outside</b>	18	8
<b>Red-Zone Percentage</b>	61.0	76.6



# INSIDE THE 20

DATE	OPPONENT	OFFENSE	DEFENSE
01/17	Cleveland	TD - Run TD - Pass FG - 28 yards Missed FG FG - 33 yards	TD - Pass TD - Run
01/24	Buffalo	TD - Pass TD - Run TD - Run TD - Pass TD - Pass End of Game	TD - Pass FG - 20 yards FG - 27 yards TD - Pass FG - 51 yards
02/07	at Tampa Bay	FG - 34 yards Downs Interception	TD - Pass Downs TD - Pass TD - Pass FG - 52 yards

## OFFENSE DEFENSE

Inside the 20	14	12
Scores	10	11
Touchdowns	7	7
Field Goals	3	4
Total Points in 20	57	59
Fumbles	0	0
Interceptions	1	0
Missed Field Goals	1	0
Lost on Downs	1	1
End of Half/Game	1	0
TDs Outside	0	1
Red-Zone Percentage	50.0	58.3

# GOAL TO GO SITUATIONS

DATE	OPPONENT	OFFENSE	DEFENSE
09/10	Houston	TD - Pass TD - Pass TD - Pass Field Goal - 19 yards	TD - Run
09/20	at L.A. Chargers	NONE	TD - Run TD - Pass Field Goal - 23 yards
09/28	at Baltimore	TD - Run TD - Pass TD - Pass	TD - Pass
10/05	New England	Field Goal - 23 yards TD - Pass TD - Pass	TD - Pass
10/11	Las Vegas	TD - Run TD - Pass Field Goal - 32 yards TD - Pass	TD - Pass TD - Run
10/19	at Buffalo	NONE	TD - Pass TD - Pass
10/25	at Denver	TD - Pass TD - Run	TD - Run TD - Run
11/01	N.Y. Jets	TD - Pass	NONE
11/08	Carolina	TD - Pass TD - Pass	TD - Run TD - Run
11/22	at Las Vegas	TD - Pass TD - Run TD - Run	TD - Run Field Goal - 35 yards TD - Pass TD - Pass
11/29	at Tampa Bay	Field Goal - 19 yards Fumble	Field Goal - 26 yards TD - Pass
12/06	Denver	Field Goal - 24 yards Field Goal - 23 yards Field Goal - 31 yards	TD - Pass TD - Pass
12/13	at Miami	TD - Pass	TD - Pass TD - Run
12/20	at New Orleans	TD - Pass TD - Pass Field Goal - 22 yards	TD - Run
12/27	Atlanta	TD - Pass Interception	Fumble TD - Pass
01/03	L.A. Chargers	TD - Pass TD - Run	TD - Pass TD - Pass Lost on Downs TD - Run TD - Run End of Game

## OFFENSE DEFENSE

<b>Goal-To-Go Situations</b>	35	33
<b>Scores</b>	33	30
<b>Touchdowns</b>	25	27
<b>Field Goals</b>	8	3
<b>Total Points</b>	197	197
<b>Fumbles</b>	1	1
<b>Interceptions</b>	1	0
<b>Missed Field Goals</b>	0	0
<b>Lost on Downs</b>	0	1
<b>End of Half/Game</b>	0	1
<b>Goal-to-Go Percentage</b>	71.4	84.4

# GOAL TO GO SITUATIONS

DATE	OPPONENT	OFFENSE	DEFENSE
01/17	Cleveland	TD - Run Field Goal - 28 yards	TD - Pass TD - Run
01/24	Buffalo	TD - Pass TD - Run TD - Run TD - Pass TD - Pass	TD - Pass Field Goal - 20 yards
02/07	at Tampa Bay	NONE	Lost on Downs TD - Pass

## OFFENSE DEFENSE

<b>Goal-To-Go Situations</b>	7	6
<b>Scores</b>	7	5
<b>Touchdowns</b>	6	4
<b>Field Goals</b>	1	1
<b>Total Points</b>	44	30
<b>Fumbles</b>	0	0
<b>Interceptions</b>	0	0
<b>Missed Field Goals</b>	0	0
<b>Lost on Downs</b>	0	1
<b>End of Half/Game</b>	0	0
<b>Goal-to-Go Percentage</b>	85.7	66.7

# BIG RUN PLAYS (10+ YARDS)

## 2020 REGULAR SEASON - BIG RUN PLAYS (10+ YARDS)

DATE	OPPONENT	QTR	CHIEF'S PLAYER	YDS.	DOWN	RESULT	QTR	OPP. PLAYER	YDS.	DOWN	RESULT
09/10	Houston	1	Clyde Edwards-Helaire	18	1-10-HOU 39	Touchdown	1	<b>David Johnson</b>	<b>19T</b>	2-1-KC 19	Touchdown
		3	Clyde Edwards-Helaire	11	2-3-KC 32	Touchdown	4	David Johnson	17	2-10-HOU 47	Touchdown
		3	<b>Clyde Edwards-Helaire</b>	<b>27T</b>	2-3-HOU 27	Touchdown	4	Deshaun Watson	13	1-10-HOU 35	Touchdown
		4	Clyde Edwards-Helaire	14	2-6-HOU 16	Field Goal					
09/20	at L.A. Chargers	1	Clyde Edwards-Helaire	17	1-10-KC 25	Punt	2	Austin Ekeler	13	1-10-LAC 29	Touchdown
		2	Darwin Thompson	14	1-10-KC 39	Touchdown	4	Justin Herbert	11	2-9-KC 15	Field Goal
		2	Patrick Mahomes	15	3-7-LAC 44	Touchdown					
		2	Patrick Mahomes	10	3-5-LAC 24	Touchdown					
09/28	at Baltimore	4	Patrick Mahomes	21	3-20-LAC 45	Field Goal					
		1	Tyreek Hill	22	1-10-KC 25	Touchdown	1	Lamar Jackson	30	3-2-BAL 33	Field Goal
		2	Clyde Edwards-Helaire	16	2-6-KC 39	Touchdown	1	Mark Ingram II	11	1-10-KC 26	Field Goal
		3	Darwin Thompson	10	2-3-BAL 31	Fumble	3	Lamar Jackson	18	2-10-BAL 32	Field Goal
10/05	New England	4	Patrick Mahomes	12	3-10-BAL 39	Touchdown	3	Lamar Jackson	11	1-10-KC 38	Field Goal
							3	Gus Edwards	24	2-5-KC 32	Touchdown
		1	Clyde Edwards-Helaire	13	1-10-NE 39	Field Goal	2	Damien Harris	10	2-6-NE 48	Field Goal
		3	Clyde Edwards-Helaire	11	1-10-NE 21	Touchdown	2	Rex Burkhead	18	2-10-KC 42	Field Goal
10/11	Las Vegas	4	Patrick Mahomes	18	3-9-NE 39	Touchdown	3	Damien Harris	41	2-1-NE 34	Touchdown
							4	James White	10	1-10- 50	Downs
		2	<b>Tyreek Hill</b>	<b>10T</b>	2-5-LV 10	Touchdown	2	Devontae Booker	43	1-10-LV 25	Touchdown
10/19	at Buffalo	1	Clyde Edwards-Helaire	31	1-10-KC 25	Touchdown	1	Devin Singletary	10	2-6-BUF 46	Field Goal
		2	Clyde Edwards-Helaire	12	2-5-BUF 41	Touchdown	2	Josh Allen	13	2-10-KC 41	Touchdown
		2	Clyde Edwards-Helaire	14	1-10-BUF 29	Touchdown					
		2	Clyde Edwards-Helaire	11	1-10-KC 10	Fumble					
10/25	at Denver	3	Clyde Edwards-Helaire	17	2-7-KC 21	Touchdown					
		3	Darwin Thompson	11	1-10-BUF 45	Touchdown					
		3	<b>Darrel Williams</b>	<b>13T</b>	4-1-BUF 13	Touchdown					
10/25	at Denver	1	Mecole Hardman	13	1-10-KC 32	Touchdown	1	Phillip Lindsay	14	1-10-DEN 25	Fumble
		1	<b>Clyde Edwards-Helaire</b>	<b>11T</b>	1-10-DEN 11	Touchdown	2	Phillip Lindsay	20	2-10-DEN 16	Interception
		1	Le'Veon Bell	16	1-10-KC 25	Field Goal	2	Phillip Lindsay	19	1-10-DEN 25	Field Goal
		2	Clyde Edwards-Helaire	27	1-10-KC 24	Punt	2	Melvin Gordon III	10	2-5-DEN 20	End Half
11/01	N.Y. Jets	3	Le'Veon Bell	16	1-10-KC 42	Field Goal	3	KJ Hamler	10	1-10-DEN 33	Fumble
							3	Melvin Gordon III	11	2-6-DEN 29	Interception
11/08	Carolina	4	Darrel Williams	11	2-10-NYJ 45	Downs		NONE			
			NONE				2	Christian McCaffrey	13	1-10-CAR 25	Punt
							3	Christian McCaffrey	10	1-10-CAR 38	Missed FG
							4	Teddy Bridgewater	15	4-14-KC 46	Touchdown
11/22	at Las Vegas	2	Clyde Edwards-Helaire	10	2-10-KC 27	Touchdown	1	Josh Jacobs	13	1-10-KC 15	Touchdown
		2	Le'Veon Bell	11	2-25-KC 10	Punt	3	Josh Jacobs	11	1-10-KC 39	Touchdown
		2	Patrick Mahomes	11	3-10-LV 46	Interception	4	Henry Ruggs III	12	1-10- 50	Touchdown
		3	<b>Clyde Edwards-Helaire</b>	<b>14T</b>	2-10-LV 14	Touchdown					
11/29	at Tampa Bay	2	Le'Veon Bell	10	2-1-TB 45	Field Goal	3	Ronald Jones II	11	1-10-TB 25	Field Goal
		3	Clyde Edwards-Helaire	10	2-11-KC 47	Touchdown	3	Ronald Jones II	34	2-1-TB 41	Interception
		3	Patrick Mahomes	17	3-1-TB 43	Touchdown					
12/06	Denver	2	Tyreek Hill	30	1-10-KC 46	Field Goal	2	Melvin Gordon III	65	3-3-DEN 17	Touchdown
		2	Patrick Mahomes	20	1-10-DEN 24	Field Goal	2	Melvin Gordon III	13	2-10-DEN 46	Missed FG
		3	Le'Veon Bell	16	1-10-KC 25	Field Goal					
		4	Darrel Williams	10	2-5-KC 42	Punt					
12/13	at Miami	4	Darrel Williams	12	2-5-KC 43	Field Goal					
		1	Le'Veon Bell	13	1-10-MIA 35	Interception		NONE			
		2	<b>Tyreek Hill</b>	<b>32T</b>	1-10-MIA 32	Touchdown					
		4	Clyde Edwards-Helaire	12	1-10-MIA 36	Interception					
12/20	at New Orleans	1	Patrick Mahomes	13	1-10-NO 24	Touchdown	2	Alvin Kamara	11	1-10-NO 9	Punt
		2	Clyde Edwards-Helaire	11	2-13-KC 34	Punt					
		3	Clyde Edwards-Helaire	16	1-10-KC 25	Touchdown					
		4	<b>Le'Veon Bell</b>	<b>12T</b>	1-10-NO 13	Touchdown					
12/27	Atlanta	4	Patrick Mahomes	24	1-10-NO 44	Field Goal					
		1	Le'Veon Bell	10	1-10-KC 13	Punt	1	Ito Smith	14	2-2-ATL 21	Punt
		2	Darrel Williams	11	4-1-ATL 46	Interception	4	Brian Hill	17	1-10-ATL 46	Touchdown
		2	Patrick Mahomes	13	1-10-ATL 44	Touchdown					
01/03	L.A. Chargers	3	Mecole Hardman	20	1-10-ATL 38	Interception					
		3	Le'Veon Bell	11	1-10-ATL 18	Interception					
		4	Darrel Williams	11	1-10-KC 33	Punt					
01/03	L.A. Chargers	3	Darwin Thompson	10	1-10-KC 8	Downs	3	Justin Jackson	11	1-10-LAC 25	Punt
							4	Justin Jackson	34	1-10-KC 35	Touchdown

TOTALS 57 - 852 (14.9), 7 TDS

38 - 680 (17.9), 1 TDS



# BIG RUN PLAYS (10+ YARDS)

## 2020 POSTSEASON - BIG RUN PLAYS (10+ YARDS)

DATE	OPPONENT	QTR	CHIEFS PLAYER	YDS.	DOWN	RESULT	QTR	OPP. PLAYER	YDS.	DOWN	RESULT
01/17	Cleveland	1	Darrel Williams	12	2-6-KC 29	Touchdown	3	Nick Chubb	23	1-10-CLE 23	Touchdown
		2	Patrick Mahomes	13	3-8-CLE 40	Field Goal	3	Nick Chubb	18	1-10-CLE 46	Touchdown
		3	Darrel Williams	12	4-1-KC 48	Field Goal	4	Kareem Hunt	10	1-10-KC 29	Touchdown
		3	Darrel Williams	16	1-10-CLE 40	Field Goal					
		4	Chad Henne	13	3-14-KC 35	End Game					
01/24	Buffalo	2	Mecole Hardman	50	1-10-KC 18	Touchdown	1	Josh Allen	17	3-3-BUF 22	Punt
		4	Darrel Williams	11	1-10-BUF 17	Touchdown	1	Josh Allen	15	3-23-BUF 26	Punt
		4	Darrel Williams	13	3-11-BUF 26	End Game	2	Josh Allen	10	1-10-KC 29	Field Goal
							4	Josh Allen	18	2-10-KC 38	Interception
							4	Josh Allen	11	3-2-BUF 33	Touchdown
02/07	at Tampa Bay	1	Patrick Mahomes	11	3-7-KC 36	Punt	1	Ronald Jones II	13	1-10-TB 20	Punt
		1	Patrick Mahomes	11	1-10-KC 48	Field Goal	1	Leonard Fournette	11	1-10-KC 24	Touchdown
		2	Patrick Mahomes	10	1-10-TB 46	Field Goal	3	<b>Leonard Fournette</b>	<b>27T</b>	1-10-KC 27	Touchdown
		3	Clyde Edwards-Helaire	26	1-10-KC 19	Field Goal					
		3	Clyde Edwards-Helaire	10	2-2-TB 47	Field Goal					

# BIG PASS PLAYS (20+ YARDS)

## 2020 REGULAR SEASON - BIG PASS PLAYS (20+ YARDS)

DATE	OPPONENT	QTR	CHIEFS PLAYER	YDS.	DOWN	RESULT	QTR	OPP. PLAYER	YDS.	DOWN	RESULT
09/10	Houston		NONE				2	Deshaun Watson -> Jordan Akins	20	2-10-HOU 47	Missed FG
							4	Deshaun Watson -> Will Fuller V	20	1-10-HOU 16	Interception
							4	Deshaun Watson -> Will Fuller V	31	1-10-HOU 48	Touchdown
09/20	at L.A. Chargers	3	Patrick Mahomes -> Travis Kelce	20	2-9-KC 26	Punt	1	Justin Herbert -> Joshua Kelley	35	2-10-LAC 39	Touchdown
		4	Patrick Mahomes -> Mecole Hardman	22	1-10-KC 22	Touchdown	2	Justin Herbert -> Austin Ekeler	22	1-10-KC 48	Touchdown
		4	<b>Patrick Mahomes -&gt; Tyreek Hill</b>	<b>54T</b>	2-8-KC 46	Touchdown	2	Justin Herbert -> Keenan Allen	28	3-2-KC 47	End Half
							3	Justin Herbert -> Keenan Allen	25	3-10-LAC 49	Field Goal
							3	Justin Herbert -> Hunter Henry	22	2-9-LAC 31	Interception
09/28	at Baltimore	1	Patrick Mahomes -> Tyreek Hill	33	1-10-BAL 36	Touchdown		NONE			
		2	Patrick Mahomes -> Travis Kelce	29	1-10-KC 27	Touchdown					
		2	<b>Patrick Mahomes -&gt; Tyreek Hill</b>	<b>20T</b>	2-9-BAL 20	Touchdown					
		2	<b>Patrick Mahomes -&gt; Mecole Hardman</b>	<b>49T</b>	3-14-BAL 49	Touchdown					
		3	Patrick Mahomes -> Clyde Edwards-Helaire	24	1-10-KC 20	Fumble					
10/05	New England	1	Patrick Mahomes -> Tyreek Hill	22	3-5-KC 44	Field Goal	3	Brian Hoyer -> Damiere Byrd	25	2-10-KC 37	Fumble
		1	Patrick Mahomes -> Sammy Watkins	21	1-10-KC 16	Field Goal	4	Jarrett Stidham -> Damiere Byrd	30	1-10-NE 20	Downs
		1	Patrick Mahomes -> Travis Kelce	24	1-10-KC 37	Field Goal					
		3	Patrick Mahomes -> Travis Kelce	45	2-10-KC 34	Touchdown					
10/11	Las Vegas	1	Patrick Mahomes -> Tyreek Hill	26	2-4-KC 36	Touchdown	1	Derek Carr -> Henry Ruggs III	46	3-10-LV 30	Field Goal
		1	Patrick Mahomes -> Travis Kelce	32	3-7-LV 35	Touchdown	2	<b>Derek Carr -&gt; Nelson Agholor</b>	<b>59T</b>	2-5-LV 41	Touchdown
		2	Patrick Mahomes -> Tyreek Hill	37	2-5-LV 46	Touchdown	2	Derek Carr -> Alec Ingold	23	2-9-KC 31	Touchdown
		2	Patrick Mahomes -> Travis Kelce	23	3-15-KC 23	Field Goal	2	<b>Derek Carr -&gt; Henry Ruggs III</b>	<b>72T</b>	3-2-LV 28	Touchdown
		2	Patrick Mahomes -> Byron Pringle	23	3-4-LV 29	Field Goal	3	Derek Carr -> Darren Waller	23	3-4-KC 48	Touchdown
		4	Patrick Mahomes -> Clyde Edwards-Helaire	20	2-11-KC 24	Touchdown	4	Derek Carr -> Hunter Renfrow	42	3-18-LV 22	Field Goal
		4	Patrick Mahomes -> Mecole Hardman	37	4-5-KC 49	Touchdown					
10/19	at Buffalo	1	Patrick Mahomes -> Demarcus Robinson	22	1-10-BUF 33	Touchdown	4	Josh Allen -> Cole Beasley	22	1-10-KC 30	Touchdown
		1	Patrick Mahomes -> Demarcus Robinson	21	2-5-KC 11	Field Goal					
		4	Patrick Mahomes -> Travis Kelce	20	2-8-KC 15	Field Goal					
		4	Patrick Mahomes -> Byron Pringle	37	3-12-KC 33	Field Goal					
10/25	at Denver	1	Patrick Mahomes -> Mecole Hardman	38	2-9-KC 42	Field Goal	1	Drew Lock -> Tim Patrick	27	1-10-KC 37	Touchdown
		4	Patrick Mahomes -> Nick Keizer	22	2-3-DEN 32	Touchdown	2	Drew Lock -> KJ Hamler	21	3-28-DEN 42	End Half
							4	Drew Lock -> Noah Fant	24	1-10-KC 43	Touchdown
11/01	N.Y. Jets	1	<b>Patrick Mahomes -&gt; Mecole Hardman</b>	<b>30T</b>	1-10-NYJ 30	Touchdown	1	Sam Darnold -> Denzel Mims	27	2-10-NYJ 25	Field Goal
		1	<b>Patrick Mahomes -&gt; Tyreek Hill</b>	<b>36T</b>	1-10-NYJ 36	Touchdown					
		2	Patrick Mahomes -> Travis Kelce	23	1-10-NYJ 46	Touchdown					
		3	Patrick Mahomes -> Travis Kelce	25	1-10-NYJ 48	Downs					
		3	<b>Patrick Mahomes -&gt; Demarcus Robinson</b>	<b>26T</b>	1-10-NYJ 26	Touchdown					
		4	<b>Patrick Mahomes -&gt; Tyreek Hill</b>	<b>41T</b>	3-5-NYJ 41	Touchdown					
11/08	Carolina	2	Patrick Mahomes -> Mecole Hardman	32	2-4-KC 31	Field Goal	2	Joseph Charlton -> Brandon Zylstra	28	4-7-CAR 45	Touchdown
		2	Patrick Mahomes -> Travis Kelce	23	1-10-KC 35	Touchdown	4	Teddy Bridgewater -> Curtis Samuel	28	1-10-KC 30	Touchdown
		2	Patrick Mahomes -> Demarcus Robinson	28	3-10-CAR 46	Fumble	4	Teddy Bridgewater -> Christian McCaffrey	24	1-10-KC 31	Touchdown
		3	Patrick Mahomes -> Travis Kelce	29	2-6-CAR 48	Missed FG	4	Teddy Bridgewater -> Robby Anderson	22	1-10-KC 48	Touchdown
		3	Patrick Mahomes -> Travis Kelce	44	3-7-KC 44	Touchdown	4	Teddy Bridgewater -> Curtis Samuel	23	3-5-CAR 28	Missed FG
		4	Patrick Mahomes -> Tyreek Hill	26	3-5-KC 46	Touchdown					
		4	<b>Patrick Mahomes -&gt; Tyreek Hill</b>	<b>28T</b>	1-10-CAR 28	Touchdown					
11/22	at Las Vegas	2	Patrick Mahomes -> Travis Kelce	21	2-1-LV 37	Touchdown	1	Derek Carr -> Darren Waller	26	3-5-LV 30	Touchdown
		4	<b>Patrick Mahomes -&gt; Travis Kelce</b>	<b>22T</b>	2-7-LV 22	Touchdown	1	Derek Carr -> Nelson Agholor	29	1-10-KC 44	Touchdown
							3	Derek Carr -> Hunter Renfrow	21	3-6-KC 24	Touchdown
							4	Derek Carr -> Nelson Agholor	20	3-5-LV 30	Touchdown
11/29	at Tampa Bay	1	Patrick Mahomes -> Tyreek Hill	34	1-10-KC 25	Field Goal	2	Tom Brady -> Rob Gronkowski	29	1-10-TB 34	Touchdown
		1	Patrick Mahomes -> Tyreek Hill	23	2-9-TB 30	Field Goal	2	<b>Tom Brady -&gt; Ronald Jones II</b>	<b>37T</b>	1-10-KC 37	Touchdown
		1	<b>Patrick Mahomes -&gt; Tyreek Hill</b>	<b>75T</b>	1-10-KC 25	Touchdown	3	Tom Brady -> Rob Gronkowski	48	1-10-TB 47	Field Goal
		1	<b>Patrick Mahomes -&gt; Tyreek Hill</b>	<b>44T</b>	3-8-TB 44	Touchdown	3	Tom Brady -> Chris Godwin	44	3-15-TB 20	Interception
		2	Patrick Mahomes -> Travis Kelce	20	1-10-KC 22	Fumble	4	<b>Tom Brady -&gt; Mike Evans</b>	<b>31T</b>	4-3-KC 31	Touchdown
		3	Patrick Mahomes -> Tyreek Hill	21	2-8-KC 27	Touchdown					
		3	<b>Patrick Mahomes -&gt; Tyreek Hill</b>	<b>20T</b>	2-4-TB 20	Touchdown					
12/06	Denver	1	Patrick Mahomes -> Demarcus Robinson	20	1-10-DEN 43	Field Goal	1	Drew Lock -> Noah Fant	37	3-7-DEN 28	Interception
		2	Patrick Mahomes -> Travis Kelce	28	1-10-DEN 38	Field Goal	3	Drew Lock -> Tim Patrick	21	2-5-DEN 44	Touchdown
		3	Patrick Mahomes -> Travis Kelce	20	2-7-KC 44	Field Goal					
		3	Patrick Mahomes -> Tyreek Hill	30	1-10-KC 25	Touchdown					
		3	<b>Patrick Mahomes -&gt; Travis Kelce</b>	<b>20T</b>	2-10-DEN 20	Touchdown					
12/13	at Miami	1	Patrick Mahomes -> Sammy Watkins	37	1-10-KC 25	Interception	4	Tua Tagovailoa -> Mack Hollins	23	2-5-MIA 38	Touchdown
		2	Patrick Mahomes -> Travis Kelce	21	1-10-KC 25	Touchdown	4	<b>Tua Tagovailoa -&gt; Mike Gesicki</b>	<b>29T</b>	1-10-KC 29	Touchdown
		3	Patrick Mahomes -> Clyde Edwards-Helaire	26	1-10-KC 25	Touchdown	4	Tua Tagovailoa -> Lynn Bowden	22	1-10-KC 48	Field Goal
		3	<b>Patrick Mahomes -&gt; Tyreek Hill</b>	<b>44T</b>	2-5-MIA 44	Touchdown					
		3	Patrick Mahomes -> Travis Kelce	28	3-3-KC 27	Fumble					
		3	Patrick Mahomes -> Mecole Hardman	26	2-7-MIA 42	Fumble					
		3	Patrick Mahomes -> Travis Kelce	32	3-1-KC 17	Interception					
		4	Patrick Mahomes -> Tyreek Hill	22	4-1-MIA 40	Field Goal					
12/20	at New Orleans	1	Patrick Mahomes -> Sammy Watkins	23	3-8-KC 36	Touchdown	2	Drew Brees -> Emmanuel Sanders	51	3-10-NO 46	Touchdown
		1	Patrick Mahomes -> Demarcus Robinson	23	2-10-NO 41	Touchdown	2	Drew Brees -> Alvin Kamara	21	1-10-NO 7	Punt
		3	Patrick Mahomes -> Sammy Watkins	20	3-5-NO 41	Touchdown	3	Drew Brees -> TreQuan Smith	25	1-10-NO 25	Touchdown
							3	<b>Drew Brees -&gt; Latavious Murray</b>	<b>24T</b>	2-14-KC 24	Touchdown
							4	Drew Brees -> Jared Cook	21	4-2-NO 33	Touchdown
12/27	Atlanta	1	Patrick Mahomes -> Tyreek Hill	31	1-10-KC 10	Punt	1	Matt Ryan -> Todd Gurley II	26	1-10-ATL 25	Punt
		3	Patrick Mahomes -> Travis Kelce	26	3-11-KC 36	Field Goal	2	Matt Ryan -> Calvin Ridley	54	2-6-ATL 35	Touchdown
		4	Patrick Mahomes -> Travis Kelce	29	3-10-KC 25	Touchdown	4	Matt Ryan -> Calvin Ridley	31	1-20-ATL 15	Touchdown
		4	<b>Patrick Mahomes -&gt; Demarcus Robinson</b>	<b>25T</b>	2-10-ATL 25	Touchdown	4	Matt Ryan -> Calvin Ridley	21	1-10-ATL 42	Missed FG
01/03	L.A. Chargers	1	Chad Henne -> Darwin Thompson	37	3-9-KC 45	Touchdown	2	Justin Herbert -> Donald Parham Jr.	22	2-9-LAC 26	Punt
		4	Chad Henne -> Byron Pringle	31	3-8-LAC 42	Touchdown	2	Justin Herbert -> Mike Williams	20	3-12-LAC 20	Downs
							3	Justin Herbert -> Justin Jackson	32	2-8-KC 47	Downs
							3	<b>Justin Herbert -&gt; Mike Williams</b>	<b>48T</b>	2-9-KC 48	Touchdown
							4	Justin Herbert -> Tyron Johnson	27	2-7-LAC 38	Touchdown

TOTALS 69 - 1,991 (28.9), 15 TDS

54 - 1,609 (29.8), 7 TDS

# BIG PASS PLAYS (20+ YARDS)

## 2020 POSTSEASON - BIG PASS PLAYS (20+ YARDS)

DATE	OPPONENT	QTR	CHIEFS PLAYER	YDS.	DOWN	RESULT	QTR	OPP. PLAYER	YDS.	DOWN	RESULT
01/17	Cleveland	1	Patrick Mahomes -> Tyreek Hill	26	2-3-KC 48	Touchdown	1	Baker Mayfield -> David Njoku	27	2-5-CLE 30	Field Goal
		1	Patrick Mahomes -> Mecole Hardman	42	2-10-KC 25	Touchdown	2	Baker Mayfield -> Donovan Peoples-Jones	23	2-13-CLE 33	Punt
		2	<b>Patrick Mahomes -&gt; Travis Kelce</b>	<b>20T</b>	2-19-CLE 20	Touchdown	2	Baker Mayfield -> David Njoku	26	2-20-CLE 20	Fumble
		2	Patrick Mahomes -> Travis Kelce	22	1-10-CLE 48	Field Goal	2	Baker Mayfield -> Rashard Higgins	23	2-10-KC 49	Fumble
		4	Chad Henne -> Tyreek Hill	23	1-10-KC 25	Interception	2	Baker Mayfield -> Rashard Higgins	25	1-10-KC 26	Fumble
		4	Chad Henne -> Travis Kelce	24	3-5-CLE 47	Interception					
01/24	Buffalo	2	Patrick Mahomes -> Tyreek Hill	33	1-10-KC 49	Touchdown	2	Josh Allen -> T.J. Yeldon	20	1-10-KC 49	Field Goal
		3	Patrick Mahomes -> Tyreek Hill	71	2-10-KC 25	Touchdown	3	Josh Allen -> Cole Beasley	23	1-10-KC 47	Field Goal
							4	Josh Allen -> Stefon Diggs	34	1-10-KC 49	Field Goal
02/07	at Tampa Bay	3	Patrick Mahomes -> Tyreek Hill	21	2-15-KC 37	Downs	2	Tom Brady -> Mike Evans	31	1-10-KC 37	Downs
		4	Patrick Mahomes -> Travis Kelce	33	1-10-KC 8	Downs	3	Tom Brady -> Rob Gronkowski	25	2-6-TB 48	Touchdown
		4	Patrick Mahomes -> Tyreek Hill	23	3-33- 50	Downs					

# ADVANCES CHART

## 2020 REGULAR SEASON CHIEFS ADVANCES

DATE	OPPONENT	RUSHES	COMPLETIONS	ADVANCES	OUTCOME
09/10	Houston	34	24	58	W 34-20
09/20	at L.A. Chargers	22	27	49	W 23-20 OT
09/28	at Baltimore	31	31	62	W 34-20
10/05	New England	25	19	44	W 26-10
10/11	Las Vegas	20	22	42	L 40-32
10/19	at Buffalo	46	21	67	W 26-17
10/25	at Denver	22	17	39	W 43-16
11/01	N.Y. Jets	20	35	55	W 35-9
11/08	Carolina	11	30	41	W 33-31
11/22	at Las Vegas	27	35	62	W 35-31
11/29	at Tampa Bay	20	37	57	W 27-24
12/06	Denver	22	25	47	W 22-16
12/13	at Miami	24	24	48	W 33-27
12/20	at New Orleans	41	26	67	W 32-29
12/27	Atlanta	21	24	45	W 17-14
01/03	L.A. Chargers	17	23	40	L 38-21
<b>TOTALS</b>		<b>403</b>	<b>420</b>	<b>823</b>	

## 2020 REGULAR SEASON OPPONENT ADVANCES

DATE	OPPONENT	RUSHES	COMPLETIONS	ADVANCES	OUTCOME
09/10	Houston	22	20	42	W 34-20
09/20	at L.A. Chargers	44	22	66	W 23-20 OT
09/28	at Baltimore	21	15	36	W 34-20
10/05	New England	35	20	55	W 26-10
10/11	Las Vegas	35	22	57	L 40-32
10/19	at Buffalo	23	14	37	W 26-17
10/25	at Denver	33	24	57	W 43-16
11/01	N.Y. Jets	25	18	43	W 35-9
11/08	Carolina	24	37	61	W 33-31
11/22	at Las Vegas	26	23	49	W 35-31
11/29	at Tampa Bay	13	27	40	W 27-24
12/06	Denver	33	15	48	W 22-16
12/13	at Miami	24	28	52	W 33-27
12/20	at New Orleans	17	15	32	W 32-29
12/27	Atlanta	23	27	50	W 17-14
01/03	L.A. Chargers	35	22	57	L 38-21
<b>TOTALS</b>		<b>433</b>	<b>349</b>	<b>782</b>	

### CHIEFS RECORD WHEN:

Having 45 or more advances	11 - 0
Having 50 or more advances	7 - 0
Having less than 45 advances	3 - 2
Having less than 50 advances	7 - 2
Allowing 45 or more advances	8 - 2
Allowing 50 or more advances	6 - 2
Allowing less than 45 advances	6 - 0
Allowing less than 50 advances	8 - 0

NOTE: Advances equal to all rushing attempts plus completions.



# ADVANCES CHART

## 2020 POSTSEASON CHIEFS ADVANCES

DATE	OPPONENT	RUSHES	COMPLETIONS	ADVANCES	OUTCOME
01/17	Cleveland	24	27	51	W 22-17
01/24	Buffalo	25	29	54	W 38-24
02/07	at Tampa Bay	17	26	43	L 31-9
<b>TOTALS</b>		<b>66</b>	<b>82</b>	<b>148</b>	

## 2020 POSTSEASON OPPONENT ADVANCES

DATE	OPPONENT	RUSHES	COMPLETIONS	ADVANCES	OUTCOME
01/17	Cleveland	22	23	45	W 22-17
01/24	Buffalo	18	28	46	W 38-24
02/07	at Tampa Bay	33	21	54	L 31-9
<b>TOTALS</b>		<b>73</b>	<b>72</b>	<b>145</b>	

## CHIEFS RECORD WHEN:

Having 45 or more advances	2 - 0
Having 50 or more advances	2 - 0
Having less than 45 advances	0 - 1
Having less than 50 advances	0 - 1
Allowing 45 or more advances	2 - 1
Allowing 50 or more advances	0 - 1
Allowing less than 45 advances	0 - 0
Allowing less than 50 advances	2 - 0

NOTE: Advances equal to all rushing attempts plus completions.

# SCORING DRIVES

## CHIEFS 2020 REGULAR SEASON SCORING DRIVES

CHIEFS 2020 REGULAR SEASON SCORING DRIVES											
			DRIVE			FIRST					
DATE	OPPONENT	ACQUIRED	START	PLAYS	YARDS	Q	TIME	DOWNS	SCORING PLAY	KC	OPP
09/10	Houston	Kickoff	KC 25	11	75	Q1	5:41	6	Q2: T. Kelce: 6-yard pass from P. Mahomes	7	7
		Punt	KC 9	16	91	Q2	9:04	7	S. Watkins: 2-yard pass from P. Mahomes	14	7
		Missed FG	KC 41	4	48	Q2	0:25	4	H. Butker: 29-yard FG	17	7
		Kickoff	KC 25	7	75	Q3	4:07	4	C. Edwards-Helaire: 27-yard run	24	7
		Interception	HOU 17	6	17	Q4	2:50	2	T. Hill: 3-yard pass from P. Mahomes	31	7
09/20	at L.A. Chargers	Kickoff	HOU 20	6	19	Q4	2:08	1	H. Butker: 19-yard FG	34	20
		Punt	KC 27	10	73	Q2	4:36	5	T. Kelce: 10-yard pass from P. Mahomes	6	7
		Kickoff	KC 25	9	35	Q3	4:56	3	H. Butker: 58-yard FG	9	17
		Interception	KC 5	6	95	Q3	2:31	3	Q4: T. Hill: 54-yard pass from P. Mahomes	17	17
		Kickoff	KC 25	12	63	Q4	2:27	5	H. Butker: 30-yard FG	20	20
09/28	at Baltimore	Punt	KC 21	13	39	OT	5:52	3	H. Butker: 58-yard FG	23	20
		Kickoff	KC 25	6	75	Q1	2:37	5	P. Mahomes: 3-yard run	6	3
		Punt	KC 32	13	68	Q1	6:20	5	Q2: A. Sherman: 5-yard pass from P. Mahomes	13	3
		Punt	KC 27	6	73	Q2	3:26	3	Mahomes	20	10
		Punt	KC 16	7	84	Q2	2:51	3	T. Hill: 20-yard pass from P. Mahomes	27	10
10/05	New England	Kickoff	KC 25	13	75	Q4	6:41	6	M. Hardman: 49-yard pass from P. Mahomes	34	20
		Punt	KC 4	8	75	Q1	4:52	4	E. Fisher: 2-yard pass from P. Mahomes		
		Fumble	KC 15	7	85	Q3	4:25	4	H. Butker: 23-yard FG	3	0
		Kickoff	KC 15	7	85	Q3	3:10	4	H. Butker: 39-yard FG	6	0
		Kickoff	KC 25	9	75	Q4	4:48	5	T. Hill: 6-yard pass from P. Mahomes	13	3
10/11	Las Vegas	Kickoff	KC 12	9	88	Q1	4:39	4	M. Hardman: 6-yard pass from P. Mahomes	19	10
		Interception	LV 28	4	28	Q1	1:05	2	P. Mahomes: 3-yard run	7	3
		Kickoff	KC 25	7	75	Q2	2:44	3	Q2: T. Hill: 10-yard run	14	3
		Kickoff	KC 28	12	58	Q2	2:11	4	S. Watkins: 8-yard pass from P. Mahomes	21	10
		Kickoff	KC 25	8	75	Q4	1:29	4	H. Butker: 32-yard FG	24	24
10/19	at Buffalo	Kickoff	KC 13	12	75	Q4	4:38	3	T. Kelce: 7-yard pass from P. Mahomes	32	40
		Kickoff	KC 25	5	75	Q1	2:37	4	T. Kelce: 11-yard pass from P. Mahomes	7	3
		Kickoff	KC 25	12	75	Q2	6:26	5	T. Kelce: 12-yard pass from P. Mahomes	13	10
		Punt	KC 18	13	82	Q3	7:47	5	D. Williams: 13-yard run	20	10
		Punt	KC 6	10	75	Q4	5:20	4	H. Butker: 37-yard FG	23	10
10/25	at Denver	Kickoff	KC 13	12	75	Q4	4:38	3	H. Butker: 30-yard FG	26	17
		Punt	KC 32	8	68	Q1	4:02	5	C. Edwards-Helaire: 11-yard run	7	0
		Kickoff	KC 25	7	53	Q1	4:00	2	H. Butker: 40-yard FG	10	6
		Kickoff	0	0	0	Q2	0:14	0	B. Pringle: 102-yard run	24	9
		Fumble	DEN 14	4	1	Q3	1:03	0	H. Butker: 31-yard FG	27	9
11/01	N.Y. Jets	Downs	KC 42	8	50	Q3	3:49	3	H. Butker: 26-yard FG	30	9
		Interception	KC 43	6	57	Q4	3:33	3	T. Hill: 10-yard pass from P. Mahomes	37	9
		Kickoff	DEN 21	7	21	Q4	3:56	3	C. Henne: 1-yard run	43	16
		Kickoff	KC 10	7	90	Q1	3:52	4	M. Hardman: 30-yard pass from P. Mahomes	7	0
		Kickoff	KC 27	7	73	Q1	3:22	3	T. Hill: 36-yard pass from P. Mahomes	14	3
11/08	Carolina	Kickoff	KC 24	7	76	Q2	1:57	5	T. Kelce: 3-yard pass from P. Mahomes	21	9
		Punt	KC 17	6	83	Q3	3:21	4	D. Robinson: 26-yard pass from P. Mahomes	28	9
		Punt	KC 35	6	65	Q4	2:10	2	T. Hill: 41-yard pass from P. Mahomes	35	9
		Kickoff	KC 25	12	54	Q1	4:29	4	H. Butker: 39-yard FG	3	7
		Kickoff	KC 25	6	38	Q2	1:38	1	H. Butker: 55-yard FG	6	14
11/22	at Las Vegas	Punt	KC 35	7	65	Q2	3:44	5	D. Robinson: 1-yard pass from P. Mahomes	13	14
		Missed FG	KC 41	5	59	Q3	2:17	2	C. Edwards-Helaire: 4-yard pass from P. Mahomes	20	17
		Punt	KC 31	6	69	Q3	1:56	3	Mahomes	26	17
		Kickoff	KC 15	14	85	Q1	7:24	6	Q4: T. Hill: 28-yard pass from P. Mahomes		
		Kickoff	KC 27	7	73	Q2	3:44	5	T. Hill: 3-yard pass from P. Mahomes	7	7
11/29	at Tampa Bay	Kickoff	KC 7	16	93	Q3	8:37	8	C. Edwards-Helaire: 3-yard run	14	14
		Punt	KC 9	12	91	Q4	5:39	6	C. Edwards-Helaire: 14-yard run	21	17
		Kickoff	KC 25	7	75	Q4	1:15	4	L. Bell: 6-yard run	28	24
		Kickoff	KC 25	8	74	Q1	2:46	3	T. Kelce: 22-yard pass from P. Mahomes	35	31
		Punt	KC 25	1	75	Q1	0:10	1	H. Butker: 19-yard FG	3	0
12/06	Denver	Punt	KC 10	7	90	Q1	3:50	3	T. Hill: 75-yard pass from P. Mahomes	10	0
		Kickoff	KC 25	13	64	Q2	4:15	5	T. Hill: 44-yard pass from P. Mahomes	17	0
		Kickoff	KC 25	7	75	Q3	4:04	3	H. Butker: 29-yard FG	20	7
		Kickoff	KC 25	7	58	Q1	3:38	3	T. Hill: 20-yard pass from P. Mahomes	27	10
		Kickoff	KC 25	7	69	Q2	3:44	3	H. Butker: 35-yard FG	3	3
12/13	at Miami	Missed FG	KC 47	5	48	Q2	0:28	2	H. Butker: 24-yard FG	6	10
		Kickoff	KC 47	5	48	Q2	0:28	2	H. Butker: 23-yard FG	9	10
		Kickoff	KC 25	10	62	Q3	4:28	4	H. Butker: 31-yard FG	12	10
		Kickoff	KC 25	7	75	Q3	2:44	4	T. Kelce: 20-yard pass from P. Mahomes	19	16
		Punt	KC 15	10	55	Q4	5:03	3	H. Butker: 48-yard FG	22	16
12/20	at New Orleans	Kickoff	KC 25	4	75	Q2	2:04	3	T. Hill: 32-yard run	7	10
		Interception	KC 26	9	74	Q2	2:15	5	T. Kelce: 6-yard pass from P. Mahomes	14	10
		Kickoff	KC 25	3	75	Q3	1:10	2	T. Hill: 44-yard pass from P. Mahomes	21	10
		Kickoff	KC 25	10	47	Q4	3:07	3	H. Butker: 46-yard FG	33	24
		Interception	NO 36	7	36	Q1	3:15	3	T. Hill: 5-yard pass from P. Mahomes	7	0
12/27	Atlanta	Punt	KC 20	11	80	Q1	5:01	5	Q2: T. Kelce: 1-yard pass from P. Mahomes	14	0
		Kickoff	KC 25	9	75	Q3	4:53	5	M. Hardman: 5-yard pass from P. Mahomes	21	15
		Kickoff	KC 25	10	71	Q4	5:25	4	H. Butker: 22-yard FG	26	22
		Kickoff	KC 22	12	78	Q2	3:05	6	T. Kelce: 4-yard pass from P. Mahomes	7	7
		Punt	KC 37	7	28	Q3	2:31	1	Q4: H. Butker: 53-yard FG	10	7
01/03	L.A. Chargers	Kickoff	KC 25	9	75	Q4	2:38	4	D. Robinson: 25-yard pass from P. Mahomes	17	14
		Kickoff	KC 44	7	56	Q1	3:41	4	B. Pringle: 3-yard pass from C. Henne	7	0
		Kickoff	KC 28	12	72	Q1	5:42	6	Q2: D. Thompson: 1-yard run	14	7
				9	74	Q3	3:58	4	Q4: D. Thompson: 8-yard pass from C. Henne	21	31
AVG				8.3	65.1		3:40	3.7			
TOTALS				638	5,016		282:40	287			

# SCORING DRIVES

## CHIEFS 2020 POSTSEASON SCORING DRIVES

DATE	OPPONENT	ACQUIRED	DRIVE START	PLAYS	YARDS	Q	TIME	FIRST DOWNS	SCORING PLAY	KC	OPP
01/17	Cleveland	Kickoff	KC 25	10	75	Q1	5:49	5	P. Mahomes: 1-yard run	6	0
		Kickoff	KC 25	7	75	Q1	3:53	4	Q2: T. Kelce: 20-yard pass from P. Mahomes	13	3
		Punt	KC 15	13	53	Q2	6:29	4	H. Butker: 50-yard FG	16	3
		Fumble	KC 20	9	70	Q2	1:32	4	H. Butker: 28-yard FG	19	3
		Kickoff	KC 25	11	60	Q3	5:05	3	H. Butker: 33-yard FG	22	10
01/24	Buffalo	Kickoff	KC 20	14	80	Q1	6:58	7	Q2: M. Hardman: 3-yard pass from P. Mahomes	7	9
		Punt	KC 18	5	82	Q2	2:51	4	Mahomes	14	9
		Punt	KC 23	9	77	Q2	4:19	5	D. Williams: 6-yard run	21	9
		Kickoff	KC 25	10	48	Q3	4:12	3	C. Edwards-Helaire: 1-yard run	24	12
		Kickoff	KC 25	4	75	Q3	2:20	3	H. Butker: 45-yard FG	31	15
		Interception	KC 42	11	58	Q4	5:35	5	T. Kelce: 1-yard pass from P. Mahomes	38	15
									T. Kelce: 5-yard pass from P. Mahomes		
02/07	at Tampa Bay	Punt	KC 38	8	31	Q1	3:23	3	H. Butker: 49-yard FG	3	0
		Kickoff	KC 25	10	61	Q2	5:04	4	H. Butker: 34-yard FG	6	14
		Kickoff	KC 19	7	47	Q3	3:34	2	H. Butker: 52-yard FG	9	21
AVG				9.1	63.7		4:21	4.0			
TOTALS				128	892		61:04	56			

# OPPONENTS SCORING DRIVES

CHIEFS OPPONENTS 2020 REGULAR SEASON SCORING DRIVES

DATE	OPPONENT	ACQUIRED	DRIVE START	PLAYS	YARDS	Q	TIME	FIRST DOWNS	SCORING PLAY	KC	OPP
09/10	Houston	Punt	HOU 20	9	80	Q1	5:12	4	D. Johnson: 19-yard run	0	7
		Kickoff	HOU 25	10	75	Q4	4:10	5	J. Akins: 19-yard pass from D. Watson	31	13
		Punt	HOU 35	7	65	Q4	2:51	4	D. Watson: 1-yard run	31	20
09/20	at L.A. Chargers	Kickoff	LAC 21	8	79	Q1	3:37	4	J. Herbert: 4-yard run	0	7
		Kickoff	LAC 29	11	71	Q2	6:21	5	J. Guyton: 14-yard pass from J. Herbert	6	14
		Punt	LAC 20	12	57	Q3	4:50	3	M. Badgley: 41-yard FG	6	17
		Kickoff	LAC 13	17	82	Q4	10:21	6	M. Badgley: 23-yard FG	17	20
09/28	at Baltimore	Kickoff	BAL 25	11	67	Q1	5:40	3	J. Tucker: 26-yard FG	0	3
		Kickoff	0	0	0	Q2	0:12	0	D. Duvernay: 93-yard run	13	10
		Fumble	BAL 21	12	55	Q3	6:43	4	J. Tucker: 42-yard FG	27	13
		Downs	KC 49	6	49	Q3	3:02	3	Q4: N. Boyle: 5-yard pass from L. Jackson	27	20
10/05	New England	Fumble	NE 15	13	60	Q2	5:20	4	N. Folk: 43-yard FG	6	3
		Kickoff	NE 25	6	75	Q3	1:57	3	Q4: N. Harry: 4-yard pass from J. Stidham	13	10
10/11	Las Vegas	Punt	LV 5	11	75	Q1	5:49	3	D. Carlson: 38-yard FG	0	3
		Kickoff	LV 25	5	75	Q2	2:41	2	N. Agholor: 59-yard pass from D. Carr	14	10
		Kickoff	LV 25	5	75	Q2	2:40	3	D. Waller: 5-yard pass from D. Carr	21	17
		Punt	LV 20	3	80	Q2	1:37	1	H. Ruggs III: 72-yard pass from D. Carr	21	24
		Punt	LV 29	13	71	Q3	8:01	5	Q4: J. Jacobs: 7-yard run	24	30
		Punt	LV 30	10	45	Q4	5:16	2	D. Carlson: 43-yard FG	24	33
		Interception	KC 2	1	2	Q4	0:05	1	J. Jacobs: 2-yard run	24	40
10/19	at Buffalo	Punt	BUF 32	11	38	Q1	4:27	3	T. Bass: 48-yard FG	0	3
		Kickoff	BUF 25	13	75	Q1	6:43	6	Q2: S. Diggs: 4-yard pass from J. Allen	7	10
		Kickoff	BUF 25	6	75	Q4	2:33	6	C. Beasley: 8-yard pass from J. Allen	23	17
10/25	at Denver	Fumble	KC 37	4	37	Q1	1:46	2	D. Lock: 2-yard run	7	6
		Kickoff	DEN 25	7	50	Q2	3:29	2	B. McManus: 43-yard FG	17	9
		Kickoff	DEN 25	9	75	Q4	4:21	5	M. Gordon III: 3-yard run	37	16
11/01	N.Y. Jets	Kickoff	NYJ 25	12	54	Q1	6:29	4	S. Castillo: 39-yard FG	7	3
		Kickoff	NYJ 25	7	38	Q1	3:15	2	Q2: S. Castillo: 55-yard FG	14	6
		Punt	NYJ 19	13	51	Q2	7:02	4	S. Castillo: 48-yard FG	14	9
11/08	Carolina	Kickoff	CAR 25	15	75	Q1	8:53	7	C. McCaffrey: 9-yard pass from T. Bridgewater	0	7
		Kickoff	CAR 26	9	74	Q1	3:59	4	Q2: C. Samuel: 14-yard pass from T.	3	14
		Kickoff	CAR 21	9	50	Q2	2:59	3	Bridgewater	13	17
		Kickoff	CAR 30	9	70	Q4	4:01	4	J. Slye: 47-yard FG	26	24
		Kickoff	CAR 25	11	75	Q4	5:47	6	T. Bridgewater: 4-yard run	33	31
									C. McCaffrey: 1-yard run		
11/22	at Las Vegas	Kickoff	LV 25	6	75	Q1	3:35	4	J. Jacobs: 2-yard run	0	7
		Kickoff	LV 40	7	60	Q1	4:01	4	N. Agholor: 17-yard pass from D. Carr	7	14
		Kickoff	LV 25	12	59	Q2	6:40	5	D. Carlson: 35-yard FG	14	17
		Kickoff	LV 25	11	75	Q3	6:29	5	Q4: D. Waller: 3-yard pass from D. Carr	21	24
		Kickoff	LV 25	12	75	Q4	4:11	6	J. Witten: 1-yard pass from D. Carr	28	31
11/29	at Tampa Bay	Fumble	TB 14	7	86	Q2	4:09	5	R. Jones II: 37-yard pass from T. Brady	17	7
		Kickoff	TB 25	8	67	Q3	3:56	3	R. Succop: 26-yard FG	20	10
		Punt	TB 25	8	75	Q3	2:29	3	Q4: M. Evans: 31-yard pass from T. Brady	27	17
		Punt	TB 27	10	73	Q4	2:11	6	M. Evans: 7-yard pass from T. Brady	27	24
12/06	Denver	Punt	DEN 23	12	42	Q1	5:50	3	B. McManus: 53-yard FG	0	3
		Punt	DEN 10	7	90	Q2	4:11	3	T. Patrick: 5-yard pass from D. Lock	3	10
		Kickoff	DEN 28	11	72	Q3	6:42	6	T. Patrick: 10-yard pass from D. Lock	12	16
12/13	at Miami	Punt	KC 44	7	44	Q1	3:15	3	M. Gesicki: 7-yard pass from T. Tagovailoa	0	7
		Interception	KC 47	10	34	Q1	5:23	2	Q2: J. Sanders: 31-yard FG	0	10
		Interception	MIA 20	6	80	Q4	2:16	4	M. Gesicki: 29-yard pass from T. Tagovailoa	30	17
		Punt	MIA 25	14	75	Q4	5:52	8	T. Tagovailoa: 1-yard run	30	24
		Kickoff	MIA 25	5	49	Q4	0:52	2	J. Sanders: 44-yard FG	33	27
12/20	at New Orleans	Punt	NO 34	7	66	Q2	2:40	3	T. Hill: 1-yard run	14	7
		Kickoff	NO 25	4	75	Q3	1:44	4	L. Murray: 24-yard pass from D. Brees	14	15
		Fumble	KC 25	3	25	Q4	1:13	2	A. Kamara: 14-yard pass from D. Brees	23	22
		Kickoff	NO 25	8	75	Q4	2:12	4	L. Humphrey: 17-yard pass from D. Brees	26	29
12/27	Atlanta	Interception	ATL 2	9	98	Q2	5:09	4	H. Hurst: 5-yard pass from M. Ryan	0	7
		Punt	ATL 25	8	75	Q4	3:25	5	L. Treadwell: 5-yard pass from M. Ryan	10	14
01/03	L.A. Chargers	Kickoff	LAC 25	12	75	Q1	6:56	6	D. Parham Jr.: 8-yard pass from J. Herbert	7	7
		Muffed Punt	KC 17	4	17	Q2	2:06	2	A. Ekeler: 4-yard pass from J. Herbert	14	14
		Kickoff	LAC 41	5	59	Q2	1:27	4	J. Herbert: 1-yard run	14	24
		Downs	LAC 30	6	70	Q3	3:17	3	M. Williams: 48-yard pass from J. Herbert	14	31
		Kickoff	LAC 23	6	77	Q4	3:40	4	K. Ballage: 1-yard run	21	38
AVG				8.5	63.2		4:09	3.8			
TOTALS				530	3,918		258:00	236			

# OPPONENTS SCORING DRIVES

## CHIEFS OPPONENTS 2020 POSTSEASON SCORING DRIVES

			DRIVE					FIRST				
DATE	OPPONENT	ACQUIRED	START	PLAYS	YARDS	Q	TIME	DOWNS	SCORING PLAY	KC	OPP	
01/17	Cleveland	Kickoff	CLE 25	12	47	Q1	6:30	3	C. Parkey: 46-yard FG	6	3	
		Missed FG	CLE 23	8	77	Q3	4:38	5	J. Landry: 4-yard pass from B. Mayfield	19	10	
		Kickoff	CLE 25	18	75	Q3	8:17	6	Q4: K. Hunt: 3-yard run	22	17	
01/24	Buffalo	Kickoff	BUF 25	10	42	Q1	3:33	2	T. Bass: 51-yard FG	0	3	
		Muffed Punt	KC 3	1	3	Q1	0:05	1	D. Knox: 3-yard pass from J. Allen	0	9	
		Kickoff	BUF 25	12	73	Q2	4:01	5	T. Bass: 20-yard FG	21	12	
		Kickoff	BUF 25	10	67	Q3	4:59	4	T. Bass: 27-yard FG	24	15	
		Kickoff	BUF 25	10	75	Q4	3:28	5	I. McKenzie: 6-yard pass from J. Allen	38	21	
		Onside Kick	KC 49	5	16	Q4	0:54	1	T. Bass: 51-yard FG	38	24	
02/07	at Tampa Bay	Kickoff	TB 25	8	75	Q1	4:33	6	R. Gronkowski: 8-yard pass from T. Brady	3	7	
		Punt	KC 38	6	38	Q2	2:58	3	R. Gronkowski: 17-yard pass from T. Brady	3	14	
		Kickoff	TB 29	5	71	Q2	0:55	5	A. Brown: 1-yard pass from T. Brady	6	21	
		Kickoff	TB 26	6	74	Q3	3:41	3	L. Fournette: 27-yard run	9	28	
		Interception	KC 45	8	11	Q3	3:34	2	R. Succop: 52-yard FG	9	31	
AVG				8.5	53.1		3:43	3.6				
TOTALS				119	744		52:06	51				



# THE LAST TIME

## 2020 Regular Season (As of January 3, 2021)

### PASSING

#### 40+ PASS ATTEMPTS

KC	12/27/2020	vs. Atlanta	44 att.	Patrick Mahomes	
Opp	12/13/2020	@ Miami	48 att.	Tua Tagovailoa	

#### 50+ PASS ATTEMPTS

KC	11/10/2019	@ Tennessee	50 att.	Patrick Mahomes	
Opp	11/18/2019	@ L.A. Chargers	52 att.	Philip Rivers	

#### 500 YARDS PASSING

KC	11/5/2000	@ Oakland	504 yards	Elvis Grbac	
Opp	12/6/1990	@ Houston Oilers	527 yards	Warren Moon	

#### 400 YARDS PASSING

KC	11/29/2020	@ Tampa Bay	462 yards	Patrick Mahomes	
Opp	11/19/2018	@ L.A. Rams	413 yards	Jared Goff	

#### 300 YARDS PASSING

KC	12/13/2020	@ Miami	393 yards	Patrick Mahomes	
Opp	1/3/2021	vs. L.A. Chargers	302 yards	Justin Herbert	

#### SEVEN TOUCHDOWN PASSES

KC	* Never Has Happened *				
Opp	* Never Has Happened *				

#### SIX TOUCHDOWN PASSES

KC	11/19/2018	@ L.A. Rams	6 tds	Patrick Mahomes: (25, 21, 8, 4, 73, 10)	
Opp	* Never Has Happened *				

#### FIVE TOUCHDOWN PASSES

KC	11/1/2020	vs. N.Y. Jets	5 tds	Patrick Mahomes: (30, 36, 3, 26, 41)	
Opp	10/8/2017	@ Houston	5 tds	Deshaun Watson: (6, 9, 48, 34, 1)	

#### FOUR TOUCHDOWN PASSES

KC	11/8/2020	vs. Carolina	4 tds	Patrick Mahomes: (1, 4, 28, 2)	
Opp	11/19/2018	@ L.A. Rams	4 tds	Jared Goff: (7, 4, 7, 40)	

#### THREE TOUCHDOWN PASSES

KC	12/20/2020	@ New Orleans	3 tds	Patrick Mahomes: (5, 1, 5)	
Opp	1/3/2021	vs. L.A. Chargers	3 tds	Justin Herbert: (8, 4, 48)	

#### FOUR INTERCEPTIONS THROWN

KC	12/13/2009	vs. Buffalo	4 ints	Matt Cassel	
Opp	11/18/2019	@ L.A. Chargers	4 ints	Philip Rivers	

#### THREE INTERCEPTIONS THROWN

KC	12/13/2020	@ Miami	3 ints	Patrick Mahomes	
Opp	11/18/2019	@ L.A. Chargers	4 ints	Philip Rivers	

#### TWO INTERCEPTIONS THROWN

KC	12/13/2020	@ Miami	3 ints	Patrick Mahomes	
Opp	12/6/2020	vs. Denver	2 ints	Drew Lock	

### RUSHING

#### 50-74 YARD RUSHING

KC	12/20/2020	@ New Orleans	62 yards	Le'Veon Bell	
Opp	1/3/2021	vs. L.A. Chargers	72 yards	Justin Jackson	

#### 75+ YARD RUSHING

KC	12/20/2020	@ New Orleans	79 yards	Clyde Edwards-Helaire	
Opp	12/6/2020	vs. Denver	131 yards	Melvin Gordon III	

#### 200-299 YARDS RUSHING (TEAM)

KC	10/19/2020	@ Buffalo	245 yards		Kansas City 26, Buffalo 17
Opp	11/10/2019	@ Tennessee	225 yards		Tennessee 35, Kansas City 32

#### 200+ YARDS RUSHING (TEAM)

KC	10/19/2020	@ Buffalo	245 yards		Kansas City 26, Buffalo 17
Opp	11/10/2019	@ Tennessee	225 yards		Tennessee 35, Kansas City 32

#### 300+ YARDS RUSHING (TEAM)

KC	12/23/2012	vs. Indianapolis	352 yards		Indianapolis 20, Kansas City 13
Opp	12/20/2009	vs. Cleveland	351 yards		Cleveland 41, Kansas City 34

#### 300 YARDS RUSHING

# THE LAST TIME

KC	* Never Has Happened *				
Opp	* Never Has Happened *				
200 YARDS RUSHING					
KC	12/23/2012	vs. Indianapolis	226 yards	Jamaal Charles	
Opp	12/20/2009	vs. Cleveland	286 yards	Jerome Harrison	
100 YARDS RUSHING					
KC	10/19/2020	@ Buffalo	161 yards	Clyde Edwards-Helaire	
Opp	12/6/2020	vs. Denver	131 yards	Melvin Gordon III	
FIVE TOUCHDOWNS RUSHING					
KC	* Never Has Happened *				
Opp	12/7/2003	@ Denver	5 tds	Clinton Portis: (11, 1, 59, 28, 53)	
FOUR TOUCHDOWNS RUSHING					
KC	10/24/2004	vs. Atlanta	4 tds 4 tds	Priest Holmes: (15, 2, 2, 1) Derrick Blaylock: (7, 1, 3, 2)	
Opp	12/7/2003	@ Denver	5 tds	Clinton Portis: (11, 1, 59, 28, 53)	
THREE TOUCHDOWNS RUSHING					
KC	9/28/2015	@ Green Bay	3 tds	Jamaal Charles: (9, 4, 7)	
Opp	9/22/2019	vs. Baltimore	3 tds	Mark Ingram II: (2, 19, 1)	
TWO TOUCHDOWNS RUSHING					
KC	11/22/2020	@ Las Vegas	2 tds	Clyde Edwards-Helaire: (3, 14)	
Opp	10/11/2020	vs. Las Vegas	2 tds	Josh Jacobs: (7, 2)	
TWO PLAYERS WITH TWO TD RUSHING					
KC	10/24/2004	vs. Atlanta		Derrick Blaylock: (7, 1, 3, 2) Priest Holmes: (15, 2, 2, 1)	
Opp	* Never Has Happened *				
RECEIVING					
TWO 100-YARD RECEIVERS					
KC	11/22/2020	@ Las Vegas	127 yards 102 yards	Travis Kelce Tyreek Hill	
Opp	9/16/2018	@ Pittsburgh	138 yards 121 yards	Jesse James JuJu Smith-Schuster	
200 YARDS RECEIVING					
KC	11/29/2020	@ Tampa Bay	269 yards	Tyreek Hill	
Opp	10/19/2017	@ Oakland	210 yards	Amari Cooper	
100 YARDS RECEIVING					
KC	12/13/2020	@ Miami	136 yards	Travis Kelce	
Opp	1/3/2021	vs. L.A. Chargers	108 yards	Mike Williams	
FIVE TOUCHDOWN RECEPTIONS					
KC	* Never Has Happened *				
Opp	* Never Has Happened *				
FOUR TOUCHDOWN RECEPTIONS					
KC	12/15/2013	@ Oakland	4 tds	Jamaal Charles: (49, 39, 16, 71)	
Opp	12/1/2013	vs. Denver	4 tds	Eric Decker: (41, 37, 15, 1)	
THREE TOUCHDOWN RECEPTIONS					
KC	11/29/2020	@ Tampa Bay	3 tds	Tyreek Hill: (75, 44, 20)	
Opp	10/8/2017	@ Houston	3 tds	DeAndre Hopkins: (6, 34, 1)	
TWO TOUCHDOWN RECEPTIONS					
KC	11/29/2020	@ Tampa Bay	3 tds	Tyreek Hill: (75, 44, 20)	
Opp	12/13/2020	@ Miami	2 tds	Mike Gesicki: (7, 29)	
TWO PLAYERS WITH TWO TD RECEPTIONS					

# THE LAST TIME

KC	11/19/2018	@ L.A. Rams		Tyreek Hill: (25, 73) Chris Conley: (8, 10)	
Opp	10/8/2017	@ Houston		DeAndre Hopkins: (6, 34, 1) Will Fuller V: (9, 48)	
COMBINED YARDS					
100-YARD RUSHER AND 300-YARD PASSER					
KC	10/1/2018	@ Denver	121 yards 304 yards	Kareem Hunt Patrick Mahomes	
Opp	10/14/2018	@ New England	106 yards 340 yards	Sony Michel Tom Brady	
100-YARD RECEIVER AND 300-YARD PASSER					
KC	12/13/2020	@ Miami	136 yards 393 yards	Travis Kelce Patrick Mahomes	
Opp	1/3/2021	vs. L.A. Chargers	108 yards 302 yards	Mike Williams Justin Herbert	
100-YARD RUSHER AND 100-YARD RECEIVER					
KC	11/3/2019	vs. Minnesota	125 yards 140 yards	Damien Williams Tyreek Hill	
Opp	12/1/2019	vs. Oakland	104 yards 100 yards	Josh Jacobs Darren Waller	
100-YARD RUSHER, 300-YARD PASSER, 100-YARD RECEIVER					
KC	9/7/2017	@ New England	148 yards 368 yards 133 yards	Kareem Hunt Alex Smith Tyreek Hill	
Opp	12/1/2013	vs. Denver	117 yards 403 yards 174 yards	Montee Ball Peyton Manning Eric Decker	
DEFENSE					
INTERCEPTED PASS RETURNED FOR A TOUCHDOWN					
KC	10/25/2020	@ Denver	50 yards	Daniel Sorensen	(9:28) (Shotgun) 3-D.Lock pass short right intended for 87-N.Fant INTERCEPTED by 49-D.Sorensen [53-A.Hitchens] at 50. 49-D.Sorensen for 50 yards, TOUCHDOWN.
Opp	11/19/2018	@ L.A. Rams	25 yards	Samson Ebukam	(2:24) (Shotgun) 15-P.Mahomes pass short right intended for 84-D.Harris INTERCEPTED by 50-S.Ebukam at KC 25. 50-S.Ebukam for 25 yards, TOUCHDOWN.
FUMBLE RETURNED FOR A TOUCHDOWN					
KC	10/17/2019	@ Denver	5 yards	Reggie Ragland	(7:17) 5-J.Flacco sacked at DEN 17 for -9 yards (53-A.Hitchens). FUMBLES (53-A.Hitchens) [53-A.Hitchens], RECOVERED by KC-59-R.Ragland at DEN 5. 59-R.Ragland for 5 yards, TOUCHDOWN.
Opp	11/10/2019	@ Tennessee	53 yards	Rashaan Evans	(6:28) (Shotgun) 26-Dam.Williams up the middle to TEN 45 for -1 yards (51-D.Long). FUMBLES (51-D.Long), RECOVERED by TEN-54-R.Evans at TEN 47. 54-R.Evans for 53 yards, TOUCHDOWN.
SAFETY SCORED					
KC	12/13/2020	@ Miami		Chris Jones	(6:58) (Shotgun) 1-T.Tagovailoa sacked in End Zone for -6 yards, SAFETY (95-C.Jones).
Opp	1/3/2021	vs. L.A. Chargers		Isaac Rochell	(1:48) (Shotgun) 4-C.Henne sacked in End Zone for -1 yards, SAFETY (98-I.Rochell).
SHUTOUT					
KC	10/23/2011	@ Oakland	Kansas City 28, Las Vegas 0		
Opp	12/16/2012	@ Oakland	Las Vegas 15, Kansas City 0		
LESS THAN 100 RUSHING YARDS					
KC	12/27/2020	vs. Atlanta	90 yards		Kansas City 17, Atlanta 14
Opp	1/3/2021	vs. L.A. Chargers	51 yards		L.A. Chargers 38, Kansas City 21
LESS THAN 150 NET PASSING YARDS					
KC	11/1/2020	vs. N.Y. Jets	128 yards		Kansas City 35, N.Y. Jets 9
Opp	9/24/2017	@ L.A. Chargers	122 yards		Kansas City 24, L.A. Chargers 10
LESS THAN 200 YARDS NET OFFENSE					
KC	9/8/2013	@ Jacksonville	178 yards		Kansas City 28, Jacksonville 2
Opp	11/30/2014	vs. Denver	151 yards		Denver 29, Kansas City 16
LESS THAN 300 YARDS NET OFFENSE					
KC	12/20/2020	@ New Orleans	285 yards		Kansas City 32, New Orleans 29
Opp	1/3/2021	vs. L.A. Chargers	268 yards		L.A. Chargers 38, Kansas City 21
AT LEAST ONE TURNOVER					
KC	1/3/2021	vs. L.A. Chargers	1 to		L.A. Chargers 38, Kansas City 21
Opp	12/27/2020	vs. Atlanta	1 to		Kansas City 17, Atlanta 14
FORCED THREE+ TURNOVERS					
KC	10/25/2020	@ Denver	4 to		Kansas City 43, Denver 16
Opp	12/13/2020	@ Miami	4 to		Kansas City 33, Miami 27
FOUR OR MORE INTERCEPTION GAME					
KC	9/29/1985	vs. Seattle	4 int	Derron Cherry	

# THE LAST TIME

Opp	10/7/2001	@ Denver	4 int	Deltha O'Neal	
<b>THREE INTERCEPTION GAME</b>					
KC	11/27/2005	vs. New England	3 int	Greg Wesley	
Opp	10/7/2001	@ Denver	4 int	Deltha O'Neal	
<b>TWO INTERCEPTION GAME</b>					
KC	12/6/2020	vs. Denver	2 int	Tyrann Mathieu	
Opp	9/7/2014	vs. Tennessee	2 int	Jason McCourty	
<b>FOUR SACK GAME</b>					
KC	12/28/2014	vs. San Diego	4.0 sk	Justin Houston	
Opp	11/9/2003	vs. Cleveland	4.0 sk	Andra Davis	
<b>THREE SACK GAME</b>					
KC	10/28/2018	vs. Denver	3.0 sk	Dee Ford	
Opp	9/24/2017	@ L.A. Chargers	3.0 sk	Melvin Ingram III	
<b>TWO SACK GAME</b>					
KC	9/28/2020	@ Baltimore	2.0 sk	Chris Jones	
Opp	12/20/2020	@ New Orleans	2.0 sk	Trey Hendrickson	
<b>SPECIAL TEAMS</b>					
<b>KICKOFF RETURNED FOR A TOUCHDOWN</b>					
KC	10/25/2020	@ Denver	102 yards	Byron Pringle	8-B.McManus kicks 67 yards from DEN 35 to KC -2. 13-B.Pringle for 102 yards, TOUCHDOWN.
Opp	9/28/2020	@ Baltimore	93 yards	Devin Duvernay	7-H.Butker kicks 58 yards from KC 35 to BLT 7. 13-D.Duvernay for 93 yards, TOUCHDOWN.
<b>PUNT RETURNED FOR A TOUCHDOWN</b>					
KC	12/13/2020	@ Miami	67 yards	Mecole Hardman	(13:04) 2-M.Haack punts 37 yards to KC 33, Center-50-B.Ferguson. 17-M.Hardman for 67 yards, TOUCHDOWN.
Opp	12/9/2012	@ Cleveland	93 yards	Travis Benjamin	(15:00) (Punt formation) 2-D.Colquitt punts 41 yards to CLV 7, Center-43-T.Gafford. 80-T.Benjamin for 93 yards, TOUCHDOWN. Longest Punt Return in Cleveland Franchise History
<b>BLOCKED FIELD GOAL RETURNED FOR A TOUCHDOWN</b>					
KC	12/6/1987	@ Cincinnati	28 yards	Kevin Ross	
Opp	11/28/2010	@ Seattle		Craig Terrill	(5:08) 6-R.Succop 43 yard field goal is BLOCKED (93-C.Terrill), Center-43-T.Gafford, Holder-2-D.Colquitt, ball out of bounds at SEA 47. Penalty on KC-6-R.Succop, Illegal Touch Kick, declined. Play Challenged by KC and REVERSED. 6-R.Succop 43 yard field goal is BLOCKED (93-C.Terrill), Center-43-T.Gafford, Holder-2-D.Colquitt, recovered by KC-2-D.Colquitt at SEA 38. 2-D.Colquitt to SEA 38 for no gain (31-K.Chancellor). Challenge was whether FG att. passed line of scrim
<b>BLOCKED PUNT RETURNED FOR A TOUCHDOWN</b>					
KC	9/13/2009	@ Baltimore		Jon McGraw	(10:09) (Punt formation) 4-S.Koch punt is BLOCKED by 47-J.McGraw, Center-70-M.Katula, RECOVERED by KC-47-J.McGraw at BLT 0. TOUCHDOWN.
Opp	11/28/2010	@ Seattle		Kennard Cox	(:39) 2-D.Colquitt punt is BLOCKED by 39-K.Cox, Center-43-T.Gafford, RECOVERED by SEA-29-E.Thomas at KC 10. 29-E.Thomas for 10 yards, TOUCHDOWN.
<b>MADE FIELD GOAL OF 50 YARDS OR LONGER</b>					
KC	12/27/2020	vs. Atlanta	53 yards	Harrison Butker	(14:13) 7-H.Butker 53 yard field goal is GOOD, Center-41-J.Winchester, Holder-5-T.Townsend.
Opp	12/6/2020	vs. Denver	53 yards	Brandon McManus	(4:04) 8-B.McManus 53 yard field goal is GOOD, Center-46-J.Bobenmoyer, Holder-6-S.Martin.
<b>BLOCKED FIELD GOAL</b>					
KC	11/10/2019	@ Tennessee	52 yards	Harrison Butker	(:03) (Field Goal formation) 7-H.Butker 52 yard field goal is BLOCKED (46-J.Kalu), Center-41-J.Winchester, Holder-2-D.Colquitt, RECOVERED by TEN-36-L.Sims at KC 47. 36-L.Sims to KC 33 for 14 yards (42-A.Sherman).
Opp	11/1/2020	vs. N.Y. Jets	47 yards	Sergio Castillo	(:02) 6-S.Castillo 47 yard field goal is BLOCKED (23-A.Watts), Center-42-T.Hennessy, Holder-7-B.Mann, RECOVERED by KC-17-M.Hardman at KC 43. 17-M.Hardman to NYJ 30 for 27 yards (62-G.Van Roten).
<b>BLOCKED PUNT</b>					
KC	12/8/2019	@ New England		Dustin Colquitt	(5:19) 2-D.Colquitt punt is BLOCKED by 43-N.Ebner, Center-41-J.Winchester, ball out of bounds at KC 19.
Opp	11/4/2018	@ Cleveland		Britton Colquitt	(8:10) (Punt formation) 4-B.Colquitt punt is BLOCKED by 26-Dam.Williams, Center-47-C.Hughlett, ball out of bounds at CLV 21.
<b>MISSED POINT AFTER TOUCHDOWN ATTEMPT</b>					
KC	11/8/2020	vs. Carolina		Harrison Butker	7-H.Butker extra point is No Good, Hit Left Upright, Center-41-J.Winchester, Holder-5-T.Townsend. PENALTY on KC-77-A.Wylie, Unnecessary Roughness, 15 yards, enforced between downs.
Opp	10/25/2020	@ Denver		Brandon McManus	8-B.McManus extra point is No Good, Wide Left, Center-46-J.Bobenmoyer, Holder-6-S.Martin.
<b>POINT AFTER TOUCHDOWN ATTEMPT BLOCKED</b>					
KC	12/1/2019	vs. Oakland		Daniel Carlson	8-D.Carlson extra point is Blocked (92-T.Kpassagnon), Center-47-T.Sieg, Holder-6-A.Cole. DEFENSIVE TWO-POINT ATTEMPT. 35-C.Ward recovered the blocked kick. ATTEMPT SUCCEEDS.
Opp	9/20/2020	@ L.A. Chargers		Harrison Butker	7-H.Butker extra point is Blocked (99-J.Tillery), Center-41-J.Winchester, Holder-5-T.Townsend.
<b>SUCCESSFUL ONSIDE KICK</b>					
KC	10/15/2017	vs. Pittsburgh		Jehu Chession	2-D.Colquitt kicks 48 yards from KC 20 to PIT 32. RECOVERED by KC-80-J.Chesson.
Opp	10/7/2018	vs. Jacksonville		Josh Lambo	4-J.Lambo kicks onside 13 yards from JAX 35 to JAX 48. RECOVERED by JAX-4-J.Lambo. Kansas City challenged the kick touched ruling, and the play was Upheld. The ruling on the field stands. (Timeout #2.)
<b>FIVE FIELD GOALS</b>					
KC	12/6/2020	vs. Denver	5 fg	Harrison Butker: (35, 24, 23, 31, 48)	
Opp	10/14/2018	@ New England	5 fg	Stephen Gostkowski: (48, 24, 39, 50, 28)	
<b>FOUR FIELD GOALS</b>					

# THE LAST TIME

KC	12/6/2020	vs. Denver	5 fg	Harrison Butker: (35, 24, 23, 31, 48)	
Opp	10/6/2019	vs. Indianapolis	4 fg	Adam Vinatieri: (32, 32, 31, 29)	
THREE FIELD GOALS					
KC	12/6/2020	vs. Denver	5 fg	Harrison Butker: (35, 24, 23, 31, 48)	
Opp	11/1/2020	vs. N.Y. Jets	3 fg	Sergio Castillo: (39, 55, 48)	
TEAM/MISCELLANEOUS					
500 TOTAL YARDS OF OFFENSE					
KC	11/29/2020	@ Tampa Bay	543 yards		Kansas City 543, Tampa Bay 417
Opp	10/14/2018	@ New England	500 yards		New England 500, Kansas City 446
400 TOTAL YARDS OF OFFENSE					
KC	12/20/2020	@ New Orleans	411 yards		Kansas City 411, New Orleans 285
Opp	1/3/2021	vs. L.A. Chargers	416 yards		L.A. Chargers 416, Kansas City 268
TOUCHDOWN ON OFFENSE, DEFENSE AND SPECIAL TEAMS					
KC	10/25/2020	@ Denver	ST: (11:21) (Shotgun) P.Mahomes pass short right to T.Hill for 10 yards, TOUCHDOWN. ST: (9:15) (Shotgun) C.Edwards-Helaire left guard for 11 yards, TOUCHDOWN. ST: (3:02) (Shotgun) C.Henne left end for 1 yard, TOUCHDOWN. DEF: (9:28) (Shotgun) D.Lock pass short right intended for N.Fant INTERCEPTED by D.Sorensen [A.Hitchens] at 50. D.Sorensen for 50 yards, TOUCHDOWN. OFF: B.McManus kicks 67 yards from DEN 35 to KC -2. B.Pringle for 102 yards, TOUCHDOWN.		
Opp	* Never Has Happened *				
MADE TWO-POINT CONVERSION					
KC	12/20/2020	@ New Orleans		Patrick Mahomes	TWO-POINT CONVERSION ATTEMPT. 15-P.Mahomes pass to 87-T.Kelce is complete. ATTEMPT SUCCEEDS.
Opp	1/3/2021	vs. L.A. Chargers		Justin Herbert	TWO-POINT CONVERSION ATTEMPT. 10-J.Herbert pass to 22-J.Jackson is complete. ATTEMPT SUCCEEDS.
FAILED TWO-POINT CONVERSION					
KC	12/15/2019	vs. Denver		Dustin Colquitt	(Kick formation) TWO-POINT CONVERSION ATTEMPT. 2-D.Colquitt pass to 42-A.Sherman is incomplete. ATTEMPT FAILS.
Opp	12/20/2020	@ New Orleans		Drew Brees	TWO-POINT CONVERSION ATTEMPT. 9-D.Brees pass to 7-T.Hill is incomplete. ATTEMPT FAILS.
50 POINTS					
KC	11/19/2018	@ L.A. Rams	L.A. Rams 54, Kansas City 51		
Opp	11/19/2018	@ L.A. Rams	L.A. Rams 54, Kansas City 51		
40 POINTS					
KC	10/25/2020	@ Denver	Kansas City 43, Denver 16		
Opp	10/11/2020	vs. Las Vegas	Las Vegas 40, Kansas City 32		
OVERTIME WIN					
KC	9/20/2020	@ L.A. Chargers	Kansas City 23, L.A. Chargers 20		
Opp	11/19/2017	@ N.Y. Giants	N.Y. Giants 12, Kansas City 9		
OVERTIME LOSS					
KC	11/19/2017	@ N.Y. Giants	N.Y. Giants 12, Kansas City 9		
Opp	9/20/2020	@ L.A. Chargers	Kansas City 23, L.A. Chargers 20		
OVERTIME TIE					
KC	11/19/1989	@ Cleveland	Kansas City 10, Cleveland 10		
Opp	11/19/1989	@ Cleveland	Kansas City 10, Cleveland 10		
NO TURNOVERS					
KC	12/6/2020	vs. Denver	0 to		Kansas City 22, Denver 16
Opp	1/3/2021	vs. L.A. Chargers	0 to		L.A. Chargers 38, Kansas City 21



# THE LAST TIME

**2020 Postseason**  
(As of February 7, 2021)

## PASSING

### 40+ PASS ATTEMPTS

KC	2/7/2021	@ Tampa Bay	49 att.	Patrick Mahomes	
Opp	1/24/2021	vs. Buffalo	48 att.	Josh Allen	

### 50+ PASS ATTEMPTS

KC	1/16/2016	@ New England	50 att.	Alex Smith	
Opp	1/12/2020	vs. Houston	52 att.	Deshaun Watson	

### 500 YARDS PASSING

KC				* Never Has Happened *	
Opp				* Never Has Happened *	

### 400 YARDS PASSING

KC				* Never Has Happened *	
Opp	1/4/2014	@ Indianapolis	443 yards	Andrew Luck	

### 300 YARDS PASSING

KC	1/24/2021	vs. Buffalo	325 yards	Patrick Mahomes	
Opp	1/12/2020	vs. Houston	388 yards	Deshaun Watson	

### SEVEN TOUCHDOWN PASSES

KC				* Never Has Happened *	
Opp				* Never Has Happened *	

### SIX TOUCHDOWN PASSES

KC				* Never Has Happened *	
Opp				* Never Has Happened *	

### FIVE TOUCHDOWN PASSES

KC	1/12/2020	vs. Houston	5 tds	Patrick Mahomes: (17, 5, 6, 5, 8)	
Opp				* Never Has Happened *	

### FOUR TOUCHDOWN PASSES

KC	1/12/2020	vs. Houston	5 tds	Patrick Mahomes: (17, 5, 6, 5, 8)	
Opp	1/4/2014	@ Indianapolis	4 tds	Andrew Luck: (10, 3, 12, 64)	

### THREE TOUCHDOWN PASSES

KC	1/24/2021	vs. Buffalo	3 tds	Patrick Mahomes: (3, 1, 5)	
Opp	2/7/2021	@ Tampa Bay	3 tds	Tom Brady: (8, 17, 1)	

### FOUR INTERCEPTIONS THROWN

KC				* Never Has Happened *	
Opp	1/9/2016	@ Houston	4 ints	Brian Hoyer	

### THREE INTERCEPTIONS THROWN

KC	1/9/2011	vs. Baltimore	3 ints	Matt Cassel	
Opp	1/9/2016	@ Houston	4 ints	Brian Hoyer	

### TWO INTERCEPTIONS THROWN

KC	2/7/2021	@ Tampa Bay	2 ints	Patrick Mahomes	
Opp	2/2/2020	vs. San Francisco	2 ints	Jimmy Garoppolo	

## RUSHING

### 50-74 YARD RUSHING

KC	2/7/2021	@ Tampa Bay	64 yards	Clyde Edwards-Helaire	
Opp	2/7/2021	@ Tampa Bay	61 yards	Ronald Jones II	

### 75+ YARD RUSHING

KC	1/17/2021	vs. Cleveland	78 yards	Darrel Williams	
Opp	2/7/2021	@ Tampa Bay	89 yards	Leonard Fournette	

### 200-299 YARDS RUSHING (TEAM)

KC				* Never Has Happened *	
Opp	1/6/2018	vs. Tennessee	202 yards		Tennessee 22, Kansas City 21

### 200+ YARDS RUSHING (TEAM)

KC				* Never Has Happened *	
Opp	1/6/2018	vs. Tennessee	202 yards		Tennessee 22, Kansas City 21

### 300+ YARDS RUSHING (TEAM)

KC				* Never Has Happened *	
Opp				* Never Has Happened *	

### 300 YARDS RUSHING

KC				* Never Has Happened *	
Opp				* Never Has Happened *	

# THE LAST TIME

200 YARDS RUSHING					
KC	* Never Has Happened *				
Opp	* Never Has Happened *				
100 YARDS RUSHING					
KC	2/2/2020	vs. San Francisco	104 yards	Damien Williams	
Opp	1/20/2019	vs. New England	113 yards	Sony Michel	
FIVE TOUCHDOWNS RUSHING					
KC	* Never Has Happened *				
Opp	* Never Has Happened *				
FOUR TOUCHDOWNS RUSHING					
KC	* Never Has Happened *				
Opp	* Never Has Happened *				
THREE TOUCHDOWNS RUSHING					
KC	* Never Has Happened *				
Opp	1/23/1994	@ Buffalo	3 tds	Thurman Thomas (12, 3, 3)	
TWO TOUCHDOWNS RUSHING					
KC	1/12/2020	vs. Houston	2 tds	Damien Williams: (1, 5)	
Opp	1/20/2019	vs. New England	2 tds 2 tds	Rex Burkhead: (4, 2) Sony Michel: (1, 10)	
TWO PLAYERS WITH TWO TD RUSHING					
KC	* Never Has Happened *				
Opp	1/20/2019	vs. New England		Rex Burkhead: (4, 2) Sony Michel: (1, 10)	
RECEIVING					
TWO 100-YARD RECEIVERS					
KC	1/24/2021	vs. Buffalo	172 yards 118 yards	Tyreek Hill Travis Kelce	
Opp	* Never Has Happened *				
200 YARDS RECEIVING					
KC	* Never Has Happened *				
Opp	1/4/2014	@ Indianapolis	224 yards	T.Y. Hilton	
100 YARDS RECEIVING					
KC	2/7/2021	@ Tampa Bay	133 yards	Travis Kelce	
Opp	1/12/2020	vs. Houston	118 yards	DeAndre Hopkins	
FIVE TOUCHDOWN RECEPTIONS					
KC	* Never Has Happened *				
Opp	* Never Has Happened *				
FOUR TOUCHDOWN RECEPTIONS					
KC	* Never Has Happened *				
Opp	* Never Has Happened *				
THREE TOUCHDOWN RECEPTIONS					
KC	1/12/2020	vs. Houston	3 tds	Travis Kelce: (5, 6, 5)	
Opp	12/22/1968	@ Oakland	3 tds	Fred Biletnikoff (24, 44, 54)	
TWO TOUCHDOWN RECEPTIONS					
KC	1/24/2021	vs. Buffalo	2 tds	Travis Kelce: (1, 5)	
Opp	2/7/2021	@ Tampa Bay	2 tds	Rob Gronkowski: (8, 17)	
TWO PLAYERS WITH TWO TD RECEPTIONS					
KC	* Never Has Happened *				
Opp	* Never Has Happened *				
COMBINED YARDS					
100-YARD RUSHER AND 300-YARD PASSER					
KC	* Never Has Happened *				
Opp	1/20/2019	vs. New England	113 yards 348 yards	Sony Michel Tom Brady	
100-YARD RECEIVER AND 300-YARD PASSER					
KC	1/24/2021	vs. Buffalo	172/118 yards 325 yards	Tyreek Hill/Travis Kelce Patrick Mahomes	

# THE LAST TIME

Opp	1/12/2020	vs. Houston	118 yards 388 yards	DeAndre Hopkins Deshaun Watson	
100-YARD RUSHER AND 100-YARD RECEIVER					
KC	2/2/2020	vs. San Francisco	104 yards 105 yards	Damien Williams Tyreek Hill	
Opp	1/15/2017	vs. Pittsburgh	170 yards 108 yards	Le'Veon Bell Antonio Brown	
100-YARD RUSHER, 300-YARD PASSER, 100-YARD RECEIVER					
KC					* Never Has Happened *
Opp					* Never Has Happened *
DEFENSE					
INTERCEPTED PASS RETURNED FOR A TOUCHDOWN					
KC					* Never Has Happened *
Opp	12/28/1986	@ N.Y. Jets	21 yards	Kevin McArthur	
FUMBLE RETURNED FOR A TOUCHDOWN					
KC					* Never Has Happened *
Opp	1/4/2014	@ Indianapolis	2 yards	Andrew Luck	(10:45) (No Huddle, Shotgun) 31-D.Brown up the middle to KC 2 for no gain (29-E.Berry). FUMBLES (29-E.Berry), recovered by IND-12-A.Luck at KC 5. 12-A.Luck for 5 yards, TOUCHDOWN.
SAFETY SCORED					
KC	12/28/1986	@ N.Y. Jets		Team Safety	
Opp					* Never Has Happened *
SHUTOUT					
KC	1/9/2016	@ Houston	Kansas City 30, Houston 0		
Opp	1/2/1993	@ San Diego	San Diego 17, Kansas City 0		
LESS THAN 100 RUSHING YARDS					
KC	1/19/2020	vs. Tennessee	85 yards		Kansas City 35, Tennessee 24
Opp	1/20/2019	vs. New England	41 yards		New England 37, Kansas City 31
LESS THAN 150 NET PASSING YARDS					
KC	1/9/2016	@ Houston	112 yards		Kansas City 30, Houston 0
Opp	1/9/2011	vs. Baltimore	53 yards		Baltimore 30, Kansas City 7
LESS THAN 200 YARDS NET OFFENSE					
KC					* Never Has Happened *
Opp	1/9/2011	vs. Baltimore	161 yards		Baltimore 30, Kansas City 7
LESS THAN 300 YARDS NET OFFENSE					
KC	1/19/2020	vs. Tennessee	295 yards		Kansas City 35, Tennessee 24
Opp	1/20/2019	vs. New England	290 yards		New England 37, Kansas City 31
AT LEAST ONE TURNOVER					
KC	2/7/2021	@ Tampa Bay	2 to		Tampa Bay 31, Kansas City 9
Opp	1/24/2021	vs. Buffalo	1 to		Kansas City 38, Buffalo 24
FORCED THREE+ TURNOVERS					
KC	1/9/2016	@ Houston	5 to		Kansas City 30, Houston 0
Opp	1/9/2011	vs. Baltimore	5 to		Baltimore 30, Kansas City 7
FOUR OR MORE INTERCEPTION GAME					
KC					* Never Has Happened *
Opp					* Never Has Happened *
THREE INTERCEPTION GAME					
KC					* Never Has Happened *
Opp					* Never Has Happened *
TWO INTERCEPTION GAME					
KC	1/4/2014	@ Indianapolis	2 int	Husain Abdullah	
Opp	1/5/1992	@ Buffalo	2 int	Kirby Jackson	
FOUR SACK GAME					
KC					* Never Has Happened *
Opp					* Never Has Happened *
THREE SACK GAME					
KC	1/12/2020	vs. Houston	3.0 sk	Frank Clark	
Opp	1/9/2016	@ Houston	3.0 sk	Whitney Mercilus	
TWO SACK GAME					
KC	1/24/2021	vs. Buffalo	2.0 sk	Frank Clark	
Opp	1/20/2019	vs. New England	2.0 sk	Kyle Van Noy	
SPECIAL TEAMS					
KICKOFF RETURNED FOR A TOUCHDOWN					
KC	1/9/2016	@ Houston	106 yards	Knile Davis	8-N.Novak kicks 71 yards from HST 35 to KC -6. 34-K.Davis for 106 yards, TOUCHDOWN.
Opp					* Never Has Happened *
PUNT RETURNED FOR A TOUCHDOWN					
KC					* Never Has Happened *

# THE LAST TIME

Opp	* Never Has Happened *				
BLOCKED FIELD GOAL RETURNED FOR A TOUCHDOWN					
KC	* Never Has Happened *				
Opp	* Never Has Happened *				
BLOCKED PUNT RETURNED FOR A TOUCHDOWN					
KC	12/28/1986	@ N.Y. Jets	0 yards	Albert Lewis	
Opp	1/12/2020	vs. Houston		Barkevious Mingo	(10:13) 2-D.Colquitt punt is BLOCKED by 52-B.Mingo, Center-41-J.Winchester, RECOVERED by HST-32-L.Johnson at KC 10. 32-L.Johnson for 10 yards, TOUCHDOWN.
MADE FIELD GOAL OF 50 YARDS OR LONGER					
KC	2/7/2021	@ Tampa Bay	52 yards	Harrison Butker	(11:31) 7-H.Butker 52 yard field goal is GOOD, Center-41-J.Winchester, Holder-5-T.Townsend.
Opp	2/7/2021	@ Tampa Bay	52 yards	Ryan Succop	(2:50) 3-R.Succop 52 yard field goal is GOOD, Center-97-Z.Triner, Holder-8-B.Pinion.
BLOCKED FIELD GOAL					
KC	* Never Has Happened *				
Opp	* Never Has Happened *				
BLOCKED PUNT					
KC	1/12/2020	vs. Houston		Dustin Colquitt	(10:13) 2-D.Colquitt punt is BLOCKED by 52-B.Mingo, Center-41-J.Winchester, RECOVERED by HST-32-L.Johnson at KC 10. 32-L.Johnson for 10 yards, TOUCHDOWN.
Opp	* Never Has Happened *				
MISSED POINT AFTER TOUCHDOWN ATTEMPT					
KC	1/17/2021	vs. Cleveland		Harrison Butker	7-H.Butker extra point is No Good, Wide Left, Center-41-J.Winchester, Holder-5-T.Townsend.
Opp	1/24/2021	vs. Buffalo		Tyler Bass	2-T.Bass extra point is No Good, Hit Right Upright, Center-69-R.Ferguson, Holder-9-C.Bojorquez.
POINT AFTER TOUCHDOWN ATTEMPT BLOCKED					
KC	* Never Has Happened *				
Opp	* Never Has Happened *				
FIVE FIELD GOALS					
KC	* Never Has Happened *				
Opp	1/15/2017	vs. Pittsburgh	6 fg	Chris Boswell: (22, 38, 36, 45, 43, 43)	
FOUR FIELD GOALS					
KC	* Never Has Happened *				
Opp	1/24/2021	vs. Buffalo	4 fg	Tyler Bass: (51, 20, 27, 51)	
THREE FIELD GOALS					
KC	2/7/2021	@ Tampa Bay	3 fg	Harrison Butker: (49, 34, 52)	
Opp	1/24/2021	vs. Buffalo	4 fg	Tyler Bass: (51, 20, 27, 51)	
TEAM/MISCELLANEOUS					
500 TOTAL YARDS OF OFFENSE					
KC	1/4/2014	@ Indianapolis	513 yards		Indianapolis 536, Kansas City 513
Opp	1/20/2019	vs. New England	524 yards		New England 524, Kansas City 290
400 TOTAL YARDS OF OFFENSE					
KC	1/24/2021	vs. Buffalo	439 yards		Kansas City 439, Buffalo 363
Opp	1/12/2020	vs. Houston	442 yards		Houston 442, Kansas City 434
TOUCHDOWN ON OFFENSE, DEFENSE AND SPECIAL TEAMS					
KC	* Never Has Happened *				
Opp	* Never Has Happened *				
MADE TWO-POINT CONVERSION					
KC	1/6/2007	@ Indianapolis		Trent Green	TWO-POINT CONVERSION ATTEMPT. 10-T.Green pass to 84-K.Wilson is complete. ATTEMPT SUCCEEDS.
Opp	* Never Has Happened *				
FAILED TWO-POINT CONVERSION					
KC	1/15/2017	vs. Pittsburgh		Alex Smith	TWO-POINT CONVERSION ATTEMPT. 11-A.Smith pass to 19-J.Maclin is incomplete. ATTEMPT FAILS.
Opp	1/24/2021	vs. Buffalo		Josh Allen	TWO-POINT CONVERSION ATTEMPT. 17-J.Allen pass to 14-S.Diggs is incomplete. ATTEMPT FAILS. DEFENSIVE TWO-POINT ATTEMPT. 21-B.Breeland intercepted the try attempt. ATTEMPT FAILS.
50 POINTS					
KC	1/12/2020	vs. Houston	Kansas City 51, Houston 31		
Opp	* Never Has Happened *				
40 POINTS					
KC	1/12/2020	vs. Houston	Kansas City 51, Houston 31		
Opp	1/4/2014	@ Indianapolis	Indianapolis 45, Kansas City 44		
OVERTIME WIN					
KC	1/8/1994	vs. Pittsburgh	Kansas City 27, Pittsburgh 24		
Opp	1/20/2019	vs. New England	New England 37, Kansas City 31		
OVERTIME LOSS					
KC	1/20/2019	vs. New England	New England 37, Kansas City 31		

# THE LAST TIME

Opp	* Never Has Happened *				
OVERTIME TIE					
KC	* Never Has Happened *				
Opp	* Never Has Happened *				
NO TURNOVERS					
KC	1/19/2020	vs. Tennessee	0 to		Kansas City 35, Tennessee 24
Opp	2/7/2021	@ Tampa Bay	0 to		Tampa Bay 31, Kansas City 9



# ***PLAYER STATS***





# UPDATED PLAYER BIOS



## NICK ALLEGRETTI

**GUARD #73**  
ILLINOIS

**3<sup>RD</sup>** YEAR IN  
THE NFL

**3<sup>RD</sup>** YEAR WITH  
THE CHIEFS

HEIGHT: 6'4"  
WEIGHT: 320  
DRAFTED: D7-19  
BIRTHDAY: 4/21/96



### NICK ALLEGRETTI'S NFL REGULAR SEASON STATISTICS

DATE	TEAM	GP	GS
2019	Chiefs	7	0
2020	Chiefs	16	9
<b>NFL TOTALS</b>		<b>23</b>	<b>9</b>



## ZAYNE ANDERSON

**DEFENSIVE BACK #39**  
BYU

**ROOKIE**

HEIGHT: 6'2"  
WEIGHT: 210  
DRAFTED: CFA-21  
BIRTHDAY: 1/3/97



## DEANDRE BAKER

**CORNERBACK #30**  
GEORGIA

**2<sup>ND</sup>** YEAR IN  
THE NFL

**2<sup>ND</sup>** YEAR WITH  
THE CHIEFS

HEIGHT: 5'11"  
WEIGHT: 189  
DRAFTED: FA-20  
BIRTHDAY: 9/4/97





# UPDATED PLAYER BIOS

## DEANDRE BAKER'S NFL REGULAR SEASON DEFENSIVE STATISTICS

		TACKLES										INTERCEPTIONS					O. FUMB			ST				MISC			
DATE	TEAM	GP	GS	TK	S	A	TFL	YDS	SK	YDS	QBH	NO	YDS	LG	TD	PD	FF	FR	YDS	TK	S	A	FF	FR	S	A	
2019	Giants	16	15	61	48	13	2	2	0.0	0.0	0	0	0	0	0	8	0	0	0	0	0	0	0	0	0	0	
2020	Giants	0	0	0	0	0	0	0	0.0	0.0	0	0	0	0	0	0	0	0	0	0	0	0	0	0	0	0	
Went from <b>N.Y. Giants</b> to <b>Kansas City</b> .																											
2020	Chiefs	2	1	5	4	1	1	11	1.0	11.0	1	0	0	0	0	1	0	0	0	0	0	0	0	0	0	0	
2020	TOTAL	2	1	5	4	1	1	11	1.0	11.0	1	0	0	0	0	1	0	0	0	0	0	0	0	0	0	0	
NFL TOTALS		18	16	66	52	14	3	13	1.0	11.0	1	0	0	0	0	9	0	0	0	0	0	0	0	0	0	0	



# BLAKE BELL

**TIGHT END #81**  
**OKLAHOMA**

**7<sup>TH</sup>** YEAR IN THE NFL

**2<sup>ND</sup>** YEAR WITH THE CHIEFS

HEIGHT: 6'6"  
WEIGHT: 252  
DRAFTED: FA-21  
BIRTHDAY: 8/7/91



## BLAKE BELL'S NFL REGULAR SEASON RUSHING/RECEIVING STATISTICS

DATE	TEAM	GP	GS	RECEIVING					RUSHING				
				NO.	YDS.	AVG.	LG	TD	NO.	YDS.	AVG.	LG	TD
2015	49ers	14	5	15	186	12.4	48	0	0	0	0.0	0	0
2016	49ers	13	0	4	85	21.3	45	0	0	0	0.0	0	0
2017	Vikings	13	3	3	19	6.3	12	0	0	0	0.0	0	0
2018	Vikings	0	0	0	0	0.0	0	0	0	0	0.0	0	0
Went from Minnesota to Jacksonville.													
2018	Jaguars	10	4	8	67	8.4	16	0	0	0	0.0	0	0
2018	TOTAL	10	4	8	67	8.4	16	0	0	0	0.0	0	0
2019	Chiefs	15	7	8	67	8.4	30	0	0	0	0.0	0	0
2020	Cowboys	16	2	11	110	10.0	24	0	1	2	2.0	2	0
NFL TOTALS		81	21	49	534	10.9	48	0	1	2	2.0	2	0

## BLAKE BELL'S NFL REGULAR SEASON RETURN STATISTICS

KICKOFF RETURNS							PUNT RETURNS					
DATE	TEAM	RET.	YDS.	AVG.	LG	TD	NO.	FC	YDS.	AVG.	LG	TD
2015	49ers	0	0	0.0	0	0	0	0	0	0.0	0	0
2016	49ers	0	0	0.0	0	0	0	0	0	0.0	0	0
2017	Vikings	0	0	0.0	0	0	0	0	0	0.0	0	0
2018	Vikings	0	0	0.0	0	0	0	0	0	0.0	0	0
Went from Minnesota to Jacksonville.												
2018	Jaguars	1	9	9.0	9	0	0	0	0	0.0	0	0
2018	TOTAL	1	9	9.0	9	0	0	0	0	0.0	0	0
2019	Chiefs	0	0	0.0	0	0	0	0	0	0.0	0	0
2020	Cowboys	0	0	0.0	0	0	0	0	0	0.0	0	0
NFL TOTALS		1	9	9.0	9	0	0	0	0	0.0	0	0



## UPDATED PLAYER BIOS



### AUSTIN BLYTHE

**OFFENSIVE LINEMAN #66**  
**IOWA**

**6<sup>TH</sup>** YEAR IN  
THE NFL

**1<sup>ST</sup>** YEAR WITH  
THE CHIEFS

HEIGHT: 6'3"  
WEIGHT: 298  
DRAFTED: FA-21  
BIRTHDAY: 6/16/92



#### AUSTIN BLYTHE'S NFL REGULAR SEASON STATISTICS

DATE	TEAM	GP	GS
2016	Colts	8	1
2017	Rams	16	1
2018	Rams	16	16
2019	Rams	15	15
2020	Rams	16	16
<b>NFL TOTALS</b>		<b>71</b>	<b>49</b>



### NICK BOLTON

**LINEBACKER #54**  
**MISSOURI**

**ROOKIE**

HEIGHT: 6'0"  
WEIGHT: 232  
DRAFTED: D2A-21  
BIRTHDAY: 3/10/00





# UPDATED PLAYER BIOS



## DICAPRIO BOOTLE

**DEFENSIVE BACK #2**  
NEBRASKA

**ROOKIE**

HEIGHT: 5'10"  
WEIGHT: 195  
DRAFTED: CFA-21  
BIRTHDAY: 9/17/97



## CORTEZ BROUGHTON

**DEFENSIVE LINEMAN #79**  
CINCINNATI

**ROOKIE**

HEIGHT: 6'2"  
WEIGHT: 293  
DRAFTED: FA-21  
BIRTHDAY: 9/2/96



### CORTEZ BROUGHTON'S NFL REGULAR SEASON DEFENSIVE STATISTICS

				TACKLES								INTERCEPTIONS					O. FUMB			ST					MISC	
DATE	TEAM	GP	GS	TK	S	A	TFL	YDS	SK	YDS	QBH	NO	YDS	LG	TD	PD	FF	FR	YDS	TK	S	A	FF	FR	S	A
2019	Chargers	2	0	5	4	1	0	0	0.0	0.0	0	0	0	0	0	0	0	0	0	0	0	0	0	0	0	0
2020	Chargers	9	0	4	0	4	0	0	0.0	0.0	0	0	0	0	0	1	0	0	0	0	0	0	0	0	0	0
NFL TOTALS		11	0	9	4	5	0	0	0.0	0.0	0	0	0	0	0	1	0	0	0	0	0	0	0	0	0	0




## ORLANDO BROWN

**TACKLE #57**  
OKLAHOMA

**4<sup>TH</sup>** YEAR IN  
THE NFL

**1<sup>ST</sup>** YEAR WITH  
THE CHIEFS

HEIGHT: 6'8"  
WEIGHT: 345  
DRAFTED: T (BAL)-21  
BIRTHDAY: 5/2/96





# UPDATED PLAYER BIOS

## ORLANDO BROWN'S NFL REGULAR SEASON STATISTICS

DATE	TEAM	GP	GS
2018	Ravens	16	10
2019	Ravens	16	16
2020	Ravens	16	16
NFL TOTALS		48	42



## SHAKUR BROWN

**CORNERBACK #29**  
**MICHIGAN STATE**

**ROOKIE**

HEIGHT: 5'11"  
WEIGHT: 190  
DRAFTED: FA-21  
BIRTHDAY: 2/11/99



## SHANE BUECHELE

**QUARTERBACK #6**  
**SMU**

**ROOKIE**

HEIGHT: 6'1"  
WEIGHT: 210  
DRAFTED: CFA-21  
BIRTHDAY: 1/8/98



## MICHAEL BURTON

**FULLBACK #45**  
**RUTGERS**

**7TH** YEAR IN  
THE NFL

**1ST** YEAR WITH  
THE CHIEFS

HEIGHT: 6'0"  
WEIGHT: 240  
DRAFTED: FA-21  
BIRTHDAY: 2/1/92






# UPDATED PLAYER BIOS

## MICHAEL BURTON'S NFL REGULAR SEASON RUSHING/RECEIVING STATISTICS

DATE	TEAM	GP	GS	RUSHING					RECEIVING				
				NO.	YDS.	AVG.	LG	TD	NO.	YDS.	AVG.	LG	TD
2015	Lions	16	7	4	2	0.5	2	0	6	39	6.5	12	1
2016	Lions	15	0	0	0	0.0	0	0	0	0	0.0	0	0
2017	Bears	16	3	4	9	2.3	7	0	2	8	4.0	8	0
2018	Bears	8	1	0	0	0.0	0	0	1	6	6.0	6	0
2019	Washington	10	2	0	0	0.0	0	0	0	0	0.0	0	0
2020	Saints	15	4	7	18	2.6	7	0	4	28	7.0	12	0
NFL TOTALS		80	17	15	29	1.9	7	0	13	81	6.2	12	1

## MICHAEL BURTON'S NFL REGULAR SEASON RETURN STATISTICS

KICKOFF RETURNS							PUNT RETURNS					
DATE	TEAM	RET.	YDS.	AVG.	LG	TD	NO.	FC	YDS.	AVG.	LG	TD
2015	Lions	0	0	0.0	0	0	0	0	0	0.0	0	0
2016	Lions	0	0	0.0	0	0	0	0	0	0.0	0	0
2017	Bears	0	0	0.0	0	0	0	0	0	0.0	0	0
2018	Bears	0	0	0.0	0	0	0	0	0	0.0	0	0
2019	Washingto n	0	0	0.0	0	0	0	0	0	0.0	0	0
2020	Saints	1	10	10.0	10	0	0	0	0	0.0	0	0
NFL TOTALS		1	10	10.0	10	0	0	0	0	0.0	0	0




# HARRISON BUTKER

KICKER #7  
GEORGIA TECH

5TH YEAR IN THE NFL

5TH YEAR WITH THE CHIEFS

HEIGHT: 6'4"  
WEIGHT: 205  
DRAFTED: FA-17  
BIRTHDAY: 7/14/95



## HARRISON BUTKER'S NFL REGULAR SEASON KICKING STATISTICS

DATE	TEAM	GP	FGM	FGA	PCT.	LG	XP	XPA	PCT.	BLK	PTS
2017	Panthers	0	0	0	0.0	0	0	0	0.0	0	0
Went from Carolina to Kansas City.											
2017	Chiefs	13	38	42	90.5	53	28	28	100.0	0	142
2017	TOTAL	13	38	42	90.5	53	28	28	100.0	0	142
2018	Chiefs	16	24	27	88.9	54	65	69	94.2	0	137
2019	Chiefs	16	34	38	89.5	56	45	48	93.8	1	147
2020	Chiefs	16	25	27	92.6	58	48	54	88.9	0	123
NFL TOTALS		61	121	134	90.3	58	186	199	93.5	1	549



# UPDATED PLAYER BIOS

## HARRISON BUTKER'S NFL REGULAR SEASON FIELD-GOAL ACCURACY STATISTICS

DATE	TEAM	1-19	PCT.	20-29	PCT.	30-39	PCT.	40-49	PCT.	50+	PCT.
2017	Panthers	0-0	0.0	0-0	0.0	0-0	0.0	0-0	0.0	0-0	0.0
Went from <b>Carolina</b> to <b>Kansas City</b> .											
2017	Chiefs	0-0	0.0	8-8	100.0	16-17	94.1	10-12	83.3	4-5	80.0
2017	<b>TOTAL</b>	<b>0-0</b>	<b>0.0</b>	<b>8-8</b>	<b>100.0</b>	<b>16-17</b>	<b>94.1</b>	<b>10-12</b>	<b>83.3</b>	<b>4-5</b>	<b>80.0</b>
2018	Chiefs	0-0	0.0	9-9	100.0	7-7	100.0	6-7	85.7	2-4	50.0
2019	Chiefs	0-0	0.0	9-9	100.0	9-10	90.0	13-13	100.0	3-6	50.0
2020	Chiefs	2-2	100.0	7-7	100.0	9-9	100.0	3-5	60.0	4-4	100.0
<b>NFL TOTALS</b>		<b>2-2</b>	<b>100.0</b>	<b>33-33</b>	<b>100.0</b>	<b>41-43</b>	<b>95.3</b>	<b>32-37</b>	<b>86.5</b>	<b>13-19</b>	<b>68.4</b>



# FRANK CLARK

**DEFENSIVE END #55**  
**MICHIGAN**

**7TH** YEAR IN THE NFL


**3RD** YEAR WITH THE CHIEFS

HEIGHT: 6'3"  
WEIGHT: 260  
DRAFTED: T (SEA)-19  
BIRTHDAY: 6/14/93



## FRANK CLARK'S NFL REGULAR SEASON DEFENSIVE STATISTICS

				TACKLES								INTERCEPTIONS					O. FUMB			ST					MISC	
DATE	TEAM	GP	GS	TK	S	A	TFL	YDS	SK	YDS	QBH	NO	YDS	LG	TD	PD	FF	FR	YDS	TK	S	A	FF	FR	S	A
2015	Seahawks	15	0	16	15	1	4	19	3.0	16.0	6	0	0	0	0	2	1	0	0	0	0	0	0	0	0	0
2016	Seahawks	15	5	47	25	22	11	43	10.0	68.5	18	0	0	0	0	0	2	1	27	0	0	0	0	0	0	0
2017	Seahawks	16	12	32	19	13	10	64	9.0	73.5	21	0	0	0	0	2	2	1	0	0	0	0	0	0	0	0
2018	Seahawks	16	16	41	33	8	10	42	13.0	52.5	27	1	26	26	0	2	3	2	0	0	0	0	0	0	0	0
2019	Chiefs	14	11	37	27	10	12	64	8.0	51.0	14	1	5	5	0	4	3	1	0	0	0	0	0	0	0	0
2020	Chiefs	15	15	29	21	8	8	54	6.0	49.0	15	0	0	0	0	2	0	1	14	0	0	0	0	0	0	0
NFL TOTALS		91	59	202	140	62	55	286	49.0	310.5	101	2	31	26	0	12	11	6	41	0	0	0	0	0	0	0




# OMARI COBB

**LINEBACKER #48**  
**MARSHALL**

**1ST** YEAR IN THE NFL

**1ST** YEAR WITH THE CHIEFS

HEIGHT: 6'4"  
WEIGHT: 223  
DRAFTED: CFA-20  
BIRTHDAY: 5/31/97





# UPDATED PLAYER BIOS

## OMARI COBB'S NFL REGULAR SEASON DEFENSIVE STATISTICS

				TACKLES								INTERCEPTIONS						O. FUMB			ST						MISC		
DATE	TEAM	GP	GS	TK	S	A	TFL	YDS	SK	YDS	QBH	NO	YDS	LG	TD	PD	FF	FR	YDS	TK	S	A	FF	FR	S	A			
2020	Chiefs	1	0	1	1	0	0	0	0.0	0.0	0	0	0	0	0	0	0	0	0	0	0	0	0	0	0	0			
NFL TOTALS		1	0	1	1	0	0	0	0.0	0.0	0	0	0	0	0	0	0	0	0	0	0	0	0	0	0	0			



**MIKE  
DANNA**

**DEFENSIVE END #51**  
**MICHIGAN**

**2<sup>ND</sup>** YEAR IN  
THE NFL

**2<sup>ND</sup>** YEAR WITH  
THE CHIEFS

HEIGHT: 6'2"  
WEIGHT: 261  
DRAFTED: D5-20  
BIRTHDAY: 12/1/97



## MIKE DANNA'S NFL REGULAR SEASON DEFENSIVE STATISTICS

				TACKLES								INTERCEPTIONS						O. FUMB			ST					MISC	
DATE	TEAM	GP	GS	TK	S	A	TFL	YDS	SK	YDS	QBH	NO	YDS	LG	TD	PD	FF	FR	YDS	TK	S	A	FF	FR	S	A	
2020	Chiefs	13	1	25	16	9	4	23	2.5	22.5	6	0	0	0	0	0	0	0	0	0	0	0	0	0	0	0	
NFL TOTALS		13	1	25	16	9	4	23	2.5	22.5	6	0	0	0	0	0	0	0	0	0	0	0	0	0	0	0	



**GEHRIG  
DIETER**

**WIDE RECEIVER #12**  
**ALABAMA**

**2<sup>ND</sup>** YEAR IN  
THE NFL

**5<sup>TH</sup>** YEAR WITH  
THE CHIEFS

HEIGHT: 6'3"  
WEIGHT: 207  
DRAFTED: CFA-17  
BIRTHDAY: 2/24/93



## GEHRIG DIETER'S NFL REGULAR SEASON RUSHING/RECEIVING STATISTICS

DATE	TEAM	GP	GS	RECEIVING					RUSHING				
				NO.	YDS.	AVG.	LG	TD	NO.	YDS.	AVG.	LG	TD
2017	Chiefs	0	0	0	0	0.0	0	0	0	0	0.0	0	0
2018	Chiefs	4	0	1	22	22.0	22	0	0	0	0.0	0	0
2019	Chiefs	2	0	0	0	0.0	0	0	0	0	0.0	0	0
2020	Chiefs	4	0	1	10	10.0	10	0	0	0	0.0	0	0
NFL TOTALS		10	0	2	32	16.0	22	0	0	0	0.0	0	0



# UPDATED PLAYER BIOS




## LAURENT DUVERNAY-TARDIF

**GUARD #76**  
**MCGILL**

**7TH** YEAR IN  
THE NFL

**7TH** YEAR WITH  
THE CHIEFS

HEIGHT: 6'5"  
WEIGHT: 321  
DRAFTED: D6B-14  
BIRTHDAY: 11/2/91



### LAURENT DUVERNAY-TARDIF'S NFL REGULAR SEASON STATISTICS

DATE	TEAM	GP	GS
2014	Chiefs	0	0
2015	Chiefs	16	13
2016	Chiefs	14	14
2017	Chiefs	11	11
2018	Chiefs	5	5
2019	Chiefs	14	14
2020	Chiefs	0	0
<b>NFL TOTALS</b>		<b>60</b>	<b>57</b>



## AUSTIN EDWARDS

**DEFENSIVE END #60**  
**FERRIS STATE**

**1ST** YEAR IN  
THE NFL

**1ST** YEAR WITH  
THE CHIEFS

HEIGHT: 6'5"  
WEIGHT: 275  
DRAFTED: FA-20  
BIRTHDAY: 8/27/97



### AUSTIN EDWARDS' NFL REGULAR SEASON DEFENSIVE STATISTICS

				TACKLES								INTERCEPTIONS						O. FUMB			ST						MISC		
DATE	TEAM	GP	GS	TK	S	A	TFL	YDS	SK	YDS	QBH	NO	YDS	LG	TD	PD	FF	FR	YDS	TK	S	A	FF	FR	S	A			
2020	Falcons	1	0	0	0	0	0	0	0.0	0.0	0	0	0	0	0	0	0	0	0	0	0	0	0	0	0	0			
NFL TOTALS		1	0	0	0	0	0	0	0.0	0.0	0	0	0	0	0	0	0	0	0	0	0	0	0	0	0	0			



# UPDATED PLAYER BIOS



## CLYDE EDWARDS-HELAIRE

**RUNNING BACK #25**  
LSU

**2<sup>ND</sup>** YEAR IN  
THE NFL

**2<sup>ND</sup>** YEAR WITH  
THE CHIEFS

HEIGHT: 5'8"  
WEIGHT: 209  
DRAFTED: D1-20  
BIRTHDAY: 4/11/99



### CLYDE EDWARDS-HELAIRE'S NFL REGULAR SEASON RUSHING/RECEIVING STATISTICS

		RUSHING							RECEIVING				
DATE	TEAM	GP	GS	NO.	YDS.	AVG.	LG	TD	NO.	YDS.	AVG.	LG	TD
2020	Chiefs	13	13	181	803	4.4	31	4	36	297	8.3	26	1
NFL TOTALS		13	13	181	803	4.4	31	4	36	297	8.3	26	1



## RASHAD FENTON

**CORNERBACK #27**  
SOUTH CAROLINA

**3<sup>RD</sup>** YEAR IN  
THE NFL

**3<sup>RD</sup>** YEAR WITH  
THE CHIEFS

HEIGHT: 5'11"  
WEIGHT: 188  
DRAFTED: D6A-19  
BIRTHDAY: 2/17/97



### RASHAD FENTON'S NFL REGULAR SEASON DEFENSIVE STATISTICS

				TACKLES								INTERCEPTIONS					O. FUMB			ST					MISC	
DATE	TEAM	GP	GS	TK	S	A	TFL	YDS	SK	YDS	QBH	NO	YDS	LG	TD	PD	FF	FR	YDS	TK	S	A	FF	FR	S	A
2019	Chiefs	12	0	12	9	3	0	0	0.0	0.0	1	1	0	0	0	4	0	0	0	3	2	1	1	0	0	0
2020	Chiefs	16	3	34	27	7	1	1	0.0	0.0	0	1	31	31	0	7	0	0	0	1	0	1	0	0	0	0
NFL TOTALS		28	3	46	36	10	1	1	0.0	0.0	1	2	31	31	0	11	0	0	0	4	2	2	1	0	0	0



# UPDATED PLAYER BIOS



## MAURICE FFRENCH

**WIDE RECEIVER #89**  
**PITTSBURGH**

**1<sup>ST</sup>** YEAR IN  
THE NFL

**1<sup>ST</sup>** YEAR WITH  
THE CHIEFS

HEIGHT: 5'11"  
WEIGHT: 200  
DRAFTED: CFA-20  
BIRTHDAY: 1/1/98



### MAURICE FFRENCH'S NFL REGULAR SEASON RUSHING/RECEIVING STATISTICS

DATE	TEAM	GP	GS	RECEIVING					RUSHING				
				NO.	YDS.	AVG.	LG	TD	NO.	YDS.	AVG.	LG	TD
2020	Chiefs	0	0	0	0	0.0	0	0	0	0	0.0	0	0
<b>NFL TOTALS</b>		<b>0</b>	<b>0</b>	<b>0</b>	<b>0</b>	<b>0.0</b>	<b>0</b>	<b>0</b>	<b>0</b>	<b>0</b>	<b>0.0</b>	<b>0</b>	<b>0</b>

### MAURICE FFRENCH'S NFL REGULAR SEASON RETURN STATISTICS

DATE	TEAM	RET.	KICKOFF RETURNS					PUNT RETURNS				
			YDS.	AVG.	LG	TD	NO.	FC	YDS.	AVG.	LG	TD
2020	Chiefs	0	0	0.0	0	0	0	0	0	0.0	0	0
<b>NFL TOTALS</b>		<b>0</b>	<b>0</b>	<b>0.0</b>	<b>0</b>	<b>0</b>	<b>0</b>	<b>0</b>	<b>0</b>	<b>0.0</b>	<b>0</b>	<b>0</b>



## JODY FORTSON

**TIGHT END #88**  
**VALDOSTA STATE**

**1<sup>ST</sup>** YEAR IN  
THE NFL

**3<sup>RD</sup>** YEAR WITH  
THE CHIEFS

HEIGHT: 6'6"  
WEIGHT: 230  
DRAFTED: CFA-19  
BIRTHDAY: 12/7/95



### JODY FORTSON'S NFL REGULAR SEASON RUSHING/RECEIVING STATISTICS

DATE	TEAM	GP	GS	RECEIVING					RUSHING				
				NO.	YDS.	AVG.	LG	TD	NO.	YDS.	AVG.	LG	TD
2019	Chiefs	0	0	0	0	0.0	0	0	0	0	0.0	0	0
2020	Chiefs	0	0	0	0	0.0	0	0	0	0	0.0	0	0
<b>NFL TOTALS</b>		<b>0</b>	<b>0</b>	<b>0</b>	<b>0</b>	<b>0.0</b>	<b>0</b>	<b>0</b>	<b>0</b>	<b>0</b>	<b>0.0</b>	<b>0</b>	<b>0</b>



# UPDATED PLAYER BIOS



## DAURICE FOUNTAIN

**WIDE RECEIVER #82**  
NORTHERN IOWA

**3<sup>RD</sup>** YEAR IN  
THE NFL

**1<sup>ST</sup>** YEAR WITH  
THE CHIEFS

HEIGHT: 6'2"  
WEIGHT: 210  
DRAFTED: FA-21  
BIRTHDAY: 12/22/95



### DAURICE FOUNTAIN'S NFL REGULAR SEASON RUSHING/RECEIVING STATISTICS

DATE	TEAM	GP	GS	RECEIVING					RUSHING				
				NO.	YDS.	AVG.	LG	TD	NO.	YDS.	AVG.	LG	TD
2018	Colts	1	0	0	0	0.0	0	0	0	0	0.0	0	0
2019	Colts	0	0	0	0	0.0	0	0	0	0	0.0	0	0
2020	Colts	5	0	2	23	11.5	12	0	0	0	0.0	0	0
<b>NFL TOTALS</b>		<b>6</b>	<b>0</b>	<b>2</b>	<b>23</b>	<b>11.5</b>	<b>12</b>	<b>0</b>	<b>0</b>	<b>0</b>	<b>0.0</b>	<b>0</b>	<b>0</b>



## DERRICK GORE

**RUNNING BACK #40**  
LOUISIANA-MONROE

**1<sup>ST</sup>** YEAR IN  
THE NFL

**1<sup>ST</sup>** YEAR WITH  
THE CHIEFS

HEIGHT: 5'9"  
WEIGHT: 200  
DRAFTED: FA-21  
BIRTHDAY: 12/13/94



### DERRICK GORE'S NFL REGULAR SEASON RUSHING/RECEIVING STATISTICS

DATE	TEAM	GP	GS	RUSHING					RECEIVING				
				NO.	YDS.	AVG.	LG	TD	NO.	YDS.	AVG.	LG	TD
2019	Chargers	0	0	0	0	0.0	0	0	0	0	0.0	0	0
Went from L.A. Chargers to Washington.													
2019	Washington	0	0	0	0	0.0	0	0	0	0	0.0	0	0
2019	<b>TOTAL</b>	<b>0</b>	<b>0</b>	<b>0</b>	<b>0</b>	<b>0.0</b>	<b>0</b>	<b>0</b>	<b>0</b>	<b>0</b>	<b>0.0</b>	<b>0</b>	<b>0</b>
2020	Chargers	0	0	0	0	0.0	0	0	0	0	0.0	0	0
<b>NFL TOTALS</b>		<b>0</b>	<b>0</b>	<b>0</b>	<b>0</b>	<b>0.0</b>	<b>0</b>	<b>0</b>	<b>0</b>	<b>0</b>	<b>0.0</b>	<b>0</b>	<b>0</b>



# UPDATED PLAYER BIOS

## DERRICK GORE'S NFL REGULAR SEASON RETURN STATISTICS

DATE	TEAM	RET.	KICKOFF RETURNS				NO.	FC	PUNT RETURNS			
			YDS.	AVG.	LG	TD			YDS.	AVG.	LG	TD
2019	Chargers	0	0	0.0	0	0	0	0	0	0.0	0	0
2019	Washington	0	0	0.0	0	0	0	0	0	0.0	0	0
Went from L.A. Chargers to Washington.												
2019	TOTAL	0	0	0.0	0	0	0	0	0	0.0	0	0
2020	Chargers	0	0	0.0	0	0	0	0	0	0.0	0	0
NFL TOTALS		0	0	0.0	0	0	0	0	0	0.0	0	0



**NOAH  
GRAY**

**TIGHT END #83  
DUKE**

**ROOKIE**

HEIGHT: 6'4"  
WEIGHT: 240  
DRAFTED: D5A-21  
BIRTHDAY: 4/30/99



**MECOLE  
HARDMAN**

**WIDE RECEIVER #17  
GEORGIA**

**3RD** YEAR IN  
THE NFL

**3RD** YEAR WITH  
THE CHIEFS

HEIGHT: 5'10"  
WEIGHT: 187  
DRAFTED: D2A-19  
BIRTHDAY: 3/12/98



## MECOLE HARDMAN'S NFL REGULAR SEASON RUSHING/RECEIVING STATISTICS

DATE	TEAM	GP	GS	RECEIVING					RUSHING				
				NO.	YDS.	AVG.	LG	TD	NO.	YDS.	AVG.	LG	TD
2019	Chiefs	16	5	26	538	20.7	83t	6	4	17	4.3	9	0
2020	Chiefs	16	8	41	560	13.7	49t	4	4	31	7.8	20	0
NFL TOTALS		32	13	67	1,098	16.4	83T	10	8	48	6.0	20	0



# UPDATED PLAYER BIOS

## MECOLE HARDMAN'S NFL REGULAR SEASON RETURN STATISTICS

DATE	TEAM	RET.	KICKOFF RETURNS				PUNT RETURNS					
			YDS.	AVG.	LG	TD	NO.	FC	YDS.	AVG.	LG	TD
2019	Chiefs	27	704	26.1	104t	1	18	6	167	9.3	36	0
2020	Chiefs	9	184	20.4	31	0	25	13	176	7.0	67t	1
NFL TOTALS		36	888	24.7	104T	1	43	19	343	8.0	67T	1



**DARIUS HARRIS**

**LINEBACKER #47**  
**MIDDLE TENNESSEE STATE**

**2<sup>ND</sup>** YEAR IN  
THE NFL

**2<sup>ND</sup>** YEAR WITH  
THE CHIEFS

HEIGHT: 6'2"  
WEIGHT: 238  
DRAFTED: CFA-19  
BIRTHDAY: 1/17/96



## DARIUS HARRIS' NFL REGULAR SEASON DEFENSIVE STATISTICS

				TACKLES								INTERCEPTIONS					O. FUMB			ST				MISC		
DATE	TEAM	GP	GS	TK	S	A	TFL	YDS	SK	YDS	QBH	NO	YDS	LG	TD	PD	FF	FR	YDS	TK	S	A	FF	FR	S	A
2019	Chiefs	0	0	0	0	0	0	0	0.0	0.0	0	0	0	0	0	0	0	0	0	0	0	0	0	0	0	0
2020	Chiefs	4	2	14	11	3	0	0	0.0	0.0	0	0	0	0	0	1	0	1	15	0	0	0	0	0	0	0
NFL TOTALS		4	2	14	11	3	0	0	0.0	0.0	0	0	0	0	0	1	0	1	15	0	0	0	0	0	0	0



**DEMONE HARRIS**

**DEFENSIVE END #96**  
**BUFFALO**

**3<sup>RD</sup>** YEAR IN  
THE NFL

**3<sup>RD</sup>** YEAR WITH  
THE CHIEFS

HEIGHT: 6'4"  
WEIGHT: 272  
DRAFTED: FA-19  
BIRTHDAY: 12/30/95





# UPDATED PLAYER BIOS

## DEMONE HARRIS' NFL REGULAR SEASON DEFENSIVE STATISTICS

DATE	TEAM	GP	GS	TACKLES								INTERCEPTIONS						O. FUMB			ST				MISC		
				TK	S	A	TFL	YDS	SK	YDS	QBH	NO	YDS	LG	TD	PD	FF	FR	YDS	TK	S	A	FF	FR	S	A	
2018	Buccaneers	2	0	0	0	0	0	0	0.0	0.0	0	0	0	0	0	0	0	0	0	0	0	0	0	0			
2019	Buccaneers	1	0	0	0	0	0	0	0.0	0.0	0	0	0	0	0	0	0	0	0	0	0	0	0	0			
Went from Tampa Bay to Baltimore.																											
2019	Ravens	0	0	0	0	0	0	0	0.0	0.0	0	0	0	0	0	0	0	0	0	0	0	0	0	0			
Went from Baltimore to Kansas City.																											
2019	Chiefs	4	0	4	4	0	2	9	0.0	0.0	1	0	0	0	0	0	0	0	0	0	0	0	0	0			
2019	TOTAL	5	0	4	4	0	2	9	0.0	0.0	1	0	0	0	0	0	0	0	0	0	0	0	0	0			
2020	Chiefs	1	0	3	1	2	0	0	0.0	0.0	0	0	0	0	0	0	0	0	0	0	0	0	0	0			
NFL TOTALS		8	0	7	5	2	2	9	0.0	0.0	1	0	0	0	0	0	0	0	0	0	0	0	0	0			



**CHAD  
HENNE**

**QUARTERBACK #4  
MICHIGAN**

**14<sup>TH</sup>** YEAR IN  
THE NFL

**4<sup>TH</sup>** YEAR WITH  
THE CHIEFS

HEIGHT: 6'3"  
WEIGHT: 222  
DRAFTED: UFA-18  
BIRTHDAY: 2/7/85



## CHAD HENNE'S NFL REGULAR SEASON PASSING STATISTICS

DATE	TEAM	GP	GS	ATT.	CMP.	PCT.	YDS	AVG.	TD	INT.	LG	SK	LST	RATE
2008	Dolphins	3	0	12	7	58.3	67	5.6	0	0	19	0	0	74.0
2009	Dolphins	14	13	451	274	60.8	2,878	6.4	12	14	67	26	176	75.2
2010	Dolphins	15	14	490	301	61.4	3,301	6.7	15	19	57t	30	178	75.4
2011	Dolphins	4	4	112	64	57.1	868	7.8	4	4	41	11	67	79.0
2012	Jaguars	10	6	308	166	53.9	2,084	6.8	11	11	81t	28	169	72.2
2013	Jaguars	15	13	503	305	60.6	3,241	6.4	13	14	62t	38	243	76.5
2014	Jaguars	3	3	78	42	53.8	492	6.3	3	1	63t	16	105	80.7
2015	Jaguars	0	0	0	0	0.0	0	0.0	0	0	0	0	0	0.0
2016	Jaguars	1	0	0	0	0.0	0	0.0	0	0	0	0	0	0.0
2017	Jaguars	2	0	2	0	0.0	0	0.0	0	0	0	0	0	39.6
2018	Chiefs	1	0	3	2	66.7	29	9.7	0	0	22	0	0	97.9
2019	Chiefs	0	0	0	0	0.0	0	0.0	0	0	0	0	0	0.0
2020	Chiefs	3	1	38	28	73.7	248	6.5	2	0	37	2	4	108.2
TOTALS		71	54	1,997	1,189	59.5	13,208	6.6	60	63	81T	151	942	76.1

# UPDATED PLAYER BIOS

## CHAD HENNE'S NFL REGULAR SEASON RUSHING STATISTICS

DATE	TEAM	NO.	YDS.	AVG.	LG	TD
2008	Dolphins	0	0	0.0	0	0
2009	Dolphins	16	32	2.0	12	1
2010	Dolphins	35	52	1.5	10	0
2011	Dolphins	15	112	7.5	20	1
2012	Jaguars	19	64	3.4	15	1
2013	Jaguars	27	77	2.9	14	0
2014	Jaguars	4	25	6.3	12	0
2015	Jaguars	0	0	0.0	0	0
2016	Jaguars	1	-2	-2.0	0	0
2017	Jaguars	5	-5	-1.0	0	0
2018	Chiefs	1	3	3.0	3	0
2019	Chiefs	0	0	0.0	0	0
2020	Chiefs	7	-2	-0.3	1t	1
<b>TOTALS</b>		<b>130</b>	<b>356</b>	<b>2.7</b>	<b>20</b>	<b>4</b>



## TYREEK HILL

**WIDE RECEIVER #10**  
**WEST ALABAMA**

**6TH** YEAR IN THE NFL

**6TH** YEAR WITH THE CHIEFS

HEIGHT: 5'10"  
WEIGHT: 185  
DRAFTED: D5B-16  
BIRTHDAY: 1/3/94



## TYREEK HILL'S NFL REGULAR SEASON RUSHING/RECEIVING STATISTICS

DATE	TEAM	RECEIVING							RUSHING				
		GP	GS	NO.	YDS.	AVG.	LG	TD	NO.	YDS.	AVG.	LG	TD
2016	Chiefs	16	1	61	593	9.7	49	6	24	267	11.1	70t	3
2017	Chiefs	15	13	75	1,183	15.8	79t	7	17	59	3.5	16	0
2018	Chiefs	16	16	87	1,479	17.0	75t	12	22	151	6.9	33	1
2019	Chiefs	12	12	58	860	14.8	57t	7	8	23	2.9	5	0
2020	Chiefs	15	15	87	1,276	14.7	75t	15	13	123	9.5	32t	2
<b>NFL TOTALS</b>		<b>74</b>	<b>57</b>	<b>368</b>	<b>5,391</b>	<b>14.6</b>	<b>79T</b>	<b>47</b>	<b>84</b>	<b>623</b>	<b>7.4</b>	<b>70T</b>	<b>6</b>

## TYREEK HILL'S NFL REGULAR SEASON RETURN STATISTICS

DATE	TEAM	KICKOFF RETURNS					PUNT RETURNS					
		RET.	YDS.	AVG.	LG	TD	NO.	FC	YDS.	AVG.	LG	TD
2016	Chiefs	14	384	27.4	86t	1	39	8	592	15.2	95t	2
2017	Chiefs	0	0	0.0	0	0	25	9	204	8.2	82t	1
2018	Chiefs	0	0	0.0	0	0	20	3	213	10.7	91t	1
2019	Chiefs	0	0	0.0	0	0	1	0	0	0.0	0	0
2020	Chiefs	0	0	0.0	0	0	1	1	0	0.0	0	0
<b>NFL TOTALS</b>		<b>14</b>	<b>384</b>	<b>27.4</b>	<b>86T</b>	<b>1</b>	<b>86</b>	<b>21</b>	<b>1,009</b>	<b>11.7</b>	<b>95T</b>	<b>4</b>



# UPDATED PLAYER BIOS



## ANTHONY HITCHENS

LINEBACKER #53  
IOWA

8<sup>TH</sup> YEAR IN  
THE NFL

4<sup>TH</sup> YEAR WITH  
THE CHIEFS

HEIGHT: 6'0"  
WEIGHT: 235  
DRAFTED: UFA-18  
BIRTHDAY: 6/10/92



### ANTHONY HITCHENS' NFL REGULAR SEASON DEFENSIVE STATISTICS

				TACKLES								INTERCEPTIONS					O. FUMB				ST					MISC	
DATE	TEAM	GP	GS	TK	S	A	TFL	YDS	SK	YDS	QBH	NO	YDS	LG	TD	PD	FF	FR	YDS	TK	S	A	FF	FR	S	A	
2014	Cowboys	16	11	73	57	16	3	5	0.0	0.0	2	1	8	8	0	4	0	0	0	2	2	0	0	0	0	0	
2015	Cowboys	16	9	71	40	31	5	20	2.0	14.0	5	0	0	0	0	0	1	0	0	1	1	0	0	0	0	0	
2016	Cowboys	16	16	78	39	39	4	21	1.5	12.0	5	0	0	0	0	1	0	0	0	0	0	0	0	0	0	0	
2017	Cowboys	12	12	92	70	22	8	15	0.0	0.0	7	0	0	0	0	2	1	0	0	0	0	0	0	0	0	0	
2018	Chiefs	15	15	135	81	54	7	26	0.0	0.0	2	0	0	0	0	0	1	0	0	0	0	0	0	0	0	0	
2019	Chiefs	15	15	88	51	37	4	22	2.0	31.0	4	0	0	0	0	1	1	0	0	0	0	0	0	0	0	0	
2020	Chiefs	14	14	78	44	34	2	7	0.0	0.0	4	0	0	0	0	1	0	0	0	0	0	0	0	0	0	0	
NFL TOTALS		104	92	615	382	233	33	116	5.5	57.0	29	1	8	8	0	9	4	0	0	3	3	0	0	0	0	0	



## MIKE HUGHES

CORNERBACK #21  
UCF

4<sup>TH</sup> YEAR IN  
THE NFL

1<sup>ST</sup> YEAR WITH  
THE CHIEFS

HEIGHT: 5'10"  
WEIGHT: 189  
DRAFTED: T (MIN)-21  
BIRTHDAY: 2/11/97



### MIKE HUGHES' NFL REGULAR SEASON DEFENSIVE STATISTICS

				TACKLES								INTERCEPTIONS						O. FUMB			ST					MISC	
DATE	TEAM	GP	GS	TK	S	A	TFL	YDS	SK	YDS	QBH	NO	YDS	LG	TD	PD	FF	FR	YDS	TK	S	A	FF	FR	S	A	
2018	Vikings	6	2	21	18	3	1	0	0.0	0.0	0	1	28	28t	1	3	1	0	0	1	1	0	0	1	0	0	
2019	Vikings	14	3	43	37	6	1	1	0.0	0.0	0	1	0	0	0	9	1	0	0	2	2	0	1	2	0	0	
2020	Vikings	4	2	13	9	4	0	0	0.0	0.0	0	0	0	0	0	1	0	0	0	0	0	0	0	0	0	0	
NFL TOTALS		24	7	77	64	13	2	1	0.0	0.0	0	2	28	28T	1	13	2	0	0	3	3	0	1	3	0	0	



# UPDATED PLAYER BIOS

## MIKE HUGHES' NFL REGULAR SEASON RETURN STATISTICS

DATE	TEAM	KICKOFF RETURNS					PUNT RETURNS					
		RET.	YDS.	AVG.	LG	TD	NO.	FC	YDS.	AVG.	LG	TD
2018	Vikings	4	107	26.8	46	0	2	0	13	6.5	13	0
2019	Vikings	0	0	0.0	0	0	14	9	104	7.4	23	0
2020	Vikings	0	0	0.0	0	0	0	0	0	0.0	0	0
NFL TOTALS		4	107	26.8	46	0	16	9	117	7.3	23	0



## CREED HUMPHREY

OFFENSIVE LINEMAN #52  
OKLAHOMA

ROOKIE

HEIGHT: 6'5"  
WEIGHT: 320  
DRAFTED: D2B-21  
BIRTHDAY: 6/28/99




## CHRIS JONES

DEFENSIVE TACKLE #95  
MISSISSIPPI STATE

6TH YEAR IN  
THE NFL

6TH YEAR WITH  
THE CHIEFS

HEIGHT: 6'6"  
WEIGHT: 310  
DRAFTED: D2-16  
BIRTHDAY: 3/7/94




## CHRIS JONES' NFL REGULAR SEASON DEFENSIVE STATISTICS

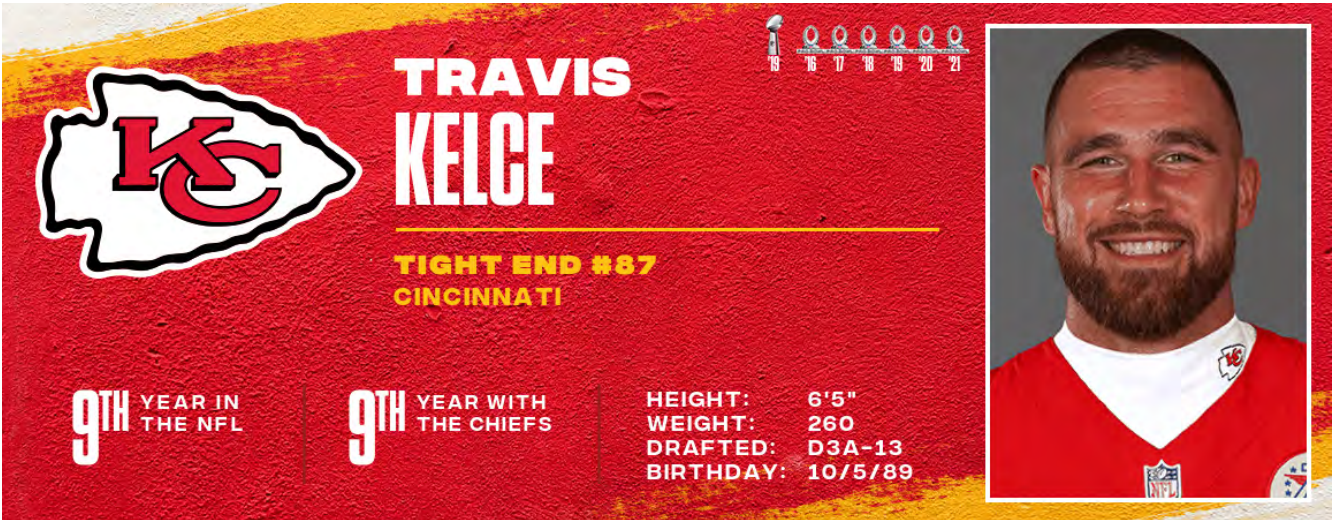
DATE	TEAM	GP	GS	TACKLES							INTERCEPTIONS					O. FUMB			ST				MISC			
				TK	S	A	TFL	YDS	SK	YDS	QBH	NO	YDS	LG	TD	PD	FF	FR	YDS	TK	S	A	FF	FR	S	A
2016	Chiefs	16	11	28	17	11	5	26	2.0	19.0	10	0	0	0	0	4	0	0	0	0	0	0	0	0	0	0
2017	Chiefs	16	7	32	22	10	5	24	6.5	42.0	13	1	-3	0	0	7	4	0	0	0	0	0	0	0	0	0
2018	Chiefs	16	11	40	35	5	19	112	15.5	122.0	29	1	20	20t	1	5	2	0	0	0	0	0	0	0	0	0
2019	Chiefs	13	12	36	23	13	8	63	9.0	75.0	20	0	0	0	0	4	1	1	12	0	0	0	0	0	0	0
2020	Chiefs	15	14	36	23	13	3	17	7.5	28.0	28	0	0	0	0	4	2	0	0	0	0	0	0	0	0	0
NFL TOTALS		76	55	172	120	52	40	242	40.5	286.0	100	2	17	20T	1	24	9	1	12	0	0	0	0	0	0	0



## UPDATED PLAYER BIOS



A headshot of Reggie Miller, a Black male with short, dark, curly hair and a light beard. He is looking directly at the camera with a neutral expression. He is wearing a red NFL jersey with a white V-neck collar. The jersey features the NFL shield logo on the left chest and the number 45 on the right sleeve. The background is a plain, light gray.



TRAVIS KELCE'S NFL REGULAR SEASON RUSHING/RECEIVING STATISTICS

DATE	TEAM	RECEIVING							RUSHING				
		GP	GS	NO.	YDS.	AVG.	LG	TD	NO.	YDS.	AVG.	LG	TD
2013	Chiefs	1	0	0	0	0.0	0	0	0	0	0.0	0	0
2014	Chiefs	16	11	67	862	12.9	34	5	0	0	0.0	0	0
2015	Chiefs	16	16	72	875	12.2	42t	5	0	0	0.0	0	0
2016	Chiefs	16	15	85	1,125	13.2	80t	4	1	-5	-5.0	-5	0
2017	Chiefs	15	15	83	1,038	12.5	44	8	2	7	3.5	4	0
2018	Chiefs	16	16	103	1,336	13.0	43	10	0	0	0.0	0	0
2019	Chiefs	16	16	97	1,229	12.7	47	5	1	4	4.0	4t	1
2020	Chiefs	15	15	105	1,416	13.5	45	11	0	0	0.0	0	0
NFL TOTALS		111	104	612	7,881	12.9	80T	48	4	6	1.5	4T	1

## TRAVIS KELCE'S NFL REGULAR SEASON PASSING/RUSHING STATISTICS

				PASSING											RUSHING				
DATE	TEAM	GP	GS	ATT.	CMP.	PCT.	YDS	AVG.	TD	INT.	LG	SK	LST	RATE	NO.	YDS.	AVG.	LG	TD
2013	Chiefs	1	0	0	0	0.0	0	0.0	0	0	0	0	0	0.0	0	0	0.0	0	0
2014	Chiefs	16	11	0	0	0.0	0	0.0	0	0	0	0	0	0.0	0	0	0.0	0	0
2015	Chiefs	16	16	0	0	0.0	0	0.0	0	0	0	0	0	0.0	0	0	0.0	0	0
2016	Chiefs	16	15	0	0	0.0	0	0.0	0	0	0	0	0	0.0	1	-5	-5.0	0	0
2017	Chiefs	15	15	1	0	0.0	0	0.0	0	1	0	0	0	0.0	2	7	3.5	4	0
2018	Chiefs	16	16	0	0	0.0	0	0.0	0	0	0	0	0	0.0	0	0	0.0	0	0
2019	Chiefs	16	16	0	0	0.0	0	0.0	0	0	0	0	0	0.0	1	4	4.0	4t	1
2020	Chiefs	15	15	2	1	50.0	4	2.0	0	0	4	0	0	56.3	0	0	0.0	0	0
TOTALS		111	104	3	1	33.3	4	1.3	0	1	4	0	0	2.8	4	6	1.5	4T	1



# UPDATED PLAYER BIOS



## MARCUS KEMP

**WIDE RECEIVER #85**  
**HAWAII**

**4<sup>TH</sup>** YEAR IN  
THE NFL

**5<sup>TH</sup>** YEAR WITH  
THE CHIEFS

HEIGHT: 6'4"  
WEIGHT: 210  
DRAFTED: CFA-17  
BIRTHDAY: 8/14/95



### MARCUS KEMP'S NFL REGULAR SEASON RUSHING/RECEIVING STATISTICS

DATE	TEAM	GP	GS	RECEIVING					RUSHING				
				NO.	YDS.	AVG.	LG	TD	NO.	YDS.	AVG.	LG	TD
2017	Chiefs	1	0	0	0	0.0	0	0	0	0	0.0	0	0
2018	Chiefs	16	0	1	7	7.0	7	0	0	0	0.0	0	0
2019	Chiefs	0	0	0	0	0.0	0	0	0	0	0.0	0	0
2020	Chiefs	10	0	1	11	11.0	11	0	0	0	0.0	0	0
Went from Kansas City to Miami.													
2020	Dolphins	1	0	0	0	0.0	0	0	0	0	0.0	0	0
2020	<b>TOTAL</b>	<b>11</b>	<b>0</b>	<b>1</b>	<b>11</b>	<b>11.0</b>	<b>11</b>	<b>0</b>	<b>0</b>	<b>0</b>	<b>0.0</b>	<b>0</b>	<b>0</b>
<b>NFL TOTALS</b>		<b>28</b>	<b>0</b>	<b>2</b>	<b>18</b>	<b>9.0</b>	<b>11</b>	<b>0</b>	<b>0</b>	<b>0</b>	<b>0.0</b>	<b>0</b>	<b>0</b>



## DEVON KEY

**DEFENSIVE BACK #24**  
**WESTERN KENTUCKY**

**ROOKIE**

HEIGHT: 6'1"  
WEIGHT: 210  
DRAFTED: CFA-21  
BIRTHDAY: 10/28/97





# UPDATED PLAYER BIOS



## CHRIS LAMMONS

**CORNERBACK #26**  
SOUTH CAROLINA

**2<sup>ND</sup>** YEAR IN  
THE NFL

**3<sup>RD</sup>** YEAR WITH  
THE CHIEFS

HEIGHT: 5'10"  
WEIGHT: 190  
DRAFTED: FA-19  
BIRTHDAY: 1/31/96



### CHRIS LAMMONS' NFL REGULAR SEASON DEFENSIVE STATISTICS

		TACKLES										INTERCEPTIONS					O. FUMB			ST					MISC		
DATE	TEAM	GP	GS	TK	S	A	TFL	YDS	SK	YDS	QBH	NO	YDS	LG	TD	PD	FF	FR	YDS	TK	S	A	FF	FR	S	A	
2018	Saints	0	0	0	0	0	0	0	0.0	0.0	0	0	0	0	0	0	0	0	0	0	0	0	0	0	0	0	
Went from <b>New Orleans</b> to <b>Miami</b> .																											
2018	Dolphins	0	0	0	0	0	0	0	0.0	0.0	0	0	0	0	0	0	0	0	0	0	0	0	0	0	0	0	
2018	TOTAL	0	0	0	0	0	0	0	0.0	0.0	0	0	0	0	0	0	0	0	0	0	0	0	0	0	0	0	
2019	Dolphins	12	0	12	7	5	0	0	0.0	0.0	0	1	0	0	0	3	0	0	0	1	1	0	0	0	0	0	
Went from <b>Miami</b> to <b>Kansas City</b> .																											
2019	Chiefs	0	0	0	0	0	0	0	0.0	0.0	0	0	0	0	0	0	0	0	0	0	0	0	0	0	0	0	
2019	TOTAL	12	0	12	7	5	0	0	0.0	0.0	0	1	0	0	0	3	0	0	0	1	1	0	0	0	0	0	
2020	Chiefs	2	0	0	0	0	0	0	0.0	0.0	0	0	0	0	0	0	0	0	0	0	0	0	0	0	0	0	
NFL TOTALS		14	0	12	7	5	0	0	0.0	0.0	0	1	0	0	0	3	0	0	0	1	1	0	0	0	0	0	



## PATRICK MAHOMES

**QUARTERBACK #15**  
TEXAS TECH

**5<sup>TH</sup>** YEAR IN  
THE NFL

**5<sup>TH</sup>** YEAR WITH  
THE CHIEFS

HEIGHT: 6'3"  
WEIGHT: 230  
DRAFTED: D1-17  
BIRTHDAY: 9/17/95



### PATRICK MAHOMES' NFL REGULAR SEASON PASSING STATISTICS

DATE	TEAM	GP	GS	ATT.	CMP.	PCT.	YDS	AVG.	TD	INT.	LG	SK	LST	RATE
2017	Chiefs	1	1	35	22	62.9	284	8.1	0	1	51	2	15	76.4
2018	Chiefs	16	16	580	383	66.0	5,097	8.8	50	12	89t	26	171	113.8
2019	Chiefs	14	14	484	319	65.9	4,031	8.3	26	5	83t	17	127	105.3
2020	Chiefs	15	15	588	390	66.3	4,740	8.1	38	6	75t	22	147	108.2
TOTALS		46	46	1,687	1,114	66.0	14,152	8.4	114	24	89T	67	460	108.7



# UPDATED PLAYER BIOS

## PATRICK MAHOMES' NFL REGULAR SEASON RUSHING STATISTICS

DATE	TEAM	NO.	YDS.	AVG.	LG	TD
2017	Chiefs	7	10	1.4	5	0
2018	Chiefs	60	272	4.5	28	2
2019	Chiefs	43	218	5.1	25	2
2020	Chiefs	62	308	5.0	24	2
<b>TOTALS</b>		<b>172</b>	<b>808</b>	<b>4.7</b>	<b>28</b>	<b>6</b>

## 300-YARD PASSING GAMES (26): REGULAR SEASON

DATE	TEAM	NO.	YDS.	AVG.	LG	TD
09/16/18	at Steelers	23	326	14.2	40	6
09/23/18	49ERS	24	314	13.1	42	3
10/01/18	at Broncos	28	304	10.9	35	1
10/07/18	JAGUARS	22	313	14.2	40	0
10/14/18	at Patriots	23	352	15.3	75t	4
10/21/18	BENGALS	28	358	12.8	50	4
10/28/18	BRONCOS	24	303	12.6	40	4
11/04/18	at Browns	23	375	16.3	50t	3
11/19/18	at Rams	33	478	14.5	73t	6
12/09/18	RAVENS	35	377	10.8	48	2
09/08/19	at Jaguars	25	378	15.1	68t	3
09/15/19	at Raiders	30	443	14.8	44t	4
09/22/19	RAVENS	27	374	13.9	83t	3
09/29/19	at Lions	24	315	13.1	33	0
10/06/19	COLTS	22	321	14.6	31	1
11/10/19	at Titans	36	446	12.4	63t	3
12/15/19	BRONCOS	27	340	12.6	41t	2
09/20/20	at Chargers	27	302	11.2	54t	2
09/28/20	at Ravens	31	385	12.4	49t	4
10/11/20	RAIDERS	22	340	15.5	37	2
11/01/20	JETS	31	416	13.4	41t	5
11/08/20	PANTHERS	30	372	12.4	44	4
11/22/20	at Raiders	34	348	10.2	22t	2
11/29/20	at Buccaneers	37	462	12.5	75t	3
12/06/20	BRONCOS	25	318	12.7	30	1
12/13/20	at Dolphins	24	393	16.4	44t	2

## 300-YARD PASSING GAMES (2): POSTSEASON

DATE	TEAM	NO.	YDS.	AVG.	LG	TD
01/12/20	TEXANS	23	321	14.0	48	5
01/24/21	BILLS	29	325	11.2	71	3



**TYRANN  
MATHIEU**

**SAFETY #32**  
**LSU**

**9TH** YEAR IN  
THE NFL

**3RD** YEAR WITH  
THE CHIEFS

HEIGHT: 5'9"  
WEIGHT: 190  
DRAFTED: UFA-19  
BIRTHDAY: 5/13/92



# UPDATED PLAYER BIOS

## TYRANN MATHIEU'S NFL REGULAR SEASON DEFENSIVE STATISTICS

DATE	TEAM	GP	GS	TK	S	A	TACKLES					INTERCEPTIONS					O. FUMB			ST					MISC	
							TFL	YDS	SK	YDS	QBH	NO	YDS	LG	TD	PD	FF	FR	YDS	TK	S	A	FF	FR	S	A
2013	Cardinals	13	11	67	64	3	6	19	1.0	10.0	3	2	7	7	0	9	1	0	0	1	1	0	0	0	0	0
2014	Cardinals	13	6	38	35	3	2	5	0.0	0.0	4	1	9	9	0	4	0	1	9	0	0	0	0	0	0	0
2015	Cardinals	14	14	89	80	9	11	26	1.0	9.0	3	5	92	33t	1	17	1	0	0	0	0	0	0	0	0	0
2016	Cardinals	10	10	35	33	2	3	17	1.0	11.0	1	1	9	5	0	4	1	0	0	0	0	0	0	0	0	0
2017	Cardinals	16	16	74	66	8	6	14	1.0	3.0	4	2	16	15	0	7	1	0	0	4	4	0	0	0	0	0
2018	Texans	16	16	89	70	19	5	25	3.0	20.0	4	2	6	6	0	8	0	1	10	0	0	0	0	0	0	0
2019	Chiefs	16	16	75	63	12	3	24	2.0	14.0	2	4	70	35	0	12	0	0	0	0	0	0	0	0	0	0
2020	Chiefs	15	15	62	48	14	3	10	0.0	0.0	2	6	70	25t	1	9	0	1	0	0	0	0	0	0	0	0
NFL TOTALS		113	104	529	459	70	39	140	9.0	67.0	23	23	279	35	2	70	4	3	19	5	5	0	0	0	0	0



**JERICK MCKINNON**

**RUNNING BACK #1**  
**GEORGIA SOUTHERN**

**8TH** YEAR IN  
THE NFL

**1ST** YEAR WITH  
THE CHIEFS

HEIGHT: 5'9"  
WEIGHT: 205  
DRAFTED: FA-21  
BIRTHDAY: 5/3/92



## JERICK MCKINNON'S NFL REGULAR SEASON RUSHING/RECEIVING STATISTICS

DATE	TEAM	GP	GS	RUSHING					RECEIVING				
				NO.	YDS.	AVG.	LG	TD	NO.	YDS.	AVG.	LG	TD
2014	Vikings	11	6	113	538	4.8	55	0	27	135	5.0	17	0
2015	Vikings	16	0	52	271	5.2	68t	2	21	173	8.2	30	1
2016	Vikings	15	7	159	539	3.4	36	2	43	255	5.9	41	2
2017	Vikings	16	1	150	570	3.8	58t	3	51	421	8.3	41	2
2018	49ers	0	0	0	0	0.0	0	0	0	0	0.0	0	0
2019	49ers	0	0	0	0	0.0	0	0	0	0	0.0	0	0
2020	49ers	16	4	81	319	3.9	55	5	33	253	7.7	26	1
NFL TOTALS		74	18	555	2,237	4.0	68T	12	175	1,237	7.1	41	6

## JERICK MCKINNON'S NFL REGULAR SEASON RETURN STATISTICS

KICKOFF RETURNS							PUNT RETURNS					
DATE	TEAM	RET.	YDS.	AVG.	LG	TD	NO.	FC	YDS.	AVG.	LG	TD
2014	Vikings	0	0	0.0	0	0	0	0	0	0.0	0	0
2015	Vikings	1	24	24.0	24	0	0	0	0	0.0	0	0
2016	Vikings	0	0	0.0	0	0	0	0	0	0.0	0	0
2017	Vikings	12	312	26.0	39	0	0	0	0	0.0	0	0
2018	49ers	0	0	0.0	0	0	0	0	0	0.0	0	0
2019	49ers	0	0	0.0	0	0	0	0	0	0.0	0	0
2020	49ers	12	239	19.9	30	0	0	0	0	0.0	0	0
NFL TOTALS		25	575	23.0	39	0	0	0	0	0.0	0	0



# UPDATED PLAYER BIOS



## LUCAS NIANG

**OFFENSIVE LINEMAN #67**  
TCU

**ROOKIE**

HEIGHT: 6'7"  
WEIGHT: 328  
DRAFTED: D3-20  
BIRTHDAY: 8/19/98



### LUCAS NIANG'S NFL REGULAR SEASON STATISTICS

DATE	TEAM	GP	GS
2020	Chiefs	0	0
<b>NFL TOTALS</b>		<b>0</b>	<b>0</b>



## BEN NIEMANN

**LINEBACKER #56**  
IOWA

**4<sup>TH</sup>** YEAR IN  
THE NFL

**4<sup>TH</sup>** YEAR WITH  
THE CHIEFS

HEIGHT: 6'2"  
WEIGHT: 235  
DRAFTED: CFA-18  
BIRTHDAY: 7/27/95



### BEN NIEMANN'S NFL REGULAR SEASON DEFENSIVE STATISTICS

DATE	TEAM	GP	GS	TACKLES								INTERCEPTIONS					O. FUMB			ST					MISC	
				TK	S	A	TFL	YDS	SK	YDS	QBH	NO	YDS	LG	TD	PD	FF	FR	YDS	TK	S	A	FF	FR	S	A
2018	Chiefs	14	1	8	5	3	0	0	0.0	0.0	0	0	0	0	0	0	0	0	0	2	2	0	0	0	0	0
2019	Chiefs	16	1	50	30	20	1	4	0.0	0.0	1	0	0	0	0	1	0	0	0	5	4	1	0	1	0	0
2020	Chiefs	15	5	43	29	14	3	9	1.0	8.0	3	0	0	0	0	0	1	2	0	1	0	1	0	0	0	0
<b>NFL TOTALS</b>		<b>45</b>	<b>7</b>	<b>101</b>	<b>64</b>	<b>37</b>	<b>4</b>	<b>13</b>	<b>1.0</b>	<b>8.0</b>	<b>4</b>	<b>0</b>	<b>0</b>	<b>0</b>	<b>0</b>	<b>1</b>	<b>1</b>	<b>2</b>	<b>0</b>	<b>8</b>	<b>6</b>	<b>2</b>	<b>0</b>	<b>1</b>	<b>0</b>	<b>0</b>



# UPDATED PLAYER BIOS



## DERRICK NNADI

**DEFENSIVE TACKLE #91**  
**FLORIDA STATE**

**4<sup>TH</sup>** YEAR IN  
THE NFL

**4<sup>TH</sup>** YEAR WITH  
THE CHIEFS

HEIGHT: 6'1"  
WEIGHT: 312  
DRAFTED: D3A-18  
BIRTHDAY: 5/9/96



### DERRICK NNADI'S NFL REGULAR SEASON DEFENSIVE STATISTICS

DATE	TEAM	GP	GS	TACKLES							QBH	INTERCEPTIONS					O. FUMB			ST					MISC	
				TK	S	A	TFL	YDS	SK	YDS		NO	YDS	LG	TD	PD	FF	FR	YDS	TK	S	A	FF	FR	S	A
2018	Chiefs	16	11	35	17	18	0	0	0.0	0.0	0	0	0	0	0	0	0	0	0	0	0	0	0	0	0	0
2019	Chiefs	16	16	48	18	30	3	3	1.0	1.0	1	1	0	0	0	1	1	0	0	0	0	0	0	0	0	0
2020	Chiefs	15	15	47	23	24	0	0	0.0	0.0	1	0	0	0	0	0	0	0	0	0	0	0	0	0	0	0
<b>NFL TOTALS</b>		<b>47</b>	<b>42</b>	<b>130</b>	<b>58</b>	<b>72</b>	<b>3</b>	<b>3</b>	<b>1.0</b>	<b>1.0</b>	<b>2</b>	<b>1</b>	<b>0</b>	<b>0</b>	<b>0</b>	<b>1</b>	<b>1</b>	<b>0</b>	<b>0</b>	<b>0</b>	<b>0</b>	<b>0</b>	<b>0</b>	<b>0</b>	<b>0</b>	<b>0</b>



## DORIAN O'DANIEL

**LINEBACKER #44**  
**CLEMSON**

**4<sup>TH</sup>** YEAR IN  
THE NFL

**4<sup>TH</sup>** YEAR WITH  
THE CHIEFS

HEIGHT: 6'1"  
WEIGHT: 220  
DRAFTED: D3B-18  
BIRTHDAY: 9/4/94



### DORIAN O'DANIEL'S NFL REGULAR SEASON DEFENSIVE STATISTICS

DATE	TEAM	GP	GS	TACKLES							QBH	INTERCEPTIONS					O. FUMB			ST					MISC	
				TK	S	A	TFL	YDS	SK	YDS		NO	YDS	LG	TD	PD	FF	FR	YDS	TK	S	A	FF	FR	S	A
2018	Chiefs	16	1	29	18	11	2	6	0.0	0.0	1	0	0	0	0	1	0	1	0	5	3	2	0	0	0	0
2019	Chiefs	14	0	0	0	0	0	0	0.0	0.0	0	0	0	0	0	0	0	0	0	8	5	3	0	1	0	0
2020	Chiefs	11	0	2	2	0	1	5	1.0	5.0	1	0	0	0	0	0	0	0	0	7	5	2	0	0	0	0
<b>NFL TOTALS</b>		<b>41</b>	<b>1</b>	<b>31</b>	<b>20</b>	<b>11</b>	<b>3</b>	<b>11</b>	<b>1.0</b>	<b>5.0</b>	<b>2</b>	<b>0</b>	<b>0</b>	<b>0</b>	<b>0</b>	<b>1</b>	<b>0</b>	<b>1</b>	<b>0</b>	<b>20</b>	<b>13</b>	<b>7</b>	<b>0</b>	<b>1</b>	<b>0</b>	<b>0</b>



# UPDATED PLAYER BIOS



## ALEX OKAFOR

**DEFENSIVE END #97**  
**TEXAS**

**9TH** YEAR IN  
THE NFL

**3RD** YEAR WITH  
THE CHIEFS

HEIGHT: 6'4"  
WEIGHT: 261  
DRAFTED: FA-21  
BIRTHDAY: 8/2/91



### ALEX OKAFOR'S NFL REGULAR SEASON DEFENSIVE STATISTICS

DATE	TEAM	GP	GS	TACKLES								INTERCEPTIONS						O. FUMB			ST				MISC	
				TK	S	A	TFL	YDS	SK	YDS	QBH	NO	YDS	LG	TD	PD	FF	FR	YDS	TK	S	A	FF	FR	S	A
2013	Cardinals	1	0	0	0	0	0	0	0.0	0.0	0	0	0	0	0	0	0	0	0	0	0	0	0	0		
2014	Cardinals	13	12	30	28	2	11	72	8.0	65.0	13	1	26	26	0	3	0	0	0	0	0	0	0	0		
2015	Cardinals	13	13	31	25	6	4	9	2.0	1.0	11	0	0	0	0	1	0	1	0	0	0	0	0	0		
2016	Cardinals	15	0	11	8	3	3	36	3.5	28.5	6	0	0	0	0	0	1	0	0	2	2	0	0	1		
2017	Saints	10	10	43	27	16	5	17	4.5	26.0	9	0	0	0	0	4	2	0	0	0	0	0	0	0		
2018	Saints	16	16	36	25	11	5	27	4.0	20.0	9	0	0	0	0	1	0	1	0	0	0	0	0	0		
2019	Chiefs	10	9	22	15	7	5	34	5.0	33.0	9	0	0	0	0	1	1	0	0	0	0	0	0	0		
2020	Chiefs	11	0	16	9	7	1	3	3.0	7.5	10	0	0	0	0	0	1	0	0	0	0	0	0	0		
NFL TOTALS		89	60	189	137	52	34	198	30.0	181.0	67	1	26	26	0	10	5	2	0	3	3	0	0	1	0	



## CORNELL POWELL

**WIDE RECEIVER #14**  
**CLEMSON**

**ROOKIE**

HEIGHT: 6'0"  
WEIGHT: 210  
DRAFTED: D5B-21  
BIRTHDAY: 10/30/97





# UPDATED PLAYER BIOS



## BYRON PRINGLE

**WIDE RECEIVER #13**  
**KANSAS STATE**

**4<sup>TH</sup>** YEAR IN  
THE NFL

**4<sup>TH</sup>** YEAR WITH  
THE CHIEFS

HEIGHT: 6'1"  
WEIGHT: 203  
DRAFTED: CFA-18  
BIRTHDAY: 11/17/93



### BYRON PRINGLE'S NFL REGULAR SEASON RUSHING/RECEIVING STATISTICS

DATE	TEAM	RECEIVING							RUSHING				
		GP	GS	NO.	YDS.	AVG.	LG	TD	NO.	YDS.	AVG.	LG	TD
2018	Chiefs	0	0	0	0	0.0	0	0	0	0	0.0	0	0
2019	Chiefs	16	0	12	170	14.2	28	1	0	0	0.0	0	0
2020	Chiefs	13	3	13	160	12.3	37	1	0	0	0.0	0	0
<b>NFL TOTALS</b>		<b>29</b>	<b>3</b>	<b>25</b>	<b>330</b>	<b>13.2</b>	<b>37</b>	<b>2</b>	<b>0</b>	<b>0</b>	<b>0.0</b>	<b>0</b>	<b>0</b>

### BYRON PRINGLE'S NFL REGULAR SEASON RETURN STATISTICS

KICKOFF RETURNS							PUNT RETURNS					
DATE	TEAM	RET.	YDS.	AVG.	LG	TD	NO.	FC	YDS.	AVG.	LG	TD
2018	Chiefs	0	0	0.0	0	0	0	0	0	0.0	0	0
2019	Chiefs	2	41	20.5	22	0	0	0	0	0.0	0	0
2020	Chiefs	10	324	32.4	102t	1	0	0	0	0.0	0	0
NFL TOTALS		12	365	30.4	102T	1	0	0	0	0.0	0	0



## JARRAN REED

**DEFENSIVE TACKLE #90**  
**ALABAMA**

**6<sup>TH</sup>** YEAR IN  
THE NFL

**1<sup>ST</sup>** YEAR WITH  
THE CHIEFS

HEIGHT: 6'3"  
WEIGHT: 306  
DRAFTED: FA-21  
BIRTHDAY: 12/16/92





# UPDATED PLAYER BIOS

## JARRAN REED'S NFL REGULAR SEASON DEFENSIVE STATISTICS

				TACKLES								INTERCEPTIONS						O. FUMB			ST						MISC	
DATE	TEAM	GP	GS	TK	S	A	TFL	YDS	SK	YDS	QBH	NO	YDS	LG	TD	PD	FF	FR	YDS	TK	S	A	FF	FR	S	A		
2016	Seahawks	15	6	34	13	21	1	1	1.5	3.5	4	0	0	0	0	3	0	0	0	0	0	0	0	0	0	0		
2017	Seahawks	15	15	45	23	22	4	8	1.5	7.5	8	0	0	0	0	1	1	0	0	0	0	0	0	0	0	0		
2018	Seahawks	16	16	50	34	16	12	77	10.5	74.0	24	0	0	0	0	0	0	2	2	0	0	0	0	0	0	0		
2019	Seahawks	10	10	27	10	17	0	0	2.0	19.0	8	0	0	0	0	1	1	0	0	0	0	0	0	0	0	0		
2020	Seahawks	16	16	38	20	18	5	24	6.5	35.0	14	0	0	0	0	1	1	0	0	0	0	0	0	0	0	0		
NFL TOTALS		72	63	194	100	94	22	110	22.0	139.0	58	0	0	0	0	6	3	2	2	0	0	0	0	0	0	0		



**MIKE  
REMMERS**

**TACKLE #75  
OREGON STATE**

**9TH** YEAR IN  
THE NFL

**2ND** YEAR WITH  
THE CHIEFS

HEIGHT: 6'5"  
WEIGHT: 308  
DRAFTED: FA-20  
BIRTHDAY: 4/11/89




## MIKE REMMERS' NFL REGULAR SEASON STATISTICS

DATE	TEAM	GP	GS
2012	Broncos	0	0
Went from <b>Denver</b> to <b>Tampa Bay</b> .			
2012	Buccaneers	0	0
2012	<b>TOTAL</b>	<b>0</b>	<b>0</b>
2013	Buccaneers	0	0
Went from <b>Tampa Bay</b> to <b>San Diego</b> .			
2013	Chargers	1	0
Went from <b>San Diego</b> to <b>Minnesota</b> .			
2013	Vikings	0	0
2013	<b>TOTAL</b>	<b>1</b>	<b>0</b>
2014	Panthers	5	5
2015	Panthers	16	16
2016	Panthers	16	16
2017	Vikings	11	11
2018	Vikings	16	16
2019	Giants	14	14
2020	Chiefs	13	10
<b>NFL TOTALS</b>		<b>92</b>	<b>88</b>

# UPDATED PLAYER BIOS

## MIKE REMMERS' NFL REGULAR SEASON DEFENSIVE STATISTICS

				TACKLES								INTERCEPTIONS					O. FUMB			ST					MISC		
DATE	TEAM	GP	GS	TK	S	A	TFL	YDS	SK	YDS	QBH	NO	YDS	LG	TD	PD	FF	FR	YDS	TK	S	A	FF	FR	S	A	
2012	Broncos	0	0	0	0	0	0	0	0.0	0.0	0	0	0	0	0	0	0	0	0	0	0	0	0	0	0	0	
Went from <b>Denver</b> to <b>Tampa Bay</b> .																											
2012	Buccaneers	0	0	0	0	0	0	0	0.0	0.0	0	0	0	0	0	0	0	0	0	0	0	0	0	0	0	0	
2012	TOTAL	0	0	0	0	0	0	0	0.0	0.0	0	0	0	0	0	0	0	0	0	0	0	0	0	0	0	0	
2013	Buccaneers	0	0	0	0	0	0	0	0.0	0.0	0	0	0	0	0	0	0	0	0	0	0	0	0	0	0	0	
Went from <b>Tampa Bay</b> to <b>San Diego</b> .																											
2013	Chargers	1	0	0	0	0	0	0	0.0	0.0	0	0	0	0	0	0	0	0	0	0	0	0	0	0	0	0	
Went from <b>San Diego</b> to <b>Minnesota</b> .																											
2013	Vikings	0	0	0	0	0	0	0	0.0	0.0	0	0	0	0	0	0	0	0	0	0	0	0	0	0	0	0	
2013	TOTAL	1	0	0	0	0	0	0	0.0	0.0	0	0	0	0	0	0	0	0	0	0	0	0	0	0	0	0	
2014	Panthers	5	5	0	0	0	0	0	0.0	0.0	0	0	0	0	0	0	0	0	0	0	0	0	0	0	0	0	
2015	Panthers	16	16	0	0	0	0	0	0.0	0.0	0	0	0	0	0	0	0	0	0	0	0	0	0	0	1	0	
2016	Panthers	16	16	0	0	0	0	0	0.0	0.0	0	0	0	0	0	0	0	0	0	0	0	0	0	0	1	0	
2017	Vikings	11	11	0	0	0	0	0	0.0	0.0	0	0	0	0	0	0	0	0	0	0	0	0	0	0	1	0	
2018	Vikings	16	16	0	0	0	0	0	0.0	0.0	0	0	0	0	0	0	0	0	0	0	0	0	0	0	2	0	
2019	Giants	14	14	0	0	0	0	0	0.0	0.0	0	0	0	0	0	0	0	0	0	0	0	0	0	0	0	0	
2020	Chiefs	13	10	0	0	0	0	0	0.0	0.0	0	0	0	0	0	0	0	0	0	0	0	0	0	0	0	0	
NFL TOTALS		92	88	0	0	0	0	0	0.0	0.0	0	0	0	0	0	0	0	0	0	0	0	0	0	0	5	0	




# DEMARCUS ROBINSON

**WIDE RECEIVER #11**  
**FLORIDA**

**6<sup>TH</sup>** YEAR IN THE NFL

**6<sup>TH</sup>** YEAR WITH THE CHIEFS

HEIGHT: 6'1"  
WEIGHT: 203  
DRAFTED: D4C-16  
BIRTHDAY: 9/21/94



## DEMARCUS ROBINSON'S NFL REGULAR SEASON RUSHING/RECEIVING STATISTICS

DATE	TEAM	GP	GS	RECEIVING					RUSHING				
				NO.	YDS.	AVG.	LG	TD	NO.	YDS.	AVG.	LG	TD
2016	Chiefs	16	0	0	0	0.0	0	0	0	0	0.0	0	0
2017	Chiefs	16	8	21	212	10.1	33	0	0	0	0.0	0	0
2018	Chiefs	16	5	22	288	13.1	89t	4	0	0	0.0	0	0
2019	Chiefs	16	10	32	449	14.0	44t	4	0	0	0.0	0	0
2020	Chiefs	16	8	45	466	10.4	28	3	0	0	0.0	0	0
<b>NFL TOTALS</b>		<b>80</b>	<b>31</b>	<b>120</b>	<b>1,415</b>	<b>11.8</b>	<b>89T</b>	<b>11</b>	<b>0</b>	<b>0</b>	<b>0.0</b>	<b>0</b>	<b>0</b>

## DEMARCUS ROBINSON'S NFL REGULAR SEASON RETURN STATISTICS

KICKOFF RETURNS							PUNT RETURNS					
DATE	TEAM	RET.	YDS.	AVG.	LG	TD	NO.	FC	YDS.	AVG.	LG	TD
2016	Chiefs	0	0	0.0	0	0	0	0	0	0.0	0	0
2017	Chiefs	0	0	0.0	0	0	1	1	-4	-4.0	0	0
2018	Chiefs	0	0	0.0	0	0	1	0	0	0.0	0	0
2019	Chiefs	0	0	0.0	0	0	0	0	0	0.0	0	0
2020	Chiefs	2	21	10.5	21	0	2	1	-13	-6.5	0	0
NFL TOTALS		2	21	10.5	21	0	4	2	-17	-4.3	0	0



# UPDATED PLAYER BIOS



## CHRISTIAN ROZEBOOM

LINEBACKER #46  
SOUTH DAKOTA STATE

ROOKIE

HEIGHT: 6'2"  
WEIGHT: 230  
DRAFTED: FA-21  
BIRTHDAY: 1/30/97



### CHRISTIAN ROZEBOOM'S NFL REGULAR SEASON DEFENSIVE STATISTICS

				TACKLES								INTERCEPTIONS						O. FUMB			ST					MISC		
DATE	TEAM	GP	GS	TK	S	A	TFL	YDS	SK	YDS	QBH	NO	YDS	LG	TD	PD	FF	FR	YDS	TK	S	A	FF	FR	S	A		
2020	Rams	0	0	0	0	0	0	0	0.0	0.0	0	0	0	0	0	0	0	0	0	0	0	0	0	0	0	0		
NFL TOTALS		0	0	0	0	0	0	0	0.0	0.0	0	0	0	0	0	0	0	0	0	0	0	0	0	0	0	0		



## KHALEN SAUNDERS

DEFENSIVE TACKLE #99  
WESTERN ILLINOIS

3<sup>RD</sup> YEAR IN  
THE NFL

3<sup>RD</sup> YEAR WITH  
THE CHIEFS

HEIGHT: 6'0"  
WEIGHT: 324  
DRAFTED: D3-19  
BIRTHDAY: 8/9/96



### KHALEN SAUNDERS' NFL REGULAR SEASON DEFENSIVE STATISTICS

				TACKLES								INTERCEPTIONS						O. FUMB			ST					MISC	
DATE	TEAM	GP	GS	TK	S	A	TFL	YDS	SK	YDS	QBH	NO	YDS	LG	TD	PD	FF	FR	YDS	TK	S	A	FF	FR	S	A	
2019	Chiefs	12	4	22	13	9	0	0	1.0	0.0	2	0	0	0	0	1	0	0	0	0	0	0	0	0	0	0	
2020	Chiefs	3	1	3	3	0	0	0	0.0	0.0	0	0	0	0	0	0	0	0	0	0	0	0	0	0	0	0	
NFL TOTALS		15	5	25	16	9	0	0	1.0	0.0	2	0	0	0	0	1	0	0	0	0	0	0	0	0	0	0	



# UPDATED PLAYER BIOS



## TREY SMITH

**OFFENSIVE LINEMAN #65**  
TENNESSEE

**ROOKIE**

HEIGHT: 6'6"  
WEIGHT: 335  
DRAFTED: D6-21  
BIRTHDAY: 6/16/99



## L'JARIUS SNEED

**CORNERBACK #38**  
LA TECH

**2<sup>ND</sup>** YEAR IN  
THE NFL

**2<sup>ND</sup>** YEAR WITH  
THE CHIEFS

HEIGHT: 6'1"  
WEIGHT: 193  
DRAFTED: D4-20  
BIRTHDAY: 1/21/97



### L'JARIUS SNEED'S NFL REGULAR SEASON DEFENSIVE STATISTICS

DATE	TEAM	GP	GS	TACKLES							QBH	INTERCEPTIONS					O. FUMB			ST					MISC	
				TK	S	A	TFL	YDS	SK	YDS		NO	YDS	LG	TD	PD	FF	FR	YDS	TK	S	A	FF	FR	S	A
2020	Chiefs	9	6	41	31	10	2	19	2.0	19.0	3	3	42	39	0	7	0	0	0	0	0	0	0	0	0	0
<b>NFL TOTALS</b>		<b>9</b>	<b>6</b>	<b>41</b>	<b>31</b>	<b>10</b>	<b>2</b>	<b>19</b>	<b>2.0</b>	<b>19.0</b>	<b>3</b>	<b>3</b>	<b>42</b>	<b>39</b>	<b>0</b>	<b>7</b>	<b>0</b>	<b>0</b>	<b>0</b>	<b>0</b>	<b>0</b>	<b>0</b>	<b>0</b>	<b>0</b>	<b>0</b>	<b>0</b>



## DANIEL SORENSSEN

**SAFETY #49**  
BYU

**8<sup>TH</sup>** YEAR IN  
THE NFL

**8<sup>TH</sup>** YEAR WITH  
THE CHIEFS

HEIGHT: 6'2"  
WEIGHT: 208  
DRAFTED: CFA-14  
BIRTHDAY: 5/3/90





# UPDATED PLAYER BIOS

## DANIEL SORENSEN'S NFL REGULAR SEASON DEFENSIVE STATISTICS

DATE	TEAM	GP	GS	TACKLES								INTERCEPTIONS						O. FUMB			ST				MISC		
				TK	S	A	TFL	YDS	SK	YDS	QBH	NO	YDS	LG	TD	PD	FF	FR	YDS	TK	S	A	FF	FR	S	A	
2014	Chiefs	9	0	0	0	0	0	0	0.0	0.0		0	0	0	0	0	0	0	0	7	6	1	0	0	0	0	
2015	Chiefs	16	0	16	14	2	1	7	1.0	7.0		2	0	0	0	0	2	0	0	7	6	1	0	0	0	0	
2016	Chiefs	16	1	54	47	7	4	13	1.0	8.0		3	3	48	48t	1	6	2	2	56	9	8	1	0	1	0	0
2017	Chiefs	15	14	88	66	22	5	18	1.5	14.0		7	1	3	3	0	6	0	0	0	1	1	0	0	0	0	0
2018	Chiefs	7	4	26	14	12	0	0	0.0	0.0		1	1	54	54t	1	2	0	1	0	0	0	0	0	0	0	
2019	Chiefs	16	3	52	39	13	1	7	0.0	0.0		2	2	6	6	0	4	0	0	0	5	5	0	0	0	0	0
2020	Chiefs	15	12	91	68	23	2	4	0.0	0.0		4	3	67	50t	1	5	2	0	0	0	0	0	0	0	0	0
NFL TOTALS		94	34	327	248	79	13	49	3.5	29.0		19	10	178	54T	3	25	4	3	56	29	26	3	0	1	0	0



## JUAN THORNHILL

**SAFETY #22**  
**VIRGINIA**

**3RD** YEAR IN  
THE NFL

**3RD** YEAR WITH  
THE CHIEFS

HEIGHT: 6'0"  
WEIGHT: 205  
DRAFTED: D2B-19  
BIRTHDAY: 10/19/95



## JUAN THORNHILL'S NFL REGULAR SEASON DEFENSIVE STATISTICS

				TACKLES								INTERCEPTIONS						O. FUMB			ST				MISC	
DATE	TEAM	GP	GS	TK	S	A	TFL	YDS	SK	YDS	QBH	NO	YDS	LG	TD	PD	FF	FR	YDS	TK	S	A	FF	FR	S	A
2019	Chiefs	16	16	57	41	16	0	0	0.0	0.0	0	3	46	46t	1	5	0	0	0	1	1	0	0	0	0	0
2020	Chiefs	16	8	41	33	8	0	0	0.0	0.0	1	1	20	20	0	3	0	0	0	0	0	0	0	0	0	0
NFL TOTALS		32	24	98	74	24	0	0	0.0	0.0	1	4	66	46T	1	8	0	0	0	1	1	0	0	0	0	0



## JOE THUNEY

**OFFENSIVE LINEMAN #62**  
**NORTH CAROLINA STATE**

**6TH** YEAR IN  
THE NFL

**1ST** YEAR WITH  
THE CHIEFS

HEIGHT: 6'5"  
WEIGHT: 308  
DRAFTED: FA-21  
BIRTHDAY: 11/19/92





# UPDATED PLAYER BIOS

## JOE THUNEY'S NFL REGULAR SEASON STATISTICS

DATE	TEAM	GP	GS
2016	Patriots	16	16
2017	Patriots	16	16
2018	Patriots	16	16
2019	Patriots	16	16
2020	Patriots	16	16
<b>NFL TOTALS</b>		<b>80</b>	<b>80</b>



**TOMMY TOWNSEND**

**PUNTER #5**  
**FLORIDA**

**2<sup>ND</sup>** YEAR IN  
THE NFL

**2<sup>ND</sup>** YEAR WITH  
THE CHIEFS

HEIGHT: 6'1"  
WEIGHT: 191  
DRAFTED: CFA-20  
BIRTHDAY: 11/12/96



## TOMMY TOWNSEND'S NFL REGULAR SEASON PUNTING STATISTICS

DATE	TEAM	GP	NO.	YDS.	AVG.	OPP. RET.	YDS.	NET YDS.	AVG.	TB	IN20	LG	BK
2020	Chiefs	16	52	2,339	45.0	15	119	2,100	40.4	6	20	67	0
<b>NFL TOTALS</b>		<b>16</b>	<b>52</b>	<b>2,339</b>	<b>45.0</b>	<b>15</b>	<b>119</b>	<b>2,100</b>	<b>40.4</b>	<b>6</b>	<b>20</b>	<b>67</b>	<b>0</b>



**PRINCE TEGA WANOGHO**

**TACKLE #70**  
**AUBURN**

**1<sup>ST</sup>** YEAR IN  
THE NFL

**1<sup>ST</sup>** YEAR WITH  
THE CHIEFS

HEIGHT: 6'5"  
WEIGHT: 309  
DRAFTED: FA-20  
BIRTHDAY: 11/22/97



## PRINCE TEGA WANOGHO'S NFL REGULAR SEASON STATISTICS

DATE	TEAM	GP	GS
2020	Eagles	1	0
<b>NFL TOTALS</b>		<b>1</b>	<b>0</b>



# UPDATED PLAYER BIOS



## CHARVARIUS WARD

**CORNERBACK #35**  
**MIDDLE TENNESSEE STATE**

**4<sup>TH</sup>** YEAR IN  
THE NFL

**4<sup>TH</sup>** YEAR WITH  
THE CHIEFS

HEIGHT: 6'1"  
WEIGHT: 198  
DRAFTED: T (DAL)-18  
BIRTHDAY: 5/16/96



### CHARVARIUS WARD'S NFL REGULAR SEASON DEFENSIVE STATISTICS

				TACKLES								INTERCEPTIONS					O. FUMB			ST					MISC	
DATE	TEAM	GP	GS	TK	S	A	TFL	YDS	SK	YDS	QBH	NO	YDS	LG	TD	PD	FF	FR	YDS	TK	S	A	FF	FR	S	A
2018	Chiefs	13	2	18	17	1	0	0	0.0	0.0	0	0	0	0	0	3	0	0	0	12	9	3	0	0	0	0
2019	Chiefs	16	16	74	56	18	0	0	0.0	0.0	0	2	10	10	0	11	1	0	0	0	0	0	0	0	0	0
2020	Chiefs	14	13	51	38	13	1	9	1.0	9.0	3	0	0	0	0	6	0	0	0	0	0	0	0	0	0	0
NFL TOTALS		43	31	143	111	32	1	9	1.0	9.0	3	2	10	10	0	20	1	0	0	12	9	3	0	0	0	0



## ARMANI WATTS

**SAFETY #23**  
**TEXAS A&M**

**4<sup>TH</sup>** YEAR IN  
THE NFL

**4<sup>TH</sup>** YEAR WITH  
THE CHIEFS

HEIGHT: 5'11"  
WEIGHT: 205  
DRAFTED: D4-18  
BIRTHDAY: 3/19/96



### ARMANI WATTS' NFL REGULAR SEASON DEFENSIVE STATISTICS

				TACKLES								INTERCEPTIONS						O. FUMB			ST					MISC	
DATE	TEAM	GP	GS	TK	S	A	TFL	YDS	SK	YDS	QBH	NO	YDS	LG	TD	PD	FF	FR	YDS	TK	S	A	FF	FR	S	A	
2018	Chiefs	5	0	2	1	1	1	10	1.0	10.0	2	0	0	0	0	1	0	0	0	3	2	1	0	0	0	0	
2019	Chiefs	16	0	7	5	2	1	7	1.0	7.0	1	0	0	0	0	0	0	0	0	10	8	2	0	0	0	0	
2020	Chiefs	16	1	14	12	2	0	0	0.0	0.0	0	0	0	0	0	1	0	0	0	3	3	0	0	0	0	0	
NFL TOTALS		37	1	23	18	5	2	17	2.0	17.0	3	0	0	0	0	2	0	0	0	16	13	3	0	0	0	0	



# UPDATED PLAYER BIOS



## TERSRAWN WHARTON

**DEFENSIVE TACKLE #98**  
MISSOURI S&T

**2<sup>ND</sup>** YEAR IN  
THE NFL

**2<sup>ND</sup>** YEAR WITH  
THE CHIEFS

HEIGHT: 6'4"  
WEIGHT: 255  
DRAFTED: CFA-20  
BIRTHDAY: 6/25/98



### TERSRAWN WHARTON'S NFL REGULAR SEASON DEFENSIVE STATISTICS

DATE	TEAM	GP	GS	TACKLES							INTERCEPTIONS							O. FUMB			ST				MISC	
				TK	S	A	TFL	YDS	SK	YDS	QBH	NO	YDS	LG	TD	PD	FF	FR	YDS	TK	S	A	FF	FR	S	A
2020	Chiefs	16	1	27	14	13	4	13	2.0	13.0	4	0	0	0	0	0	1	1	-3	0	0	0	0	0	0	0
<b>NFL TOTALS</b>		<b>16</b>	<b>1</b>	<b>27</b>	<b>14</b>	<b>13</b>	<b>4</b>	<b>13</b>	<b>2.0</b>	<b>13.0</b>	<b>4</b>	<b>0</b>	<b>0</b>	<b>0</b>	<b>0</b>	<b>0</b>	<b>1</b>	<b>1</b>	<b>-3</b>	<b>0</b>	<b>0</b>	<b>0</b>	<b>0</b>	<b>0</b>	<b>0</b>	<b>0</b>



## DARREL WILLIAMS

**RUNNING BACK #31**  
LSU

**4<sup>TH</sup>** YEAR IN  
THE NFL

**4<sup>TH</sup>** YEAR WITH  
THE CHIEFS

HEIGHT: 5'11"  
WEIGHT: 224  
DRAFTED: CFA-18  
BIRTHDAY: 4/15/95



### DARREL WILLIAMS' NFL REGULAR SEASON RUSHING/RECEIVING STATISTICS

DATE	TEAM	GP	GS	RUSHING						RECEIVING				
				NO.	YDS.	AVG.	LG	TD		NO.	YDS.	AVG.	LG	TD
2018	Chiefs	6	0	13	44	3.4	8	0		3	27	9.0	11t	1
2019	Chiefs	12	0	41	141	3.4	41	3		15	167	11.1	52	1
2020	Chiefs	16	0	39	169	4.3	13t	1		18	116	6.4	15	0
<b>NFL TOTALS</b>		<b>34</b>	<b>0</b>	<b>93</b>	<b>354</b>	<b>3.8</b>	<b>41</b>	<b>4</b>		<b>36</b>	<b>310</b>	<b>8.6</b>	<b>52</b>	<b>2</b>



# UPDATED PLAYER BIOS



## DARRYL WILLIAMS

**OFFENSIVE LINEMAN #64**  
**MISSISSIPPI STATE**

**1<sup>ST</sup>** YEAR IN  
THE NFL

**1<sup>ST</sup>** YEAR WITH  
THE CHIEFS

HEIGHT: 6'3"  
WEIGHT: 310  
DRAFTED: CFA-20  
BIRTHDAY: 6/10/97



### DARRYL WILLIAMS' NFL REGULAR SEASON STATISTICS

DATE	TEAM	GP	GS
2020	Chiefs	0	0
<b>NFL TOTALS</b>		<b>0</b>	<b>0</b>



## JAMES WINCHESTER

**LONG SNAPPER #41**  
**OKLAHOMA**

**7<sup>TH</sup>** YEAR IN  
THE NFL

**7<sup>TH</sup>** YEAR WITH  
THE CHIEFS

HEIGHT: 6'3"  
WEIGHT: 240  
DRAFTED: FA-15  
BIRTHDAY: 8/6/89



### JAMES WINCHESTER'S NFL REGULAR SEASON STATISTICS

DATE	TEAM	GP
2015	Chiefs	16
2016	Chiefs	16
2017	Chiefs	16
2018	Chiefs	16
2019	Chiefs	16
2020	Chiefs	16
<b>NFL TOTALS</b>		<b>96</b>



# UPDATED PLAYER BIOS



## ANDREW WYLIE

**GUARD #77**  
**EASTERN MICHIGAN**

**4<sup>TH</sup>** YEAR IN  
THE NFL

**5<sup>TH</sup>** YEAR WITH  
THE CHIEFS

HEIGHT: 6'6"  
WEIGHT: 309  
DRAFTED: FA-17  
BIRTHDAY: 8/19/94



### ANDREW WYLIE'S NFL REGULAR SEASON STATISTICS

DATE	TEAM	GP	GS
2017	Colts	0	0
2017	Browns	0	0
2017	Chargers	0	0
2017	Chiefs	0	0
2017	<b>TOTAL</b>	<b>0</b>	<b>0</b>
2018	Chiefs	16	10
2019	Chiefs	11	11
2020	Chiefs	14	14
<b>NFL TOTALS</b>		<b>41</b>	<b>35</b>

Went from **Indianapolis** to **Cleveland**.

Went from **Cleveland** to **L.A. Chargers**.

Went from **L.A. Chargers** to **Kansas City**.



# ***ALL-TIME RECORDS***





# REGULAR INDIVIDUAL

## Service

### Most Seasons, Active Players

15 Jerrel Wilson	1963-77
15 Dustin Colquitt	2005-19
14 Len Dawson	1962-75
14 Ed Budde	1963-76
14 Nick Lowery	1980-93
14 Will Shields	1993-06
13 Jim Tyrer	1961-73
13 Buck Buchanan	1963-75
13 Emmitt Thomas	1966-78
13 Jan Stenerud	1967-79
13 Jack Rudnay	1970-82
13 John Alt	1984-96
13 Derrick Johnson	2005-17
12 Johnny Robinson	1960-71
12 Dave Hill	1963-74
12 Bobby Bell	1963-74
12 Mike Livingston	1968-79
12 Henry Marshall	1976-87
12 Tony Gonzalez	1997-08
12 Tamba Hali	2006-17

### Most Games Played, Career (All 175+)

238 Dustin Colquitt	2005-19
224 Will Shields	1993-06
212 Nick Lowery	1980-93
203 Jerrel Wilson	1963-77
190 Tony Gonzalez	1997-08
186 Jan Stenerud	1967-79
183 Len Dawson	1962-75
183 Buck Buchanan	1963-75
182 Derrick Johnson	2005-17
181 Emmitt Thomas	1966-78
180 Jim Tyrer	1961-73
179 John Alt	1984-96
178 Jack Rudnay	1970-82
177 Ed Budde	1963-76
177 Tamba Hali	2006-17

### Most Games Started, Career (Since 1968)

223 Will Shields	1993-06
174 Tony Gonzalez	1997-08
171 Jack Rudnay	1970-82
169 Derrick Johnson	2005-17
164 Tim Grunhard	1990-00
*158 Len Dawson (*Since 1962)	1962-75
157 Derrick Thomas	1989-99
157 Tamba Hali	2006-17

### Most Starts, Rookie, Season

16 Sylvester Hicks	1978
16 Art Still	1978
16 Dave Lutz	1983
16 Kevin Ross	1984
16 Dino Hackett	1986
16 Derrick Thomas	1989
16 Greg Wesley	2000
16 Derrick Johnson	2005
16 Tamba Hali	2006
16 Brandon Carr	2008
16 Glenn Dorsey	2008
16 Eric Berry	2010
16 Dontari Poe	2012
16 Marcus Peters	2015

16 Kareem Hunt 2017

16 Juan Thornhill 2019

### Most Consecutive Games Played, Career

224 Will Shields	Sept. 5, 1993 - Dec. 31, 2006
186 Jan Stenerud	Sept. 9, 1967 - Dec. 16, 1979
184 Dustin Colquitt	Nov. 9, 2008 - Dec. 29, 2019
180 Jim Tyrer	Sept. 10, 1961 - Dec. 2, 1973
168 Bobby Bell	Sept. 7, 1963 - Dec. 14, 1974
166 Buck Buchanan	Sept. 7, 1963 - Dec. 1, 1974

### Most Consecutive Games Started (Since 1968)

223 Will Shields	Sept. 12, 1993 - Dec. 31, 2006
144 Emmitt Thomas	Sept. 28, 1968 - Oct. 15, 1978
134 Jim Lynch	Sept. 9, 1968 - Nov. 6, 1977
120 Tim Grunhard	Sept. 5, 1993 - Oct. 29, 2000
120 Tony Gonzalez	Sept. 19, 1999 - Nov. 12, 2006

### Most Consecutive Games Started To Begin Career

101 Gary Barbaro	1976-82
64 Brandon Carr	2008-11
51 Art Still	1978-81
41 Tamba Hali	2006-08
37 Greg Wesley	2000-02

### Most Games Started, Quarterback, Career

158 Len Dawson	1962-75
88 Trent Green	2001-06
77 Bill Kenney	1979-88
76 Alex Smith	2013-17
75 Mike Livingston	1968-79
52 Steve DeBerg	1988-91

### Most Consecutive Games Started, Quarterback

81 Trent Green	Sept. 9, 2001 - Sept. 10, 2006
44 Len Dawson	Oct. 31, 1965 - Nov. 3, 1968
35 Steve DeBerg	Nov. 26, 1989 - Dec. 8, 1991
28 Steve Bono	Sept. 3, 1995 - Nov. 24, 1996
28 Elvis Grbac	Dec. 26, 1998 - Nov. 19, 2000
28 Len Dawson	Sept. 8, 1962 - Nov. 8, 1963

### Most Consecutive Seasons Starting Every Game, QB

5 Trent Green	2001-05
2 Len Dawson	1966-67

## Scoring

### Most Points, Career (All 400+)

1,466 Nick Lowery	1980-93
1,231 Jan Stenerud	1967-79
549 Harrison Butker	2017-20
517 Ryan Succop	2009-13
500 Priest Holmes	2001-07
462 Tony Gonzalez	1997-08
442 Pete Stoyanovich	1996-00

### Most Seasons, 100 or More Points

11 Nick Lowery	1981, '83-86, '88-93
5 Jan Stenerud	1967-71
4 Ryan Succop	2009-10, '12-13
4 Harrison Butker	2017-20
3 Pete Stoyanovich	1997-99
3 Lawrence Tynes	2004-06
3 Cairo Santos	2014-16
2 Lin Elliott	1994-95
2 Morten Andersen	2002-03
2 Priest Holmes	2002-03
2 Larry Johnson	2005-06
1 Jack Spikes	1960
1 Abner Haynes	1962
1 Todd Peterson	2001

# REGULAR INDIVIDUAL

1 Tyreek Hill	2020
<b>Most Points, Season (All 125+)</b>	
162 Priest Holmes	2003
147 Harrison Butker	2019
144 Priest Holmes	2002
142 Harrison Butker	2017
139 Nick Lowery	1990
137 Harrison Butker	2018
129 Jan Stenerud	1968
129 Cairo Santos	2015
129 Cairo Santos	2016
126 Larry Johnson	2005
125 Lawrence Tynes	2005
<b>Most Points, Non-Kickers, Rookie, Season</b>	
72 Abner Haynes	1960
72 Tyreek Hill	2016
66 Billy Jackson	1981
66 Kareem Hunt	2017
48 Johnny Robinson	1960
48 Mike Garrett	1966
<b>Most Points, Kickers, Rookie, Season</b>	
142 Harrison Butker	2017
113 Cairo Santos	2014
108 Jan Stenerud	1967
104 Jack Spikes	1960
104 Ryan Succop	2009
<b>Most Points, Game</b>	
30 Abner Haynes vs. Oakland	Nov. 26, 1961
30 Jamaal Charles at Oakland	Dec. 15, 2013
24 Frank Jackson vs. Denver	Dec. 10, 1961
24 Abner Haynes vs. Boston	Sept. 8, 1962
24 Frank Jackson at San Diego	Dec. 13, 1964
24 Bert Coan at Denver	Oct. 23, 1966
24 Priest Holmes at Cleveland	Sept. 8, 2002
24 Priest Holmes vs. Atlanta	Oct. 24, 2004
24 Derrick Blaylock vs. Atlanta	Oct. 24, 2004
24 Larry Johnson vs. Seattle	Oct. 29, 2006
<b>Most Touchdowns, Career</b>	
83 Priest Holmes (76 rush, 7 rec.)	2001-07
76 Tony Gonzalez (0 rush, 76 rec.)	1997-08
64 Jamaal Charles (43 rush, 20 rec., 1 KR)	2008-16
61 Larry Johnson (55 rush, 6 rec.)	2003-09
60 Otis Taylor (3 rush, 57 rec.)	1965-75
58 Abner Haynes (39 rush, 17 rec., 1 KR, 1 fum.)	1960-64
58 Tyreek Hill (6 rush, 47 rec. 1 KR, 4 PR)	2016-20
<b>Most Touchdowns, Season</b>	
27 Priest Holmes (27 rush, 0 rec.)	2003
24 Priest Holmes (21 rush, 3 rec.)	2002
21 Larry Johnson (20 rush, 1 rec.)	2005
19 Abner Haynes (13 rush, 6 rec.)	1962
19 Larry Johnson (17 rush, 2 rec.)	2006
19 Jamaal Charles (12 rush, 7 rec.)	2013
<b>Most Touchdowns, Rookie, Season</b>	
12 Abner Haynes (9 rush, 3 rec.)	1960
12 Tyreek Hill (3 rush, 6 rec., 2 PR, 1 KR)	2016
11 Billy Jackson (10 rush, 1 rec.)	1981
11 Kareem Hunt (8 rush, 3 rec.)	2017
8 Johnny Robinson (4 rush, 4 rec.)	1960
8 Mike Garrett (6 rush, 1 rec., 1 PR)	1966
<b>Most Touchdowns, Game</b>	
5 Abner Haynes vs. Oakland	Nov. 26, 1961
5 Jamaal Charles at Oakland	Dec. 15, 2013
4 Frank Jackson vs. Denver	Dec. 10, 1961
4 Abner Haynes vs. Boston	Sept. 8, 1962

4 Frank Jackson at San Diego	Dec. 13, 1964
4 Bert Coan at Denver	Oct. 23, 1966
4 Priest Holmes at Cleveland	Sept. 8, 2002
4 Priest Holmes vs. Atlanta	Oct. 24, 2004
4 Derrick Blaylock vs. Atlanta	Oct. 24, 2004
4 Larry Johnson vs. Seattle	Oct. 29, 2006
3 43 times;	
Last, Tyreek Hill at Tampa Bay	Nov. 29, 2020
<b>Most Consecutive Games Scoring Touchdowns</b>	
11 Priest Holmes	2002
9 Larry Johnson	2006
8 Priest Holmes	2003-04
8 Larry Johnson	2004-05
8 Kareem Hunt	2018
7 Marcus Allen	1993
7 Priest Holmes	2004-05
7 Larry Johnson	2005
7 Dwayne Bowe	2010
7 Jamaal Charles	2013
<b>Most Points After TD Attempted, Career</b>	
483 Nick Lowery	1980-93
409 Jan Stenerud	1967-79
199 Harrison Butker	2017-20
164 Pete Stoyanovich	1996-00
160 Ryan Succop	2009-13
149 Tommy Brooker	1962-66
<b>Most Points After TD Attempted, Season</b>	
69 Harrison Butker	2018
60 Lawrence Tynes	2004
59 Morten Andersen	2003
54 Harrison Butker	2020
52 Ryan Succop	2013
51 Morten Andersen	2002
48 Harrison Butker	2019
46 Tommy Brooker	1964
<b>Most Points After TD Attempted, Game</b>	
8 Tommy Brooker at Denver	Sept. 7, 1963
8 Mike Mercer at Denver	Oct. 23, 1966
8 Lawrence Tynes vs. Atlanta	Oct. 24, 2004
8 Ryan Succop at Oakland	Dec. 15, 2013
<b>Most Points After TD Made, Career</b>	
479 Nick Lowery	1980-93
394 Jan Stenerud	1967-79
186 Harrison Butker	2017-20
163 Pete Stoyanovich	1996-00
160 Ryan Succop	2009-13
149 Tommy Brooker	1962-66
<b>Most Points After TD Made, Season</b>	
65 Harrison Butker	2018
58 Morten Andersen	2003
58 Lawrence Tynes	2004
52 Ryan Succop	2013
51 Morten Andersen	2002
48 Harrison Butker	2020
46 Tommy Brooker	1964
<b>Most Points After TD Made, Game</b>	
8 Tommy Brooker at Denver	Sept. 7, 1963
8 Mike Mercer at Denver	Oct. 23, 1966
8 Lawrence Tynes vs. Atlanta	Oct. 24, 2004
8 Ryan Succop at Oakland	Dec. 15, 2013
7 Cotton Davidson vs. Denver	Dec. 10, 1961
7 T. Brooker at N.Y. Titans	Nov. 11, 1962
7 Jack Spikes vs. Denver	Dec. 8, 1963
7 Tommy Brooker vs. Houston	Nov. 28, 1965

# REGULAR INDIVIDUAL

7 Morten Andersen vs. Arizona	Dec. 1, 2002
7 Morten Andersen vs. St. Louis	Dec. 8, 2002
7 Lawrence Tynes at Tennessee	Dec. 13, 2004
<b>Most Consecutive Points After TD</b>	
197 Nick Lowery	1983-89
160 Ryan Succop	2009-13
155 Jan Stenerud	1968-73
149 Tommy Brooker	1962-66
<b>Highest Point After Percentage, Career (100 PATs)</b>	
100.00 Ryan Succop (160-160)	2009-13
100.00 Tommy Brooker (149-149)	1962-66
99.39 Pete Stoyanovich (163-164)	1996-00
99.17 Nick Lowery (479-483)	1980-93
99.09 Morten Andersen (109-110)	2002-03
97.16 Lawrence Tynes (137-141)	2004-06
<b>Most Field Goals Attempted, Career</b>	
436 Jan Stenerud	1967-79
410 Nick Lowery	1980-93
147 Ryan Succop	2009-13
134 Harrison Butker	2017-20
115 Pete Stoyanovich	1996-00
105 Cairo Santos	2014-17
<b>Most Field Goals Attempted, Season</b>	
44 Jan Stenerud	1971
42 Jan Stenerud	1970
42 Harrison Butker	2017
40 Jan Stenerud	1968
<b>Most Field Goals Attempted, Game</b>	
7 Cairo Santos at Cincinnati	October 4, 2015
7 Jan Stenerud vs. Buffalo	Dec. 19, 1971
6 Tommy Brooker vs. San Diego	Dec. 16, 1962
6 Jan Stenerud	6 times
Last; at Washington	Oct. 10, 1976
6 Todd Peterson vs. Denver	Dec. 16, 2001
6 Ryan Succop at New Orleans	Sept. 23, 2012
6 Harrison Butker vs. Miami	Dec. 24, 2017
<b>Most Seasons Leading League, Field Goals Made</b>	
3 Jan Stenerud	1967, '70, '75
<b>Most Field Goals Made, Career</b>	
329 Nick Lowery	1980-93
279 Jan Stenerud	1967-79
121 Harrison Butker	2017-20
119 Ryan Succop	2009-13
93 Pete Stoyanovich	1996-00
89 Cairo Santos	2014-17
<b>Most Field Goals Made, Season</b>	
38 Harrison Butker	2017
34 Nick Lowery	1990
34 Harrison Butker	2019
31 Cairo Santos	2016
30 Jan Stenerud	1968, '70
30 Cairo Santos	2015
28 Ryan Succop	2012
<b>Most Field Goals Made, Rookie, Season</b>	
38 Harrison Butker	2017
25 Ryan Succop	2009
25 Cairo Santos	2014
21 Jan Stenerud	1967
13 Jack Spikes	1960
12 Tommy Brooker	1962
<b>Most Field Goals Made, Game</b>	
7 Cairo Santos at Cincinnati	Oct. 5, 2015
6 Ryan Succop at New Orleans	Sept. 23, 2012
5 Jan Stenerud	3 times

Last; vs. Buffalo	Dec. 19, 1971
5 Nick Lowery	4 times
Last; vs. Denver	Sept. 20, 1993
5 Ryan Succop vs. Minnesota	Oct. 2, 2011
5 Cairo Santos at Denver	Nov. 15, 2015
5 Harrison Butker	4 times
Last; vs. Denver	Dec. 6, 2020
4 Tommy Brooker vs. San Diego	Dec. 16, 1962
4 Mike Mercer at N.Y. Jets	Nov. 27, 1966
4 Lin Elliott vs. Seattle	Dec. 24, 1995
4 Jan Stenerud	10 times
4 Nick Lowery	8 times
4 Pete Stoyanovich	2 times
4 Todd Peterson vs. Denver	Dec. 16, 2001
4 Lawrence Tynes	2 times
Last; vs. Denver	Nov. 23, 2006
4 Nick Novak vs. Denver	Sept. 28, 2008
4 Ryan Succop	4 times
Last; at Tennessee	Oct. 6, 2013
4 Cairo Santos	5 times
Last; at Carolina	Nov. 13, 2016
4 Harrison Butker	5 times
Last; at Tennessee	Nov. 10, 2019
<b>Most Consecutive Games Scoring Field Goals</b>	
16 Harrison Butker	2019-20
15 Lawrence Tynes	2004-05
14 Jan Stenerud	1970
14 Harrison Butker	2017-18
12 Pete Stoyanovich	1997-98
11 Jan Stenerud	1968-69
11 Jan Stenerud	1971-72
11 Nick Lowery	1985-86
11 Morten Andersen	2002
<b>Most Consecutive Games Scoring Field Goals, Single Season</b>	
14 Jan Stenerud	1970
14 Harrison Butker	2019
13 Harrison Butker	2017
12 Lawrence Tynes	2005
11 Morten Andersen	2002
<b>Most Consecutive Field Goals Made</b>	
23 Harrison Butker	2017
22 Pete Stoyanovich	1997-98
22 Ryan Succop	2011
21 Nick Lowery	1990
21 Nick Lowery	1991
16 Jan Stenerud	1969
16 Harrison Butker	2019-20
<b>Longest Field Goal</b>	
58 Nick Lowery at Washington	Sept. 18, 1983
58 Nick Lowery vs. L.A. Raiders	Sept. 12, 1985
58 Harrison Butker at L.A. Chargers	Sept. 20, 2020
58 Harrison Butker at L.A. Chargers	Sept. 20, 2020
57 Nick Lowery vs. Seattle	Sept. 14, 1980
56 Harrison Butker at Chicago	Dec. 22, 2019
55 Jan Stenerud at Denver	Oct. 4, 1970
55 Harrison Butker vs. Carolina	Nov. 8, 2020
54 Jan Stenerud at Houston	Sept. 9, 1967
54 Jan Stenerud at Denver	Oct. 5, 1969
54 Jan Stenerud at San Francisco	Dec. 6, 1971
54 Nick Lowery vs. L.A. Raiders	Nov. 6, 1983
54 Nick Lowery at Detroit	Nov. 26, 1987
54 Pete Stoyanovich vs. Denver	Nov. 16, 1997



54 Ryan Succop vs. Minnesota	Oct. 2, 2011
54 Cairo Santos at Houston	Sept. 18, 2016
54 Harrison Butker at Seattle	Dec. 23, 2018
54 Harrison Butker vs. Minnesota	Nov. 3, 2019
<b>Highest Field Goal Percentage, Career (100 Attempts)</b>	
90.3 Harrison Butker (121-134)	2017-20
84.8 Cairo Santos (89-105)	2014-17
81.0 Ryan Succop (119-147)	2009-13
80.9 Pete Stoyanovich (93-115)	1996-00
80.2 Nick Lowery (329-410)	1980-93
64.0 Jan Stenerud (279-436)	1967-79
<b>Highest Field Goal Percentage, Season</b>	
96.3 Pete Stoyanovich (26-27)	1997
92.6 Harrison Butker (25-27)	2020
91.9 Nick Lowery (34-37)	1990
91.6 Nick Lowery (22-24)	1992
90.5 Harrison Butker (38-42)	2017
89.5 Harrison Butker (34-38)	2019
88.9 Nick Lowery (24-27)	1985
88.9 Harrison Butker (24-27)	2018
<b>Highest Field Goal Percentage, Career At Arrowhead</b>	
88.1 Pete Stoyanovich (52-59)	1996-00
87.1 Harrison Butker (61-70)	2017-20
85.6 Nick Lowery (179-209)	1980-93
82.4 Ryan Succop (61-74)	2009-13
79.2 Cairo Santos (38-48)	2014-17
<b>Attempts Less Than 40 Yards, Season (15 Attempts)</b>	
23-26 Cairo Santos	2016
24-25 Harrison Butker	2017
21-21 Nick Lowery	1991
20-20 Pete Stoyanovich	1998
16-20 Ryan Succop	2012
18-19 Harrison Butker	2019
18-18 Harrison Butker	2020
17-18 Cairo Santos	2014
17-18 Cairo Santos	2015
17-17 Ryan Succop	2009
16-16 Morten Andersen	2002
16-16 Harrison Butker	2018
15-16 Ryan Succop	2013
14-15 Ryan Succop	2011
<b>Most Field Goals, No Misses, Game</b>	
7 Cairo Santos at Cincinnati	Oct. 4, 2015
6 Ryan Succop at New Orleans	Sept. 23, 2012
5 Jan Stenerud at Buffalo	Nov. 2, 1969
5 Jan Stenerud vs. Buffalo	Dec. 7, 1969
5 Nick Lowery vs. L.A. Raiders	Sept. 12, 1985
5 Nick Lowery at Chicago	Dec. 29, 1990
5 Nick Lowery vs. Denver	Sept. 20, 1993
5 Ryan Succop vs. Minnesota	Oct. 2, 2011
5 Harrison Butker at Houston	Oct. 8, 2017
5 Harrison Butker vs. Denver	Oct. 30, 2017
5 Harrison Butker vs. Denver	Dec. 6, 2020
<b>Most Field Goals, 50 or More Yards, Career</b>	
20 Nick Lowery	1980-93
13 Harrison Butker	2017-20
12 Jan Stenerud	1967-79
9 Ryan Succop	2009-13
7 Cairo Santos	2014-16
6 Lawrence Tynes	2004-06
5 Pete Stoyanovich	1996-99
<b>Most Field Goals, 50 or More Yards, Season</b>	
4 Nick Lowery	1980
4 Cairo Santos	2015

4 Harrison Butker	2017, '20
3 Nick Lowery	1985, '88
3 Ryan Succop	2011
3 Harrison Butker	2019
2 Pete Stoyanovich	1997, '98
2 Lawrence Tynes	2004, 2005, 2006
2 Ryan Succop	2009, '12
2 Cairo Santos	2016
2 Harrison Butker	2018
<b>Most Field Goals, 50 or More Yards, Game</b>	
2 Nick Lowery vs. Seattle	Sept. 14, 1980
2 Nick Lowery at New Orleans	Sept. 8, 1985
2 Nick Lowery at Detroit	Nov. 26, 1987
2 Lawrence Tynes at Miami	Oct. 21, 2005
2 Ryan Succop vs. Minnesota	Oct. 2, 2011
2 Cairo Santos at Cincinnati	Oct. 4, 2015
2 Harrison Butker at L.A. Chargers	Sept. 20, 2020
<b>Most Defensive Touchdowns, Career</b>	
8 Bobby Bell (6 INTs, 2 FRs)	1963-74
5 Emmitt Thomas (5 INTs)	1966-78
5 Jim Kearney (5 INTs)	1967-75
5 Eric Berry (5 INTs)	2010-16
4 Lloyd Burruss (4 INTs)	1981-91
4 Derrick Thomas (4 FRs)	1989-99
4 James Hasty (3 INTs, 1 FR)	1995-99
4 Derrick Johnson (4 INTs)	2005-16
<b>Most Defensive Touchdowns, Season</b>	
4 Jim Kearney (4 INTs)	1972
3 David Webster (2 INTs, 1 FR)	1960
3 Lloyd Burruss (3 INTs)	1986
3 Charles Mincy (2 INTs, 1 FR)	1992
3 Mark McMillian (3 INTs)	1997
<b>Most Defensive Touchdowns, Game</b>	
2 Jim Kearney at Denver	Oct. 1, 1972
2 Lloyd Burruss vs. San Diego	Oct. 19, 1986
2 Cris Dishman at Oakland	Nov. 28, 1999
2 Derrick Johnson at Denver	Jan. 3, 2010
<b>Most Special Teams Touchdowns, Career</b>	
11 Dante Hall (5 PRs, 6 KORs)	2000-06
8 Tamarick Vanover (4 PRs, 4 KORs)	1995-99
5 Tyreek Hill (4 PRs, 1 KOR)	2016-20
4 J.T. Smith (4 PRs)	1978-84
3 Dexter McCluster (3 PRs)	2010-13
2 Six players tied	
<b>Most Special Teams Touchdowns, Season</b>	
4 Dante Hall (2 PRs, 2 KRs)	2003
3 Tamarick Vanover (2 KRs, 1 PR)	1995
3 Dante Hall (2 PRs, 1 KR)	2002
3 Tyreek Hill (2 PRs, 1 KR)	2016
2 J.T. Smith (2 PRs)	1979
2 J.T. Smith (2 PRs)	1980
2 Paul Palmer (2 KRs)	1987
2 Dale Carter (2 PRs)	1992
2 Dante Hall (2 KRs)	2004
2 Dexter McCluster (2 PRs)	2013
<b>Most Safeties, Career</b>	
3 Derrick Thomas	1989-98
2 Bill Maas	1984-92
2 Dan Saleaumua	1989-96
2 Joe Phillips	1992-97
1 Buck Buchanan	1963-75
1 Willie Lanier	1967-77
1 John Lohmeyer	1973, '75-77
1 Ed Beckman	1977-84

# REGULAR INDIVIDUAL

1	Dino Hackett	1986-92
1	Albert Lewis	1983-93
1	Rob McGovern	1989-90
1	Bernard Pollard	2006-08
1	Tamba Hali	2006-16
1	Justin Houston	2011-18
1	D.J. Alexander	2015-16
1	Chris Jones	2016-20

## Most Safeties, Season

1	Buck Buchanan	1968
1	Willie Lanier	1974
1	John Lohmeyer	1976
1	Ed Beckman	1978
1	Dino Hackett	1988
1	Albert Lewis	1988
1	Bill Maas	1988, '90
1	Rob McGovern	1989
1	Dan Saleaumua	1991, '96
1	Derrick Thomas	1994, '97, '98
1	Joe Phillips	1997
1	Bernard Pollard	2007
1	Tamba Hali	2009
1	Justin Houston	2012
1	D.J. Alexander	2015
1	Chris Jones	2020

## Most Two-Point Conversions, Career

4	Travis Kelce	2013-20
3	Tony Gonzalez	1997-08
2	Bo Dickinson	1960-61
2	Curtis McClinton	1962-69
2	Jerrel Wilson	1963-77
2	Reg Carolan	1964-68
2	Trent Green	2001-06
2	Eddie Kennison	2001-07

## Most Two-Point Conversions, Season

2	Bo Dickinson	1961
2	Travis Kelce	2015

## Most Two-Point Conversion Passes, Career

8	Len Dawson	1962-75
4	Trent Green	2001-06
4	Alex Smith	2013-17
2	Randy Duncan	1961
2	Elvis Grbac	1997-00

## Rushing

### Most Seasons Leading League in Rushing

1	Abner Haynes	1960
1	Christian Okoye	1989
1	Priest Holmes	2001
1	Kareem Hunt	2017

### Most Rushing Attempts, Career

1,375	Larry Johnson	2003-09
1,332	Jamaal Charles	2008-16
1,321	Priest Holmes	2001-07
1,246	Christian Okoye	1987-92
1,157	Ed Podolak	1969-77

### Most Rushing Attempts, Season

*416	Larry Johnson	2006
370	Christian Okoye	1989
336	Larry Johnson	2005
327	Priest Holmes	2001
320	Priest Holmes	2003

\*NFL RECORD

### Most Rushing Attempts, Consecutive Seasons

752	Larry Johnson (336, 416)	2005-06
640	Priest Holmes (327, 313)	2001-02
633	Priest Holmes (313, 320)	2002-03
615	Christian Okoye (370, 245)	1989-90
574	Larry Johnson (416, 158)	2006-07

### Most Rushing Attempts, Rookie, Season

272	Kareem Hunt	2017
234	Joe Delaney	1981
181	Clyde Edwards-Helaire	2020
174	Robert Holmes	1968
157	Christian Okoye	1987
156	Abner Haynes	1960

### Most Rushing Attempts, Game

39	Larry Johnson vs. Seattle	Oct. 29, 2006
38	Christian Okoye at Green Bay	Dec. 10, 1989
37	Christian Okoye vs. Seattle	Nov. 5, 1989
36	Larry Johnson at Houston	Nov. 20, 2005
35	Barry Word vs. L.A. Raiders	Dec. 22, 1991

### Most Rushing Yards, Career

7,260	Jamaal Charles	2008-16
6,070	Priest Holmes	2001-07
6,015	Larry Johnson	2003-09
4,897	Christian Okoye	1987-92
4,451	Ed Podolak	1969-77

### Most Rushing Yards, Season (All 1,000+)

1,789	Larry Johnson	2006
1,750	Larry Johnson	2005
1,615	Priest Holmes	2002
1,555	Priest Holmes	2001
1,509	Jamaal Charles	2012
1,480	Christian Okoye	1989
1,467	Jamaal Charles	2010
1,420	Priest Holmes	2003
1,327	Kareem Hunt	2017
1,287	Jamaal Charles	2013
1,121	Joe Delaney	1981
1,120	Jamaal Charles	2009
1,087	Mike Garrett	1967
1,053	Tony Reed	1978
1,049	Abner Haynes	1962
1,033	Jamaal Charles	2014
1,031	Christian Okoye	1991
1,015	Barry Word	1990

### Most Rushing Yards, Consecutive Seasons

3,539	Larry Johnson (1,750, 1,789)	2005-06
3,170	Priest Holmes (1,555, 1,615)	2001-02
3,035	Priest Holmes (1,615, 1,420)	2002-03
2,796	Jamaal Charles (1,509, 1,287)	2012-13
2,348	Larry Johnson (1,789, 559)	2006-07

### Most Rushing Yards, Rookie, Season

1,327	Kareem Hunt	2017
1,121	Joe Delaney	1981
875	Abner Haynes	1960
866	Robert Holmes	1968
803	Clyde Edwards-Helaire	2020
801	Mike Garrett	1966

### Most Rushing Yards, Game (All 200+)

259	Jamaal Charles at Denver	Jan. 3, 2010
233	Jamaal Charles at New Orleans	Sept. 23, 2012
226	Jamaal Charles vs. Indianapolis	Dec. 23, 2012
211	Larry Johnson at Houston	Nov. 20, 2005
201	Larry Johnson vs. Cincinnati	Jan. 1, 2006
200	Barry Word at Detroit	Oct. 14, 1990

### Most Rushing Yards, Rookie, Game (All 150+)

193 Joe Delaney vs. Houston	Nov. 15, 1981
172 Kareem Hunt at Los Angeles Chargers	Sept. 24, 2017
161 Mike Garrett at San Diego	Dec. 18, 1966
161 Clyde Edwards-Helaire at Buffalo	Oct. 19, 2020
158 Robert Holmes at Cincinnati	Nov. 10, 1968
157 Abner Haynes at N.Y. Titans	Nov. 24, 1960
155 Kareem Hunt vs. Los Angeles Chargers	Dec. 16, 2017
150 Kolby Smith vs. Oakland	Nov. 25, 2007
<b>Most Rushing Yards, Consecutive Games (All 300+)</b>	
361 (102, 259) J. Charles	Dec. 27, 2009 - Jan. 3, 2010
343 (132, 211) Larry Johnson	Nov. 13-20, 2005
332 (131, 201) L. Johnson	Dec. 24, 2005 - Jan. 1, 2006
330 (211, 119) Larry Johnson	Nov. 20-27, 2005
327 (155, 172) Larry Johnson	Oct. 29 - Nov. 5, 2006
321 (233, 88) Jamaal Charles	Sept. 23-30, 2012
319 (121, 198) Larry Johnson	Sept. 21-28, 2008
311 (154, 157) Larry Johnson	Nov. 19-23, 2006
310 (197, 113) Priest Holmes	Nov. 24 - Dec. 1, 2002
310 (143, 167) Larry Johnson	Dec. 11-17, 2005
301 (104, 197) Priest Holmes	Nov. 17-24, 2002
<b>Most Rushing Yards vs. One Opponent, Season</b>	
327 (172, 155) Kareem Hunt vs. Los Angeles Chargers	2017
315 (56, 259) Jamaal Charles vs. Denver	2009
289 (154, 135) Larry Johnson vs. Oakland	2006
283 (126, 157) Larry Johnson vs. Denver	2006
282 (156, 126) Christian Okoye vs. Seattle	1989
<b>Most Games, 100 or More Rushing Yards, Career</b>	
30 Larry Johnson	2003-09
24 Priest Holmes	2001-07
23 Jamaal Charles	2008-16
14 Christian Okoye	1987-92
13 Abner Haynes	1960-65
<b>Most Games, 100 or More Rushing Yards, Season</b>	
11 Larry Johnson	2006
10 Larry Johnson	2005
9 Priest Holmes	2002
8 Christian Okoye	1989
7 Priest Holmes	2001
7 Jamaal Charles	2012
<b>Most Games, 100 or More Rushing Yards, Rookie, Season</b>	
6 Kareem Hunt	2017
5 Joe Delaney	1981
3 Curtis McClinton	1962
2 Mike Garrett	1966
2 Robert Holmes	1968
2 Abner Haynes	1960
2 Woody Green	1974
2 Clyde Edwards-Helaire	2020
<b>Most Consecutive Games, 100 or More Rushing Yards</b>	
9 Larry Johnson	Nov. 6, 2005 - Jan. 1, 2006
5 Priest Holmes	Nov. 17 - Dec. 15, 2002
4 Larry Johnson	Nov. 19 - Dec. 10, 2006
4 Jamaal Charles	Dec. 13, 2009 - Jan. 3, 2010
3 Joe Delaney	Oct. 4 - Oct. 18, 1981
3 Christian Okoye	Sept. 24 - Oct. 8, 1989
3 Christian Okoye	Oct. 22 - Nov. 5, 1989
3 Larry Johnson	Dec. 5 - Dec. 19, 2004
3 Larry Johnson	Oct. 22 - Nov. 5, 2006
3 Jamaal Charles	Nov. 25 - Dec. 9, 2012
3 Kareem Hunt	Sept. 24 - Oct. 8, 2017
<b>Longest Run From Scrimmage</b>	
91 (TD) Jamaal Charles at New Orleans	Sept. 23, 2012

91 (TD) Damien Williams vs. Minnesota	Nov. 3, 2019
86 (TD) Jamaal Charles vs. Indianapolis	Dec. 23, 2012
84 (TD) Ted McKnight at Seattle	Sept. 30, 1979
84 (TD) Damien Williams vs. L.A. Chargers	Dec. 29, 2019
82 (TD) Joe Delaney vs. Denver	Oct. 18, 1981
82 (TD) Derrick Alexander vs. Pittsburgh	Dec. 12, 1999
80 (TD) Abner Haynes at N.Y. Jets	Nov. 29, 1964
80 (TD) Warren McVea vs. Cincinnati	Oct. 26, 1969
80 Jamaal Charles at St. Louis	Dec. 19, 2010
80 (TD) Jamaal Charles at Cleveland	Dec. 9, 2012
<b>Most Rushing Yards, QB, Career</b>	
1,672 Alex Smith	2013-17
1,253 Len Dawson	1962-75
808 Patrick Mahomes	2017-20
712 Steve Fuller	1979-82
692 Trent Green	2001-06
682 Mike Livingston	1968-79
<b>Most Rushing Yards, QB, Season</b>	
498 Alex Smith	2015
431 Alex Smith	2013
386 Tyler Thigpen	2008
355 Alex Smith	2017
308 Patrick Mahomes	2020
274 Steve Fuller	1980
<b>Most 10+ Yard Rushes, Career</b>	
196 Jamaal Charles	2008-16
190 Priest Holmes	2001-07
137 Larry Johnson	2003-09
71 Marcus Allen	1993-97
63 Kimble Anders	1991-00
<b>Most 10+ Yard Rushes, Season</b>	
53 Priest Holmes	2002
52 Priest Holmes	2001
49 Larry Johnson	2006
47 Larry Johnson	2005
45 Jamaal Charles	2010
<b>Most 10+ Yard Rushes, Game</b>	
10 Priest Holmes at Oakland	Dec. 9, 2001
9 Priest Holmes at Seattle	Nov. 24, 2002
7 Larry Johnson at N.Y. Giants	Dec. 17, 2005
7 Jamaal Charles vs. Buffalo	Oct. 31, 2010
<b>Highest Rushing Average, Career (400 attempts)</b>	
5.45 Jamaal Charles (1,332-7,260)	2008-16
4.80 Abner Haynes (794-3,814)	1960-64
4.60 Priest Holmes (1,321-6,070)	2001-07
4.57 Kimble Anders (495-2,261)	1991-00
4.44 Ted McKnight (528-2,344)	1977-81
<b>Highest Rushing Average, Season (100 attempts)</b>	
6.38 Jamaal Charles (230-1,467)	2010
6.03 Ted McKnight (104-627)	1978
5.89 Jamaal Charles (190-1,120)	2009
5.61 Abner Haynes (156-875)	1960
5.49 Mack Lee Hill (105-576)	1964
<b>Highest Rushing Average, Game (10 attempts)</b>	
14.27 A. Haynes at N.Y. Titans (11-157)	Nov. 24, 1960
12.25 T. McKnight at Seattle (12-147)	Sept. 30, 1979
11.58 E. Podolak vs. Denver (12-139)	Dec. 6, 1970
11.45 J. Charles at St. Louis (11-126)	Dec. 19, 2010
11.29 A. Haynes vs. Oakland (14-158)	Nov. 26, 1961
<b>Most Rushing Touchdowns, Career</b>	
76 Priest Holmes	2001-07
55 Larry Johnson	2003-09
44 Marcus Allen	1993-97
43 Jamaal Charles	2008-16



# REGULAR INDIVIDUAL

40 Christian Okoye	1987-92
39 Abner Haynes	1960-65
<b>Most Rushing Touchdowns, QB, Career</b>	
10 Alex Smith	2013-17
9 Len Dawson	1962-75
7 Mike Livingston	1968-79
6 Pete Beathard	1964-73
6 Rich Gannon	1995-98
6 Patrick Mahomes	2017-20
<b>Most Rushing Touchdowns, QB, Season</b>	
5 Steve Bono	1995
Alex Smith	2016
4 Pete Beathard	1965
Steve Fuller	1980
3 Five Players Tied	
<b>Most Rushing Touchdowns, Season</b>	
27 Priest Holmes	2003
21 Priest Holmes	2002
20 Larry Johnson	2005
17 Larry Johnson	2006
14 Priest Holmes	2004
<b>Most Rushing Touchdowns, Consecutive Seasons</b>	
48 Priest Holmes (21, 27)	2002-03
41 Priest Holmes (27, 14)	2003-04
37 Larry Johnson (20, 17)	2005-06
29 Priest Holmes (8, 21)	2001-02
29 Larry Johnson (9, 20)	2004-05
<b>Most Rushing Touchdowns, Rookie, Season</b>	
10 Billy Jackson	1981
9 Abner Haynes	1960
8 Kareem Hunt	2017
7 Robert Holmes	1968
6 Mike Garrett	1966
<b>Most Rushing Touchdowns, Game</b>	
4 Abner Haynes vs. Oakland	Nov. 26, 1961
4 Priest Holmes at Cleveland	Sept. 8, 2002
4 Priest Holmes vs. Atlanta	Oct. 24, 2004
4 Derrick Blaylock vs. Atlanta	Oct. 24, 2004
3 Jack Spikes vs. Houston	Oct. 1, 1961
3 Abner Haynes vs. Boston	Sept. 8, 1962
3 Bert Coan at Denver	Oct. 23, 1966
3 Ed Podolak at Detroit	Nov. 25, 1971
3 Ed Podolak vs. Cleveland	Dec. 12, 1976
3 Billy Jackson at Oakland	Oct. 25, 1981
3 Marcus Allen at Seattle	Dec. 5, 1993
3 Donnell Bennett at Philadelphia	Sept. 27, 1998
3 Bam Morris at San Diego	Nov. 22, 1998
3 Priest Holmes vs. Denver	Oct. 20, 2002
3 Priest Holmes vs. Pittsburgh	Sept. 14, 2003
3 Priest Holmes vs. Buffalo	Oct. 26, 2003
3 Priest Holmes vs. Detroit	Dec. 14, 2003
3 Priest Holmes at Minnesota	Dec. 20, 2003
3 Priest Holmes at Denver	Sept. 12, 2004
3 Priest Holmes vs. Indianapolis	Oct. 31, 2004
3 Larry Johnson at Dallas	Dec. 11, 2005
3 Larry Johnson vs. Cincinnati	Jan. 1, 2006
3 Larry Johnson vs. Seattle	Oct. 29, 2006
3 Larry Johnson vs. Jacksonville	Dec. 31, 2006
3 Jamaal Charles at Green Bay	Sept. 28, 2015
<b>Most Rushing Touchdowns, Consecutive Games</b>	
7 Priest Holmes	Oct. 24-31, 2004
6 Priest Holmes	Dec. 14-20, 2003
5 Priest Holmes	5 times
	Last; Dec. 20-28, 2003

5 Larry Johnson	3 times
	Last; Oct. 22-29, 2006
<b>Most Consecutive Games With Rushing Touchdown</b>	
11 Priest Holmes	Sept. 22 - Dec. 8, 2002
8 Priest Holmes	Nov. 23, 2003 - Sept. 19, 2004
8 Larry Johnson	Nov. 28, 2004 - Sept. 18, 2005
7 Larry Johnson	Nov. 20, 2005 - Jan. 1, 2006
7 Larry Johnson	Oct. 15 - Nov. 23, 2006

## Passing

<b>Most Seasons Leading League in Passing</b>	
4 Len Dawson	1962, 1964, 1966, 1968
<b>Highest Passer Rating Career (1,000 attempts)</b>	
108.7 Patrick Mahomes	2017-20
94.8 Alex Smith	2013-17
87.3 Trent Green	2001-06
83.2 Len Dawson	1962-75
81.8 Steve DeBerg	1988-91
80.6 Elvis Grbac	1997-00
<b>Highest Passer Rating, Season (200 attempts)</b>	
113.8 Patrick Mahomes	2018
108.2 Patrick Mahomes	2020
105.3 Patrick Mahomes	2019
104.7 Alex Smith	2017
101.9 Len Dawson	1966
98.8 Len Dawson	1968
98.4 Len Dawson	1962
98.0 Damon Huard	2006
96.3 Steve DeBerg	1990
<b>Highest Passer Rating, Rookie, Season</b>	
112.3 Todd Blackledge	1983
76.4 Patrick Mahomes	2017
66.7 Hunter Enis	1960
55.8 Steve Fuller	1979
<b>Highest Passer Rating, Game (20 attempts)</b>	
158.3 Trent Green vs. Detroit	Dec. 14, 2003
158.3 Alex Smith at Oakland	Dec. 15, 2013
156.6 Steve Bono at Seattle	Sept. 3, 1995
154.8 Patrick Mahomes at Pittsburgh	Sept. 16, 2018
154.3 Trent Green at Washington	Sept. 30, 2001
148.6 Alex Smith at New England	Sept. 7, 2017
147.6 Bill Kenney at San Diego	Dec. 16, 1984
146.0 Joe Montana at Tampa Bay	Sept. 5, 1993
<b>Most 100.0+ Passer Rating Games, Career</b>	
30 Len Dawson	1962-75
29 Alex Smith	2013-17
28 Patrick Mahomes	2017-20
27 Trent Green	2001-06
19 Steve DeBerg	1988-91
14 Bill Kenney	1980-88
<b>Most 100.0+ Passer Rating Games, Season</b>	
13 Patrick Mahomes	2018
10 Steve DeBerg	1990
9 Alex Smith	2017
9 Patrick Mahomes	2020
7 Trent Green	2003
7 Trent Green	2004
6 Alex Smith	2015
6 Matt Cassel	2010
<b>Most Passes Attempted, Career</b>	
3,696 Len Dawson	1962-75
2,777 Trent Green	2001-06
2,436 Alex Smith	2013-17
2,430 Bill Kenney	1979-88

# REGULAR INDIVIDUAL

1,751 Mike Livingston	1968-79
1,687 Patrick Mahomes	2017-20
1,616 Steve DeBerg	1988-91
<b>Most Passes Attempted, Season (All 500+)</b>	
603 Bill Kenney	1983
588 Patrick Mahomes	2020
580 Patrick Mahomes	2018
556 Trent Green	2004
547 Elvis Grbac	2000
523 Trent Green	2001
523 Trent Green	2003
520 Steve Bono	1995
508 Alex Smith	2013
507 Trent Green	2005
505 Alex Smith	2017
<b>Most Passes Attempted, Consecutive Seasons</b>	
1,079 Trent Green (523, 556)	2003-04
1,072 Patrick Mahomes (580, 588)	2019-20
1,064 Patrick Mahomes (580, 484)	2018-19
1,063 Trent Green (556, 507)	2004-05
1,046 Elvis Grbac (499, 547)	1999-00
994 Alex Smith (489, 505)	2016-17
993 Trent Green (523, 470)	2001-02
993 Trent Green (470, 523)	2002-03
<b>Most Passes Attempted, Rookie, Season</b>	
270 Steve Fuller	1979
54 Hunter Enis	1960
35 Patrick Mahomes	2017
34 Todd Blackledge	1983
<b>Most Passes Attempted, Game (All 50+)</b>	
55 Joe Montana at San Diego	Oct. 9, 1994
55 Steve Bono at Miami	Dec. 12, 1994
54 Joe Montana at Denver	Oct. 17, 1994
54 Steve Bono at San Diego	Sept. 29, 1996
53 Elvis Grbac at Oakland	Nov. 5, 2000
53 Trent Green at San Diego	Jan. 2, 2005
53 Matt Cassel at Denver	Nov. 14, 2010
53 Patrick Mahomes vs. Baltimore	Dec. 9, 2018
52 Bill Kenney at Denver	Oct. 30, 1983
50 Bill Kenney vs. Buffalo	Nov. 30, 1986
50 Steve DeBerg at Cleveland	Nov. 24, 1991
50 Rich Gannon at Jacksonville	Nov. 9, 1997
50 Alex Smith at Pittsburgh	Oct. 2, 2016
50 Patrick Mahomes at Tennessee	Nov. 10, 2019
<b>Most Passes Completed, Career</b>	
2,115 Len Dawson	1962-75
1,720 Trent Green	2001-06
1,587 Alex Smith	2013-17
1,330 Bill Kenney	1979-88
1,114 Patrick Mahomes	2017-20
934 Steve DeBerg	1988-91
912 Mike Livingston	1968-79
<b>Most Passes Completed, Season (All 300+)</b>	
390 Patrick Mahomes (588 att.)	2020
383 Patrick Mahomes (580 att.)	2018
369 Trent Green (556 att.)	2004
346 Bill Kenney (603 att.)	1983
341 Alex Smith (505 att.)	2017
330 Trent Green (523 att.)	2003
328 Alex Smith (461 att.)	2016
326 Elvis Grbac (547 att.)	2000
319 Patrick Mahomes (484 att.)	2019
317 Trent Green (507 att.)	2005

308 Alex Smith (508 att.)	2013
307 Alex Smith (470 att.)	2015
303 Alex Smith (464 att.)	2014
<b>Most Passes Completed, Consecutive Seasons (All 600+)</b>	
709 Patrick Mahomes (319, 390)	2019-20
702 Patrick Mahomes (383, 319)	2018-19
699 Trent Green (330, 369)	2003-04
686 Trent Green (369, 317)	2004-05
686 Patrick Mahomes (383, 303)	2018-19
669 Alex Smith (328, 341)	2016-17
635 Alex Smith (307, 328)	2015-16
620 Elvis Grbac (294, 326)	1999-00
617 Trent Green (287, 330)	2002-03
611 Alex Smith (308, 303)	2013-14
610 Alex Smith (303, 307)	2014-15
<b>Most Passes Completed, Rookie, Season</b>	
146 Steve Fuller	1979
30 Hunter Enis	1960
22 Patrick Mahomes	2017
20 Todd Blackledge	1983
<b>Most Passes Completed, Game (All 30+)</b>	
39 Elvis Grbac at Oakland	Nov. 5, 2000
37 Joe Montana at San Diego	Oct. 9, 1994
37 Patrick Mahomes at Tampa Bay	Nov. 29, 2020
36 Patrick Mahomes at Tennessee	Nov. 10, 2019
35 Patrick Mahomes at Baltimore	Dec. 9, 2018
34 Joe Montana at Denver	Oct. 17, 1994
34 Trent Green at Denver	Dec. 7, 2003
34 Alex Smith vs. San Diego	Sept. 11, 2016
34 Patrick Mahomes at Las Vegas	Nov. 22, 2020
33 Steve Bono at Miami	Dec. 12, 1994
33 Trent Green at San Diego	Jan. 2, 2005
33 Matt Cassel at Denver	Nov. 14, 2010
33 Patrick Mahomes at L.A. Rams	Nov. 19, 2018
32 Trent Green at Tampa Bay	Nov. 7, 2004
32 Trent Green vs. Oakland	Dec. 25, 2004
31 Bill Kenney at San Diego	Dec. 11, 1983
31 Elvis Grbac vs. Carolina	Dec. 10, 2000
31 Trent Green at San Diego	Oct. 30, 2005
31 Alex Smith at Pittsburgh	Dec. 21, 2014
31 Alex Smith at Cincinnati	Oct. 4, 2015
31 Patrick Mahomes at Baltimore	Sept. 28, 2020
31 Patrick Mahomes vs. N.Y. Jets	Nov. 1, 2020
30 Steve DeBerg vs. Cleveland	Nov. 24, 1991
30 Elvis Grbac vs. Seattle	Nov. 21, 1999
30 Alex Smith at Pittsburgh	Oct. 2, 2016
30 Patrick Mahomes at Oakland	Sept. 15, 2019
30 Patrick Mahomes vs. Carolina	Nov. 8, 2020
<b>Most Consecutive Passes Completed</b>	
15 Len Dawson at Houston	Sept. 9, 1967
15 Bill Kenney vs. San Diego (13)	Sept. 12, 1983
at Washington (2)	Sept. 18, 1983
15 Alex Smith at Oakland	Oct. 16, 2016
15 Alex Smith at Atlanta	Dec. 4, 2016
14 Trent Green vs. Indianapolis	Oct. 31, 2004
<b>Most Seasons Leading League</b>	
*8 Len Dawson	1962, '64-69, '75
*NFL RECORD	
<b>Most Consecutive Seasons Leading League</b>	
*6 Len Dawson	1964-69
*NFL RECORD	
<b>Highest Completion Percentage, Career (1,000 attempts)</b>	

66.03	Patrick Mahomes (1,687-1,114)	2017-20
65.15	Alex Smith (2,436-1,587)	2013-17
61.94	Trent Green (2,777-1,720)	2001-06
57.97	Steve DeBerg (1,616-934)	1988-91
57.94	Elvis Grbac (1,548-897)	1997-00
57.35	Matt Cassel (1,489-854)	2009-12
<b>Highest Completion Percentage, Season (100 attempts)</b>		
67.52	Alex Smith (505-341)	2017
67.08	Alex Smith (489-328)	2016
66.43	Len Dawson (140-93)	1975
66.37	Trent Green (556-369)	2004
66.33	Patrick Mahomes (588-390)	2020
66.03	Patrick Mahomes (580-383)	2018
65.91	Patrick Mahomes (484-319)	2019
65.32	Alex Smith (470-307)	2015
65.30	Alex Smith (464-303)	2014
63.09	Trent Green (523-330)	2003
62.52	Trent Green (507-317)	2005
62.05	Damon Huard (206-332)	2007
<b>Highest Completion Percentage, Rookie, Season</b>		
62.86	Patrick Mahomes (35-22)	2017
58.82	Todd Blackledge (34-20)	1983
55.56	Hunter Enis (54-30)	1960
54.07	Steve Fuller (270-146)	1979
<b>Highest Completion Percentage, Game (20 attempts)</b>		
86.36	A. Smith at Oakland (22-19)	Oct. 16, 2016
86.21	A. Smith vs. St. Louis (29-25)	Oct. 26, 2014
85.00	A. Smith at Oakland (20-17)	Dec. 15, 2013
84.00	A. Smith at Baltimore (25-21)	Dec. 20, 2015
84.00	A. Smith at Atlanta (25-21)	Dec. 4, 2016
<b>Most Passing Yards, Career (All 10,000+)</b>		
28,507	Len Dawson	1962-75
21,459	Trent Green	2001-06
17,608	Alex Smith	2013-17
17,277	Bill Kenney	1979-88
14,152	Patrick Mahomes	2017-20
11,873	Steve DeBerg	1988-91
11,295	Mike Livingston	1968-79
10,642	Elvis Grbac	1997-00
<b>Most Passing Yards, Season (All 4,000+)</b>		
5,097	Patrick Mahomes	2018
4,740	Patrick Mahomes	2020
4,591	Trent Green	2004
4,348	Bill Kenney	1983
4,169	Elvis Grbac	2000
4,042	Alex Smith	2017
4,039	Trent Green	2003
4,031	Patrick Mahomes	2019
4,014	Trent Green	2005
<b>Most Passing Yards, Consecutive Seasons</b>		
9,128	Patrick Mahomes (5,097, 4,031)	2018-19
8,771	Patrick Mahomes (4,031, 4,740)	2019-20
8,630	Trent Green (4,039, 4,591)	2003-04
8,605	Trent Green (4,591, 4,014)	2004-05
7,729	Trent Green (3,690, 4,039)	2002-03
7,558	Elvis Grbac (3,389, 4,169)	1999-00
7,544	Alex Smith (3,502, 4,042)	2016-17
<b>Most Passing Yards, Rookie, Season</b>		
1,484	Steve Fuller	1979
357	Hunter Enis	1960
284	Patrick Mahomes	2017
259	Todd Blackledge	1983
<b>Most Passing Yards, Game (All 400+)</b>		

504	Elvis Grbac at Oakland	Nov. 5, 2000
478	Patrick Mahomes at L.A. Rams	Nov. 19, 2018
469	Matt Cassel at Denver	Nov. 14, 2010
462	Patrick Mahomes at Tampa Bay	Nov. 29, 2020
446	Patrick Mahomes at Tennessee	Nov. 10, 2019
443	Patrick Mahomes at Oakland	Sept. 15, 2019
435	Len Dawson vs. Denver	Nov. 1, 1964
416	Patrick Mahomes vs. N.Y. Jets	Nov. 1, 2020
411	Bill Kenney at San Diego	Dec. 11, 1983
400	Trent Green at Green Bay	Oct. 12, 2003
<b>Most Games, 300 Yards Passing, Career</b>		
26	Patrick Mahomes	2017-20
24	Trent Green	2001-06
15	Bill Kenney	1979-88
9	Len Dawson	1962-75
8	Alex Smith	2013-17
7	Elvis Grbac	1997-00
5	Steve DeBerg	1988-91
<b>Most Games, 300 Yards Passing, Season</b>		
10	Patrick Mahomes	2018
9	Patrick Mahomes	2020
8	Trent Green	2004
7	Bill Kenney	1983
7	Patrick Mahomes	2019
5	Elvis Grbac	2000
5	Trent Green	2003
5	Alex Smith	2017
<b>Most Consecutive Games, 300 Yards Passing, Season</b>		
8	Patrick Mahomes	2018
6	Patrick Mahomes	2020
5	Patrick Mahomes	2019
4	Bill Kenney	1983
4	Trent Green	2004
3	Elvis Grbac	2000
2	Joe Montana	1994
2	Steve Bono	1994
2	Trent Green	2001
2	Trent Green	2002
2	Trent Green	2003
2	Patrick Mahomes	2020
<b>Long Pass Completion (All TDs)</b>		
*99	Trent Green vs. San Diego (to Marc Boerigter)	Dec. 22, 2002
93	Mike Livingston vs. Miami (to Otis Taylor for 79 yards, lateral to Robert Holmes for 14 yards)	Oct. 19, 1969
92	Len Dawson at Denver (to Tommy Brooker)	Nov. 18, 1962
92	Len Dawson at Oakland (to Gloster Richardson)	Nov. 3, 1968
90	Len Dawson vs. Houston (to Frank Pitts)	Nov. 17, 1968
90	Steve DeBerg vs. San Diego (to J.J. Birden)	Nov. 18, 1990
<b>*NFL RECORD</b>		
<b>Most 20+ Yard Passes, Career</b>		
274	Trent Green	2001-06
215	Alex Smith	2013-17
194	Patrick Mahomes	2017-20
133	Elvis Grbac	1997-00
122	Matt Cassel	2009-12
73	Steve DeBerg	1990-91
68	Joe Montana	1993-94



## Most 20+ Yard Passes, Season

75 Patrick Mahomes	2018
67 Patrick Mahomes	2020
59 Trent Green	2004
55 Elvis Grbac	2000
54 Trent Green	2003
52 Alex Smith	2017
51 Trent Green	2001
51 Trent Green	2005

## Most 20+ Yard Passes, Game

9 Matt Cassel at Denver	Nov. 14, 2010
9 Patrick Mahomes at L.A. Rams	Nov. 19, 2018
8 Patrick Mahomes at Oakland	Sept. 15, 2019
8 Patrick Mahomes at Miami	Dec. 13, 2020
7 Dave Krieg at L.A. Raiders	Dec. 6, 1992
7 Rich Gannon at San Diego	Nov. 22, 1998
7 Elvis Grbac at Oakland	Nov. 5, 2000
7 Trent Green at Arizona	Oct. 21, 2001
7 Trent Green vs. Indianapolis	Oct. 31, 2004
7 Alex Smith at New York Jets	Dec. 3, 2017
7 Patrick Mahomes at Cleveland	Nov. 4, 2018
7 Patrick Mahomes vs. Las Vegas	Oct. 11, 2020
7 Patrick Mahomes vs. Carolina	Nov. 8, 2020
7 Patrick Mahomes at Tampa Bay	Nov. 29, 2020
6 17 times; Last P. Mahomes vs. NYJ	Nov. 1, 2020

## Most Seasons Leading League

3 Len Dawson	1962, '66, '69
--------------	----------------

## Highest Passing Average, Career (1,000 attempts)

8.39 Patrick Mahomes (1,687-14,152)	2017-20
7.73 Trent Green (2,777-21,459)	2001-06
7.71 Len Dawson (3,696-28,507)	1962-75
7.35 Steve DeBerg (1,616-11,873)	1988-91
7.23 Alex Smith (2,436-17,608)	2013-17
7.11 Bill Kenney (2,430-17,277)	1979-88
6.88 Elvis Grbac (1,548-10,643)	1997-00

## Highest Passing Average, Season (Qualifiers: 224 attempts/16 G)

9.42 Len Dawson (224-2,109)	1968
8.90 Len Dawson (310-2,759)	1962
8.90 Len Dawson (284-2,527)	1966
8.79 Patrick Mahomes (580-5,097)	2018

## Highest Passing Average, Game (20 attempts)

15.76 S. DeBerg at New England (21-331)	Dec. 2, 1990
14.35 A. Smith at Oakland (20-287)	Dec. 15, 2013
13.90 T. Green vs. Denver (21-292)	Dec. 16, 2001
12.82 L. Dawson vs. Denver (22-282)	Dec. 19, 1965

## Most Seasons Leading League

*4 Len Dawson	1962, '63, '65, '66
---------------	---------------------

\*NFL RECORD

## Most Touchdown Passes, Career

237 Len Dawson	1962-75
118 Trent Green	2001-06
114 Patrick Mahomes	2017-20
105 Bill Kenney	1979-88
102 Alex Smith	2013-17
67 Steve DeBerg	1988-91

## Most Touchdown Passes, Season

50 Patrick Mahomes	2018
38 Patrick Mahomes	2020
30 Len Dawson	1964
29 Len Dawson	1962
28 Elvis Grbac	2000
27 Trent Green	2004
27 Matt Cassel	2010

26 Len Dawson	1963, '66
---------------	-----------

26 Trent Green	2002
----------------	------

26 Alex Smith	2017
---------------	------

26 Patrick Mahomes	2019
--------------------	------

## Most Touchdown Passes, Consecutive Seasons

76 Patrick Mahomes (50, 26)	2018-19
64 Patrick Mahomes (26, 38)	2019-20
56 Len Dawson (26, 30)	1963-64
55 Len Dawson (29, 26)	1962-63
51 Len Dawson (30, 21)	1964-65
51 Trent Green (24, 27)	2003-04
50 Elvis Grbac (22, 28)	1999-00
50 Len Dawson (26, 24)	1966-67
50 Trent Green (26, 24)	2002-03

## Most Touchdown Passes, Rookie, Season

6 Steve Fuller	1979
3 Todd Blackledge	1983
1 Hunter Enis	1960

## Most Touchdown Passes, Game

6 Len Dawson vs. Denver	Nov. 1, 1964
6 Patrick Mahomes	2 times
Last; at L.A. Rams	Nov. 19, 2018
5 Len Dawson	2 times
Last; vs. Miami	Oct. 8, 1967
5 Elvis Grbac vs. San Diego	Sept. 17, 2000
5 Trent Green vs. Miami	Sept. 29, 2002
5 Alex Smith at Oakland	Dec. 15, 2013
5 Patrick Mahomes vs. N.Y. Jets	Nov. 1, 2020
4 Len Dawson	6 times
Last; at Baltimore	Sept. 28, 1970
4 Bill Kenney	4 times
Last; at Chicago	Nov. 1, 1987
4 Trent Green at Cleveland	Dec. 3, 2006
4 Matt Cassel	2 times
Last; at Indianapolis	Oct. 9, 2011
4 Alex Smith	2 times
Last; at New York Jets	Dec. 3, 2017
4 Patrick Mahomes	8 times
Last; vs. Carolina	Nov. 8, 2020

## Most Consecutive Games, Touchdown Passes

25 Patrick Mahomes	Oct. 6, 2019 - Dec. 27, 2020
15 Elvis Grbac	Nov. 28, 1999 - Nov. 12, 2000
14 Len Dawson	Oct. 3, 1965 - Oct. 8, 1966
14 Patrick Mahomes	Oct. 14, 2018 - Sept. 22, 2019
12 Len Dawson	Sept. 8, 1962 - Dec. 2, 1962
12 Trent Green	Nov. 28, 2001 - Oct. 20, 2002

## Most Consecutive Passes, None Intercepted

312 Alex Smith	2015
297 Alex Smith	2016-17
233 Steve DeBerg	1990
219 Patrick Mahomes	2018-19
202 Rich Gannon	1997-98
187 Patrick Mahomes	2017-18

## Most Passes Had Intercepted, Career

178 Len Dawson	1962-75
86 Bill Kenney	1979-88
85 Trent Green	2001-06
83 Mike Livingston	1968-79
50 Steve DeBerg	1988-91

## Most Attempts, No Interceptions, Game (All 40+)

53 Matt Cassel at Denver	Nov. 14, 2010
49 Patrick Mahomes at Tampa Bay	Nov. 29, 2020
47 Trent Green at Denver	Dec. 7, 2003
47 Patrick Mahomes at L.A. Chargers	Sept. 20, 2020

# REGULAR INDIVIDUAL

47 Patrick Mahomes at New Orleans	Dec. 20, 2020
45 Patrick Mahomes at Denver	Oct. 1, 2018
45 Alex Smith at Cincinnati	Oct. 4, 2015
45 Bill Kenney at L.A. Raiders	Oct. 9, 1983
45 Steve DeBerg at Denver	Sept. 17, 1990
45 Trent Green at Green Bay	Oct. 12, 2003
45 Alex Smith at Denver	Nov. 17, 2013
45 Alex Smith at Pittsburgh	Dec. 21, 2014
45 Patrick Mahomes vs. Carolina	Nov. 8, 2020
44 Alex Smith at Denver	Nov. 27, 2016
44 Patrick Mahomes at Oakland	Sept. 15, 2019
43 Bill Kenney at Houston	Oct. 23, 1983
43 Rich Gannon at Denver	Dec. 6, 1998
43 Trent Green at Denver	Dec. 15, 2002
43 Trent Green at San Diego	Oct. 30, 2005
43 Matt Cassel vs. Buffalo	Dec. 13, 2009
42 Trent Green vs. Cleveland	Nov. 9, 2003
42 Trent Green at Cincinnati	Nov. 16, 2003
42 Alex Smith at Denver	Sept. 14, 2014
42 Patrick Mahomes at Detroit	Sept. 29, 2019
42 Patrick Mahomes at Baltimore	Sept. 28, 2020
42 Patrick Mahomes vs. N.Y. Jets	Nov. 1, 2020
41 Todd Blackledge vs. Houston	Nov. 11, 1984
41 Steve Bono vs. San Diego	Oct. 9, 1995
41 Rich Gannon vs. Dallas	Dec. 13, 1998
41 Tyler Thigpen at San Diego	Nov. 9, 2008
40 Steve Bono vs. New England	Oct. 15, 1995
40 Elvis Grbac vs. San Diego	Oct. 16, 1997
40 Elvis Grbac vs. Oakland	Oct. 15, 2000
40 Patrick Mahomes at Seattle	Dec. 23, 2018
40 Patrick Mahomes vs. Denver	Dec. 6, 2020
<b>Most Passes Had Intercepted, Season</b>	
24 Trent Green	2001
23 Cotton Davidson	1961
19 Len Dawson	1963
19 Bill Kenney	1983
17 Len Dawson	1962, '67
17 Trent Green	2004
<b>Most Passes Had Intercepted, Rookie, Season</b>	
14 Steve Fuller	1979
2 Hunter Enis	1960
2 Brodie Croyle	2006
1 Tyler Thigpen	2007
1 Patrick Mahomes	2017
0 Todd Blackledge	1983
<b>Most Interceptions, Game</b>	
6 Todd Blackledge vs. L.A. Rams	Oct. 20, 1985
5 Cotton Davidson at Houston	Oct. 16, 1960
5 Len Dawson vs. Oakland	Nov. 23, 1969
5 Mike Livingston vs. Pittsburgh	Oct. 13, 1974
5 Bill Kenney vs. San Diego	Sept. 20, 1981
5 Steve DeBerg at San Diego	Sept. 24, 1989
<b>Lowest Percentage, Passes Had Intercepted, Career (1,000 att)</b>	
1.35 Alex Smith (2,436-33)	2013-17
1.42 Patrick Mahomes (1,687-24)	2017-20
2.96 Matt Cassel (1,489-44)	2009-12
3.04 Elvis Grbac (1,548-47)	1997-00
3.09 Steve DeBerg (1,616-50)	1988-91
3.54 Bill Kenney (2,430-85)	1979-88
<b>Lowest Percentage, Passes Had Intercepted, Season (300 att)</b>	
0.90 Steve DeBerg (444-4)	1990
0.99 Alex Smith (505-5)	2017

1.02 Patrick Mahomes (588-6)	2020
1.03 Patrick Mahomes (484-5)	2019
1.29 Alex Smith (464-6)	2014
1.38 Alex Smith (508-7)	2013
1.49 Alex Smith (470-7)	2015
1.56 Matt Cassel (450-7)	2010
1.64 Alex Smith (489-8)	2016
1.69 Rich Gannon (354-6)	1998
1.83 Joe Montana (493-9)	1994
<b>Times Sacked</b>	
195.0 Bill Kenney	1979-88
192.0 Alex Smith	2013-17
173.0 Trent Green	2001-06
133.0 Mike Livingston	1968-79
120.0 Steve Fuller	1979-82
109.0 Matt Cassel	2009-12
90.0 Len Dawson	1962-75
<b>Times Sacked, Season</b>	
49.0 Steve Fuller	1980
48.0 Dave Krieg	1992
45.0 Alex Smith	2014
45.0 Alex Smith	2015
42.0 Matt Cassel	2009
41.0 Bill Kenney	1983
39.0 Trent Green	2001
39.0 Alex Smith	2013
<b>Times Sacked, Game</b>	
10.0 Steve Fuller vs. Baltimore	Nov. 2, 1980
8.0 Steve Fuller at Pittsburgh	Dec. 5, 1982

## Pass Receiving

<b>Most Seasons Leading League</b>	
1 MacArthur Lane (66 recs.)	1976
1 Tony Gonzalez (102 recs.)	2004
<b>Most Pass Receptions, Career</b>	
916 Tony Gonzalez	1997-08
612 Travis Kelce	2013-20
532 Dwayne Bowe	2007-14
416 Henry Marshall	1976-87
410 Otis Taylor	1965-75
391 Chris Burford	1960-67
<b>Most Seasons, 50 or More Pass Receptions</b>	
11 Tony Gonzalez	1998-08
7 Travis Kelce	2014-20
6 Dwayne Bowe	2007-08, 2010-13
5 Kimble Anders	1994-98
5 Eddie Kennison	2002-06
5 Tyreek Hill	2016-20
4 Chris Burford	1961, '63-64, '66
4 Otis Taylor	1966-67, '71-72
3 Carlos Carson	1983-84, '87
3 Stephone Paige	1986, '88, '90
3 Derrick Alexander	1998-00
3 Priest Holmes	2001-03
<b>Most Pass Receptions, Season (All 80+)</b>	
105 Travis Kelce	2020
103 Travis Kelce	2018
102 Tony Gonzalez	2004
99 Tony Gonzalez	2007
97 Travis Kelce	2019
96 Tony Gonzalez	2008
93 Tony Gonzalez	2000
87 Jeremy Maclin	2015

# REGULAR INDIVIDUAL

87 Tyreek Hill	2018
87 Tyreek Hill	2020
86 Dwayne Bowe	2008
85 Travis Kelce	2016
81 Dwayne Bowe	2011
80 Carlos Carson	1983
<b>Most Pass Receptions, Consecutive Seasons</b>	
202 Travis Kelce (97, 105)	2019-20
200 Travis Kelce (103, 97)	2018-19
195 Tony Gonzalez (99, 96)	2007-08
186 Travis Kelce (83, 103)	2017-18
180 Tony Gonzalez (102, 78)	2004-05
173 Tony Gonzalez (71, 102)	2003-04
172 Tony Gonzalez (73, 99)	2006-07
169 Tony Gonzalez (76, 93)	1999-00
<b>Most Pass Receptions, Game (All 10+)</b>	
14 Tony Gonzalez at San Diego	Jan. 2, 2005
13 Dwayne Bowe at Denver	Nov. 14, 2010
13 Dwayne Bowe at Seattle	Nov. 28, 2010
13 Tyreek Hill at Tampa Bay	Nov. 29, 2020
12 Ed Podolak vs. Denver	Oct. 7, 1973
12 Travis Kelce at Oakland	Dec. 2, 2018
11 Chris Burford at Buffalo	Sept. 22, 1963
11 Emile Harry at Cleveland	Nov. 24, 1991
11 Kimble Anders vs. N.Y. Giants	Sept. 10, 1995
11 Tony Gonzalez at New England	Dec. 4, 2000
11 Dante Hall at Denver	Dec. 7, 2003
11 Tony Gonzalez vs. Oakland	Dec. 25, 2004
11 Jeremy Maclin at Cincinnati	Oct. 4, 2015
11 Travis Kelce vs. Denver	Dec. 25, 2016
11 Tyreek Hill at Tennessee	Nov. 10, 2019
11 Travis Kelce vs. Denver	Dec. 15, 2019
11 Tyreek Hill at Las Vegas	Nov. 22, 2020
10 Chris Burford at Boston	Oct. 12, 1962
10 Chris Burford vs. Buffalo	Oct. 13, 1963
10 Frank Jackson at N.Y. Jets	Nov. 29, 1964
10 Chris Burford at Boston	Sept. 25, 1966
10 Otis Taylor vs. Cincinnati	Oct. 15, 1972
10 Ed Podolak at Houston	Sept. 29, 1974
10 Stephone Paige at Denver	Sept. 17, 1990
10 J.J. Birden at Miami	Dec. 12, 1994
10 Kimble Anders vs. Denver	Nov. 16, 1998
10 Tony Gonzalez at Denver	Sept. 24, 2000
10 Tony Gonzalez vs. Carolina	Dec. 10, 2000
10 Tony Gonzalez vs. Cincinnati	Sept. 10, 2006
10 Tony Gonzalez vs. Green Bay	Nov. 4, 2007
10 Tony Gonzalez vs. San Diego	Dec. 2, 2007
10 Tony Gonzalez at Detroit	Dec. 23, 2007
10 Tony Gonzalez at San Diego	Nov. 9, 2008
10 Tony Gonzalez vs. Buffalo	Nov. 23, 2008
10 Dwayne Bowe at Cincinnati	Dec. 28, 2008
10 Tyreek Hill at Carolina	Nov. 13, 2016
10 Albert Wilson at Denver	Dec. 31, 2017
10 Tyreek Hill at L.A. Rams	Nov. 19, 2018
10 Travis Kelce at L.A. Rams	Nov. 19, 2018
10 Travis Kelce vs. Carolina	Nov. 8, 2020
<b>Most Pass Receptions, Half</b>	
11 T. Gonzalez (2nd) at San Diego	Jan. 2, 2005
10 E. Harry (2nd) at Cleveland	Nov. 24, 1991
9 C. Burford (2nd) vs. Buffalo	Oct. 13, 1963
9 K. Anders (2nd) vs. N.Y. Giants	Sept. 10, 1995
9 T. Gonzalez (1st) vs. Oakland	Dec. 25, 2004
<b>Most Consecutive Games, Pass Receptions</b>	

131 Tony Gonzalez	Dec. 4, 2000 - Dec. 28, 2008
110 Travis Kelce	Sept. 7, 2014 - Dec. 27, 2020
83 Stephone Paige	Nov. 17, 1985 - Sept. 29, 1991
55 Eddie Kennison	Dec. 9, 2001 - Oct. 2, 2005
48 Priest Holmes	Sept. 9, 2001 - Sept. 19, 2004
<b>Most Receptions, Running Back, Career</b>	
369 Kimble Anders	1991-00
288 Ed Podolak	1969-77
285 Jamaal Charles	2008-16
251 Priest Holmes	2001-07
197 Abner Haynes	1960-64
<b>Most Receptions, Running Back, Season</b>	
74 Priest Holmes	2003
70 Priest Holmes	2002
70 Jamaal Charles	2013
67 Kimble Anders	1994
66 MacArthur Lane	1976
<b>Most Receptions, Tight End, Career</b>	
916 Tony Gonzalez	1997-08
612 Travis Kelce	2013-20
198 Fred Arbanas	1962-70
163 Walter White	1975-79
135 Jonathan Hayes	1985-93
111 Keith Cash	1992-96
<b>Most Pass Receptions, Tight End, Season</b>	
105 Travis Kelce	2020
103 Travis Kelce	2018
102 Tony Gonzalez	2004
99 Tony Gonzalez	2007
97 Travis Kelce	2019
96 Tony Gonzalez	2008
93 Tony Gonzalez	2000
85 Travis Kelce	2016
<b>Most Pass Receptions, Rookie, Season</b>	
70 Dwayne Bowe	2007
61 Tyreek Hill	2016
55 Abner Haynes (RB)	1960
53 Kareem Hunt (RB)	2017
48 Sylvester Morris	2000
<b>Most Receiving Yards, Career (All 6,000+)</b>	
10,940 Tony Gonzalez	1997-08
7,881 Travis Kelce	2013-20
7,306 Otis Taylor	1965-75
7,155 Dwayne Bowe	2007-14
6,545 Henry Marshall	1976-87
6,360 Carlos Carson	1980-89
6,341 Stephone Paige	1983-91
<b>Most Seasons, 1,000 or More Receiving Yards</b>	
5 Travis Kelce	2016-20
4 Tony Gonzalez	2000, 2004, 2007-08
3 Carlos Carson	1983-84, '87
3 Dwayne Bowe	2008, 2010-11
3 Tyreek Hill	2017-18, '20
2 Otis Taylor	1966, '71
2 Eddie Kennison	2004-05
1 Stephone Paige	1990
1 Andre Rison	1997
1 Derrick Alexander	2000
1 Jeremy Maclin	2015
<b>Most Receiving Yards, Season (All 1,000+)</b>	
1,479 Tyreek Hill	2018
1,416 Travis Kelce	2020
1,391 Derrick Alexander	2000
1,351 Carlos Carson	1983



# REGULAR INDIVIDUAL

1,336	Travis Kelce	2018
1,297	Otis Taylor	1966
1,276	Tyreek Hill	2020
1,258	Tony Gonzalez	2004
1,229	Travis Kelce	2019
1,203	Tony Gonzalez	2000
1,183	Tyreek Hill	2017
1,172	Tony Gonzalez	2007
1,162	Dwayne Bowe	2010
1,159	Dwayne Bowe	2011
1,125	Travis Kelce	2016
1,110	Otis Taylor	1971
1,102	Eddie Kennison	2005
1,092	Andre Rison	1997
1,086	Eddie Kennison	2004
1,078	Carlos Carson	1984
1,058	Tony Gonzalez	2008
1,044	Carlos Carson	1987
1,038	Travis Kelce	2017
1,034	Jeremy Maclin	2015
1,022	Dwayne Bowe	2008
1,021	Stephone Paige	1990
<b>Most Receiving Yards, Consecutive Seasons</b>		
2,662	Tyreek Hill (1,183, 1,479)	2017-18
2,645	Travis Kelce (1,229, 1,416)	2019-20
2,565	Travis Kelce (1,336, 1,229)	2018-19
2,429	Carlos Carson (1,351, 1,078)	1983-84
2,374	Travis Kelce (1,038, 1,336)	2017-18
2,336	Tyreek Hill (1,479, 860)	2018-19
2,321	Dwayne Bowe (1,162, 1,159)	2010-11
2,255	Otis Taylor (1,297, 958)	1966-67
2,230	Tony Gonzalez (1,172, 1,058)	2007-08
2,223	Derrick Alexander (832, 1,391)	1999-00
2,188	Eddie Kennison (1,086, 1,102)	2004-05
<b>Most Receiving Yards, Game</b>		
309	Stephone Paige vs. San Diego	Dec. 22, 1985 (8 Receptions)
269	Tyreek Hill at Tampa Bay	Nov. 29, 2020 (13 Receptions)
215	Tyreek Hill at L.A. Rams	Nov. 19, 2018 (10 Receptions)
213	Curtis McClinton vs. Denver	Dec. 19, 1965 (5 Receptions)
210	Larry Brunson vs. San Diego	Nov. 10, 1974 (9 Receptions)
206	Stephone Paige at Denver	Sept. 17, 1990 (10 Receptions)
198	Sammy Watkins at Jacksonville	Sept. 8, 2019 (9 Receptions)
197	Carlos Carson at San Diego	Oct. 25, 1987 (9 Receptions)
<b>Most Games, 100 or More Receiving Yards, Career</b>		
26	Tony Gonzalez	1997-08
25	Travis Kelce	2013-20
20	Otis Taylor	1965-75
18	Carlos Carson	1980-88
17	Eddie Kennison	2001-07
15	Dwayne Bowe	2007-14
15	Tyreek Hill	2016-20
<b>Most Games, 100 or More Receiving Yards, Season</b>		
6	Otis Taylor	1966
6	Carlos Carson	1983
6	Derrick Alexander	2000

6	Tony Gonzalez	2000
6	Tony Gonzalez	2004
6	Travis Kelce	2016
6	Tyreek Hill	2018
6	Travis Kelce	2020
5	Eddie Kennison	2004
5	Eddie Kennison	2005
5	Tony Gonzalez	2007
5	Dwayne Bowe	2010
5	Travis Kelce	2018
<b>Most Consecutive Games, 100 or More Receiving Yards, Season</b>		
4	Tony Gonzalez	2000
4	Travis Kelce	2016
3	Frank Jackson	1964
3	Otis Taylor	1966
3	Willie Davis	1992
3	Dwayne Bowe	2010
3	Travis Kelce	2020
3	Tyreek Hill	2020
<b>Longest Pass Receptions (All TDs)</b>		
*99	Marc Boerigter vs. San Diego	
	(from Trent Green)	Dec. 22, 2002
92	Tommy Brooker at Denver	
	(from Len Dawson)	Nov. 18, 1962
92	Gloster Richardson at Oakland	
	(from Len Dawson)	Nov. 3, 1968
90	Frank Pitts vs. Boston	
	(from Len Dawson)	Nov. 17, 1968
90	J.J. Birden vs. San Diego	
	(from Steve DeBerg)	Nov. 18, 1990
89	Otis Taylor vs. Miami	
	(from Len Dawson)	Nov. 13, 1966
89	Demarcus Robinson vs. Oakland	
	(from Patrick Mahomes)	Dec. 30, 2018
86	Stephone Paige vs. New England	
	(from Steve DeBerg)	Dec. 2, 1990
86	Derrick Alexander at Chicago	
	(from Elvis Grbac)	Sept. 12, 1999
<b>*NFL RECORD</b>		
<b>Most Receiving Yards, Running Back, Career</b>		
2,829	Kimble Anders	1991-00
2,739	Abner Haynes	1960-65
2,457	Jamaal Charles	2008-16
2,456	Ed Podolak	1969-77
2,377	Priest Holmes	2001-07
<b>Most Receiving Yards, Running Back, Season</b>		
693	Jamaal Charles	2013
690	Priest Holmes	2003
672	Priest Holmes	2002
614	Priest Holmes	2001
590	Curtis McClinton	1965
<b>Most Receiving Yards, Running Back, Game</b>		
213	Curtis McClinton vs. Denver	Dec. 19, 1965
195	Jamaal Charles at Oakland	Dec. 15, 2013
149	Abner Haynes vs. San Diego	Oct. 20, 1963
130	Johnny Robinson vs. Buffalo	Dec. 18, 1960
129	Spencer Ware vs. San Diego	Sept. 11, 2016
127	Abner Haynes at N.Y. Titans	Dec. 3, 1961
<b>Most Games, 100 or More Receiving Yards, RB, Career</b>		
5	Abner Haynes	1960-65
5	Priest Holmes	2001-07
3	Johnny Robinson	1960-71

3 Paul Palmer	1987-88
2 Curtis McClinton	1962-69
2 Larry Johnson	2003-09
2 Jamaal Charles	2008-16
<b>Most Games, 100 or More Receiving Yards, RB, Season</b>	
3 Paul Palmer	1988
2 Johnny Robinson	1960
2 Abner Haynes	1964
2 Priest Holmes	2001
<b>Most Receiving Yards, Tight End, Career (All 1,000+)</b>	
10,940 Tony Gonzalez	1997-08
7,881 Travis Kelce	2013-20
3,101 Fred Arbanas	1962-70
2,396 Walter White	1975-79
1,541 Jonathan Hayes	1985-93
1,046 Keith Cash	1992-96
1,009 Tony Moeaki	2010-12
<b>Most Receiving Yards, Tight End, Season</b>	
1,416 Travis Kelce	2020
1,336 Travis Kelce	2018
1,258 Tony Gonzalez	2004
1,229 Travis Kelce	2019
1,203 Tony Gonzalez	2000
1,172 Tony Gonzalez	2007
1,125 Travis Kelce	2016
1,058 Tony Gonzalez	2008
<b>Most Receiving Yards, Tight End, Game</b>	
168 Travis Kelce at Oakland	Dec. 2, 2018
160 Travis Kelce vs. Denver	Dec. 25, 2016
159 Travis Kelce vs. Carolina	Nov. 8, 2020
147 Tony Gonzalez at New England	Dec. 4, 2000
144 Tony Gonzalez at San Diego	Jan. 2, 2005
140 Tony Gonzalez vs. Miami	Sept. 29, 2002
140 Tony Gonzalez vs. San Diego	Dec. 2, 2007
140 Travis Kelce at Atlanta	Dec. 4, 2016
<b>Most Receiving Yards, Rookie, Season</b>	
995 Dwayne Bowe	2007
789 Chris Burford	1960
678 Sylvester Morris	2000
611 Johnny Robinson (RB)	1960
593 Tyreek Hill	2016
576 Abner Haynes (RB)	1960
<b>Highest Receiving Average, Career (200 receptions)</b>	
18.12 Carlos Carson (351-6,360)	1980-89
17.82 Otis Taylor (410-7,306)	1965-75
17.30 Derrick Alexander (213-3,685)	1998-01
16.82 Stephone Paige (377-6,341)	1983-91
16.29 Eddie Kennison (321-5,230)	2001-07
<b>Highest Receiving Average, Season (24 receptions)</b>	
22.36 Otis Taylor (58-1,297)	1966
21.93 Stephone Paige (43-943)	1985
21.83 Frank Pitts (30-655)	1968
<b>Highest Receiving Average, Game (3 receptions)</b>	
42.60 C. McClinton vs. Denver (5-213)	Dec. 19, 1965
40.00 J. Robinson vs. N.Y. Titans (3-120)	Oct. 2, 1960
39.67 Otis Taylor at Denver (3-119)	Dec. 14, 1968
<b>Most Receiving Touchdowns, Career</b>	
76 Tony Gonzalez	1997-08
57 Otis Taylor	1965-75
55 Chris Burford	1960-67
49 Stephone Paige	1983-91
48 Travis Kelce	2013-20
47 Tyreek Hill	2016-20

44 Dwayne Bowe	2007-14
<b>Most Receiving Touchdowns, Season</b>	
15 Dwayne Bowe	2010
15 Tyreek Hill	2020
12 Chris Burford	1962
12 Tyreek Hill	2018
11 Otis Taylor	1967
11 Stephone Paige	1986
11 Tony Gonzalez	1999
11 Travis Kelce	2020
10 Stephone Paige	1985
10 Derrick Alexander	2000
10 Tony Gonzalez	2003
10 Tony Gonzalez	2008
10 Travis Kelce	2018
<b>Most Receiving Touchdowns, Consecutive Seasons</b>	
22 Tyreek Hill (7, 15)	2019-20
21 Chris Burford (12, 9)	1962-63
21 Stephone Paige (10, 11)	1985-86
20 Tony Gonzalez (11, 9)	1999-00
20 Dwayne Bowe (15, 5)	2010-11
19 Otis Taylor (8, 11)	1966-67
19 Dwayne Bowe (4, 15)	2009-10
19 Tyreek Hill (7, 12)	2017-18
19 Tyreek Hill (12, 7)	2018-19
<b>Most Receiving Touchdowns, Rookie, Season</b>	
6 Fred Arbanas	1962
6 Stephone Paige	1983
6 Tyreek Hill	2016
6 Mecole Hardman	2019
5 Chris Burford	1960
5 Otis Taylor	1965
5 Bill Jones	1990
5 Tim Barnett	1991
5 Dwayne Bowe	2007
<b>Most Receiving Touchdowns, Game</b>	
4 Frank Jackson at San Diego	Dec. 13, 1964
4 Jamaal Charles at Oakland	Dec. 15, 2013
3 Chris Burford at Oakland	Sept. 23, 1962
3 Chris Burford at Boston	Sept. 25, 1966
3 Otis Taylor at Denver	Dec. 17, 1967
3 Otis Taylor at N.Y. Jets	Nov. 16, 1969
3 Sylvester Morris vs. San Diego	Sept. 17, 2000
3 Tony Gonzalez vs. Miami	Sept. 29, 2002
3 Dwayne Bowe at Seattle	Nov. 28, 2010
3 Tyreek Hill at New England	Oct. 14, 2018
3 Sammy Watkins at Jacksonville	Sept. 8, 2019
3 Tyreek Hill at Tampa Bay	Nov. 29, 2020
<b>Most Consecutive Games, Touchdown Receptions</b>	
7 Dwayne Bowe	Oct. 17, 2010 - Nov. 28, 2010
5 Chris Burford	Sept. 8, 1962 - Oct. 12, 1962
5 Otis Taylor	Oct. 23, 1966 - Nov. 20, 1966
5 Tyreek Hill	Oct. 25, 2020 - Nov. 29, 2020
4 Curtis McClinton	Sept. 11, 1966 - Oct. 2, 1966
4 Willie Frazier	Sept. 17, 1972 - Oct. 8, 1972
4 Otis Taylor	Sept. 25, 1972 - Oct. 15, 1972
4 Tony Gonzalez	Sept. 24, 2000 - Oct. 22, 2000
4 Tony Gonzalez	Dec. 7, 2008 - Dec. 28, 2008
4 Tyreek Hill	Sept. 10, 2020 - Oct. 5, 2020
<b>Highest TD Catch Percentage, Season (20 recs.)</b>	
40.0 Marc Boerigter (20 recs., 8 TDs)	2002
33.3 Chris Burford (45 recs., 12 TDs)	1962
27.3 Gloster Richardson (22 recs., 6 TDs)	1968

# REGULAR INDIVIDUAL

25.0 Fred Arbanas (20 recs., 5 TDs)	1967
23.5 Fred Arbanas (34 recs., 8 TDs)	1964
23.1 Mecole Hardman (25 recs., 6 TDs)	2019

## Most 20+ Yard Receptions, Career

130 Tony Gonzalez	1997-08
112 Travis Kelce	2013-20
101 Dwayne Bowe	2007-14
86 Tyreek Hill	2016-20
81 Eddie Kennison	2001-07
64 Derrick Alexander	1998-01
53 Willie Davis	1991-95

## Most 20+ Yard Receptions, Season

27 Tyreek Hill	2018
24 Derrick Alexander	2000
23 Travis Kelce	2020
20 Derrick Alexander	1998
19 Tony Gonzalez	2004
19 Dwayne Bowe	2010
19 Dwayne Bowe	2011
19 Travis Kelce	2017
19 Tyreek Hill	2020
18 Eddie Kennison	2004
18 Travis Kelce	2018

## Most 20+ Yard Receptions, Game

6 Tyreek Hill at Tampa Bay	Nov. 29, 2020
5 Derrick Alexander at San Diego	Nov. 22, 1998
5 Tyreek Hill at Los Angeles Chargers	Sept. 9, 2018
5 Tyreek Hill at Los Angeles Rams	Nov. 19, 2018
4 Derrick Alexander vs. St. Louis	Oct. 22, 2000
4 Eddie Kennison vs. Jacksonville	Dec. 31, 2006
4 Dwayne Bowe at Denver	Nov. 14, 2010
4 Travis Kelce at Oakland	Dec. 2, 2018
4 Sammy Watkins at Jacksonville	Sept. 8, 2019
4 Demarcus Robinson at Oakland	Sept. 15, 2019
3 44 times; Last, Travis Kelce vs. Denver	Dec. 6, 2020

## Total Yards From Scrimmage

### Most Attempts From Scrimmage, Career

1,617 Jamaal Charles (1,332 rush, 285 rec.)	2008-16
1,572 Priest Holmes (1,321 rush, 251 rec.)	2001-07
1,526 Larry Johnson (1,375 rush, 151 rec.)	2003-09
1,445 Ed Podolak (1,157 rush, 288 rec.)	1969-77
1,288 Christian Okoye (1,246 rush, 42 rec.)	1987-92
1,073 Marcus Allen (932 rush, 141 rec.)	1993-97

### Most Attempts From Scrimmage, Season

457 Larry Johnson (416 rush, 41 rec.)	2006
394 Priest Holmes (320 rush, 74 rec.)	2003
389 Priest Holmes (327 rush, 62 rec.)	2001
383 Priest Holmes (313 rush, 70 rec.)	2002
372 Christian Okoye (370 rush, 2 rec.)	1989

### Most Attempts From Scrimmage, Game

41 (39 rush, 2 rec.) L. Johnson vs. Seattle	Oct. 29, 2006
39 (33 rush, 6 rec.) J. Charles at New Orleans	Sept. 23, 2012
38 (38 rush, 0 rec.) C. Okoye at Green Bay	Dec. 10, 1989
38 (33 rush, 5 rec.) L. Johnson vs. JAX	Dec. 31, 2006
37 (37 rush, 0 rec.) C. Okoye vs. Seattle	Nov. 5, 1989
37 (36 rush, 1 rec.) L. Johnson at Houston	Nov. 20, 2005

### Most Yards From Scrimmage, Career

10,954 Tony Gonzalez (14 rush, 10,940 rec.)	1997-08
9,717 Jamaal Charles (7,260 rush, 2,457 rec.)	2008-16
8,447 Priest Holmes (6,070 rush, 2,377 rec.)	2001-07

7,887 Travis Kelce (6 rush, 7,881 rec.)	2013-20
7,467 Otis Taylor (161 rush, 7,306 rec.)	1965-75
7,384 Larry Johnson (6,015 rush, 1,369 rec.)	2003-09

## Most Yards From Scrimmage, Season

2,287 Priest Holmes (1,615 rush, 672 rec.)	2002
2,199 Larry Johnson (1,789 rush, 410 rec.)	2006
2,169 Priest Holmes (1,555 rush, 614 rec.)	2001
2,110 Priest Holmes (1,420 rush, 690 rec.)	2003
2,093 Larry Johnson (1,750 rush, 343 rec.)	2005

## Most Yards From Scrimmage, Game

309 Stephone Paige vs. San Diego (0 rush, 309 rec.)	Dec. 22, 1985
307 Priest Holmes at Seattle (197 rush, 110 rec.)	Nov. 24, 2002
288 Jamaal Charles at New Orleans (233 rush, 55 rec.)	Sept. 23, 2012
277 Priest Holmes at Oakland (168 rush, 109 rec.)	Dec. 9, 2001
269 Tyreek Hill at Tampa Bay (0 rush, 269 rec.)	Nov. 29, 2020
262 Jamaal Charles at Denver (259 rush, 3 rec.)	Jan. 3, 2009

## Yards Per Touch Average, RB, Career (350 touches)

6.60 Abner Haynes (993-6,553)	1960-64
6.57 Jamaal Charles (1,668-10,963)	2008-16
5.89 Kimble Anders (864-5,890)	1991-00
5.53 Curtis McClinton (916-5,069)	1962-69
5.48 Tony Reed (651-3,566)	1977-80

## Yards Per Touch Average, RB, Season (200 touches)

7.0 Jamaal Charles (275-1,935)	2010
6.9 Abner Haynes (211-1,451)	1960
6.6 Abner Haynes (213-1,399)	1961
6.2 Abner Haynes (260-1,622)	1962
6.2 Jamaal Charles (230-1,417)	2009

## Combined Yardage

### Most Combined Attempts, Career (All 1,000+)

1,668 Jamaal Charles	2008-16
1,572 Priest Holmes	2001-07
1,569 Ed Podolak	1969-77
1,526 Larry Johnson	2003-09
1,289 Christian Okoye	1987-92
1,114 Abner Haynes	1960-65

### Most Combined Attempts, Season (All 300+)

457 Larry Johnson	2006
394 Priest Holmes	2003
389 Priest Holmes	2001
383 Priest Holmes	2002
372 Christian Okoye	1989
329 Jamaal Charles	2013
325 Kareem Hunt	2017
320 Jamaal Charles	2012

### Most Combined Attempts, Game

41 Larry Johnson vs. Seattle	Oct. 29, 2006
39 Jamaal Charles at New Orleans	Sept. 23, 2012
38 Christian Okoye at Green Bay	Dec. 10, 1989
38 Larry Johnson vs. Jacksonville	Dec. 31, 2006
37 Christian Okoye vs. Seattle	Nov. 5, 1989
37 L. Johnson at Houston	Nov. 20, 2005
36 Abner Haynes at Denver	Oct. 30, 1960
36 Derrick Blaylock at New Orleans	Nov. 14, 2004
36 L. Johnson vs. New England	Nov. 27, 2005
36 L. Johnson vs. San Diego	Dec. 24, 2005



## Most Combined Yards, Career (All 7,500+)

12,356 Dante Hall	2000-06
10,963 Tony Gonzalez	1997-08
10,963 Jamaal Charles	2008-16
8,447 Abner Haynes	1960-65
8,447 Priest Holmes	2001-07
8,343 Ed Podolak	1969-77
7,677 Carlos Carson	1980-89

## Most Combined Yards, Season

2,446 Dante Hall	2003
2,342 Jamaal Charles	2009
2,287 Priest Holmes	2002
2,236 Dante Hall	2004
2,283 Dante Hall	2005

## Most Combined Yards, Game

309 Stephone Paige vs. San Diego	Dec. 22, 1985
307 Priest Holmes at Seattle	Nov. 24, 2002
296 Dante Hall at Denver	Dec. 7, 2003
290 Noland Smith at San Diego	Oct. 15, 1967
288 Jamaal Charles at New Orleans	Sept. 23, 2012

## Punting

### Most Seasons Leading League

*4 Jerrel Wilson	1965, '68, '72-73
*NFL RECORD	
1 Bob Grupp	1979
1 Jim Arnold	1984

### Most Punts, Career

1,124 Dustin Colquitt	2005-19
1,018 Jerrel Wilson	1963-77
421 Louie Aguiar	1994-98
284 Jim Arnold	1983-85
272 Bryan Barker	1990-93

### Most Punts, Season

101 Daniel Pope	1999
99 Lewis Colbert	1986
98 Jim Arnold	1984
96 Dustin Colquitt	2009
95 Dustin Colquitt	2007

### Most Punts, Game

11 Bob Grupp vs. Baltimore	Sept. 2, 1979
11 Jim Arnold at San Francisco	Nov. 17, 1985
11 Kelly Goodburn vs. Cleveland	Nov. 19, 1989
11 Louie Aguiar vs. San Diego	Nov. 13, 1994
11 Dustin Colquitt at Chicago	Dec. 4, 2011
10 Jerrel Wilson at N.Y. Jets	Sept. 18, 1965
10 Jerrel Wilson vs. Denver	Oct. 6, 1974
10 Kelly Goodburn at N.Y. Jets	Oct. 2, 1988
10 Todd Sauerbrun at San Diego	Nov. 26, 2000
10 Dustin Colquitt at N.Y. Jets	Dec. 30, 2007
10 Dustin Colquitt at Jacksonville	Sept. 8, 2013

### Longest Punt (All 70+)

81 Dustin Colquitt vs. San Diego	Dec. 2, 2007
77 Dustin Colquitt at Denver	Dec. 31, 2017
76 Dan Stryzinski vs. Oakland	Sept. 9, 2001
74 Bob Grupp vs. San Diego	Nov. 4, 1979
73 Dustin Colquitt vs. Oakland	Sept. 14, 2008
72 Jerrel Wilson at San Diego	Sept. 29, 1963
72 Dustin Colquitt at Oakland	Dec. 23, 2006
72 Dustin Colquitt at St. Louis	Dec. 19, 2010
71 Dustin Colquitt at Oakland	Dec. 16, 2012
70 Jerrel Wilson at Denver	Oct. 11, 1964
70 Jerrel Wilson vs. Buffalo	Oct. 18, 1964

70 Jerrel Wilson vs. Houston	Nov. 28, 1968
------------------------------	---------------

70 Dustin Colquitt at Jacksonville	Nov. 8, 2009
------------------------------------	--------------

## Most Punting Yards, Career

50,393 Dustin Colquitt	2005-19
44,218 Jerrel Wilson	1963-77
17,930 Louie Aguiar	1994-98
11,934 Jim Arnold	1983-85
11,267 Bryan Barker	1990-93

## Most Punting Yards, Season

4,397 Jim Arnold	1984
4,361 Dustin Colquitt	2009
4,322 Dustin Colquitt	2007
4,218 Daniel Pope	1999
4,084 Dustin Colquitt	2011

## Highest Punting Average, Career (200 punts)

44.83 Dustin Colquitt (1,124-50,393)	2005-19
43.44 Jerrel Wilson (1,018-44,218)	1963-77
42.59 Louie Aguiar (421-17,930)	1994-98
42.02 Jim Arnold (284-11,934)	1983-85

## Highest Punting Average, Season (50 punts)

46.83 Dustin Colquitt (83-3,887)	2012
46.03 Dustin Colquitt (87-4,005)	2013
45.89 Dustin Colquitt (89-4,084)	2011
45.70 Dustin Colquitt (65-2,971)	2015
45.53 Jerrel Wilson (80-3,642)	1973
45.49 Dustin Colquitt (95-4,322)	2007

## Highest Punting Average, Game (4 punts)

60.75 Tommy Townsend vs. New England (4-243)	Oct. 5, 2020
57.20 Dustin Colquitt vs. San Diego (5-286)	Oct. 31, 2011
56.40 Jerrel Wilson vs. Boston (5-282)	Oct. 11, 1970
55.60 Louie Aguiar at Arizona (5-278)	Oct. 1, 1995
54.75 Jerrel Wilson vs. Boston (4-219)	Oct. 3, 1965

## Highest Net Punting Average, Career (200 Punts)

39.74 Dustin Colquitt	2005-19
35.48 Louie Aguiar	1994-98
35.42 Jerrel Wilson	1963-77
35.13 Bob Grupp	1979-81
34.82 Bryan Barker	1990-93

## Highest Net Punting Average, Season (50 Punts)

41.11 Dustin Colquitt	2017
40.84 Dustin Colquitt	2015
40.78 Dustin Colquitt	2009
40.78 Dustin Colquitt	2012
40.66 Dustin Colquitt	2016

## Highest Net Punting Average, Game (4 Punts)

52.50 Dustin Colquitt vs. Denver	Sept. 15, 2015
52.20 Dustin Colquitt at L.A. Chargers	Sept. 9, 2018
52.00 Dustin Colquitt at Indianapolis	Oct. 10, 2010
51.86 Dustin Colquitt at Oakland	Dec. 16, 2012
51.25 Dustin Colquitt vs. San Diego	Sept. 30, 2012
48.80 Dustin Colquitt at Miami	Sept. 21, 2014

## Most Consecutive Punts, None Blocked

458 Dustin Colquitt	2013-19
377 Louie Aguiar	1994-98
256 Jerrel Wilson	1968-71
233 Jim Arnold	1983-85

## Punts Had Blocked, Career

12 Jerrel Wilson	1963-77
5 Dustin Colquitt	2005-19
2 Bob Grupp	1979-81
2 Jim Arnold	1983-85
2 Bryan Barker	1990-93
2 Daniel Pope	1999

## Punts Had Blocked, Season

# REGULAR INDIVIDUAL

2 Jerrel Wilson	1974
2 Jim Arnold	1985
2 Daniel Pope	1999
<b>Punts Had Blocked, Game</b>	
2 Jim Arnold vs. Denver	Oct. 27, 1985
<b>Most Punts Inside the 20, Career</b>	
462 Dustin Colquitt	2005-19
117 Louie Aguiar	1994-98
62 Bryan Barker	1990-93
58 Jim Arnold	1983-85
54 Kelly Goodburn	1987-90
<b>Most Punts Inside the 20, Season</b>	
45 Dustin Colquitt	2012
41 Dustin Colquitt	2009
38 Dustin Colquitt	2016
37 Dustin Colquitt	2015
35 Dustin Colquitt	2013

## Punt Returns

<b>Most Punt Returns, Career</b>	
220 J.T. Smith	1979-84
188 Dante Hall	2000-06
181 Tamarick Vanover	1995-99
105 Javier Arenas	2010-12
86 Ed Podolak	1969-77
86 Tyreek Hill	2016-20
<b>Most Punt Returns, Season</b>	
58 J.T. Smith	1979
58 Dexter McCluster	2013
51 Tamarick Vanover	1995
51 Tamarick Vanover	1999
50 J.T. Smith	1981
<b>Most Punt Returns, Game</b>	
8 Ed Podolak vs. San Diego	Nov. 10, 1974
8 De'Anthony Thomas vs. Oakland	Dec. 14, 2014
7 J.T. Smith vs. Baltimore	Sept. 2, 1979
7 J.T. Smith vs. N.Y. Giants	Oct. 21, 1979
7 Tamarick Vanover vs. Detroit	Sept. 26, 1999
7 Tamarick Vanover at Denver	Dec. 5, 1999
7 Eddie Drummond at Oakland	Oct. 21, 2007
7 Dexter McCluster at Jacksonville	Sept. 8, 2013
7 Dexter McCluster at Washington	Dec. 8, 2013
<b>Most Seasons Leading League</b>	
2 J.T. Smith	1979-80
<b>Most Punt Return Yards, Career</b>	
2,322 J.T. Smith	1979-84
1,930 Tamarick Vanover	1995-99
1,882 Dante Hall	2000-06
1,029 Javier Arenas	2010-12
1,009 Tyreek Hill	2016-20
959 Dexter McCluster	2010-13
<b>Most Punt Return Yards, Season</b>	
686 Dexter McCluster	2013
640 Tamarick Vanover	1999
612 J.T. Smith	1979
592 Tyreek Hill	2016
581 J.T. Smith	1980
<b>Most Punt Return Yards, Game</b>	
177 Dexter McCluster at Washington	Dec. 8, 2013
156 De'Anthony Thomas vs. Oakland	Dec. 14, 2014
141 J.T. Smith vs. Oakland	Sept. 23, 1979
130 Tamarick Vanover vs. New Orleans	Dec. 21, 1997
128 Dante Hall vs. Arizona	Dec. 1, 2002
<b>Longest Punt Return (All TDs)</b>	

95 Tyreek Hill at San Diego	Jan. 1, 2017
94 Dexter McCluster vs. San Diego	Sept. 13, 2010
93 Dante Hall vs. Denver	Oct. 5, 2003
91 Tyreek Hill at L.A. Chargers	Sept. 9, 2018
90 Dante Hall vs. Arizona	Dec. 1, 2002
89 Dexter McCluster vs. N.Y. Giants	Sept. 29, 2013
<b>Most Seasons Leading League</b>	
1 Abner Haynes	1960
1 Noland Smith	1968
1 Ed Podolak	1970
1 J.T. Smith	1980
1 Dante Hall	2003
1 Tyreek Hill	2016
<b>Highest Punt Return Average, Career (50 returns)</b>	
12.14 Dexter McCluster (79-959)	2010-13
11.73 Tyreek Hill (86-1,009)	2016-20
11.11 Noland Smith (53-589)	1967-69
10.87 Abner Haynes (54-587)	1960-64
10.66 Tamarick Vanover (181-1,930)	1995-99
10.60 J.T. Smith (216-2,289)	1978-84
<b>Highest Punt Return Average, Season (12 returns)</b>	
16.28 Dante Hall (29-472)	2003
15.54 Dexter McCluster (13-202)	2010
15.36 Abner Haynes (14-215)	1960
15.18 Tyreek Hill (39-592)	2016
15.00 Noland Smith (18-270)	1968
<b>Highest Punt Return Average, Game (3 returns)</b>	
35.00 D. Hall vs. Denver (3-105)	Oct. 5, 2003
33.33 D. McCluster vs. San Diego (3-100)	Sept. 13, 2010
28.67 M. Garrett at Buffalo (3-86)	Sept. 11, 1966
28.67 N. Smith vs. N.Y. Jets (3-86)	Sept. 15, 1968
28.25 D. McCluster vs. N.Y. Giants (4-113)	Sept. 29, 2013
<b>Most Punt Return Touchdowns, Career</b>	
5 Dante Hall	2000-06
4 J.T. Smith	1979-84
4 Tamarick Vanover	1995-99
4 Tyreek Hill	2016-20
<b>Most Punt Return Touchdowns, Season</b>	
2 J.T. Smith	1979
2 J.T. Smith	1980
2 Dale Carter	1992
2 Tamarick Vanover	1999
2 Dante Hall	2002
2 Dante Hall	2003
2 Dexter McCluster	2013
2 Tyreek Hill	2016
<b>Most Punt Return Touchdowns, Game</b>	
1 29 times	
Last; Mecole Hardman at Miami	Dec. 13, 2020

## Kickoff Returns

<b>Most Kickoff Returns, Career</b>	
360 Dante Hall	2000-06
212 Tamarick Vanover	1995-99
84 Dave Grayson	1961-64
72 Nile Davis	2013-16
68 Noland Smith	1967-69
<b>Most Kickoff Returns, Season</b>	
68 Dante Hall	2004
65 Dante Hall	2005
57 Dante Hall	2002
57 Dante Hall	2003
53 Dante Hall	2006
<b>Most Kickoff Returns, Game</b>	

# REGULAR INDIVIDUAL

9 Noland Smith vs. Oakland	Nov. 23, 1967
9 Paul Palmer at Seattle	Sept. 20, 1987
<b>Most Kickoff Return Yards, Career</b>	
8,644 Dante Hall	2000-06
5,099 Tamarick Vanover	1995-99
2,231 Dave Grayson	1961-64
1,942 Knile Davis	2013-16
1,822 Noland Smith	1967-69
1,326 Abner Haynes	1960-64
<b>Most Kickoff Return Yards, Season</b>	
1,718 Dante Hall	2004
1,560 Dante Hall	2005
1,478 Dante Hall	2003
1,354 Dante Hall	2002
1,308 Tamarick Vanover	1997
<b>Most Kickoff Return Yards, Game (All 200+)</b>	
251 Jon Vaughn at Miami	Dec. 12, 1994
244 Noland Smith at San Diego	Oct. 15, 1967
234 Dante Hall vs. Philadelphia	Oct. 2, 2005
233 Dante Hall vs. San Diego	Nov. 28, 2004
221 Paul Palmer at Seattle	Sept. 20, 1987
206 Noland Smith vs. Oakland	Nov. 23, 1967
<b>Longest Kickoff Return (All TDs)</b>	
108 Knile Davis vs. Denver	Dec. 1, 2013
106 Noland Smith at Denver	Dec. 17, 1967
104 Mecole Hardman vs. L.A. Chargers	Dec. 29, 2019
102 Byron Pringle at Denver	Oct. 25, 2020
100 Dante Hall vs. Pittsburgh	Sept. 14, 2003
99 Dave Grayson at Denver	Sept. 7, 1963
99 Tamarick Vanover at Seattle	Sept. 3, 1995
99 Knile Davis vs. St. Louis	Oct. 26, 2014
97 Boyce Green at Pittsburgh	Dec. 21, 1986
97 Tamarick Vanover at Denver	Oct. 27, 1996
97 Dante Hall at Baltimore	Sept. 28, 2003
97 Dante Hall vs. Denver	Dec. 19, 2004
97 Jamaal Charles vs. Pittsburgh	Nov. 22, 2009
<b>Most Seasons Leading League</b>	
1 Dave Grayson	1961
<b>Highest Kickoff Return Average, Career (50 returns)</b>	
26.97 Knile Davis (72-1,942)	2013-16
26.79 Noland Smith (68-1,822)	1967-69
26.56 Dave Grayson (84-2,231)	1961-64
25.17 Abner Haynes (52-1,309)	1960-64
24.43 Jamaal Charles (51-1,246)	2008-16
24.05 Tamarick Vanover (212-5,099)	1995-99
<b>Highest Kickoff Return Average, Season (15 returns)</b>	
30.06 Quintin Demps (33-992)	2013
28.31 Dave Grayson (16-453)	1961
28.30 Larry Marshall (23-651)	1972
29.71 Dave Grayson (18-535)	1962
<b>Highest Kickoff Return Average, Game (3 returns)</b>	
48.67 Dante Hall vs. Pittsburgh (3-146)	Sept. 14, 2003
45.00 Tremon Smith at New England (4-180)	Oct. 14, 2018
44.67 Dante Hall vs. St. Louis (3-134)	Dec. 8, 2002
44.33 Paul Palmer vs. Seattle (3-133)	Dec. 27, 1987
40.67 Noland Smith at San Diego (6-244)	Oct. 15, 1967
40.33 L. Williams vs. Cincinnati (3-121)	Nov. 21, 1976
40.33 Dante Hall at Baltimore (3-121)	Sept. 28, 2003
<b>Most Kickoff Return Touchdowns, Career</b>	
6 Dante Hall	2000-06
4 Tamarick Vanover	1995-99
2 Paul Palmer	1987-88
2 Knile Davis	2013-16
<b>Most Kickoff Return Touchdowns, Season</b>	

2 Paul Palmer	1987
2 Tamarick Vanover	1995
2 Dante Hall	2003
2 Dante Hall	2004
<b>Most Kickoff Return Touchdowns, Game</b>	
1 24 times	
Last; Mecole Hardman vs. L.A. Chargers Dec. 29, 2019	

## Fumbles

<b>Most Opponents Fumbles Forced, Career</b>	
45 Derrick Thomas	1989-99
33 Tamba Hali	2006-17
29 Neil Smith	1988-96
23 Derrick Johnson	2005-17
14 Justin Houston	2011-18
13 Kevin Ross	1984-93, '97
13 Jared Allen	2004-07
<b>Most Opponents Fumbles Forced, Season</b>	
8 Derrick Thomas	1992
7 Jared Allen	2005
7 Dee Ford	2018
6 Derrick Thomas	1990
6 Derrick Thomas	1994
6 Tamba Hali	2006
<b>Most Fumbles Forced, Rookie, Season</b>	
6 Tamba Hali	2006
4 Kevin Ross	1984
4 Tim Cofield	1986

## Interceptions

<b>Most Seasons, Leading League</b>	
2 Johnny Robinson	1966, '70
2 Emmitt Thomas	1969, '74
<b>Most Interceptions By, Career</b>	
58 Emmitt Thomas	1966-78
57 Johnny Robinson	1960-71
50 Deron Cherry	1981-91
39 Gary Barbaro	1976-82
38 Albert Lewis	1983-93
<b>Most Interceptions By, Season</b>	
12 Emmitt Thomas	1974
10 Johnny Robinson	1966
10 Bobby Hunt	1966
10 Johnny Robinson	1970
10 Gary Barbaro	1980
9 Emmitt Thomas	1969
9 Deron Cherry	1986
<b>Most Interceptions By, Rookie, Season</b>	
8 Marcus Peters	2015
8 Bobby Hunt	1962
7 Dale Carter	1992
6 Kevin Ross	1984
4 Bobby Ply	1962
4 Emmitt Thomas	1967
4 Lloyd Burruss	1981
4 Albert Lewis	1983
4 Eric Berry	2010
3 14 players; Last L. Sneed (2020)	
<b>Most Interceptions By, Game</b>	
*4 Bobby Ply vs. San Diego	Dec. 16, 1962
4 Bobby Hunt vs. Houston	Oct. 4, 1964
4 Deron Cherry vs. Seattle	Sept. 29, 1985
3 Bobby Ply vs. Denver	Dec. 9, 1962



# REGULAR INDIVIDUAL

3 Johnny Robinson at Baltimore	Sept. 28, 1970
3 Albert Lewis vs. Atlanta	Dec. 8, 1985
3 Lloyd Burruss vs. San Diego	Oct. 19, 1986
3 Albert Lewis vs. Atlanta	Sept. 1, 1991
3 Greg Wesley vs. Miami	Sept. 29, 2002
3 Greg Wesley vs. New England	Nov. 27, 2005
<b>*NFL RECORD</b>	
<b>Most Consecutive Games, Passes Intercepted By</b>	
6 Eric Harris	1980
<b>Most Interception Return Yards, Career</b>	
938 Emmitt Thomas (58 INTs)	1966-78
771 Gary Barbaro (39 INTs)	1975-82
741 Johnny Robinson (57 INTs)	1960-71
688 Deron Cherry (50 INTs)	1981-91
674 Bobby Hunt (37 INTs)	1962-67
<b>Most Interception Return Yards, Season</b>	
280 Marcus Peters (8 INTs)	2015
274 Mark McMillian (8 INTs)	1997
228 Bobby Hunt (6 INTs)	1963
214 Emmitt Thomas (12 INTs)	1974
193 Lloyd Burruss (5 INTs)	1986
175 Derrick Johnson (3 INTs)	2009
<b>Most Interception Return Yards Gained, Game</b>	
121 Lloyd Burruss vs. San Diego (3 INTs)	Oct. 19, 1986
118 Brandon Flowers at N.Y. Jets (2 INTs)	Oct. 26, 2008
108 Bobby Ply vs. San Diego (4 INTs)	Dec. 16, 1962
105 Derrick Johnson vs. Denver (2 INTs)	Jan. 3, 2010
102 Gary Barbaro vs. Seattle (1 INT)	Dec. 11, 1977
<b>Longest Interception Return</b>	
102 Gary Barbaro vs. Seattle	Dec. 11, 1977
100 Tim Collier at Oakland	Dec. 18, 1977
100 Sean Smith at Buffalo	Nov. 3, 2013
99 Dave Grayson vs. N.Y. Titans	Dec. 17, 1961
99 Kevin Ross at San Diego	Sept. 6, 1992
<b>Most Interception Return Touchdowns, Career</b>	
6 Bobby Bell	1963-74
5 Emmitt Thomas	1966-78
5 Jim Kearney	1967-75
5 Eric Berry	2010-17
4 Lloyd Burruss	1981-91
4 Derrick Johnson	2005-17
<b>Most Interception Return Touchdowns, Season</b>	
*4 Jim Kearney	1972
3 Lloyd Burruss	1986
3 Mark McMillian	1997
2 Sherrill Headrick	1961
2 Emmitt Thomas	1974
2 Charles Mincy	1992
2 Jerome Woods	1993
2 Derrick Johnson	2009
2 Eric Berry	2013
2 Marcus Peters	2015
2 Eric Berry	2016
<b>*NFL RECORD</b>	
<b>Most Interception Return Touchdowns, Game</b>	
*2 Jim Kearney at Denver	Oct. 1, 1972
2 Lloyd Burruss vs. San Diego	Oct. 19, 1986
2 Derrick Johnson at Denver	Jan. 3, 2010
<b>*NFL RECORD</b>	

## Sacks

### Most Sacks, Career (All 50.0+)

126.5 Derrick Thomas	1989-99
89.5 Tamba Hali	2006-17

85.5 Neil Smith	1988-96
78.5 Justin Houston	2011-18
73.0 Art Still	1978-87
51.0 Mike Bell	1979-85, '87-91

### Most Sacks, Season

22.0 Justin Houston	2014
20.0 Derrick Thomas	1990
15.5 Jared Allen	2007
15.5 Chris Jones	2018
15.0 Neil Smith	1993
14.5 Art Still	1980
14.5 Art Still	1984
14.5 Neil Smith	1992
14.5 Derrick Thomas	1992
14.5 Tamba Hali	2010

### Most Sacks, Consecutive Seasons

33.5 Derrick Thomas (20.0, 13.5)	1990-91
33.0 Justin Houston (11.0, 22.0)	2013-14
30.0 Derrick Thomas (10.0, 20.0)	1989-90
29.5 Neil Smith (14.5, 15.0)	1992-93
29.5 Justin Houston (22.0, 7.5)	2014-15
28.0 Derrick Thomas (13.5, 14.5)	1991-92
26.5 Neil Smith (15.0, 11.5)	1993-94
26.5 Tamba Hali (14.5, 12.0)	2010-11

### Most Sacks, Rookie, Season

10.0 Derrick Thomas	1989
9.0 Jared Allen	2004
8.0 Tamba Hali	2006
6.5 Art Still	1978
5.5 Sylvester Hicks	1978
5.5 Mike Bell	1979
5.5 Justin Houston	2011

### Most Sacks, Game

*7.0 Derrick Thomas vs. Seattle	Nov. 11, 1990
6.0 Derrick Thomas vs. Oakland	Sept. 6, 1998
4.5 Justin Houston at Philadelphia	Sept. 19, 2013
4.0 Wilbur Young at San Diego	Oct. 19, 1975
4.0 Art Still at Oakland	Oct. 5, 1980
4.0 Derrick Thomas vs. Buffalo	Oct. 7, 1991
4.0 Derrick Thomas vs. San Diego	Nov. 8, 1992
4.0 Neil Smith vs. L.A. Raiders	Oct. 3, 1993
4.0 Justin Houston vs. San Diego	Dec. 28, 2014

### \*NFL RECORD

### Most Sack Yards, Career

699.0 Derrick Thomas	1989-99
591.5 Tamba Hali	2006-17
506.5 Neil Smith	1988-96
452.0 Justin Houston	2011-18
293.0 Eric Hicks	1998-06

### Most Sack Yards, Season

127.0 Neil Smith	1993
122.0 Chris Jones	2018
114.5 Neil Smith	1992
113.0 Derrick Thomas	1992
111.0 Jared Allen	2007
109.0 Derrick Thomas	1996

### Most Sack Yards, Game

36.0 Derrick Thomas vs. San Diego	Nov. 8, 1992
36.0 Derrick Thomas vs. Oakland	Sept. 6, 1998
35.0 Neil Smith vs. Los Angeles	Oct. 3, 1993
34.0 Vonnie Holliday vs. San Diego	Sept. 7, 2003
33.0 Darren Mickell vs. Denver	Dec. 17, 1995

## Tackles

# REGULAR INDIVIDUAL

## Most Tackles, Career

1,262 Derrick Johnson	2005-17
999 Gary Spani	1978-86
992 Art Still	1978-87
927 Deron Cherry	1981-91
876 Donnie Edwards	1996-01, 2007-08
827 Kevin Ross	1984-93, '97

## Most Tackles, Season

179 Derrick Johnson	2011
162 Mike Maslowski	2002
157 Gary Spani	1979
153 Gary Spani	1981
151 Deron Cherry	1988
151 Donnie Edwards	1998, 2000
151 Scott Fujita	2003

## Most Tackles, Rookie, Season

144 Gary Spani	1978
140 Dino Hackett	1986
126 Eric Berry	2010
120 Art Still	1978
101 Greg Wesley	2000

## Most Tackles, Consecutive Seasons

326 Derrick Johnson (147, 179)	2010-11
306 Gary Spani (157, 149)	1979-80
304 Derrick Johnson (179, 125)	2011-12
302 Gary Spani (149, 153)	1980-81
301 Gary Spani (144, 157)	1978-79

## Special Team Tackles

### Most Special Teams Tackles, Career

148 Gary Stills	1999-05
147 Greg Manusky	1994-99
97 Danan Hughes	1993-98
96 Tony Richardson	1995-05
94 Louis Cooper	1985-90

### Most Special Teams Tackles, Season

34 Gary Stills	2002
29 Gary Stills	2003
29 Rich Scanlon	2005
28 Ken Jolly	1984
27 Albert Lewis	1983
27 Todd McNair	1990
27 Bennie Thompson	1992
27 Greg Manusky	1999

### Most Special Teams Tackles, Consecutive Seasons

63 Gary Stills	2002-03
54 Gary Stills	2003-04
52 Gary Stills	2001-02
51 Greg Manusky	1996-97
50 Greg Manusky	1998-99
50 Gary Stills	2004-05

## Blocked Kicks

### Most Opponents Punts Blocked, Career

10 Albert Lewis	1983-93
3 Bernard Pollard	2006-08
2 Ed Beckman	1977-84
2 Gary Green	1977-83
2 Sherrill Headrick	1960-67
2 Bernard Pollard	2006
1 D.J. Alexander	2015

### Most Opponents Punts Blocked, Season

4 Albert Lewis	1990
3 Albert Lewis	1986
2 Sherrill Headrick	1963
2 Bernard Pollard	2006

### Most Opponents Punts Blocked, Game

2 Sherrill Headrick vs. Denver	Dec. 8, 1963
--------------------------------	--------------

### Longest Return of Blocked Field Goal

78 (TD) Lloyd Burruss at Pittsburgh	Dec. 21, 1986
65 (TD) Kevin Ross at Cincinnati	Dec. 6, 1987

## Games Won

### Most Consecutive Games Won

11	2015-16
10	2019-20, 2020
9	2003, 2013, 2017-18
7	1968-69, 1969, 1995, 1997-98, 2016-17
6	1968, 1997
5	1961-62, 1966-67, 1971, 1984-85, 2014, 2016, 2018-19

### Most Consecutive Games Won, Single Season

10	2015, 2020
9	2003, 2013
7	1969, 1995
6	1968, 1997, 2019
5	1968, 1971, 2014, 2016, 2017, 2018

### Most Consecutive Games Won, Start of Season

9	2003, 2013
5	2017, 2018
4	1996, 2018, 2019, 2020
3	1962, 1966, 1994, 1995, 2010

### Most Consecutive Games Won, End of Season

10	2015
6	1997, 2019
5	1968
4	2017, 2018
3	1960, 1963, 1966, 1967, 1971, 1972, 1984, 1986

### Most Consecutive Home Games Won

13	2002-03
11	1994-96, 1997-98
10	1968-69, 2015-16
9	1970-71, 2017-18

### Most Consecutive Road Games Won

11	2019-20
9	1966-67, 2016-17
6	1967-68
5	1968-69, 1971-72

## Games Lost

### Most Consecutive Games Lost

12	2007-08
9	1987, 2008-09
8	1975-76, 2012
7	1985, 2008

### Most Consecutive Games Lost, Start of Season

5	1977, 2009
4	1976, 1980
3	1975, 2004, 2008, 2011

### Most Consecutive Games Lost, End of Season

9	2007
6	1977
4	1975, 2008, 2012

### Most Consecutive Home Games Lost

10	2008-09
8	1974-75
7	1975-76, 2011-12
6	1977-78, 2007-08

### Most Consecutive Road Games Lost

9	2007-08
8	1978-79, 1985-86
6	1988, 2008-09, 2012

565 2018

484 2003

483 2004

473 2020

467 2002

451 2019

448 1966

430 2013

415 2017

408 1967

405 2015

403 2005

### Highest Scoring Average, Season

35.3 (565 in 16 games)	2018
32.0 (448 in 14 games)	1966
30.3 (484 in 16 games)	2003
30.2 (483 in 16 games)	2004
29.6 (473 in 16 games)	2020
29.2 (467 in 16 games)	2002
29.1 (408 in 14 games)	1967

### Most Points, Consecutive Seasons

1,016 (565, 451)	2018-19
971 (415, 565)	2017-18
967 (484, 483)	2003-04
951 (467, 484)	2002-03
924 (451, 473)	2019-20
886 (483, 403)	2004-05
856 (448, 408)	1966-67
804 (389, 415)	2016-17

### Fewest Points, Season

176 1982 (9 games)
211 2012
212 2011
225 1977
226 2007

### Lowest Scoring Average, Season

13.2 (211 in 16 games)	2012
13.3 (212 in 16 games)	2011
14.1 (226 in 16 games)	2007
14.9 (238 in 16 games)	1979
15.2 (243 in 16 games)	1978
15.9 (254 in 16 games)	1988

### Largest Scoring Differential, Season

201 (371 - 170)	1968
182 (359 - 177)	1969
176 (448 - 276)	1966
156 (369 - 233)	1962
154 (408 - 254)	1967

### Most 40-Point Games, Season

5	2003, 2018
4	1966, 2002, 2004
3	1961, 1962, 1963, 1964, 1967
2	1965, 1968, 1983, 2000, 2010, 2013, 2017, 2019, 2020

### Most 30-Point Games, Season

12	2018
9	2020
8	1966, 2002, 2004
7	1999, 2003, 2019
6	1960, 1967, 2010
5	1962, 1965, 1968, 1983, 1994, 2005, 2006, 2015, 2016, 2017

### Most Points Scored, Game

59 at Denver	Sept. 7, 1963
56 at Denver	Oct. 23, 1966

## Scoring

### Most Points, Season (All 400+)



56 vs. Atlanta	Oct. 24, 2004		
56 at Oakland	Dec. 15, 2013		
54 vs. St. Louis	Oct. 22, 2000		
52 4 times; Last vs. Denver	Oct. 29, 1967		
<b>Largest Margin of Victory, Game</b>			
52 Kansas City (59) at Denver (7)	Sept. 7, 1963		
49 Kansas City (49) vs. Arizona (0)	Dec. 1, 2002		
48 Kansas City (48) vs. N.Y. Jets (0)	Dec. 22, 1963		
46 Kansas City (56) vs. Denver (10)	Oct. 16, 1966		
46 Kansas City (56) vs. Atlanta (10)	Oct. 24, 2004		
<b>Most Points, Both Teams, Game</b>			
105 KC (51) at LAR (54)	Nov. 19, 2018		
99 KC (48) at Seattle (51)	Nov. 27, 1983 (OT)		
88 KC (49) vs. Denver (39)	Nov. 1, 1964		
88 KC (54) vs. St. Louis (34)	Oct. 22, 2000		
<b>Fewest Points, Both Teams, Game</b>			
3 KC (0) at Tampa Bay (3)	Dec. 16, 1979		
9 KC (3) vs. Cleveland (6)	Sept. 4, 1988		
10 KC (7) at Denver (3)	Jan. 1, 2012		
12 KC (6) vs. St. Louis (6)	Nov. 22, 1970		
12 KC (3) at Miami (9)	Oct. 20, 1974		
<b>Most Points Shutout Victory, Game</b>			
49 vs. Arizona	Dec. 1, 2002		
48 vs. N.Y. Jets	Dec. 22, 1963		
41 vs. Miami	Oct. 8, 1967		
41 vs. San Francisco	Oct. 1, 2006		
34 vs. Boston	Dec. 11, 1960		
34 vs. Houston	Nov. 26, 1989		
34 vs. Cleveland	Sept. 30, 1990		
34 vs. San Diego	Oct. 31, 1999		
<b>Fewest Points, Shutout Victory, Game</b>			
14 vs. Baltimore	Sept. 2, 1979		
16 vs. Denver	Dec. 6, 1970		
17 vs. L.A. Chargers	Sept. 25, 1960		
<b>Largest Fourth-Quarter Comebacks</b>			
Opponent	Deficit	Final	Date
17 at Green Bay	14-31	40-34 (OT)	Oct. 12, 2003
17 vs. San Diego	10-27	33-27 (OT)	Sept. 11, 2016
14 at N.Y. Jets	3-17	17-17 (OT)	Oct. 2, 1988
14 vs. N.Y. Giants	3-17	20-17 (OT)	Sept. 10, 1995
14 at Oakland	20-34	37-34	Nov. 28, 1999
14 at Carolina	3-17	20-17	Nov. 13, 2016
<b>Largest Second-Half Comebacks</b>			
Opponent	Deficit	Final	Date
21 vs. San Diego	3-24	33-27 (OT)	Sept. 11, 2016
18 at New Orleans	6-24	27-24	Sept. 23, 2012
17 at Buffalo	10-27	27-27	Sept. 22, 1963
17 at Oakland	0-17	28-17	Oct. 25, 1981
17 at Green Bay	14-31	40-34 (OT)	Oct. 12, 2003
16 at San Diego	0-16	24-23	Nov. 2, 1986
14 at N.Y. Jets	3-17	17-17 (OT)	Oct. 2, 1988
14 vs. San Diego	0-14	20-17 (OT)	Dec. 8, 1991
14 vs. N.Y. Giants	3-17	20-17 (OT)	Sept. 10, 1995
14 at Oakland	13-27	28-27	Sept. 8, 1997
14 at Oakland	20-34	37-34	Nov. 28, 1999
14 at Carolina	3-17	20-17	Nov. 13, 2016
<b>Most Consecutive Games Scoring</b>			
179	1963-76		
139	1994-2002		
130	2012-20		
91	1987-92		
84	2003-08		
<b>Most Points, Two Consecutive Games</b>			
104 (56, 48)	Oct. 23, 1966 - Oct. 30, 1966		

101 (45, 56) Dec. 8, 2013 - Dec. 15, 2013

## Most First-Half Points, Game

42 vs. Denver	Oct. 29, 1967
38 at Miami	Sept. 28, 1968
38 at Washington	Dec. 8, 2013
35 vs. Arizona	Dec. 1, 2002
35 vs. St. Louis	Dec. 8, 2002
35 vs. Atlanta	Oct. 24, 2004
35 at Oakland	Dec. 15, 2013
35 vs. San Francisco	Sept. 23, 2018

## Most First-Quarter Points, Season

158	1966
147	2018
124	2013
113	2004
112	2003
103	1962

## Most First-Quarter Points, Game

24 at Miami	Sept. 28, 1968
21 13 times, last at Pittsburgh	Sept. 16, 2018

## Most Second-Quarter Points, Season

177	2019
153	2003
150	2018
149	1997, 2020
143	1967
137	1989, 2004, 2010
136	2005

## Most Second-Quarter Points, Game

28 vs. Denver	Oct. 29, 1967
28 vs. Pittsburgh	Oct. 18, 1971
28 vs. Denver	Dec. 7, 1980
28 vs. San Diego	Dec. 22, 1985
28 at Washington	Sept. 30, 2001
28 at Oakland	Sept. 15, 2019
24 vs. Houston	Oct. 30, 1966
24 vs. Indianapolis	Oct. 31, 2004

## Most Second-Half Points, Game

35 at Denver	Oct. 23, 1966
35 at Denver	Dec. 1, 1972
35 at Tennessee	Dec. 13, 2004
34 at Denver	Jan. 3, 2010
31 at Denver	Sept. 7, 1963
31 at New England	Oct. 14, 2018
30 vs. Cleveland	Dec. 14, 1975

## Most Third-Quarter Points, Season

134	2018
109	1963
106	1964
105	1998
103	2019
94	1966
93	1999, 2004

## Most Third-Quarter Points, Game

22 vs. New York Jets	Nov. 5, 1967
22 vs. Buffalo	Oct. 18, 1969
22 vs. Oakland	Nov. 26, 1961
21 at Buffalo	Nov. 6, 1960
21 at Denver	Sept. 7, 1963
21 at Denver	Oct. 1, 1972
21 vs. Oakland	Oct. 3, 1977

## Most Fourth-Quarter Points, Season

168	2002
140	2004

136	2020
131	2003, 2018
129	1962
127	1960
<b>Most Fourth-Quarter Points, Game</b>	
23	at Buffalo Nov. 2, 1969
23	at Cleveland Sept. 8, 2002
22	at N.Y. Titans Nov. 24, 1960
21	at New England Sept. 7, 2017
20	at Green Bay Oct. 12, 2003
<b>Most Touchdowns, Season</b>	
71	2018
63	2003
62	2004
57	2002, 2020
55	1966
52	2013
<b>Most Touchdowns, Consecutive Seasons</b>	
125 (63, 62)	2003-04
121 (71, 50)	2018-19
120 (57, 63)	2002-03
113 (42, 71)	2017-18
108 (62, 46)	2004-05
107 (50, 57)	2019-20
104 (55, 49)	1966-67
96 (50, 46)	1962-63
<b>Fewest Touchdowns, Season</b>	
17	1982 (9 games)
18	2012
20	2011
23	1973
24	1988, 2007
<b>Most Touchdowns, Game</b>	
8	at Denver Sept. 7, 1963
8	at Denver Oct. 23, 1966
8	vs. Atlanta Oct. 24, 2004
8	at Oakland Dec. 15, 2013
7	12 times; Last at Tennessee Dec. 13, 2004
<b>Most Touchdowns, Both Teams, Game</b>	
13	Kansas City (7) at Seattle (6) Nov. 27, 1983 (OT)
13	Kansas City (8) at Oakland (5) Dec. 15, 2013
12	Kansas City (7) vs. Denver (5) Nov. 1, 1964
12	Kansas City (7) vs. St. Louis (5) Oct. 22, 2000
12	Kansas City (7) at Tennessee (5) Dec. 13, 2004
<b>Most Consecutive Games Scoring Touchdowns</b>	
96	1963-70
64	1997-01
54	2017-20
52	1960-63
35	1994-96
33	1976-78
<b>Most Offensive Touchdowns, Season</b>	
66	2018
58	2004
56	2003
53	2002, 2020
50	1962, 1966
46	1964, 2019
<b>Fewest Offensive Touchdowns, Season</b>	
13	1982 (9 games)
17	2012
18	2011
21	1973, 1974
23	2007

24	1970, 1977, 1987, 1988
25	1979
<b>Most Return Touchdowns, Season</b>	
11	1992, 1999, 2013
8	2016
7	1995, 1997, 2003
<b>Most Defensive Touchdowns, Season</b>	
9	1999
8	1992
6	2013, 2015
5	1972, 1974, 1977
4	1960, 1967, 1981, 1986, 1995, 1997, 2016, 2018
<b>Fewest Defensive Touchdowns, Season</b>	
0	1962, 1976, 1978, 1988, 2006, 2012
1	1961, 1975, 1976, 1989, 1998, 2001, 2002, 2007
<b>Most Defensive Touchdowns, Game</b>	
3	vs. Denver Dec. 27, 1992
2	15 times, last at Baltimore Dec. 20, 2015
<b>Most Interception Return TDs, Season</b>	
6	1992
5	1972, 1974, 1999, 2013
4	1960, 1986, 1997, 2015, 2016
<b>Most Fumble Return TDs, Season</b>	
4	1999
3	1997, 1980, 1981, 2017
2	1989, 1991, 1992, 1993, 1995, 2013, 2019
<b>Most Special Teams Touchdowns, Season</b>	
5	1986, 1987, 2013
4	1995, 2003, 2016
3	1969, 1992, 2002, 2009
<b>Most Special Teams Touchdowns, Game</b>	
3	at Pittsburgh Dec. 21, 1986
2	vs. Cleveland Sept. 30, 1990
2	vs. St. Louis Dec. 8, 2002
2	at Washington Dec. 8, 2013
<b>Most Points After Touchdown, Season</b>	
65	2018
58	2003, 2004
54	2002, 2020
52	2013
48	1966
47	1962
<b>Fewest Points After Touchdown, Season</b>	
17	1982 (9 games), 2012
20	2011
21	1973, 2007
23	1988
<b>Most Points After Touchdown, Game</b>	
8	at Denver Sept. 8, 1963
8	at Denver Oct. 23, 1966
8	vs. Atlanta Oct. 24, 2004
8	at Oakland Dec. 15, 2013
<b>Most Two-Point Attempts, Season</b>	
6	2001
5	1997
4	1961, 1994, 2008, 2015
3	1964, 1965, 1966, 1967, 1995, 2002, 2003, 2007, 2020
<b>Most Two-Point Conversions, Season</b>	
3	1961, 1965, 1994, 2001, 2020
2	1966, 1967, 1997, 2015, 2016
1	12 times, Last; 2019
<b>Most Two-Point Attempts, Game</b>	
2	vs. Buffalo Oct. 18, 1964
2	at Houston Oct. 24, 1965
2	at St. Louis Oct. 26, 1997

2 at Denver	Nov. 14, 2010
2 at Greeb Bay	Sept. 28, 2015
2 at Oakland	Nov. 20, 2015
<b>Most Two-Point Conversions, Game</b>	
2 at Houston	Oct. 24, 1965
2 at St. Louis	Oct. 26, 1997
<b>Most Field Goals Attempted, Season</b>	
45	2017
44	1971
42	1970
40	1968
<b>Fewest Field Goals Attempted, Season</b>	
17	1964
18	1977
20	2003
22	1979, 2008
<b>Most Field Goals Attempted, Game</b>	
7 vs. Buffalo	Dec. 19, 1971
7 vs. Cincinnati	Oct. 4, 2015
6	8 times; Last at New Orleans Sept. 23, 2012
<b>Most Field Goals Attempted, Both Teams, Game</b>	
10	Kansas City (7) vs. Buffalo (3) Dec. 19, 1971
10	Kansas City (5) at San Diego (5) Oct. 29, 1972
10	Kansas City (6) vs. Denver (4) Dec. 16, 2001
10	Kansas City (5) vs. Denver (5) Sept. 28, 2008
<b>Most Field Goals Made, Season</b>	
41	2017
34	1990, 2019
31	2016
30	1968, 1970, 2015
28	2012
27	1969, 1988, 1997, 1998, 2001, 2005
<b>Fewest Field Goals Made, Season</b>	
7	1961
8	1963, 1964
12	1979
<b>Most Field Goals Made, Game</b>	
7 at Cincinnati	Oct. 4, 2015
6 at New Orleans	Sept. 23, 2012
5 at Buffalo	Nov. 2, 1969
5 vs. Buffalo	Dec. 7, 1969
5 vs. Buffalo	Dec. 19, 1971
5 vs. L.A. Raiders	Sept. 12, 1985
5 vs. Cincinnati	Nov. 13, 1988
5 at Chicago	Dec. 29, 1990
5 vs. Denver	Sept. 20, 1993
5 vs. Minnesota	Oct. 2, 2011
5 at Houston	Oct. 8, 2017
5 vs. Denver	Oct. 30, 2017
5 vs. Miami	Dec. 24, 2017
5 vs. Denver	Dec. 6, 2020
<b>Most Field Goals Made, Both Teams, Game</b>	
*9	Kansas City (4) at San Diego (5) Sept. 29, 1996
*NFL RECORD	
8	Kansas City (5) vs. Buffalo (3) Dec. 19, 1971
8	Kansas City (4) vs. Denver (4) Sept. 28, 2008
7	Kansas City (5) vs. Buffalo (2) Dec. 7, 1969
7	Kansas City (4) vs. Denver (3) Dec. 16, 2001
7	Kansas City (3) at Indianapolis (4) Oct. 10, 2010
7	Kansas City (6) at New Orleans (1) Sept. 23, 2012
7	Kansas City (7) at Cincinnati (0) Oct. 4, 2015
7	Kansas City (5) vs. Denver (2) Oct. 30, 2017
7	Kansas City (5) vs. Miami (2) Dec. 24, 2017
<b>Most Consecutive Games Scoring Field Goals</b>	

18	2001-02
16	2017-18, 2019-20
15	2005
14	1970, 2019
11	1968-69, 1971-72, 1985-86
10	1980-81, 2013
<b>Most Safeties, Season</b>	
3	1988, 1997
<b>Most Safeties, Game</b>	
1	22 times; Last at Miami Dec. 13, 2020

## First Downs

<b>Most First Downs, Season</b>	
*398	2004
397	2020
384	2018
350	2019
348	2003
347	2005
343	2002
334	2019
324	2001
*NFL RECORD	
<b>Fewest First Downs, Season</b>	
163	1982 (9 games)
183	1970
208	1973
<b>Most First Downs, Game (All 30+)</b>	
36 vs. Atlanta	Oct. 24, 2004
36 at Las Vegas	Nov. 22, 2020
34 at New Orleans	Dec. 20, 2020
33 vs. Indianapolis	Oct. 31, 2004
33 vs. Cincinnati	Oct. 21, 2018
32 at Houston	Oct. 24, 1965
32 at Seattle	Nov. 24, 2002
32 vs. Oakland	Dec. 25, 2004
31 at Oakland	Nov. 5, 2000
31 vs. San Francisco	Sept. 23, 2018
30 vs. Cleveland	Nov. 9, 2003
30 at L.A. Raiders	Dec. 22, 1991
30 vs. Seattle	Oct. 29, 2006
30 at Denver	Nov. 14, 2010
30 vs. Baltimore	Dec. 9, 2018
<b>Fewest First Downs, Game</b>	
4 at Tampa Bay	Dec. 16, 1979
5 at San Diego	Dec. 12, 2010
7 at Boston	Oct. 23, 1964
7 at Oakland	Dec. 12, 1970
7 at Denver	Dec. 9, 2007
7 at Oakland	Dec. 16, 2012
8	12 times; Last at Denver Dec. 30, 2012
<b>Most First Downs, Both Teams, Game</b>	
64	KC (32) at Seattle (32) Nov. 24, 2002
62	KC (31) at Oakland (31) Nov. 5, 2000
61	KC (36) at Las Vegas (25) Nov. 22, 2020
59	KC (26) at Seattle (33) Nov. 27, 1983 (OT)
58	KC (24) at Denver (34) Nov. 18, 1974
<b>Fewest First Downs, Both Teams, Games</b>	
15	Kansas City (7) vs. Denver (8) Dec. 6, 1970
18	Kansas City (7) at Boston (11) Oct. 23, 1964
<b>Most Rushing First Downs, Season</b>	
160	1978, 1981
140	2002
138	2004, 2005



130 1980

129 1969, 1997, 2010

## Fewest Rushing First Downs, Season

66 2007

71 1982 (9 games)

79 1985

83 1970, 1983, 1986

84 2000

## Most Rushing First Downs, Game

21 vs. Atlanta Oct. 24, 2004

20 vs. Houston Oct. 1, 1961

18 vs. Oakland Oct. 20, 1968

18 vs. Seattle Nov. 22, 1981

18 at Detroit Nov. 28, 1996

16 8 times; Last vs. Buffalo Oct. 7, 1991

## Fewest Rushing First Downs, Game

\*0 at Cincinnati Nov. 24, 1974

0 vs. Pittsburgh Nov. 10, 1985

0 at L.A. Raiders Dec. 6, 1992

0 at Denver Oct. 27, 1996

0 at Arizona Oct. 8, 2006

0 vs. Jacksonville Oct. 7, 2007

0 at Oakland Dec. 16, 2012

1 12 times; Last vs. Pittsburgh Oct. 15, 2017

\*NFL RECORD

## Most Passing First Downs, Season

255 2020

239 2018

228 2004

211 1994, 2019

208 1983

207 2000

206 2019

201 2003

## Fewest Passing First Downs, Season

79 1982 (9 games)

86 1970

89 1968

91 1979

93 1973

## Most Passing First Downs, Game (All 20+)

26 vs. Oakland Dec. 25, 2004

24 at Denver Nov. 14, 2010

23 at Oakland Nov. 5, 2000

22 at Las Vegas Nov. 22, 2020

21 at Dallas Nov. 20, 1983

21 at Denver Oct. 17, 1994

21 at Denver Dec. 7, 2003

21 at Houston Oct. 8, 2017

21 at Los Angeles Rams Nov. 19, 2018

20 vs. Indianapolis Oct. 31, 2004

20 at Tennessee Nov. 10, 2019

## Fewest Passing First Downs, Game

1 vs. Oakland Oct. 20, 1968

1 vs. Houston Sept. 10, 1978

1 at Tampa Bay Dec. 16, 1979

2 5 times; Last at Denver Dec. 30, 2012

## Most Penalty First Downs, Season

46 2019

37 2018

34 2013

33 1996, 1998

32 2004, 2015, 2020

30 2000

29 1966, 1978, 1984, 1986, 2017

## Fewest Penalty First Downs, Season

4 1969

8 1965

9 1973

10 1999

11 1968, 1972

## Most Penalty First Downs, Game

9 vs. L.A. Raiders Oct. 3, 1993

7 vs. L.A. Raiders Sept. 17, 1989

7 vs. Seattle Oct. 17, 1996

7 vs. San Francisco Sept. 23, 2018

6 at Tennessee Dec. 13, 2004

6 at Oakland Nov. 7, 2010

5 11 times; Last at New Orleans Dec. 20, 2020

## Fewest Penalty First Downs, Game

0 Many times; Last, at New York Jets Dec. 3, 2017

## Net Yards Passing and Rushing

### Most Net Yards, Season

6,810 2018

6,695 2004

6,653 2020

6,192 2005

6,067 2019

6,007 2017

6,000 2002

5,910 2003

### Most Net Yards, Consecutive Seasons

12,887 (6,695, 6,192) 2004-05

12,877 (6,810, 6,067) 2018-19

12,817 (6,007, 6,810) 2017-18

12,720 (6,067, 6,653) 2019-20

12,605 (5,910, 6,695) 2003-04

11,910 (6,000, 5,910) 2002-03

11,673 (5,673, 6,000) 2001-02

11,495 (5,488, 6,007) 2016-17

### Fewest Net Yards, Season

2,498 1982 (9 games)

3,536 1973

3,577 1970

3,828 1974

3,936 1977

### Most Net Yards, Game (All 500+)

614 at Denver Oct. 23, 1966

590 vs. Indianapolis Oct. 31, 2004

566 vs. Detroit Oct. 14, 1990

552 at Seattle Nov. 24, 2002

551 vs. Buffalo Sept. 30, 1962

551 vs. Cincinnati Oct. 21, 2018

546 at Washington Sept. 30, 2001

546 at Los Angeles Rams Nov. 19, 2018

543 at Tampa Bay Nov. 29, 2020

542 at Houston Oct. 24, 1965

540 vs. Atlanta Oct. 24, 2004

537 at San Diego Dec. 11, 1983

537 vs. Cincinnati Jan. 1, 2006

537 at New England Sept. 7, 2017

530 at Tennessee Nov. 10, 2019

524 at Denver Jan. 3, 2010

521 vs. Detroit Dec. 14, 2003

520 vs. Denver Nov. 1, 1964

517 at Baltimore	Sept. 28, 2020
513 at Oakland	Nov. 5, 2000
512 vs. Seattle	Dec. 27, 1987
510 vs. Houston	Nov. 28, 1965
510 at New Orleans	Sept. 23, 2012
508 at Cincinnati	Sept. 28, 1969
507 vs. Indianapolis	Dec. 23, 2012
506 vs. San Diego	Oct. 14, 1984
504 at New Orleans	Sept. 8, 1985
504 at N.Y. Jets	Oct. 6, 2002
503 at Seattle	Nov. 28, 2010
503 vs. L.A. Chargers	Dec. 29, 2019
502 at Buffalo	Oct. 3, 1976
500 at Oakland	Dec. 5, 2004
<b>Fewest Net Yards, Game</b>	
62 vs. Oakland	Nov. 8, 1963
67 at San Diego	Dec. 12, 2010
80 at Tampa Bay	Dec. 16, 1979
104 at Buffalo	Oct. 29, 1973
106 at Oakland	Dec. 8, 1973
<b>Most Net Yards, Both Teams, Game</b>	
1,095 KC (590) vs. Indianapolis (505)	Oct. 31, 2004
1,086 KC (552) at Seattle (534)	Nov. 24, 2002
1,036 KC (524) at Denver (512)	Jan. 3, 2010
1,013 KC (537) at San Diego (476)	Dec. 11, 1983
1,001 KC (546) at L.A. Rams (455)	Nov. 19, 2018
986 KC (513) at Oakland (473)	Nov. 5, 2000
<b>Fewest Net Yards, Both Teams, Game</b>	
323 KC (178) at N.Y. Jets (145)	Nov. 7, 1971
335 KC (244) vs. Houston (91)	Oct. 12, 1969
338 KC (62) vs. Oakland (276)	Nov. 8, 1963
<b>Most Games, 400 or More Net Yards, Season</b>	
11 2018	
10 2020	
9 2004	
7 2005, 2010, 2017	
6 1994, 2000, 2002, 2019	
5 1969, 2001, 2003	
4 1960, 1961, 1962, 1976, 1983, 1997, 2016	
3 1964, 1965, 1966, 1967, 1974, 1981, 1989, 1990, 1991, 2009, 2011, 2012	
<b>Most Consecutive Games, 400 or More Net Yards</b>	
5 2004, 2020	
4 1976, 2005, 2018, 2019	
3 1974, 2000, 2010, 2018	
<b>Most Games, 300 or More Net Yards, Season</b>	
15 2004, 2018	
14 2005, 2019, 2020	
13 2002, 2017	
12 1989, 1995, 1999, 2003, 2010, 2013, 2015	
11 1966, 1983, 1991, 1996, 2016	
10 1964, 1968, 1981, 1984, 1993, 1994, 2000, 2001, 2014	
<b>Most Consecutive Games, 300 or More Net Yards</b>	
18 2017-18	
16 2004-05	
13 2001-02	
11 2005	
10 1966-67, 1989, 2003, 2019-2020	
8 2010, 2018-19, 2020	
7 1981, 1991	
<b>Most Plays, Season</b>	
1,098 1994	
1,089 2004	
1,074 1983	

1,063 2010	
1,059 1995	
1,059 2005	
<b>Fewest Plays, Season</b>	
573 1982 (9 games)	
712 2017	
775 1970	
831 1968	
833 1965	
836 1971	
<b>Most Plays, Game</b>	
92 at New Orleans	Sept. 23, 2012
92 at New Orleans	Dec. 20, 2020
91 at Cincinnati	Sept. 3, 1978
86 vs. N.Y. Giants	Nov. 3, 1974
86 vs. Seattle	Sept. 28, 1997
85 at Jacksonville	Nov. 9, 1997
84 vs. Denver	Oct. 24, 1976
84 at San Diego	Nov. 12, 1978
<b>Fewest Plays, Game</b>	
38 at Oakland	Dec. 12, 1970
38 at Tampa Bay	Dec. 16, 1979
41 at San Diego	Oct. 7, 1962
41 at San Diego	Dec. 12, 2010
42 at Oakland	Dec. 8, 1973
44 at Detroit	Nov. 25, 1971
44 at New England	Oct. 11, 1998
44 at Baltimore	Sept. 13, 2009

## Rushing

<b>Most Rushing Attempts, Season</b>	
663 1978	
610 1981	
569 1979	
559 1989	
556 2010	
552 1980	
<b>Most Rushing Attempts, Consecutive Seasons</b>	
1,232 (663, 569)	1978-79
1,162 (552, 610)	1980-81
1,121 (569, 552)	1979-80
1,089 (456, 663)	1977-78
1,063 (559, 504)	1989-90
<b>Fewest Rushing Attempts, Season</b>	
269 1982 (9 games)	
375 2019	
379 2008	
383 2000, 2007	
387 1983, 2018	
400 1963	
<b>Most Rushing Attempts, Game</b>	
69 at Cincinnati	Sept. 3, 1978
60 vs. Oakland	Oct. 20, 1968
57 vs. Seattle	Nov. 5, 1989
<b>Fewest Rushing Attempts, Game</b>	
9 at Oakland	Nov. 5, 2000
10 vs. Jacksonville	Oct. 7, 2007
10 at Oakland	Dec. 16, 2012
11 at New England	Oct. 11, 1998
11 at New York Jets	Dec. 3, 2017
11 vs. Houston Texans	Oct. 13, 2019
12 at Oakland	Dec. 8, 1973
12 at Denver	Oct. 27, 1996

13 vs. Buffalo	Nov. 23, 2008
14 at San Diego	Sept. 29, 1963
14 vs. Pittsburgh	Nov. 10, 1985
14 at L.A. Raiders	Dec. 6, 1992
14 at Jacksonville	Nov. 8, 2009
14 vs. Indianapolis	Oct. 6, 2019
<b>Most Rushing Attempts, Both Teams, Game</b>	
102 KC (52) at San Diego (50)	Nov. 12, 1978 (OT)
100 KC (41) vs. Denver (59)	Sept. 24, 1978
<b>Fewest Rushing Attempts, Both Teams, Game</b>	
37 KC (21) vs. Houston (16)	Dec. 16, 1990
40 KC (17) at Buffalo (23)	Dec. 12, 1965
<b>Most Games, 40 or More Rushing Attempts, Season</b>	
9	1978
8	1973, 1981
7	1968
6	1962, 1969, 1989
5	1976, 1979, 1980, 1997, 2010
<b>Most Games, 30 or More Rushing Attempts, Season</b>	
14	1978
13	1981
12	1971, 1975, 1980
11	1969, 1989, 1990, 2005, 2006
10	1968, 1972, 1973, 1974, 1979, 1995, 1999, 2010
<b>Most Consecutive Games, 40 or More Rushing Attempts</b>	
4	1968, 1978
3	1962, 1973, 1996
<b>Most Consecutive Games, 30 or More Rushing Attempts</b>	
15	1980-81
8	1975, 1977-78
7	1972, 1978, 1978-79
6	1970, 1980, 1989, 1999
<b>Most Rushing Yards, Season</b>	
2,986	1978
2,633	1981
2,627	2010
2,407	1962
2,395	2012
<b>Most Rushing Yards, Home, Season</b>	
1,488	1981
1,468	1962
1,463	2010
1,436	1978
1,390	1961
<b>Most Rushing Yards Per Game, Season</b>	
213.3 (2,986 in 16 games)	1978
171.9 (2,407 in 14 games)	1962
164.6 (2,633 in 16 games)	1981
164.2 (2,627 in 16 games)	2010
162.4 (2,274 in 14 games)	1966
<b>Most Rushing Yards Per Game, Home, Season</b>	
209.7 (1,468 in 7 games)	1962
198.6 (1,390 in 7 games)	1961
186.0 (1,488 in 8 games)	1981
182.9 (1,463 in 8 games)	2010
179.5 (1,436 in 8 games)	1978
<b>Most Rushing Yards, Consecutive Seasons</b>	
5,302 (2,986, 2,316)	1978-79
4,829 (1,843, 2,986)	1977-78
4,671 (2,289, 2,382)	2004-05
4,590 (2,183, 2,407)	1961-62
<b>Fewest Rushing Yards, Season</b>	
943	1982 (9 games)

1,248	2007
1,254	1983
1,351	2017
1,465	2000
1,468	1986
<b>Fewest Rushing Yards Per Game, Season</b>	
78.0 (1,248 in 16 games)	2007
78.4 (1,254 in 16 games)	1983
91.6 (1,465 in 16 games)	2000
91.8 (1,468 in 16 games)	1986
92.9 (1,486 in 16 games)	1985
<b>Most Rushing Yards, Game (All 300+)</b>	
398 vs. Houston	Oct. 1, 1961
380 at Denver	Oct. 23, 1966
352 vs. Indianapolis	Dec. 23, 2012
320 vs. Buffalo	Sept. 30, 1962
317 at Denver	Jan. 3, 2010
313 vs. Cincinnati	Oct. 26, 1969
310 vs. Detroit	Oct. 14, 1990
302 at Houston	Oct. 24, 1965
<b>Fewest Rushing Yards, Game</b>	
0 vs. Denver	Dec. 19, 1965
10 vs. Jacksonville	Oct. 7, 2007
10 at Oakland	Dec. 16, 2012
14 at New England	Oct. 11, 1998
16 at Denver	Dec. 9, 2007
17 at Boston	Nov. 18, 1960
17 at L.A. Raiders	Dec. 6, 1992
<b>Most Games, 200 or More Rushing Yards</b>	
8	1978
6	2010
5	1962
4	1968, 1979, 1981, 2002
3	1961, 1967, 1991, 2001, 2004, 2012
2	1960, 1963, 1965, 1966, 1969, 1970, 1975,
2	1989, 1996, 1997, 2005, 2006
<b>Most Rushing Yards, Both Teams, Game</b>	
519 Kansas City (168) vs. Cleveland (351)	Dec. 20, 2009
502 Texans (398) vs. Houston (104)	Oct. 1, 1961
502 Texans (284) vs. Oakland (218)	Nov. 26, 1961
479 Kansas City (251) vs. Detroit (228)	Nov. 23, 1975
<b>Fewest Rushing Yards, Both Teams, Game</b>	
75 KC (20) at Houston (55)	Sept. 29, 1974
105 KC (27) vs. Boston (78)	Nov. 17, 1968
111 Dallas Texans (108) at SD (3)	Nov. 19, 1961
111 KC (48) at San Diego (63)	Oct. 13, 1985
<b>Most 10+ Yard Rushes, Season (Since 1990)</b>	
73	2002
72	2010
67	2005
64	2012
63	2001
<b>Most 10+ Yard Rushes, Game (Since 1990)</b>	
11 at Oakland	Dec. 9, 2001
(10 Holmes, 1 Cloud)	
10 at Seattle	Nov. 24, 2002
(9 Holmes, 1 Morton)	
10 vs. Buffalo	Oct. 31, 2010
(7 Charles, 3 Jones)	
9 vs. Detroit	Oct. 14, 1990
(5 Word, 3 Okoye, 1 McNair)	
9 vs. Denver	Dec. 17, 2000
(5 Richardson, 2 Grbac, 1 Alexander, 1 Moreau)	



# REGULAR TEAM

9 vs. Atlanta (6 Holmes, 3 Blaylock, 1 Hall)	Oct. 24, 2004
9 vs. Indianapolis (6 Holmes, 2 Morton, 1 Johnson)	Oct. 31, 2004
9 vs. Indianapolis (4 Charles, 4 Hillis, 1 McCluster)	Dec. 23, 2012

## Highest Rushing Average, Season

5.18 1966
5.15 2002
5.03 1962
4.97 1961
4.91 2017
4.79 2012

## Lowest Rushing Average, Season

3.24 1983
3.26 2007
3.39 1980
3.40 1986
3.43 1992

## Most Rushing Touchdowns, Season

32 2003
31 2004
26 2002, 2005
24 1960
23 1961

## Most Rushing Touchdowns, Consecutive Seasons

*63 (32, 31) 2003-04
58 (26, 32) 2002-03
57 (31, 26) 2004-05
47 (24, 23) 1960-61
44 (23, 21) 1961-62

\*NFL RECORD

## Fewest Rushing Touchdowns, Season

3 1982 (9 games)
5 2011
6 1972, 2007
7 1987
8 1988, 2009

## Most Rushing Touchdowns, Game

*8 vs. Atlanta Oct. 24, 2004
5 at Denver Oct. 23, 1966
4 14 times; Last vs. Detroit Nov. 1, 2015

\*NFL RECORD

## Most Rushing Touchdowns, Both Teams, Game

8 Kansas City (8) vs. Atlanta (0) Oct. 24, 2004
7 Texans (4) vs. Boston (3) Sept. 8, 1962
7 Kansas City (4) at Denver (3) Oct. 10, 1965

## Passing

### Highest Passer Rating, Season

113.8 2018
107.3 2020
104.4 2019
100.8 2017
97.1 1962
96.4 1968
95.4 2015
94.9 1990, 2004
93.5 2002

### Lowest Passer Rating, Season

52.7 1961
52.9 1977
54.0 1979
55.2 1974

59.3 1978

### Most Passes Attempted, Season

641 1983
630 2020
615 1994
593 1984
583 2018
582 2000
576 2019
563 2007

### Most Passes Attempted, Consecutive Seasons

1,234 (641, 593) 1983-84
1,196 (576, 630) 2019-20
1,159 (583, 576) 2018-19
1,146 (615, 531) 1994-95
1,126 (543, 583) 2017-18
1,110 (582, 528) 2000-01
1,105 (490, 615) 1993-94
1,104 (593, 511) 1984-85
1,104 (563, 541) 2007-08

### Fewest Passes Attempted, Season

264 1982 (9 games)
270 1968
289 1970
313 1973
322 1962

### Most Passes Attempted, Game

59 at Dallas Nov. 20, 1983
55 at San Diego Oct. 9, 1994
55 at Miami Dec. 12, 1994
54 at Denver Nov. 16, 1986
54 at Denver Oct. 17, 1994
54 at San Diego Sept. 29, 1996
54 vs. San Diego Nov. 24, 1996

### Fewest Passes Attempted, Game

3 vs. Oakland Oct. 20, 1968
6 at Oakland Dec. 13, 1969
10 vs. Denver Sept. 24, 1978

### Most Passes Attempted, Both Teams, Game

100 KC (46) vs. Tampa Bay (54) Oct. 28, 1964
95 KC (54) at San Diego (41) Sept. 29, 1996
95 KC (46) at L.A. Rams (49) Nov. 19, 2018
90 KC (59) at Dallas (31) Nov. 20, 1983
90 KC (41) at San Diego (49) Dec. 11, 1983

### Fewest Passes Attempted, Both Teams, Game

26 KC (6) at Oakland (20) Dec. 13, 1969
26 KC (13) at Tampa Bay (13) Dec. 16, 1979
27 KC (14) vs. Houston (13) Sept. 10, 1978

### Most Passes Completed, Season

420 2020
385 2018
378 2019
370 2004
369 1983
366 1994
365 2016
363 2017

### Most Passes Completed, Consecutive Seasons

798 (378, 420) 2019-20
763 (385, 378) 2018-19
748 (363, 385) 2017-18
728 (365, 363) 2016-17
709 (339, 370) 2003-04
687 (370, 317) 2004-05

675 (310, 365)	2015-16
674 (369, 305)	1983-84
<b>Fewest Passes Completed, Season</b>	
145 1982 (9 games)	
154 1970	
156 1968	
<b>Most Passes Completed, Game</b>	
39 at Oakland	Nov. 5, 2000
37 at San Diego	Oct. 9, 1994
37 at Tampa Bay	Nov. 29, 2020
36 at Tennessee	Nov. 10, 2019
35 vs. N.Y. Jets	Nov. 1, 2020
34 at Denver	Oct. 17, 1994
34 at Denver	Dec. 7, 2003
34 vs. San Diego	Sept. 11, 2016
33 at Dallas	Nov. 20, 1983
33 at Miami	Dec. 12, 1994
33 at San Diego	Jan. 2, 2005
33 at Detroit	Dec. 23, 2007
33 at Denver	Nov. 14, 2010
33 at Los Angeles Rams	Nov. 19, 2018
<b>Fewest Passes Completed, Game</b>	
2 vs. Oakland	Oct. 20, 1968
2 at Oakland	Dec. 13, 1969
5 7 times: Last at Seattle	Dec. 17, 1978
<b>Most Passes Completed, Both Teams, Game</b>	
64 Kansas City (33) at L.A. Rams (31)	Nov. 19, 2018
64 Kansas City (37) at Tampa Bay (27)	Nov. 29, 2020
62 Kansas City (31) at San Diego (31)	Dec. 11, 1983
59 Kansas City (34) vs. San Diego (25)	Sept. 11, 2016
57 Kansas City (31) at San Diego (26)	Oct. 30, 2005
56 Kansas City (33) at Denver (23)	Nov. 14, 2010
55 Kansas City (23) vs. San Diego (32)	Oct. 14, 1984
55 Kansas City (26) vs. Tampa Bay (29)	Oct. 28, 1984
<b>Fewest Passes Completed, Both Teams, Game</b>	
11 Kansas City (10) vs. San Diego (1)	Sept. 20, 1998
12 Kansas City (7) at Tampa Bay (5)	Dec. 16, 1979
13 Kansas City (2) at Oakland (11)	Dec. 13, 1969
13 Kansas City (8) vs. Boston (5)	Oct. 11, 1970
<b>Most 20+ Yard Completions, Season (Since 1990)</b>	
76 2018	
69 2020	
60 2004	
59 2000, 2019	
55 2003	
54 2017	
53 2001	
<b>Most 20+ Yard Completions, Game (Since 1990)</b>	
9 vs. St. Louis	Oct. 22, 2000
(6 Grbac, 2 Moon, 1 Morris)	
9 at Denver (9 Cassel)	Nov. 14, 2010
9 at L.A. Rams (9 Mahomes)	Nov. 19, 2018
8 at Oakland (8 Mahomes)	Sept. 15, 2019
8 at Miami (8 Mahomes)	Dec. 13, 2020
7 at L.A. Raiders (7 Krieg)	Dec. 6, 1992
7 at San Diego (7 Gannon)	Nov. 22, 1998
7 at Oakland (7 Grbac)	Nov. 5, 2000
7 at Arizona (7 Green)	Oct. 21, 2001
7 vs. Indianapolis (7 Green)	Oct. 31, 2004
7 at New York Jets (7 Smith)	Dec. 3, 2017
7 at Cleveland (7 Mahomes)	Nov. 4, 2018
7 at Tampa Bay (7 Mahomes)	Nov. 29, 2020
<b>Most Net Passing Yards, Season</b>	
4,955 2018	

4,854 2020	
4,498 2019	
4,406 2004	
4,341 1983	
4,149 2000	
4,104 2017	
3,981 2003	
<b>Most Net Passing Yards, Consecutive Seasons</b>	
9,453 (4,955, 4,498)	2018-19
9,352 (4,498, 4,854)	2019-20
9,059 (4,104, 4,955)	2017-18
8,387 (3,981, 4,406)	2003-04
8,216 (4,406, 3,810)	2004-05
7,909 (4,341, 3,568)	1983-84
7,844 (3,740, 4,104)	2016-17
7,814 (4,149, 3,665)	2000-01
<b>Fewest Passing Yards, Season</b>	
1,555 1982 (9 games)	
1,660 1979	
1,719 1970	
<b>Most Gross Passing Yards, Game (All 400+)</b>	
504 at Oakland	Nov. 5, 2000
478 at L.A. Rams	Nov. 19, 2018
469 at Denver	Nov. 14, 2010
462 at Tampa Bay	Nov. 29, 2020
446 at Tennessee	Nov. 10, 2019
446 vs. N.Y. Jets	Nov. 1, 2020
443 at Oakland	Sept. 15, 2019
435 vs. Denver	Nov. 1, 1964
433 at Tennessee	Nov. 10, 2019
432 at Dallas	Nov. 20, 1983
412 vs. Denver	Dec. 19, 1965
411 at San Diego	Dec. 11, 1983
400 at Green Bay	Oct. 12, 2003
<b>Most Net Passing Yards, Game</b>	
474 at Oakland	Nov. 5, 2000
456 at Tampa Bay	Nov. 29, 2020
448 at L.A. Rams	Nov. 19, 2018
446 vs. N.Y. Jets	Nov. 1, 2020
433 at Denver	Nov. 14, 2010
433 at Oakland	Sept. 15, 2019
406 at San Diego	Dec. 11, 1983
400 at Green Bay	Oct. 12, 2003
395 at New Orleans	Sept. 8, 1985
<b>Fewest Gross Passing Yards, Game</b>	
16 vs. Oakland	Oct. 20, 1968
39 vs. Houston	Nov. 15, 1981
42 at Seattle	Sept. 30, 1979
44 at Denver	Oct. 8, 1961
46 at Tampa Bay	Dec. 16, 1979
<b>Fewest Net Passing Yards, Game</b>	
-22 vs. Oakland	Nov. 8, 1963
15 at Seattle	Sept. 30, 1979
16 vs. Oakland	Oct. 20, 1968
18 at Denver	Oct. 4, 1970
19 at San Diego	Dec. 12, 2010
<b>Most Net Passing Yards, Both Teams, Game</b>	
859 Kansas City (387) vs. Indianapolis (472)	Oct. 31, 2004
827 Kansas City (448) at L.A. Rams (379)	Nov. 19, 2018
798 Kansas City (456) at Tampa Bay (342)	Nov. 29, 2020
782 Kansas City (406) at San Diego (376)	Dec. 11, 1983
764 Kansas City (322) at Pittsburgh (442)	Sept. 16, 2018
748 Kansas City (331) at Oakland (417)	Oct. 19, 2017

732 Kansas City (433) at Denver (299)	Nov. 14, 2010
716 Kansas City (474) at Oakland (242)	Nov. 5, 2000
698 Kansas City (229) at Oakland (469)	Nov. 3, 1968
<b>Fewest Passing Yards, Both Teams, Game</b>	
67 Kansas City (22) at Tampa Bay (45)	Dec. 16, 1979
81 Kansas City (34) vs. Houston (47)	Sept. 10, 1978
<b>Most Individual 100-Yard Receiving Games, Season</b>	
14	2000, 2004
11	1964, 2018
9	2017, 2020
8	1966, 1983
7	1987, 2003, 2006, 2007, 2016, 2019
<b>Most Consecutive Individual 100-Yard Receiving Games, Season</b>	
7	2000
6	2004, 2020
4	1964, 2016, 2018
3	1966, 1984, 1992, 1994, 2005, 2007, 2010
2	1961, 1962, 1963, 1965, 1968, 1969, 1980, 1982, 1983, 1985, 1987, 1988, 1989, 1998, 1999, 2001, 2006, 2007, 2008, 2011, 2017 (3 times), 2018, 2019
<b>Most Times Sacked, Season</b>	
57	1980
55	2007
53	1975
<b>Fewest Times Sacked, Season</b>	
19	1994
21	1978, 1991, 1995, 2003
22	1990
<b>Most Times Sacked, Game</b>	
10 vs. Baltimore	Nov. 2, 1980
9 vs. San Diego	Dec. 2, 2007
8 at Pittsburgh	Dec. 5, 1982
8 vs. L.A. Raiders	Dec. 12, 1982
<b>Most Times Sacked, Both Teams, Game</b>	
13 Kansas City (2) vs. Cleveland (11)	Sept. 30, 1984
13 Kansas City (6) vs. Houston (7)	Sept. 21, 1986
<b>Most Consecutive Games Without Allowing A Sack</b>	
3	1988, 2000
<b>Most Consecutive Seasons Leading League, Completion Percentage</b>	
*4	1966-69
<b>*NFL RECORD</b>	
<b>Highest Completion Percentage, Season</b>	
66.85 543-363	2017
66.85 546-365	2016
66.67 630-420	2020
66.04 583-385	2018
65.95 561-370	2004
65.63 576-378	2019
65.54 473-310	2015
63.25 536-339	2003
<b>Lowest Completion Percentage, Season</b>	
44.36 (399-177)	1961
48.05 (435-209)	1960
48.90 (409-200)	1965
49.33 (521-257)	1986
50.38 (395-199)	1965
<b>Most Passing Touchdowns, Season</b>	
50	2018
40	2020
32	1964
31	1966
30	1963, 2019
29	1983, 2000
<b>Fewest Passing Touchdowns, Season</b>	

7	1978, 1979
8	2012
10	1973, 1982 (9 games)
11	1974, 1977
13	1981, 2011
<b>Most Passing Touchdowns, Game</b>	
6 vs. Denver	Nov. 1, 1964
6 at Pittsburgh	Sept. 16, 2018
6 at Los Angeles Rams	Nov. 19, 2018
5 8 times; Last vs. N.Y. Jets	Nov. 1, 2020
<b>Most Passing Touchdowns, Both Teams, Game</b>	
10 Kansas City (6) at L.A. Rams (4)	Nov. 19, 2018
9 Kansas City (4) at Denver (5)	Nov. 14, 2010
9 Kansas City (6) at Pittsburgh (3)	Sept. 16, 2018
8 Kansas City (6) vs. Denver (2)	Nov. 1, 1964
8 Kansas City (4) at San Diego (4)	Dec. 11, 1983
8 Kansas City (3) vs. IND (5)	Oct. 31, 2004
<b>Most Passes Had Intercepted, Season</b>	
27	1961
26	1977
25	1974
<b>Fewest Passes Had Intercepted, Season</b>	
5	1990, 2019
6	2014
7	2015, 2020
8	1982 (9 games), 2010, 2016, 2017
9	2013
10	1993, 1994, 1997, 2005
<b>Most Passes Had Intercepted, Game</b>	
7 vs. Pittsburgh	Oct. 13, 1974
6 at Seattle	Nov. 4, 1984
6 vs. L.A. Raiders	Oct. 20, 1985
<b>Most Passes Had Intercepted, Both Teams, Game</b>	
9 Kansas City (3) vs. Miami (6)	Nov. 13, 1966
8	8 times
Last; Kansas City (2) at Oakland (6)	Oct. 23, 2011

## Punting

**Most Seasons Leading League (Average Distance)**  
\*6 1968, 1971-73, 1979, 1984

**\*NFL RECORD**

**Most Consecutive Seasons Leading League**  
3 1971-73

**Most Punts, Season**

104 1999

99 1986

98 1984

**Fewest Punts, Season**

38 1982 (9 games)

45 2018

49 2019

52 2020

54 1962

55 2004

57 1991

**Most Punts, Game**

11 at N.Y. Jets Sept. 18, 1965

11 vs. Baltimore Sept. 2, 1979

11 at San Francisco Nov. 17, 1985

11 at Cleveland Nov. 19, 1989

11 vs. San Diego Nov. 13, 1994

11 at Chicago Dec. 4, 2011

10 vs. Denver Oct. 6, 1974

10 at Oakland Oct. 5, 1980



10 at N.Y. Jets	Oct. 2, 1988
10 at San Diego	Nov. 26, 2000
10 at N.Y. Jets	Dec. 30, 2007
10 at Jacksonville	Sept. 8, 2013
<b>Fewest Punts, Game</b>	
0 at L.A. Raiders	Dec. 22, 1991
0 vs. Carolina	Dec. 10, 2000
0 vs. Cincinnati	Oct. 21, 2018
<b>Highest Punting Average Distance, Season</b>	
46.83 (83-3,887)	2012
45.89 (89-4,084)	2011
45.53 (80-3,642)	1973
45.33 (89-4,034)	2013
45.26 (65-2,942)	1968
<b>Lowest Punting Average Distance, Season</b>	
36.06 (54-1,947)	1962
37.83 (64-2,422)	2002
38.53 (70-2,697)	1981
<b>Most Punts Had Blocked, Season</b>	
2 1974, 1975, 1985, 1999	
<b>Most Punts Had Blocked, Game</b>	
2 vs. Denver	Oct. 27, 1985

## Punt Returns

<b>Most Seasons Leading League (Average Return)</b>	
6	1960, 1968, 1970, 1979-80, 2003
<b>Most Punt Returns, Season (All 50+)</b>	
59	2013
58	1979, 1995, 1999
52	2010
<b>Fewest Punt Returns, Season</b>	
15	1982 (9 games)
22	2018
24	2004
26	1961, 1963, 2008
<b>Most Punt Returns, Game</b>	
9 at Oakland	Nov. 15, 2009
8 vs. San Diego	Nov. 10, 1974
8 at St. Louis	Dec. 19, 2010
7 vs. Oakland	Sept. 23, 1979
7 vs. N.Y. Giants	Oct. 21, 1979
7 vs. Detroit	Sept. 26, 1999
7 at Denver	Dec. 5, 1999
7 at Oakland	Oct. 21, 2007
7 at Jacksonville	Sept. 8, 2013
7 at Washington	Dec. 8, 2013
<b>Most Punt Returns, Both Teams, Game</b>	
15 Kansas City (6) vs. Baltimore (9)	Sept. 2, 1979
<b>Most Punt Return Yards, Season (All 600+)</b>	
695	2013
640	1999
612	1979
<b>Fewest Punt Return Yards, Season</b>	
126	1972
129	1982 (9 games)
150	1971
<b>Most Punt Return Yards, Game</b>	
177 at Washington	Dec. 8, 2013
160 vs. San Diego	Sept. 13, 2010
141 vs. Oakland	Sept. 23, 1979
139 at Denver	Dec. 5, 1999
131 vs. Boston	Dec. 11, 1960
<b>Highest Punt Return Average, Season</b>	
16.42 (33-542)	2003
15.03 (33-496)	1960

14.80 (40-592)	2016
14.53 (40-581)	1980
14.52 (31-450)	1968
<b>Lowest Punt Return Average, Season</b>	
4.34 (29-126)	1972
4.69 (32-150)	1971
5.82 (28-163)	2020
6.29 (35-220)	2017
6.50 (26-169)	2008
6.53 (32-209)	2009
<b>Most Punt Return Touchdowns, Season</b>	
2	1968, 1979, 1980, 1992, 1999, 2002, 2003, 2013, 2016
1	1960, 1965, 1966, 1987, 1995, 1997, 2006, 2010, 2017, 2018, 2020
<b>Most Punt Return Touchdowns, Game</b>	
1 30 times; Last at Miami	Dec. 13, 2020
<b>Most Punt Return Touchdowns, Both Teams, Game</b>	
*2 Kansas City (1) at Buffalo (1)	Sept. 11, 1966
*NFL RECORD	

## Kickoff Returns

<b>Most Kickoff Returns, Season</b>	
80	2008
77	2009
75	2004
70	1987, 2000
68	2005
<b>Fewest Kickoff Returns, Season</b>	
25	2020
31	1973
34	1982 (9 games)
35	2015
37	1962, 2019
38	1968, 1998
39	1992
<b>Most Kickoff Returns, Game</b>	
11 vs. Buffalo	Nov. 23, 2008
10 vs. Oakland	Nov. 2, 1967
10 vs. Seattle	Sept. 20, 1987
9 vs. Pittsburgh	Nov. 10, 1985
<b>Most Kickoff Return Yards, Season</b>	
1,820	2004
1,716	2008
1,666	2009
1,591	2005
1,577	2003
<b>Fewest Kickoff Return Yards, Season</b>	
646	2020
722	1992
723	1982 (9 games)
725	1973
736	1968
784	1990
<b>Most Kickoff Return Yards, Game</b>	
251 at Miami	Dec. 12, 1994
245 at San Diego	Oct. 15, 1967
236 vs. Pittsburgh	Nov. 10, 1985
<b>Highest Kickoff Return Average, Season</b>	
*29.91 (44-1,316)	2013
27.64 (53-1,465)	1961
26.59 (41-1,090)	1969
25.84 (25-646)	2020
25.81 (37-955)	1962
*NFL RECORD	
<b>Lowest Kickoff Return Average, Season</b>	

16.52 (56-925)	1988
17.04 (46-784)	1990
17.20 (54-929)	1983
<b>Most Kickoff Return Touchdowns, Season</b>	
2	1987, 1995, 2003, 2004, 2013
1	1961, 1963, 1967, 1969, 1986, 1994, 1996, 1997, 2002, 2005, 2009, 2014, 2016, 2019, 2020
<b>Most Kickoff Return Touchdowns, Game</b>	
1	25 times; Last at Denver Oct. 25, 2020

## Fumbles

<b>Most Fumbles, Season</b>	
42	1980
<b>Fewest Fumbles, Season</b>	
7	2002
13	1982 (9 games), 2003
14	2017
15	2010
16	2015
<b>Most Fumbles, Game</b>	
*10	vs. Houston Oct. 12, 1969
	*NFL RECORD
<b>Most Fumbles, Both Teams, Game</b>	
*14	Kansas City (10) vs. Houston (4) Oct. 12, 1969
	*NFL RECORD
<b>Most Fumbles Lost, Season</b>	
24	1981, 1987
21	1965, 1977
<b>Fewest Fumbles Lost, Season</b>	
*2	2002
3	2017
4	1982 (9 games)
6	2003, 2010, 2018
8	1967, 1991, 2008, 2015
	*NFL RECORD
<b>Most Fumbles Lost, Game</b>	
6	vs. Houston Oct. 12, 1969
<b>Most Turnovers, Season</b>	
47	1977
46	1981
41	1965, 1987, 1989
40	1964
<b>Fewest Turnovers, Season</b>	
11	2017
12	1982 (9 games)
14	2010
15	2002, 2015, 2019
16	2020
17	2014, 2016
<b>Most Turnovers, Game</b>	
9	vs. Buffalo Oct. 17, 1965
9	vs. Pittsburgh Oct. 13, 1974
8	vs. San Diego Sept. 20, 1981
<b>Most Turnovers, Both Teams, Game</b>	
16	Kansas City (7) vs. Houston (9) Oct. 12, 1969

## Penalties

<b>Fewest Penalties, Season</b>	
43	1982 (9 games)
52	1963
56	1964
61	1966

<b>Most Penalties, Season</b>	
*158	1998
137	2018
127	1994
126	1999
122	1993, 1996
	*NFL RECORD

<b>Fewest Penalties, Game</b>	
*0	vs. Buffalo Oct. 2, 1966
0	vs. Oakland Dec. 8, 1974
1	24 times; Last at San Diego Dec. 29, 2013
	*NFL RECORD

<b>Most Penalties, Game</b>	
17	at Seattle Nov. 8, 1998
15	vs. San Diego Sept. 20, 1998
15	at New England Sept. 7, 2017
14	at Atlanta Sept. 18, 1994
14	at Denver Oct. 17, 1994

<b>Fewest Penalties, Both Teams, Game</b>	
1	Kansas City (0) vs. Buffalo (1) Oct. 2, 1966

<b>Most Penalties, Both Teams, Game</b>	
30	Kansas City (17) at Seattle (13) Nov. 8, 1998
27	Kansas City (12) at Oakland (15) Nov. 7, 2010
26	Kansas City (7) vs. San Diego (19) Oct. 16, 1997
26	Kansas City (11) vs. Oakland (15) Dec. 24, 2011
25	Kansas City (11) vs. Denver (14) Sept. 20, 1993
24	Kansas City (13) at L.A. Raiders (11) Oct. 9, 1983
24	Kansas City (12) vs. L.A. Raiders (12) Sept. 16, 1984
24	Kansas City (10) vs. L.A. Raiders (14) Dec. 13, 1987
24	Kansas City (14) at Atlanta (10) Sept. 18, 1994
24	Kansas City (14) at Denver (10) Oct. 17, 1994
24	Kansas City (15) vs. San Diego (9) Sept. 20, 1998
24	Kansas City (10) at Oakland (14) Oct. 23, 2011
24	Kansas City (9) at Denver (15) Nov. 27, 2016
24	Kansas City (12) at Pittsburgh (12) Sept. 16, 2018

<b>Fewest Yards Penalized, Season</b>	
371	1982 (9 games)
515	1974
577	2006
602	2001
604	1964

<b>Most Yards Penalized, Season</b>	
1,304	1998
1,152	2018

<b>Fewest Yards Penalized, Game</b>	
0	vs. Buffalo Oct. 2, 1966
0	vs. Oakland Dec. 8, 1974
1	vs. San Diego Dec. 22, 2002
3	vs. Buffalo Sept. 11, 2011
5	11 times; Last at San Diego Dec. 29, 2013

<b>Most Yards Penalized, Game</b>	
154	vs. Oakland Nov. 1, 1970
152	at Seattle Nov. 8, 1998
141	at San Diego Oct. 25, 1987

<b>Fewest Yards Penalized, Both Teams, Game</b>	
10	Kansas City (10) vs. Boston (0) Nov. 17, 1968
10	Kansas City (0) vs. Oakland (10) Dec. 8, 1974
10	Kansas City (5) at Denver (5) Dec. 7, 2008

<b>Most Yards Penalized, Both Teams, Game</b>	
259	KC (141) at San Diego (118) Oct. 25, 1987
258	KC (126) vs. L.A. Raiders (132) Sept. 16, 1984

## Scoring

### Fewest Points Allowed, Season

170	1968
177	1969
184	1982 (9 games)
192	1973
208	1971

### Lowest Scoring Average, Season

12.1	(170 in 14 games)	1968
12.6	(177 in 14 games)	1969
13.7	(192 in 14 games)	1973
14.5	(232 in 16 games)	1997
14.9	(208 in 14 games)	1971

### Most Points Allowed, Season

440	2008
435	2004
425	2012
424	2009

### Highest Scoring Average, Season

27.5	(440 in 16 games)	2008
27.2	(435 in 16 games)	2004
26.9	(376 in 14 games)	1976
26.6	(425 in 16 games)	2012
26.5	(424 in 16 games)	2009

### Most Points Allowed, Game

54	vs. Buffalo	Nov. 23, 2008
54	at L.A. Rams	Nov. 19, 2018
51	at Seattle	Nov. 27, 1983 (OT)
50	at Buffalo	Oct. 3, 1976
49	at Oakland	Nov. 5, 2000
49	at Denver	Nov. 14, 2010

### Most First-Half Points Allowed, Game

35	at San Diego	Oct. 25, 1987
35	at Denver	Nov. 14, 2010
34	vs. Seattle	Dec. 11, 1977
31	Seven times, last at Pittsburgh	Oct. 15, 2006

### Fewest First-Half Points Allowed, Season

74	1969
95	1982 (9 games)
97	1965
101	1973
103	1968

### Most First-Quarter Points Allowed, Season

101	1998
95	1976, 2012
93	2009
92	1997
88	1987

### Fewest First-Quarter Points Allowed, Season

29	1963, 1969
30	1973
32	1970
33	1965, 1966
37	1984

### Most First-Quarter Points Allowed, Game

31	at Buffalo	Sept. 13, 1962
22	at Pittsburgh	Oct. 2, 2016
21	at Denver	Nov. 16, 1986
21	at Denver	Nov. 14, 2010
17	vs. Oakland	Nov. 23, 1967
17	at Denver	Oct. 27, 1996
17	vs. Pittsburgh	Sept. 14, 2003
17	at Denver	Sept. 26, 2005

17 vs. San Diego Sept. 30, 2012

### Most Second-Quarter Points Allowed, Season

152	2004
141	2008
135	1985
133	1999
131	2018
127	1961, 1984

### Fewest Second-Quarter Points Allowed, Season

45	1969
55	1979, 1982 (9 games)
57	1968, 1992
59	1995
64	1965

### Most Second-Quarter Points Allowed, Game

28	vs. San Diego	Nov. 15, 1964
28	vs. Oakland	Oct. 16, 1966
28	at Baltimore	Dec. 21, 1980
28	at Seattle	Nov. 4, 1984
28	at Seattle	Sept. 11, 1988
24	at Oakland	Nov. 3, 1968

### Most Third-Quarter Points Allowed, Season

106	2008, 2012
103	2001
100	2009
98	1975, 2018
95	2011

### Fewest Third-Quarter Points Allowed, Season

22	1971
28	2020
29	1995
31	1982 (9 games)
34	1974
35	1973

### Most Third-Quarter Points Allowed, Game

28	at Houston	Oct. 24, 1965
22	at Boston	Nov. 18, 1960
21	Nine times; Last at Baltimore	Sept. 13, 2009

### Most Fourth-Quarter Points Allowed, Season

147	2020
139	1961
136	2018
130	1983, 2002
129	2004
127	1976
121	1985

### Fewest Fourth-Quarter Points Allowed, Season

27	1968
44	1997
54	2013
56	1973
57	1960, 1962, 1981

### Most Fourth-Quarter Points Allowed, Game

24	at New Orleans	Sept. 8, 1985
22	vs. Denver	Nov. 1, 1964
21	13 times; Last at Houston	Oct. 8, 2017

### Most Second-Half Points Allowed, Game

38	at Houston	Oct. 24, 1965
37	at Seattle*	Nov. 27, 1983
35	vs. San Diego	Oct. 20, 1963
35	vs. Pittsburgh	Nov. 7, 1976
31	at Miami	Sept. 22, 1985
31	at Miami	Dec. 12, 1994
31	vs. San Diego	Nov. 24, 2013



# REGULAR TEAM DEFENSIVE

31 at L.A. Rams	Nov. 19, 2018
*Includes three in OT	
<b>Fewest Second-Half Points Allowed, Season</b>	
67	1968
89	1982 (9 games)
91	1973, 1997
96	1971
101	1972
<b>Fewest Touchdowns Allowed, Season</b>	
18	1968
19	1969
21	1971
<b>Most Touchdowns Allowed, Season</b>	
53	2004
51	1976
51	2018
49	2008
48	2009
47	2012
<b>Most Touchdowns Allowed, Game</b>	
7 at Buffalo	Oct. 3, 1976
7 at Oakland	Nov. 5, 2000
7 at Denver	Nov. 14, 2010
6	16 times; Last at Pittsburgh Oct. 2, 2016
<b>Most Shutouts, Season</b>	
3	1960
2	1967, 1969
<b>Most Consecutive Shutouts</b>	
2	1960 Dec. 4-11, 1960
<b>Most Games Allowed 10 Points or Less, Season</b>	
9	1968
7	1969
6	1973, 1979, 1990, 1995
<b>Most Consecutive Games Allowed 10 Points or Less</b>	
5	1968
3	1960, 1968, 1995, 1997
<b>Largest Opponent Comeback Victories</b>	
Opponent	Deficit Final Date
21 vs. Tampa Bay	24-3 27-30 (OT) Nov. 2, 2008
18 vs. Philadelphia	24-6 31-37 Oct. 2, 2005
18 vs. San Diego	21-3 21-22 Dec. 14, 2008
17 at Houston	17-0 36-38 Oct. 24, 1965
17 vs. L.A. Raiders	17-0 17-24 Oct. 5, 1986
17 at Chicago	17-0 27-28 Nov. 13, 1977
17 at San Diego	34-17 37-38 Nov. 22, 1998
17 vs. Oakland	17-0 38-41 (OT) Jan. 2, 2000

## First Downs

<b>Fewest First Downs Allowed, Season</b>	
170	1982 (9 games)
181	1969
200	1965
204	1964
<b>Most First Downs Allowed, Season</b>	
419	2018
367	2002
353	2020
352	2017
344	1987, 2008, 2019
342	2016
336	1985
<b>Fewest First Downs Allowed, Game</b>	
5 vs. Oakland	Dec. 7, 1997
6 at Boston	Sept. 21, 1969

6 vs. Boston	Oct. 11, 1970
6 at Chicago	Dec. 29, 1990
7	10 times; Last at Washington Oct. 18, 2009
<b>Most First Downs Allowed, Game</b>	
35 vs. San Diego	Oct. 19, 1986
35 vs. Houston	Oct. 13, 2019
34 at Denver	Nov. 18, 1974
34 at Cleveland	Oct. 30, 1977
<b>Fewest Rushing First Downs Allowed, Season</b>	
52	1968
53	1969
67	1965
<b>Most Rushing First Downs Allowed, Season</b>	
169	1977
162	1988
149	1975
<b>Fewest Rushing First Downs Allowed, Game</b>	
*0 vs. Houston	Dec. 4, 1960
0 vs. Buffalo	Dec. 3, 1967
0 at Denver	Oct. 3, 1971
0 at Oakland	Dec. 3, 1995
0 vs. Oakland	Dec. 7, 1997
0 vs. St. Louis	Dec. 8, 2002
0 vs. N.Y. Jets	Sept. 11, 2005
1	19 times; Last vs. Oakland Dec. 24, 2011
*NFL RECORD	
<b>Most Rushing First Downs Allowed, Game</b>	
21 vs. Pittsburgh	Nov. 7, 1976
20 at Oakland	Dec. 28, 2002
19 at Cleveland	Oct. 30, 1977
<b>Fewest Passing First Downs Allowed, Season</b>	
92	1982 (9 games)
95	1973
111	1969, 1970
<b>Most Passing First Downs Allowed, Season</b>	
247	2018
227	2002
209	2016
204	2017
202	2000
195	2008
<b>Fewest Passing First Downs Allowed, Game</b>	
*0 at Houston	Oct. 9, 1988
0 vs. San Diego	Sept. 20, 1998
2	8 times; Last at Denver Jan. 1, 2012
*NFL RECORD	
<b>Most Passing First Downs Allowed, Game</b>	
25 at Denver	Nov. 18, 1974
25 at Denver	Nov. 14, 2010
25 at Pittsburgh	Sept. 16, 2018
23 at Oakland	Oct. 19, 2017
23 at L.A. Chargers	Sept. 9, 2018
22 at Cincinnati	Dec. 6, 1987
22 vs. Philadelphia	Oct. 2, 2005
<b>Fewest Penalty First Downs Allowed, Season</b>	
9	1982 (9 games)
11	1964
13	1980
<b>Most Penalty First Downs Allowed, Season</b>	
*56	1998
43	2018
40	2004
39	2019
38	2020

# REGULAR TEAM DEFENSIVE

36 1993, 2017

34 2015

33 1987

**\*NFL RECORD**

## Most Penalty First Downs Allowed, Game

7 2 times; Last N.Y. Jets Dec. 11, 2011

6 12 times; Last vs. Indianapolis Oct. 6, 2019

## Net Yards Allowed Passing and Rushing

### Fewest Yards Allowed, Season

2,733 1982 (9 games)

3,163 1969

3,575 1973

3,667 1970

3,749 1965

### Most Yards Allowed, Season

6,488 2018

6,291 2008

6,248 2002

6,211 2009

6,037 2004

5,896 2016

### Fewest Yards Allowed, Game

89 vs. Seattle Dec. 24, 1995

91 vs. Houston Oct. 12, 1969

93 vs. Oakland Dec. 7, 1997

100 at Boston Sept. 21, 1969

105 vs. Boston Dec. 14, 1963

105 vs. Boston Oct. 11, 1970

### Most Yards Allowed, Game

563 vs. Houston Dec. 16, 1990

542 at N.Y. Jets Oct. 2, 1988 (OT)

542 at Tennessee Dec. 13, 2004

541 at L.A. Chargers Sept. 9, 2018

539 at Oakland Nov. 3, 1968

539 vs. Oakland Oct. 3, 1977

535 vs. Denver Dec. 1, 2013

### Fewest Plays Allowed, Season

556 1982 (9 games)

808 1969

813 1971

### Most Plays Allowed, Season

1,159 1984

1,126 1985

1,109 2018

1,102 1981

### Fewest Plays Allowed, Game

39 vs. Houston Oct. 22, 1967

39 vs. Oakland Dec. 7, 1997

40 vs. Cincinnati Oct. 13, 1968

40 at Boston Sept. 21, 1969

### Most Plays Allowed, Game

97 at N.Y. Jets Oct. 2, 1988 (OT)

95 vs. San Diego Oct. 19, 1986

91 vs. Chicago Nov. 8, 1981

## Rushing

### Fewest Rushing Attempts Allowed, Season

279 1982 (9 games)

316 1969

343 1967

### Most Rushing Attempts Allowed, Season

634 1977

609 1988

601 1978

### Fewest Rushing Attempts Allowed, Game

9 at Oakland Dec. 5, 2004

11 at New Orleans Sept. 4, 1994

11 at Oakland Dec. 3, 1995

11 vs. Oakland Dec. 10, 2017

12 at N.Y. Jets Nov. 27, 1966

12 at Seattle Nov. 28, 2010

### Most Rushing Attempts Allowed, Game

65 at Buffalo Oct. 29, 1973

62 at Tampa Bay Dec. 16, 1979

61 at Oakland Dec. 8, 1973

61 vs. Chicago Nov. 8, 1981

### Fewest Rushing Yards Allowed, Season

980 1960

1,066 1982 (9 games)

1,091 1969

### Fewest Rushing Yards Per Game Allowed, Season

70.0 (980 in 14 games) 1960

77.9 (1,091 in 14 games) 1969

82.9 (1,327 in 16 games) 1995

### Most Rushing Yards Allowed, Season

2,971 1977

2,861 1976

2,712 1975

### Most Rushing Yards Per Game Allowed, Season

211.8 (2,971 in 14 games) 1977

204.4 (2,861 in 14 games) 1976

193.7 (2,712 in 14 games) 1975

### Fewest Rushing Yards Allowed, Game

-27 vs. Houston Dec. 4, 1960

3 at San Diego Nov. 19, 1961

8 at Oakland Dec. 3, 1995

### Most Rushing Yards Allowed, Game

351 vs. Cleveland Dec. 20, 2009

332 vs. Tennessee Oct. 19, 2008

330 vs. Pittsburgh Nov. 7, 1976

322 at Cleveland Oct. 30, 1977

300 vs. Oakland Sept. 14, 2008

### Fewest Individual 100-Yard Games Allowed, Season

0 1960, 1969, 1971, 1981, 1995

### Most Individual 100-Yard Games Allowed, Season

9 2003

8 1976, 1977, 2007

### Fewest Rushing Touchdowns Allowed, Season

4 1968

5 2016

6 1969, 1971

7 1982 (9 games), 1995, 2013, 2015

### Most Rushing Touchdowns Allowed, Season

25 2008

24 1975, 1976

23 1977, 1988

### Most Rushing Touchdowns Allowed, Game

5 vs. Pittsburgh Nov. 7, 1976

5 at Denver Dec. 7, 2003

4 7 times; Last vs Baltimore Sept. 22, 2019

## Passing

### Fewest Pass Attempts Allowed, Season

262 1982 (9 games)

324 1973

325 1975

# REGULAR TEAM DEFENSIVE

333 1977

## Most Pass Attempts Allowed, Season

632 2018

616 2002

607 2015

598 2016

596 1995

592 2013

## Fewest Pass Attempts Allowed, Game

8 vs. Denver Nov. 13, 2011

9 at N.Y. Jets Nov. 7, 1971

9 vs. Oakland Dec. 8, 1974

10 vs. L.A. Raiders Sept. 16, 1973

10 at San Diego Dec. 18, 1988

## Most Pass Attempts Allowed, Game

65 vs. San Diego Oct. 19, 1986

61 vs. Seattle Sept. 29, 1985

61 vs. Jacksonville Oct. 7, 2018

60 at Oakland Oct. 5, 1980

60 at Pittsburgh Sept. 16, 2018

## Fewest Pass Completions Allowed, Season

155 1982 (9 games)

157 1973

175 1977

186 1972, 1975

195 1970

## Most Pass Completions Allowed, Season

406 2018

403 2002

352 2019

350 2016

349 2020

348 2008

349 2015

334 2013

## Fewest Pass Completions Allowed, Game

1 vs. San Diego Sept. 20, 1998

2 vs. Denver Nov. 13, 2011

3 vs. Houston Oct. 22, 1967

3 at N.Y. Jets Nov. 7, 1971

3 vs. Oakland Dec. 8, 1974

4 at San Diego Nov. 2, 1986

4 at Houston Oct. 9, 1988

## Most Pass Completions Allowed, Game

39 at New England Sept. 22, 2002

39 at Pittsburgh Sept. 16, 2018

37 vs. San Diego Dec. 22, 1985

37 vs. San Diego Oct. 19, 1986

37 vs. New Orleans Oct. 23, 2016

35 vs. Oakland Oct. 27, 2002

34 vs. L.A. Raiders Sept. 12, 1985

34 vs. San Diego Dec. 14, 2008

34 at L.A. Chargers Sept. 9, 2018

## Fewest Net Passing Yards Allowed, Season

1,619 1973

1,667 1982 (9 games)

1,942 1973

2,010 1970

## Most Net Passing Yards Allowed, Season

4,374 2018

4,203 2004

4,181 2002

3,962 2013

3,958 2016

3,952 2017

## Fewest Net Passing Yards Allowed, Game

-19 vs. San Diego Sept. 20, 1998

9 vs. N.Y. Jets Nov. 7, 1971

12 vs. Oakland Dec. 8, 1974

## Most Net Passing Yards Allowed, Game

505 vs. Houston Dec. 16, 1990

472 vs. Indianapolis Oct. 31, 2004

469 at Oakland Nov. 3, 1968

## Fewest Individual 300-Yard Games Allowed, Season

0 1962, 1970, 1971, 1972, 1973, 1974, 1977, 1978, 1988, 2000

## Most Individual 300-Yard Games Allowed, Season

8 2002

## Fewest Passing Touchdowns Allowed, Season

10 1969

11 1971, 1973

12 1982 (9 games), 1988

## Most Passing Touchdowns Allowed, Season

32 2004

30 2018

29 2012, 2020

27 2002

25 1964, 1976, 1980, 1987, 2000, 2005, 2009, 2013, 2015

24 1999

## Most Passing Touchdowns Allowed, Game

5 vs. Indianapolis Oct. 31, 2004

5 at Denver Nov. 14, 2010

5 vs. Denver Dec. 1, 2013

5 at Green Bay Sept. 28, 2015

5 at Pittsburgh Oct. 2, 2016

4 17 times; Last at L.A. Rams Nov. 19, 2018

## Sacks

### Most Seasons Leading League

4 1960, 1965, 1969, 1990

### Most Sacks, Season

60.0 1990

54.0 1997

52.0 2018

51.0 2000

50.0 1984, 1992

### Fewest Sacks, Season

\*10.0 2008

15.0 1982 (9 games)

22.0 1976, 2009

23.0 1988

\*NFL RECORD

### Most Sacks, Game

11.0 vs. Cleveland Sept. 30, 1984

10.0 vs. Oakland Sept. 6, 1998

9.0 at Buffalo Nov. 2, 1969

9.0 vs. Seattle Nov. 11, 1990

9.0 vs. Oakland Oct. 13, 2013

9.0 at Denver Oct. 17, 2019

### Most Opponents Yards Lost Attempting to Pass, Season

439 1968

### Fewest Opponents Yards Lost Attempting to Pass, Season

62 2008

120 1982 (9 games)

137 2009

## Interceptions By



# REGULAR TEAM DEFENSIVE

## Most Consecutive Seasons Leading League

5 1966-70

## Most Passes Intercepted By, Season

37 1968

33 1966

32 1960, 1962, 1969

## Fewest Passes Intercepted By, Season

7 2012

11 1987

12 1982 (9 games), 1994

## Most Passes Intercepted By, Game

7 at San Diego Dec. 8, 1968

6 8 times; Last vs. New York Jets Sept. 25, 2016

## Most Consecutive Games, One or More Interceptions By

23 1967-69

18 1966-67

16 1982-83

## Most Yards Returning Interceptions, Season

596 1969

578 1967

567 1986

## Fewest Yards Returning Interceptions, Season

119 2012

124 2006

140 1987

141 2019

## Most Yards Returning Interceptions, Game

188 vs. N.Y. Titans Dec. 17, 1961

162 at Oakland Dec. 6, 2015

142 vs. L.A. Raiders Oct. 28, 1991

136 vs. Seattle Dec. 11, 1977

## Most Touchdowns Returning Interceptions, Season

6 1992

5 1972, 1974, 1999, 2013

4 1960, 1967, 1986, 1997, 2015, 2016

## Most Touchdowns Returning Interceptions, Game

2 vs. N.Y. Titans Dec. 17, 1961

2 at Denver Oct. 1, 1972

2 at Denver Dec. 19, 1982

2 vs. San Diego Oct. 19, 1986

2 vs. Denver Dec. 27, 1992

2 at Baltimore Oct. 21, 1999

2 at Denver Jan. 3, 2010

2 at Oakland Oct. 23, 2011

## Most Touchdowns Returning Interceptions, Both Teams, Game

\*4 Kansas City (0) at Seattle (4) Nov. 4, 1984

3 Kansas City (2) vs. San Diego (1) Oct. 19, 1986

\*NFL RECORD

## Opponents Interceptions

### Most Yards, Interception Returns Opponents, Season

688 1984

### Most Yards Interception Returns, Opponent, Game

\*325 at Seattle Nov. 4, 1984

\*NFL RECORD

### Most Touchdowns Returning Interceptions Opponents, Season

7 1984

### Most Touchdowns Returning Interceptions Opponent, Game

\*4 at Seattle Nov. 4, 1984

\*NFL RECORD

## Punting

## Most Opponents Punts, Season

102 1995

98 1999

94 1969

## Fewest Opponents Punts, Season

38 1982 (9 games)

50 2008

52 2018

55 1962

## Lowest Opponents Average Distance, Season

37.0 1986, 1990

38.6 1982 (9 games)

38.9 1981

## Highest Opponents Average Distance, Season

47.6 2011

46.8 2012

46.6 2013

46.4 2020

45.7 2005

45.2 2010

## Most Opponents Punts Blocked, Season

6 1990

4 1986

3 1963, 1982

2 1966, 1979, 1980, 1989, 1997, 2001, 2002, 2006

## Most Opponents Punts Blocked, Game

3 vs. Denver Dec. 8, 1963

2 at Seattle Sept. 30, 1979

2 vs. Cleveland Sept. 30, 1990

## Punt Returns

### Most Opponents Punt Returns, Season

60 1984

55 1974, 1976

54 1983

### Most Opponents Punt Returns, Game

9 at Cincinnati Nov. 24, 1974

### Fewest Punt Return Yards Allowed, Season

89 2019

97 2018

119 2020

157 1960, 2016

164 2017

170 2015

179 2005

190 1991

### Most Punt Return Yards Allowed, Season

702 1977

634 1974

572 1986

### Most Punt Return Yards Allowed, Game

170 at San Diego Sept. 26, 1965

### Lowest Punt Return Average Allowed, Season

4.68 (19-89) 2019

5.23 (30-157) 2016

5.71 (17-97) 2018

5.81 (27-157) 1960

6.37 (46-293) 1981

6.43 (49-315) 1979

6.47 (38-246) 2013

### Highest Punt Returns Average Allowed, Season

15.36 (22-338) (9 games) 1982

14.93 (29-433) 1965

14.04 (50-702) 1977

### Most Punt Returns Touchdowns Allowed, Season

# REGULAR TEAM DEFENSIVE

2 1982, 1990, 2004, 2012

## Kickoff Returns

**Fewest Opponents Kickoff Returns, Season**

25 2011, 2017

27 2012

35 2016

36 2018

37 2019

40 1973

42 1982 (9 games)

**Most Opponents Kickoff Returns, Season**

88 2002

87 2003

85 2004

84 1966

**Fewest Kickoff Return Yards Allowed, Season**

486 2017

549 2020

605 2011

690 2012

725 2019

794 1982 (9 games)

809 2018

843 2016

958 1977

**Most Kickoff Return Yards Allowed, Season**

2,053 2005

2,045 1966

2,043 2003

1,908 2004

1,880 2002

**Most Kickoff Return Yards Allowed, Game**

289 at Denver Sept. 7, 1963

278 vs. Cleveland Dec. 20, 2009

**Lowest Kickoff Return Average Allowed, Season**

17.17 (81-1,391) 1990

18.00 (71-1,278) 1986

18.57 (23-427) 2017

18.80 (64-1,203) 1992

**Highest Kickoff Return Average Allowed, Season**

25.78 (40-1,031) 1973

25.56 (27-690) 2012

25.37 (54-1,370) 1974

**Most Kickoff Return Touchdowns Allowed, Season**

2 1988

2 1989

2 2009

## Blocked Field Goals

**Most Blocked Field Goals, Season**

6 1960

5 1966

4 1962, 1965, 1973

3 1963, 1967, 1996

2 1982 (9 games), 1986, 1992, 1993, 2003

**Most Blocked Field Goals, Game**

3 at San Diego Oct. 15, 1967

2 vs. Buffalo Dec. 18, 1960

2 at Oakland Nov. 3, 1963

2 at Oakland Sept. 18, 1966

2 at San Diego Oct. 15, 1967

2 at Green Bay Oct. 4, 1973

2 at San Diego Oct. 17, 1993

2 at San Diego Nov. 30, 2003

## Fumbles

**Fewest Opponents Fumbles, Season**

16 1971, 2020

18 1984, 2011

19 2000, 2012, 2015, 2017

**Fewest Opponents Fumbles Recovered, Season**

6 2011, 2012, 2020

7 1971, 2015, 2019

8 1966, 2004, 2007

9 2010

10 1982 (9 games), 1996, 2017

**Most Opponents Fumbles, Season**

42 1981

40 1975

39 1977

**Most Opponents Fumbles Recovered, Season**

26 1994

25 1990

23 1977

## Turnovers

**Fewest Opponents Turnovers, Season**

13 2012

21 2004

22 1982 (9 games), 2007, 2020

23 2010, 2019

26 2001, 2011, 2017

**Most Opponents Turnovers, Season**

51 1983

49 1962, 1968, 1986

**Most Opponents Turnovers, Game**

9 vs. Houston Oct. 28, 1962

9 vs. Houston Oct. 12, 1969

9 vs. St. Louis Oct. 2, 1983

**Best Turnover Ratio, Season**

26 (45 takes/19 gives) 1990

22 (49 takes/27 gives) 1968

21 (45 takes/21 gives) 1999

18 (49 takes/31 gives) 1962

18 (39 takes/21 gives) 1992

18 (36 takes/18 gives) 2013

**Worst Turnover Ratio, Season**

-24 (13 takes/37 gives) 2012

-13 (28 takes/41 gives) 1987

-11 (22 takes/33 gives) 2007

-8 (33 takes/41 gives) 1965

-8 (33 takes/41 gives) 1989

## Single Game

### Pass Attempts (All 50+)

61 Blake Bortles, Jacksonville	Oct. 7, 2018
60 Ben Roethlisberger, Pittsburgh	Sept. 16, 2018
58 Mark Hermann, San Diego	Dec. 22, 1985
56 Kyle Orton, Denver	Jan. 3, 2010
55 Rich Gannon, Oakland	Oct. 27, 2002
54 Steve DeBerg, Tampa Bay	Oct. 28, 1984
54 Tom Brady, New England	Sept. 22, 2002
52 Jim Plunkett, Oakland	Oct. 5, 1980
52 Derek Carr, Oakland	Oct. 19, 2017
52 Philip Rivers, L.A. Chargers	Nov. 18, 2019
51 Philip Rivers, L.A. Chargers	Sept. 9, 2018
50 Brian Griese, Denver	Oct. 20, 2002

### Pass Completions (All 30+)

39 Tom Brady, New England	Sept. 22, 2002
39 Ben Roethlisberger, Pittsburgh	Sept. 16, 2018
37 Mark Hermann, San Diego	Dec. 22, 1985
37 Drew Brees, New Orleans	Oct. 23, 2016
35 Rich Gannon, Oakland	Oct. 27, 2002
34 Jim Plunkett, Oakland	Sept. 12, 1985
34 Philip Rivers, San Diego	Dec. 14, 2008
34 Philip Rivers, L.A. Chargers	Sept. 9, 2018
33 Drew Bledsoe, New England	Dec. 4, 2000
33 Donovan McNabb, Philadelphia	Oct. 2, 2005
33 Blake Bortles, Jacksonville	Oct. 7, 2018
32 Jay Cutler, Denver	Dec. 7, 2008
32 Ben Roethlisberger, Pittsburgh	Nov. 22, 2009
32 Kyle Orton, Denver	Jan. 3, 2010
31 Jim Zorn, Seattle	Sept. 27, 1981
31 Rich Gannon, Oakland	Sept. 9, 2001
31 Marc Bulger, St. Louis	Nov. 5, 2006
31 Jeff Garcia, Tampa Bay	Nov. 2, 2008
31 Derek Carr, Oakland	Dec. 6, 2015
31 Jared Goff, L.A. Rams	Nov. 19, 2018
31 Philip Rivers, L.A. Chargers	Dec. 29, 2019
30 Dan Fouts, San Diego	Oct. 14, 1984
30 Tony Romo, Dallas	Sept. 15, 2013
30 Deshaun Watson, Houston	Oct. 13, 2019

### Passing Yards (All 400+)

527 Warren Moon, Houston	Dec. 16, 1990
472 Peyton Manning, Indianapolis	Oct. 31, 2004
452 Ben Roethlisberger, Pittsburgh	Sept. 16, 2018
445 Charley Johnson, Denver	Nov. 18, 1974
431 Kyle Orton, Denver	Jan. 3, 2010
430 Blake Bortles, Jacksonville	Oct. 7, 2018
426 Billy Volek, Tennessee	Dec. 13, 2004
424 Philip Rivers, L.A. Chargers	Sept. 9, 2018
417 Derek Carr, Oakland	Oct. 19, 2017
413 Pete Beathard, Houston	Sept. 9, 1968
413 Jared Goff, L.A. Rams	Nov. 19, 2018
410 Tom Brady, New England	Sept. 22, 2002
403 Peyton Manning, Denver	Dec. 1, 2013
400 John Elway, Denver	Dec. 6, 1998

### Touchdown Passes

5 George Blanda, Houston	Oct. 24, 1965
5 Peyton Manning, Indianapolis	Oct. 31, 2004
5 Peyton Manning, Denver	Dec. 1, 2013
5 Aaron Rodgers, Green Bay	Sept. 28, 2015
5 Ben Roethlisberger, Pittsburgh	Oct. 2, 2016
5 Deshaun Watson, Houston	Oct. 8, 2017

### Interceptions Thrown

6 John Hadl, San Diego	Dec. 8, 1968
6 Ryan Fitzpatrick, N.Y. Jets	Sept. 25, 2016
5 George Blanda, Houston	Oct. 28, 1962
5 John Hadl, San Diego	Dec. 16, 1962
5 Babe Parilli, Boston	Dec. 14, 1963
5 George Blanda, Houston	Oct. 4, 1964
5 Pete Beathard, Houston	Oct. 12, 1969
5 Marty Domres, San Diego	Nov. 9, 1969
5 Alan Pastrana, Denver	Dec. 6, 1970
5 James Harris, San Diego	Nov. 26, 1978
5 Jim Plunkett, Oakland	Oct. 5, 1980
5 Jim Zorn, Seattle	Nov. 9, 1980
5 Dave Krieg, Seattle	Dec. 9, 1984
5 John Elway, Denver	Dec. 14, 1985

### Long Pass (All 80+)

90 N. Johnson to R. Upchurch, Denver	Sept. 21, 1975
89 J. Kemp to E. Dubenion, Buffalo	Oct. 13, 1963
87 S. McNair to M. Clayton, Baltimore	Dec. 10, 2006
87 M. Hasselbeck to B. Obomanu, SEA	Nov. 28, 2010
82 J. Lee to A. Denson, Denver	Nov. 1, 1964
82 D. Lamonica to F. Biletnikoff, Oakland	Nov. 3, 1968
82 B. Griese to S. Sharpe, Denver	Oct. 20, 2002
80 J. Lee to B. Groman	Oct. 22, 1961
80 S. Wyche to B. Trumpy	Sept. 28, 1969

### Pass Receptions

16 Troy Brown, New England	Sept. 22, 2002
14 Kellen Winslow, San Diego	Dec. 11, 1983
14 Jabar Gaffney, Denver	Jan. 3, 2010
13 Joe Washington, Baltimore	Sept. 2, 1979
13 Terrance Mathis, Atlanta	Sept. 18, 1994
13 Tim Brown, Oakland	Oct. 27, 2002
13 Steven Jackson, St. Louis	Nov. 5, 2006

### Receiving Yards (All 200+)

250 Miles Austin, Dallas	Oct. 11, 2009
245 Haywood Jeffires, Houston	Dec. 16, 1990
233 Drew Bennett, Tennessee	Dec. 13, 2004
232 Lance Alworth, San Diego	Oct. 20, 1963
214 Shannon Sharpe, Denver	Oct. 20, 2002
213 Jabar Gaffney, Denver	Jan. 3, 2010
210 Amari Cooper, Oakland	Oct. 19, 2017
203 Don Maynard, N.Y. Jets	Sept. 15, 1968

### Touchdown Receptions

4 Eric Decker, Denver	Dec. 1, 2013
3 Bob Chandler, Buffalo	Oct. 3, 1976
3 Kellen Winslow, San Diego	Dec. 11, 1983
3 Shannon Sharpe, Denver	Dec. 12, 1993
3 Drew Bennett, Tennessee	Dec. 13, 2004
3 Antonio Gates, San Diego	Oct. 30, 2005
3 Randall Cobb, Green Bay	Sept. 28, 2015
3 DeAndre Hopkins, Houston	Oct. 8, 2017

### Rushing Attempts

39 O.J. Simpson, Buffalo	Oct. 29, 1973
39 Ricky Bell, Tampa Bay	Dec. 16, 1979
39 Marion Butts, San Diego	Dec. 17, 1989

### Rushing Yards (All 200+)

286 Jerome Harrison, Cleveland	Dec. 20, 2009
220 Tiki Barber, N.Y. Giants	Dec. 17, 2005
218 Clinton Portis, Denver	Dec. 7, 2003
217 Gary Anderson, San Diego	Dec. 18, 1988
214 Greg Pruitt, Cleveland	Dec. 14, 1975
207 Curt Warner, Seattle	Nov. 27, 1983 (OT)

### Rushing Touchdowns

5 Clinton Portis, Denver	Dec. 7, 2003
3 Jon Keyworth, Denver	Nov. 18, 1974



# REGULAR OPPONENT INDIVIDUAL

3	Greg Pruitt, Cleveland	Dec. 14, 1975
3	Pete Banaszak, Oakland	Dec. 21, 1975
3	Walter Payton, Chicago	Nov. 13, 1977
3	Curt Warner, Seattle	Nov. 27, 1983 (OT)
3	Marcus Allen, L.A. Raiders	Nov. 25, 1990
3	Rodney Hampton, N.Y. Giants	Dec. 19, 1992
3	Terrell Davis, Denver	Dec. 6, 1998
3	Curtis Martin, N.Y. Jets	Nov. 11, 2001
3	Clinton Portis, Denver	Dec. 15, 2002
3	Onterio Smith, Minnesota	Dec. 20, 2003
3	Michael Pittman, Tampa Bay	Nov. 7, 2004
3	Michael Turner, Atlanta	Sept. 21, 2008
3	LenDale White, Tennessee	Oct. 19, 2008
3	Jerome Harrison, Cleveland	Dec. 20, 2009
3	Jeremy Hill, Cincinnati	Oct. 4, 2015
3	Mike Gillislee, New England	Sept. 7, 2017
3	Mark Ingram, Baltimore	Sept. 22, 2019
<b>Long Run (All 80+)</b>		
87	Paul Lowe, San Diego	Sept. 10, 1961
85	LaDainian Tomlinson, San Diego	Dec. 17, 2006
80	LenDale White, Tennessee	Oct. 19, 2008
<b>Total Touchdowns</b>		
5	Clinton Portis, Denver	Dec. 7, 2003
4	Clinton Portis, Denver	Dec. 15, 2002
4	Eric Decker, Denver	Dec. 1, 2013
<b>Interceptions Made</b>		
4	Deltha O'Neal, Denver	Oct. 7, 2001
3	David Fulcher, Cincinnati	Oct. 1, 1989
<b>Long Interception Return (All 100+)</b>		

102	Marcus Coleman, Houston	Sept. 26, 2004
101	Tony Greene, Buffalo	Oct. 3, 1976
100	Speedy Duncan, San Diego	Oct. 15, 1967
<b>Long Punt Return</b>		
95	Johnny Bailey, Chicago	Dec. 29, 1990
<b>Long Kickoff Return (All 100+)</b>		
103	Joshua Cribbs, Cleveland	Dec. 20, 2009
100	Nemiah Wilson, Denver	Oct. 8, 1966
100	Joshua Cribbs, Cleveland	Dec. 20, 2009
<b>Long Punt (All 80+)</b>		
83	Chris Norman, Denver	Sept. 23, 1984
82	Paul Maguire, San Diego	Nov. 5, 1961
<b>Long Field Goal (All 55+)</b>		
59	Matt Bryant, Atlanta	Dec. 4, 2016
57	Sebastian Janikowski, Oakland	Dec. 16, 2012
56	Sebastian Janikowski, Oakland	Sept. 14, 2008
56	Matt Prater, Denver	Sept. 28, 2008
55	John Kasay, Seattle	Jan. 2, 1994
55	Kris Brown, Pittsburgh	Oct. 14, 2001
55	Sebastian Janikowski, Oakland	Nov. 25, 2007
55	Nate Kaeding, San Diego	Nov. 29, 2009
<b>Times Sacked (All 10.0+)</b>		
11	Paul McDonald, Cleveland	Sept. 30, 1984
10	Jeff George, Oakland	Sept. 6, 1998
<b>Touchdowns On Interception Returns</b>		
2	Dave Brown, Seattle	Nov. 4, 1984
<b>Fumbles</b>		
6	Dave Krieg, Seattle	Nov. 5, 1989

# PLAYOFF INDIVIDUAL

## Service

### Most Games Played, Career

13	Anthony Sherman	2013-20
12	Dustin Colquitt	2005-19
12	Travis Kelce	2013-20
12	Daniel Sorensen	2014-20
12	James Winchester	2011-20
11	Eric Fisher	2013-20
10	John Alt	1984-96
10	Tim Grunhard	1990-00
10	Dave Szott	1990-00
10	Derrick Thomas	1989-99
10	Tyreek Hill	2016-20
10	Demarcus Robinson	2016-20
9	Dan Saleaumua	1989-96
9	Neil Smith	1988-96
9	Chris Jones	2016-20
9	Harrison Butker	2017-20
8	Len Dawson	1962-75
8	Jonathan Hayes	1985-93
8	Nick Lowery	1980-93
8	Johnny Robinson	1960-71
8	Kevin Ross	1984-93, '97
8	Jim Tyrer	1961-73
8	J.J. Birden	1990-94
8	Tracy Simien	1991-97
8	Will Shields	1993-06
8	Tanoh Kpassagnon	2017-20
8	Patrick Mahomes	2017-20
8	Anthony Hitchens	2018-20
8	Ben Niemann	2018-20
8	Derrick Nnadi	2018-20
8	Austin Reiter	2018-20
8	Charvarius Ward	2018-20

## Scoring

### Most Points, Career

65	Harrison Butker (9 games - 11 FGs, 32 PATs)	2017-20
60	Damien Williams (5 games - 10 TDs)	2018-19
54	Travis Kelce (12 games - 9 TDs)	2013-20
37	Nick Lowery (8 games - 8 FGs, 13 PATs)	1980-93
35	Jan Stenerud (5 games - 9 FGs, 8 PATs)	1967-79
24	Cairo Santos (3 games - 6 FGs, 6 PATs)	2014-16
24	Patrick Mahomes (8 games - 4 TDs)	2017-20
18	Mike Garrett (6 games - 3 TDs)	1966-70
18	Marcus Allen (6 games - 3 TDs)	1993-97
18	Knile Davis (3 games - 3 TDs)	2013-15
18	Tyreek Hill (10 games - 3 TDs)	2016-20

### Most Points, Game

18	Damien Williams vs. New England	Jan. 20, 2019
18	Damien Williams vs. Houston	Jan. 12, 2020
18	Travis Kelce vs. Houston	Jan. 12, 2020
14	Ryan Succop at Indianapolis	Jan. 4, 2014
12	Abner Haynes vs. Houston	Dec. 23, 1962
12	Mike Garrett at Buffalo	Jan. 1, 1967
12	Ed Podolak vs. Miami	Dec. 25, 1971
12	Dante Hall vs. Indianapolis	Jan. 11, 2004
12	Priest Holmes vs. Indianapolis	Jan. 11, 2004
12	Knile Davis at Indianapolis	Jan. 4, 2014
12	Cairo Santos at Houston	Jan. 9, 2016
12	Damien Williams vs. San Francisco	Feb. 2, 2020
12	Travis Kelce vs. Buffalo	Jan. 24, 2021

11 Jan Stenerud vs. Minnesota Jan. 11, 1970

### Most Touchdowns, Career

10	Damien Williams (5 games)	2018-19
9	Travis Kelce (12 games)	2013-20
4	Patrick Mahomes (8 games)	2017-20
3	Marcus Allen (6 games)	1993-97
3	Mike Garrett (6 games)	1966-70
3	Knile Davis (3 games)	2013-16
3	Tyreek Hill (10 games)	2016-20

### Most Touchdowns, Game

3	Damien Williams vs. New England	Jan. 20, 2019
3	Damien Williams vs. Houston	Jan. 12, 2020
3	Travis Kelce vs. Houston	Jan. 12, 2020
2	Abner Haynes vs. Houston	Dec. 23, 1962
2	Mike Garrett at Buffalo	Jan. 1, 1967
2	Ed Podolak vs. Miami	Dec. 25, 1971
2	Dante Hall vs. Indianapolis	Jan. 11, 2004
2	Priest Holmes vs. Indianapolis	Jan. 11, 2004
2	Knile Davis at Indianapolis	Jan. 4, 2014
2	Damien Williams vs. San Francisco	Feb. 2, 2020
2	Travis Kelce vs. Buffalo	Jan. 24, 2021

### Most Points After Touchdown, Career

32	Harrison Butker (8 games - 34 Att.)	2017-20
13	Nick Lowery (8 games - 14 Att.)	1980-93
8	Jan Stenerud (5 games - 8 Att.)	1967-79
6	Ryan Succop (2 games - 6 Att.)	2009-13
6	Cairo Santos (3 games - 6 Att.)	2014-17
5	Mike Mercer (2 games - 5 Att.)	1966

### Most Points After Touchdown, Game

6	Harrison Butker vs. Houston (7 Att.)	Jan. 12, 2020
5	Ryan Succop at Indianapolis (5 Att.)	Jan. 4, 2014
5	Harrison Butker vs. Tennessee (5 Att.)	Jan. 19, 2020
5	Harrison Butker vs. Buffalo (5 Att.)	Jan. 24, 2021
4	Mike Mercer at Buffalo (4 Att.)	Jan. 1, 1967
4	Nick Lowery at Houston (4 Att.)	Jan. 16, 1994
4	Morten Andersen vs. IND (4 Att.)	Jan. 11, 2004
4	Harrison Butker vs. IND (4 Att.)	Jan. 12, 2019
4	Harrison Butker vs. NE (4 Att.)	Jan. 20, 2019
4	Harrison Butker vs. SF (4 Att.)	Feb. 2, 2020

### Most Points After Touchdown, No Misses, Career

8	Jan Stenerud (5 games)	1967-79
---	------------------------	---------

### Most Field Goals Attempted, Career

17	Jan Stenerud (5 games)	1967-79
13	Harrison Butker (9 games)	2017-20
12	Nick Lowery (8 games)	1980-93

### Most Field Goals Attempted, Game

5	Jan Stenerud vs. N.Y. Jets	Dec. 20, 1969
4	Nick Lowery vs. Miami	Jan. 5, 1991
4	Jan Stenerud vs. Miami	Dec. 25, 1971

### Most Field Goals, Career

11	Harrison Butker (9 games - 13 Att.)	2017-20
9	Jan Stenerud (5 games - 17 Att.)	1967-79
8	Nick Lowery (8 games - 12 Att.)	1980-93

### Most Field Goals, Game

3	Jan Stenerud vs. Minnesota	Jan. 11, 1970
3	Nick Lowery at Miami	Jan. 5, 1991
3	Ryan Succop at Indianapolis	Jan. 4, 2014
3	Cairo Santos at Houston	Jan. 9, 2016
3	Harrison Butker vs. Cleveland	Jan. 17, 2021
3	Harrison Butker at Tampa Bay	Feb. 7, 2021

### Longest Field Goal

52	Harrison Butker at Tampa Bay	Feb. 7, 2021
50	Harrison Butker vs. Cleveland	Jan. 17, 2021
49	Cairo Santos at Houston	Jan. 9, 2016

# PLAYOFF INDIVIDUAL

49 Cairo Santos at Houston	Jan. 9, 2016
49 Harrison Butker at Tampa Bay	Feb. 7, 2021
48 Jan Stenerud vs. Minnesota	Jan. 11, 1970
48 Cairo Santos vs. Pittsburgh	Jan. 15, 2017
43 Ryan Succop at Indianapolis	Jan. 4, 2014

## Rushing

### Most Rushing Attempts, Career

100 Marcus Allen (6 games)	1993-97
81 Damien Williams (5 games)	2018-19
61 Mike Garrett (6 games)	1966-70
59 Barry Word (4 games)	1990-92
51 Wendell Hayes (5 games)	1968-74
42 Patrick Mahomes (8 games)	2017-20
41 Curtis McClinton (3 games)	1962-69

### Most Rushing Attempts, Game

33 Barry Word vs. L.A. Raiders	Dec. 28, 1991
25 Damien Williams vs. Indianapolis	Jan. 12, 2019
24 Curtis McClinton vs. Houston	Dec. 23, 1962
24 Priest Holmes vs. Indianapolis	Jan. 11, 2004
22 Wendell Hayes vs. Miami	Dec. 25, 1971
21 Marcus Allen vs. Pittsburgh	Jan. 8, 1994
21 Marcus Allen vs. Indianapolis	Jan. 7, 1996

### Most Rushing Yards Gained, Career

386 Marcus Allen (6 games)	1993-97
355 Damien Williams (5 games)	2018-19
208 Wendell Hayes (5 games)	1968-74
206 Patrick Mahomes (8 games)	2017-20
197 Barry Word (4 games)	1990-92
186 Mike Garrett (6 games)	1966-70
176 Priest Holmes (1 game)	2001-07

### Most Rushing Yards Gained, Game

176 Priest Holmes vs. Indianapolis	Jan. 11, 2004
130 Barry Word vs. L.A. Raiders	Dec. 28, 1991
129 Damien Williams vs. Indianapolis	Jan. 12, 2019
104 Damien Williams vs. San Francisco	Feb. 2, 2020
100 Wendell Hayes vs. Miami	Dec. 25, 1971
94 Marcus Allen vs. Indianapolis	Jan. 7, 1996
85 Ed Podolak vs. Miami	Dec. 25, 1971

### Most Games, 100 or More Rushing Yards, Career

2 Damien Williams (5 games)	2018-19
1 Wendell Hayes (5 games)	1968-74
1 Barry Word (3 games)	1990-92
1 Priest Holmes (1 game)	2001-07

### Longest Run From Scrimmage

50 Mecole Hardman vs. Buffalo	Jan. 24, 2021
48 Priest Holmes vs. Indianapolis	Jan. 11, 2004
41 Jamaal Charles vs. Baltimore	Jan. 9, 2011
38 Damien Williams vs. San Francisco	Feb. 2, 2020
36 Tyreek Hill vs. Indianapolis	Jan. 12, 2019
33 Jack Spikes vs. Houston	Dec. 23, 1962
32 Ed Podolak vs. Miami	Dec. 25, 1971
27 Patrick Mahomes vs. Tennessee	Jan. 19, 2020
26 Christian Okoye at Miami	Jan. 5, 1991
26 Damien Williams vs. Houston	Jan. 12, 2020
26 Clyde Edwards-Helaire at Tampa Bay	Feb. 7, 2020

### Most Rushing Touchdowns, Career

6 Damien Williams (5 games)	2018-19
4 Patrick Mahomes (8 games)	2017-20
3 Marcus Allen (6 games)	1993-97
3 Mike Garrett (6 games)	1966-70

### Most Rushing Touchdowns, Game

2 Mike Garrett at Buffalo	Jan. 1, 1967
---------------------------	--------------

2 Priest Holmes vs. Indianapolis	Jan. 11, 2004
2 Damien Williams vs. Houston	Jan. 12, 2020

## Passing

### Most Passes Attempted, Career

301 Patrick Mahomes (8 games)	2017-20
188 Len Dawson (8 games)	1962-75
185 Alex Smith (5 games)	2013-17
141 Joe Montana (4 games)	1993-94
64 Dave Krieg (4 games)	1992-93
54 Trent Green (2 games)	2001-06
53 Steve DeBerg (3 games)	1988-91

### Most Passes Attempted, Game

50 Alex Smith at New England	Jan. 16, 2016
49 Patrick Mahomes at Tampa Bay	Feb. 7, 2021
46 Alex Smith at Indianapolis	Jan. 4, 2014
43 Joe Montana vs. Pittsburgh	Jan. 8, 1994
42 Patrick Mahomes vs. San Francisco	Feb. 2, 2020
41 Patrick Mahomes vs. Indianapolis	Jan. 12, 2019
38 Joe Montana at Houston	Jan. 16, 1994
38 Patrick Mahomes vs. Buffalo	Jan. 24, 2021
37 Joe Montana at Miami	Dec. 31, 1994
37 Elvis Grbac vs. Denver	Jan. 4, 1998

### Most Passes Completed, Career

191 Patrick Mahomes (8 games)	2017-20
120 Alex Smith (5 games)	2013-17
107 Len Dawson (8 games)	1962-75
85 Joe Montana (4 games)	1993-94
33 Dave Krieg (4 games)	1992-93
32 Trent Green (2 games)	2001-06
31 Steve DeBerg (3 games)	1988-91

### Most Passes Completed, Game

30 Alex Smith at Indianapolis	Jan. 4, 2014
29 Alex Smith at New England	Jan. 16, 2016
28 Joe Montana vs. Pittsburgh	Jan. 8, 1994
27 Patrick Mahomes vs. Indianapolis	Jan. 12, 2019
26 Joe Montana at Miami	Dec. 31, 1994
26 Patrick Mahomes vs. San Francisco	Feb. 2, 2020
26 Patrick Mahomes at Tampa Bay	Feb. 7, 2021
24 Elvis Grbac vs. Denver	Jan. 4, 1998
24 Alex Smith vs. Tennessee	Jan. 6, 2018

### Highest Completion Percentage, Career (100 attempts)

64.9 Alex Smith (5 games: 185-120)	2013-17
63.5 Patrick Mahomes (8 games: 301-191)	2017-20
60.3 Joe Montana (4 games: 141-85)	1993-94
56.9 Len Dawson (8 games: 188-107)	1962-75

### Highest Completion Percentage, Game (15 completions)

77.3 Alex Smith at Houston (22-17)	Jan. 9, 2016
76.3 Patrick Mahomes vs. Buffalo (38-29)	Jan. 24, 2021
72.7 Alex Smith vs. Tennessee (33-24)	Jan. 6, 2018
70.3 Joe Montana at Miami (37-26)	Dec. 31, 1994
70.0 Patrick Mahomes vs. Cleveland (30-21)	Jan. 17, 2021
69.2 Len Dawson vs. Miami (26-18)	Dec. 25, 1971

### Most Passing Yards, Career

2,324 Patrick Mahomes (8 games)	2017-20
1,497 Len Dawson (8 games)	1962-75
1,250 Alex Smith (5 games)	2013-17
1,014 Joe Montana (4 games)	1993-94
454 Dave Krieg (4 games)	1992-93

### Most Passing Yards, Game

378 Alex Smith at Indianapolis	Jan. 4, 2014
325 Patrick Mahomes vs. Buffalo	Jan. 24, 2021



# PLAYOFF INDIVIDUAL

321 Patrick Mahomes vs. Houston	Jan. 12, 2020
314 Joe Montana at Miami	Dec. 31, 1994
299 Joe Montana at Houston	Jan. 16, 1994
295 Patrick Mahomes vs. New England	Jan. 20, 2019
294 Patrick Mahomes vs. Tennessee	Jan. 19, 2020
286 Patrick Mahomes vs. San Francisco	Feb. 2, 2020
278 Patrick Mahomes vs. Indianapolis	Jan. 12, 2019
276 Joe Montana vs. Pittsburgh	Jan. 4, 1994
<b>Longest Pass Completion</b>	
79 Alex Smith at Indianapolis (to Donnie Avery)	Jan. 4, 2014
71 Patrick Mahomes vs. Buffalo (to Tyreek Hill)	Jan. 24, 2021
63 Len Dawson vs. Miami (to Elmo Wright)	Dec. 25, 1971
63 Alex Smith at Indianapolis (to Dwayne Bowe)	Jan. 4, 2014
61 Len Dawson at N.Y. Jets (to Otis Taylor)	Dec. 20, 1969
60 Patrick Mahomes vs. Tennessee (to Sammy Watkins)	Jan. 19, 2020
<b>Most Touchdown Passes, Career</b>	
17 Patrick Mahomes (8 games)	2017-20
9 Alex Smith (5 games)	2013-17
7 Len Dawson (8 games)	1962-75
6 Joe Montana (4 games)	1993-94
2 Steve DeBerg (3 games)	1988-91
2 Trent Green (2 games)	2001-06
<b>Most Touchdown Passes, Game</b>	
5 Patrick Mahomes vs. Houston	Jan. 12, 2020
4 Alex Smith at Indianapolis	Jan. 4, 2014
3 Joe Montana at Houston	Jan. 16, 1994
3 Patrick Mahomes vs. New England	Jan. 20, 2019
3 Patrick Mahomes vs. Buffalo	Jan. 24, 2021
2 Len Dawson at Buffalo	Jan. 1, 1967
2 Joe Montana at Miami	Dec. 31, 1994
2 Alex Smith vs. Tennessee	Jan. 6, 2018
2 Patrick Mahomes vs. San Francisco	Feb. 2, 2020
<b>Most Passes Had Intercepted, Career</b>	
8 Len Dawson (8 games)	1962-75
4 Mark Vlasic (1 game)	1991-92
4 Joe Montana (4 games)	1993-94
4 Patrick Mahomes (8 games)	2017-20
<b>Most Passes Had Intercepted, Game</b>	
4 Len Dawson at Oakland	Dec. 22, 1968
4 Mark Vlasic at Buffalo	Jan. 5, 1992

## Pass Receiving

<b>Most Pass Receptions, Career</b>	
83 Travis Kelce (12 games)	2013-20
61 Tyreek Hill (10 games)	2017-20
27 Otis Taylor (7 games)	1965-75
27 J.J. Birden (8 games)	1990-94
25 Sammy Watkins (6 games)	2018-20
21 Damien Williams (5 games)	2018-19
21 Keith Cash (6 games)	1992-96
19 Kimble Anders (7 games)	1991-00
<b>Most Pass Receptions, Game</b>	
13 Travis Kelce vs. Buffalo	Jan. 24, 2021
10 Travis Kelce vs. Houston	Jan. 12, 2020
10 Travis Kelce at Tampa Bay	Feb. 7, 2021
9 Tyreek Hill vs. San Francisco	Feb. 2, 2020
9 Tyreek Hill vs. Buffalo	Jan. 24, 2021

8 Ed Podolak vs. Miami	Dec. 25, 1971
8 Stephone Paige at Miami	Jan. 5, 1991
8 Andre Rison vs. Denver	Jan. 4, 1998
8 Dwayne Bowe at Indianapolis	Jan. 4, 2014
8 Travis Kelce at Houston	Jan. 9, 2016
8 Tyreek Hill vs. Indianapolis	Jan. 12, 2019
8 Tyreek Hill vs. Cleveland	Jan. 17, 2021
8 Travis Kelce vs. Cleveland	Jan. 17, 2021
7 Keith Cash vs. Pittsburgh	Jan. 8, 1994
7 Kimble Anders vs. Indianapolis	Jan. 7, 1996
7 Dexter McCluster at Indianapolis	Jan. 4, 2014
7 Knile Davis at Indianapolis	Jan. 4, 2014
7 Tyreek Hill vs. Tennessee	Jan. 6, 2018
7 Travis Kelce vs. Indianapolis	Jan. 12, 2019
7 Sammy Watkins vs. Tennessee	Jan. 19, 2020
7 Tyreek Hill at Tampa Bay	Feb. 7, 2021
<b>Most Receiving Yards, Career</b>	
992 Travis Kelce (12 games)	2013-20
796 Tyreek Hill (10 games)	2016-20
481 Otis Taylor (7 games)	1965-75
477 Sammy Watkins (6 games)	2018-20
363 J.J. Birden (8 games)	1990-94
266 Keith Cash (6 games)	1992-96
239 Willie Davis (6 games)	1991-95
<b>Most Receiving Yards, Game (All 100+)</b>	
172 Tyreek Hill vs. Buffalo	Jan. 24, 2021
150 Dwayne Bowe at Indianapolis	Jan. 4, 2014
142 Stephone Paige at Miami	Jan. 5, 1991
134 Travis Kelce vs. Houston	Jan. 12, 2020
133 Travis Kelce at Tampa Bay	Feb. 7, 2021
128 Travis Kelce at Houston	Jan. 9, 2016
118 Travis Kelce vs. Buffalo	Jan. 24, 2021
117 Otis Taylor at Oakland	Dec. 22, 1968
114 Sammy Watkins vs. New England	Jan. 20, 2019
114 Sammy Watkins vs. Tennessee	Jan. 19, 2020
110 Ed Podolak vs. Miami	Dec. 25, 1971
110 Andre Rison vs. Denver	Jan. 4, 1998
110 Tyreek Hill vs. Cleveland	Jan. 17, 2021
109 Travis Kelce vs. Cleveland	Jan. 17, 2021
108 Travis Kelce vs. Indianapolis	Jan. 12, 2019
105 Tyreek Hill vs. San Francisco	Feb. 2, 2020
104 Elmo Wright vs. Miami	Dec. 25, 1971
103 Kimble Anders at Miami	Dec. 31, 1994
<b>Most Games, 100 or More Receiving Yards, Career</b>	
6 Travis Kelce (12 games)	2013-20
3 Tyreek Hill (10 games)	2016-20
2 Sammy Watkins (6 games)	2018-20
1 By seven players; Last, Dwayne Bowe vs. Indianapolis Colts	Jan. 4, 2013
<b>Longest Pass Reception</b>	
79 Donnie Avery at Indianapolis (from Alex Smith)	Jan. 4, 2014
71 Tyreek Hill vs. Buffalo (from Patrick Mahomes)	Jan. 24, 2021
63 Elmo Wright vs. Miami (from Len Dawson)	Dec. 25, 1971
63 Dwayne Bowe at Indianapolis (from Alex Smith)	Jan. 4, 2014
61 Otis Taylor at N.Y. Jets (from Len Dawson)	Dec. 20, 1969
60 Sammy Watkins vs. Tennessee (from Patrick Mahomes)	Jan. 19, 2020
<b>Most Receiving Touchdowns, Career</b>	

# PLAYOFF INDIVIDUAL

9 Travis Kelce (12 games)	2013-20
4 Damien Williams (5 games)	2018-19
2 Otis Taylor (7 games)	1965-75
2 Fred Jones (6 games)	1990-93
2 J.J. Birden (8 games)	1990-94
2 Tony Gonzalez (3 games)	1997-08
2 Albert Wilson (4 games)	2014-16
2 Tyreek Hill (10 games)	2016-20

## Most Receiving Touchdowns, Game

3 Travis Kelce vs. Houston	Jan. 12, 2020
2 Damien Williams vs. New England	Jan. 20, 2019
2 Tyreek Hill vs. Tennessee	Jan. 19, 2020
1 Numerous times; Last, Damien Williams & Travis Kelce vs. San Francisco	Feb. 2, 2020

## Combined Net Yards

### Most Attempts, Career

115 Marcus Allen (6 games)	1993-97
102 Damien Williams (5 games)	2018-19
84 Travis Kelce (12 games)	2013-20
74 Mike Garrett (6 games)	1966-70
72 Tyreek Hill (10 games)	2016-20
63 Wendell Hayes (5 games)	1968-74

### Most Attempts, Game

34 Barry Word vs. L.A. Raiders	Dec. 28, 1991
30 Ed Podolak vs. Miami	Dec. 25, 1971
30 Damien Williams vs. Indianapolis	Jan. 12, 2019
29 Priest Holmes vs. Indianapolis	Jan. 11, 2004

### Most Net Yards, Career

994 Travis Kelce (12 games)	2013-20
889 Tyreek Hill (10 games)	2016-20
541 Marcus Allen (6 games)	1993-97
540 Damien Williams (5 games)	2018-19
489 Sammy Watkins (6 games)	2018-20
481 Otis Taylor (7 games)	1965-75
363 J.J. Birden (8 games)	1990-94
286 Mike Garrett (6 games)	1966-70

### Most Net Yards, Game

*350 Ed Podolak vs. Miami	Dec. 25, 1971
227 Dante Hall vs. Indianapolis	Jan. 11, 2004
208 Priest Holmes vs. Indianapolis	Jan. 11, 2004
172 Tyreek Hill vs. Buffalo	Jan. 24, 2021
154 Damien Williams vs. Indianapolis	Jan. 12, 2019
150 Dwayne Bowe at Indianapolis	Jan. 4, 2014
142 Stephone Paige at Miami	Jan. 5, 1991

\*NFL RECORD

## Punting

### Most Punts, Career

43 Dustin Colquitt (12 games)	2005-19
39 Jerrel Wilson (7 games)	1963-77
38 Bryan Barker (7 games)	1990-93
11 Louie Aguiar (3 games)	1994-98

### Most Punts, Game

8 Jerrel Wilson at Oakland	Jan. 4, 1970
8 Bryan Barker at San Diego	Jan. 2, 1993

### Longest Punt

66 Dustin Colquitt at Indianapolis	Jan. 6, 2007
62 Louie Aguiar vs. Denver	Jan. 4, 1998
61 Jerrel Wilson vs. Green Bay	Jan. 15, 1967
59 Jerrel Wilson vs. Minnesota	Jan. 11, 1970
56 Jerrel Wilson at Oakland	Jan. 4, 1970
56 Dustin Colquitt vs. Houston	Jan. 9, 2016

### Highest Punting Average, Career (20 punts)

44.8 Dustin Colquitt (12 games: 1,938-43)	2005-19
43.4 Jerrel Wilson (7 games: 1,693-39)	1963-77
42.4 Bryan Barker (7 games: 1,613-38)	1990-93

### Highest Punting Average, Game (4 punts)

52.3 Dustin Colquitt at IND (314-6)	Jan. 6, 2007
50.0 Dustin Colquitt vs. Tennessee (250-5)	Jan. 6, 2018
48.5 Jerrel Wilson vs. Minnesota (194-4)	Jan. 11, 1970
47.0 Jerrel Wilson at Oakland (302-6)	Dec. 22, 1968
46.4 Louie Aguiar vs. Denver (232-5)	Jan. 4, 1998

## Punt Returns

### Most Punt Returns, Career

11 Mike Garrett (6 games)	1966-70
10 Tyreek Hill (10 games)	2016-20
7 Danan Hughes (6 games)	1993-98

### Most Punt Returns, Game

5 Tyreek Hill vs. Indianapolis	Jan. 12, 2019
4 Mike Garrett vs. Oakland	Jan. 4, 1970
4 Tamarick Vanover vs. Indianapolis	Jan. 7, 1996
4 Frankie Hammond Jr. at Houston	Jan. 9, 2016

### Most Punt Return Yards, Career

84 Danan Hughes (6 games)	1993-98
73 Mike Garrett (6 games)	1966-70
61 Frankie Hammond Jr. (2 games)	2015
44 Tamarick Vanover (2 games)	1995-99

### Most Punt Return Yards, Game

42 Danan Hughes at Houston	Jan. 16, 1994
37 Mike Garrett at Buffalo	Jan. 1, 1967
34 Tamarick Vanover vs. Indianapolis	Jan. 7, 1996
34 Frankie Hammond Jr. at Houston	Jan. 9, 2016
31 Danan Hughes vs. Pittsburgh	Jan. 8, 1994

### Longest Punt Return

35 Danan Hughes at Houston	Jan. 16, 1994
27 Mike Garrett at Buffalo	Jan. 1, 1967
15 Danan Hughes vs. Pittsburgh	Jan. 8, 1994

### Highest Punt Return Average, Career (10 returns)

6.6 Mike Garrett (6 games: 11-73)	1966-70
14.0 Danan Hughes at Houston (3-42)	Jan. 16, 1994
12.3 Mike Garrett at Buffalo (3-37)	Jan. 1, 1967
10.3 Danan Hughes vs. Pittsburgh (3-31)	Jan. 8, 1994

### Most Touchdowns

0

## Kickoff Returns

### Most Kickoff Returns, Career

14 Mecole Hardman (6 games)	2019-20
10 John Stephens (3 games)	1993
10 Dante Hall (2 games)	2000-06
7 Quintin Demps (1 game)	2013
6 Tyreek Hill (10 games)	2016-20
6 Tremon Smith (2 games)	2018
5 Bert Coan (2 games)	1963-68
5 Noland Smith (1 game)	1967-69
5 Tamarick Vanover (2 games)	1995-99
5 Byron Pringle (6 games)	2018-20

### Most Kickoff Returns, Game

7 Dante Hall vs. Indianapolis	Jan. 11, 2004
7 Quintin Demps at Indianapolis	Jan. 4, 2014
6 Mecole Hardman vs. Houston	Jan. 12, 2020
5 Noland Smith vs. Oakland	Dec. 22, 1968
5 John Stephens at Buffalo	Jan. 23, 1994

### Most Kickoff Return Yards, Career

312 Mecole Hardman (6 games)	2019-20
------------------------------	---------

# PLAYOFF INDIVIDUAL

266 Dante Hall (2 games)	2000-06
199 John Stephens (3 games)	1993
196 Knile Davis (3 games)	2013-15
187 Quintin Demps (1 game)	2013
154 Ed Podolak (1 game)	1969-77
<b>Most Kickoff Return Yards, Game</b>	
208 Dante Hall vs. Indianapolis	Jan. 11, 2004
187 Quintin Demps at Indianapolis	Jan. 4, 2014
154 Ed Podolak vs. Miami	Dec. 25, 1971
142 Mecole Hardman vs. Houston	Jan. 12, 2020
106 Knile Davis at Houston	Jan. 9, 2016
99 Tremon Smith vs. New England	Jan. 20, 2019
90 Knile Davis at New England	Jan. 16, 2016
<b>Longest Kickoff Return</b>	
106 (TD) Knile Davis at Houston	Jan. 9, 2016
92 (TD) Dante Hall vs. Indianapolis	Jan. 11, 2004
78 Ed Podolak vs. Miami	Dec. 25, 1971
58 Mecole Hardman vs. Houston	Jan. 12, 2020
46 Dante Hall vs. Indianapolis	Jan. 11, 2004
36 Dexter McCluster vs. Baltimore	Jan. 9, 2011
35 Bert Coan at Buffalo	Jan. 1, 1967
<b>Highest Kickoff Return Average, Career (10 returns)</b>	
26.6 Dante Hall (2 games: 10-266)	2000-06
22.3 Mecole Hardman (6 games: 14-312)	2019-20
19.9 John Stephens (3 games: 10-199)	1993
<b>Highest Kickoff Return Average, Game (3 returns)</b>	
51.3 Ed Podolak vs. Miami (3-154)	Dec. 25, 1971
30.0 Knile Davis at New England (3-90)	Jan. 16, 2016
29.7 Dante Hall vs. Indianapolis (7-208)	Jan. 11, 2004
26.7 Quintin Demps at Indianapolis (7-187)	Jan. 4, 2014
24.8 Tremon Smith vs. New England (4-99)	Jan. 20, 2019
24.0 John Stephens vs. Pittsburgh (3-72)	Jan. 8, 1994
23.7 Mecole Hardman vs. Houston (6-142)	Jan. 12, 2020
23.0 Tamarick Vanover vs. Denver (3-69)	Jan. 4, 1998
<b>Most Kickoff Return Touchdowns, Career</b>	
1 Dante Hall (2 games)	2000-06
1 Knile Davis (2 games)	2013-15

## Interceptions By

Most Interceptions, Career

5 Emmitt Thomas (7 games)	1966-78
4 Johnny Robinson (8 games)	1960-70
3 Jim Marsalis (4 games)	1969-75
3 Deron Cherry (4 games)	1981-91
<b>Most Interceptions, Game</b>	
2 Johnny Robinson vs. Houston	Dec. 23, 1962
2 Jim Marsalis at N.Y. Jets	Dec. 20, 1969
2 Emmitt Thomas at Oakland	Jan. 4, 1970
2 Deron Cherry vs. L.A. Raiders	Dec. 28, 1991
2 Ty Law at Indianapolis	Jan. 6, 2007
2 Husain Abdullah at Indianapolis	Jan. 4, 2014
<b>Most Interception Return Yards, Career</b>	
131 Johnny Robinson (8 games)	1960-71
101 Emmitt Thomas (7 games)	1966-78
65 Jim Marsalis (4 games)	1969-75
<b>Most Interception Return Yards, Game</b>	
72 Johnny Robinson at Buffalo	Jan. 1, 1967
69 Emmitt Thomas vs. Oakland	Jan. 4, 1970
50 Johnny Robinson vs. Houston	Dec. 23, 1962
<b>Longest Interception Return</b>	
72 Johnny Robinson at Buffalo	Jan. 1, 1967
62 Emmitt Thomas at Oakland	Jan. 4, 1970
43 Ty Law at Indianapolis	Jan. 6, 2007
37 Johnny Robinson vs. Houston	Dec. 23, 1962
<b>Most Interception Return TDs, Career</b>	
0 0	

## Sacks

<b>Most Sacks, Career</b>	
8.0 Frank Clark (6 games)	2019-20
6.5 Derrick Thomas (10 games)	1989-99
6.5 Neil Smith (9 games)	1988-96
5.0 Aaron Brown (6 games)	1966-72
4.0 Justin Houston (7 games)	2011-18
<b>Most Sacks, Game</b>	
3 Aaron Brown at Oakland	Jan. 4, 1970
3 Frank Clark vs. Houston	Jan. 12, 2020
2 10 times; By nine players	
Last: Frank Clark vs. Buffalo	Jan. 24, 2021



# PLAYOFF TEAM

## Scoring

### Most Points, Game

51 vs. Houston	Jan. 12, 2020
44 at Indianapolis	Jan. 4, 2014
38 vs. Buffalo	Jan. 24, 2021
35 vs. Tennessee	Jan. 19, 2020
31 at Buffalo	Jan. 1, 1967
31 vs. Indianapolis	Jan. 11, 2004
31 vs. Indianapolis	Jan. 12, 2019
31 vs. New England	Jan. 20, 2019
31 vs. San Francisco	Feb. 2, 2020
30 at Houston	Jan. 9, 2016
28 at Houston	Jan. 16, 1994

### Most Touchdowns, Game

7 vs. Houston	Jan. 12, 2020
5 at Indianapolis	Jan. 4, 2014
5 vs. Tennessee	Jan. 19, 2020
5 vs. Buffalo	Jan. 24, 2021
4 at Buffalo	Jan. 1, 1967
4 at Houston	Jan. 16, 1994
4 vs. Indianapolis	Jan. 11, 2004
4 vs. Indianapolis	Jan. 12, 2019
4 vs. New England	Jan. 20, 2019
4 vs. San Francisco	Feb. 2, 2020
3 Four times; Last, vs. Tennessee	Jan. 6, 2018

## First Downs

### Most First Downs, Game

30 at Indianapolis	Jan. 4, 2014
29 vs. Indianapolis	Jan. 12, 2019
29 vs. Houston	Jan. 12, 2020
29 vs. Buffalo	Jan. 24, 2021
28 vs. Pittsburgh	Jan. 8, 1994
27 at New England	Jan. 16, 2016
27 vs. Tennessee	Jan. 19, 2020
26 vs. San Francisco	Feb. 2, 2020
24 at Miami	Dec. 31, 1994
24 vs. Indianapolis	Jan. 11, 2004
24 vs. Cleveland	Jan. 17, 2021
23 vs. Miami	Dec. 25, 1971

### Fewest First Downs, Game

7 at Indianapolis	Jan. 6, 2007
8 vs. Baltimore	Jan. 9, 2011
13 at Oakland	Dec. 22, 1968
13 at Oakland	Jan. 4, 1970
14 Three times; Last, at Buffalo	Jan. 5, 1992

## Net Yards Rushing and Passing

### Most Net Yards, Game

513 at Indianapolis	Jan. 4, 2014
451 vs. Miami	Dec. 25, 1971
439 vs. Buffalo	Jan. 24, 2021
438 vs. Cleveland	Jan. 17, 2021
434 vs. Houston	Jan. 12, 2020
433 vs. Indianapolis	Jan. 12, 2019
414 at Miami	Dec. 31, 1994
408 vs. Indianapolis	Jan. 11, 2004
404 vs. Tennessee	Jan. 19, 2020
401 vs. Pittsburgh	Jan. 8, 1994

### Fewest Net Yards, Game

126 at Indianapolis	Jan. 6, 2007
161 vs. Baltimore	Jan. 9, 2011
204 vs. L.A. Raiders	Dec. 28, 1991
207 at Oakland	Jan. 4, 1970
213 at Buffalo	Jan. 5, 1992

## Rushing

### Most Rushing Attempts, Game

54 vs. Houston	Dec. 23, 1962
44 vs. Miami	Dec. 25, 1971
41 vs. Minnesota	Jan. 11, 1970

### Fewest Rushing Attempts, Game

12 vs. New England	Jan. 20, 2019
14 vs. Pittsburgh	Jan. 15, 2017
16 vs. Tennessee	Jan. 6, 2018
17 at Indianapolis	Jan. 6, 2007
17 at Tampa Bay	Feb. 7, 2021
18 at Houston	Jan. 16, 1994
19 vs. Green Bay	Jan. 15, 1967
19 at San Diego	Jan. 2, 1993
19 vs. Baltimore	Jan. 9, 2011

### Most Rushing Yards, Game

213 vs. Miami	Dec. 25, 1971
199 vs. Houston	Dec. 23, 1962
196 vs. Indianapolis	Jan. 11, 2004
180 vs. Indianapolis	Jan. 12, 2019
151 vs. Minnesota	Jan. 11, 1970
150 at Indianapolis	Jan. 4, 2014

### Fewest Rushing Yards, Game

41 vs. New England	Jan. 20, 2019
44 at Indianapolis	Jan. 6, 2007
52 at Buffalo	Jan. 23, 1994
61 at San Diego	Jan. 2, 1993
61 vs. Pittsburgh	Jan. 15, 2017
67 at N.Y. Jets	Dec. 28, 1968

### Most Rushing Touchdowns, Game

4 vs. Indianapolis	Jan. 12, 2019
2 at Buffalo	Jan. 1, 1967
2 at Oakland	Jan. 4, 1970
2 vs. Miami	Dec. 25, 1971
2 vs. Indianapolis	Jan. 11, 2004
2 vs. Houston	Jan. 12, 2020
2 vs. Tennessee	Jan. 19, 2020
2 vs. San Francisco	Feb. 2, 2020
2 vs. Buffalo	Jan. 24, 2021

## Passing

### Most Passing Attempts, Game

52 at Buffalo	Jan. 23, 1994
50 at New England	Jan. 16, 2016
49 at Tampa Bay	Feb. 7, 2021
46 at Indianapolis	Jan. 4, 2014
44 vs. Pittsburgh	Jan. 8, 1994
42 vs. San Francisco	Feb. 2, 2020
41 vs. Indianapolis	Jan. 12, 2019
38 at Houston	Jan. 16, 1994
38 vs. Cleveland	Jan. 17, 2021
38 vs. Buffalo	Jan. 24, 2021
37 at New York Jets	Dec. 28, 1986
37 at Miami	Dec. 31, 1994
37 vs. Denver	Jan. 4, 1998

### Fewest Passing Attempts, Game

14 vs. Houston	Dec. 23, 1962
----------------	---------------

# PLAYOFF TEAM

14 vs. L.A. Raiders Dec. 28, 1991

17 at Oakland Jan. 4, 1970

17 vs. Minnesota Jan. 11, 1970

## Most Completions, Game

30 at Indianapolis Jan. 4, 2014

29 vs. Pittsburgh Jan. 8, 1994

29 at New England Jan. 16, 2016

29 vs. Buffalo Jan. 24, 2021

27 vs. Indianapolis Jan. 12, 2019

27 vs. Cleveland Jan. 17, 2021

26 at Miami Dec. 31, 1994

26 vs. San Francisco Feb. 2, 2020

26 at Tampa Bay Feb. 7, 2021

25 at Buffalo Jan. 23, 1994

## Fewest Completions, Game

7 at Oakland Jan. 4, 1970

9 vs. Houston Dec. 23, 1962

9 vs. L.A. Raiders Dec. 28, 1991

9 vs. Baltimore Jan. 9, 2011

## Most Gross Passing Yards, Game

378 at Indianapolis Jan. 4, 2014

325 vs. Buffalo Jan. 24, 2021

323 at Buffalo Jan. 23, 1994

321 vs. Houston Jan. 12, 2020

321 vs. Cleveland Jan. 17, 2021

314 at Miami Dec. 31, 1994

299 at Houston Jan. 16, 1994

299 vs. Pittsburgh Jan. 8, 1994

## Fewest Gross Passing Yards, Game

70 vs. Baltimore Jan. 9, 2011

88 vs. Houston Dec. 23, 1962

79 vs. L.A. Raiders Dec. 28, 1991

107 at Indianapolis Jan. 6, 2007

## Most Times Sacked, Game

9 at Buffalo Jan. 1, 1967

7 at San Diego Jan. 2, 1993

6 vs. Houston Dec. 23, 1962

6 vs. Green Bay Jan. 15, 1967

## Most Passing Touchdowns, Game

5 vs. Houston Jan. 12, 2020

4 at Indianapolis Jan. 4, 2014

3 at Houston Jan. 16, 1994

3 vs. New England Jan. 20, 2019

3 vs. Tennessee Jan. 19, 2020

3 vs. Buffalo Jan. 24, 2021

2 Five times; Last vs. San Francisco Feb. 2, 2020

## Most Interceptions Thrown, Game

4 at Oakland Dec. 22, 1968

4 at Buffalo Jan. 5, 1992

3 vs. Indianapolis Jan. 7, 1996

3 vs. Baltimore Jan. 9, 2011

## Penalties

### Most Penalties, Game

10 at Buffalo Jan. 5, 1992

9 vs. Tennessee Jan. 19, 2020

8 vs. Tennessee Jan. 6, 2018

7 Four times; Last vs. Cleveland Jan. 17, 2021

### Fewest Penalties, Game

1 at N.Y. Jets Dec. 28, 1986

2 at Indianapolis Jan. 6, 2007

2 at Indianapolis Jan. 4, 2014

3 Three times; Last vs. Buffalo Jan. 24, 2021

### Most Yards Penalized, Game

68 vs. Tennessee Jan. 6, 2018

65 vs. Denver Jan. 4, 1998

63 at N.Y. Jets Dec. 20, 1969

62 at San Diego Jan. 2, 1993

### Fewest Yards Penalized, Game

5 at N.Y. Jets Dec. 28, 1986

13 at Indianapolis Jan. 6, 2007

15 at Miami Dec. 31, 1994

15 at Indianapolis Jan. 4, 2014

20 vs. L.A. Raiders Dec. 28, 1991

## Fumbles

### Most Fumbles, Game

5 at Oakland Jan. 4, 1970

3 Five times; Last, vs. San Francisco Feb. 2, 2020

### Most Fumbles Lost, Game

4 at Oakland Jan. 4, 1970

2 vs. Miami Dec. 25, 1971

2 vs. Baltimore Jan. 9, 2011

### Most Turnovers, Game

5 vs. Baltimore Jan. 9, 2011

4 at Oakland Dec. 22, 1968

4 at Oakland Jan. 4, 1970

4 vs. Miami Dec. 25, 1971

4 at Buffalo Jan. 5, 1992

4 vs. Indianapolis Jan. 7, 1996

# PLAYOFF TEAM DEFENSIVE

## Scoring

### Fewest Points Allowed, Game

0 at Houston	Jan. 9, 2016
6 at N.Y. Jets	Dec. 20, 1969
6 vs. L.A. Raiders	Dec. 28, 1991

### Most Points Allowed, Game

45 at Indianapolis	Jan. 4, 2014
41 at Oakland	Dec. 22, 1968
38 vs. Indianapolis	Jan. 11, 2004
37 at Buffalo	Jan. 5, 1992
37 vs. New England (OT)	Jan. 20, 2019
35 vs. Green Bay	Jan. 15, 1967
35 at N.Y. Jets	Dec. 28, 1986

### Fewest Touchdowns Allowed, Game

0 at N.Y. Jets	Dec. 20, 1969
0 vs. L.A. Raiders	Dec. 28, 1991
0 at Houston	Jan. 9, 2016
0 vs. Pittsburgh	Jan. 15, 2017

### Most Touchdowns Allowed, Game

6 at Indianapolis	Jan. 4, 2014
5 vs. Green Bay	Jan. 15, 1967
5 at Oakland	Dec. 22, 1968
5 at N.Y. Jets	Dec. 28, 1986
5 vs. Indianapolis	Jan. 11, 2004
5 vs. New England	Jan. 20, 2019

## First Downs

### Fewest First Downs Allowed, Game

9 at Buffalo	Jan. 1, 1967
13 vs. Minnesota	Jan. 11, 1970
14 at Houston	Jan. 9, 2016
15 vs. Indianapolis	Jan. 12, 2019
16 Three times; Last vs. Denver	Jan. 4, 1998

### Most First Downs Allowed, Game

36 vs. New England	Jan. 20, 2019
30 at Buffalo	Jan. 23, 1994
29 at Buffalo	Jan. 5, 1992
28 at Indianapolis	Jan. 6, 2007
28 at Indianapolis	Jan. 4, 2014
27 vs. Indianapolis	Jan. 11, 2004

## Net Yards Rushing and Passing

### Fewest Net Yards Allowed, Game

226 at Houston	Jan. 9, 2016
233 at Oakland	Jan. 4, 1970
235 at N.Y. Jets	Dec. 20, 1969
239 vs. Minnesota	Jan. 11, 1970
249 vs. Indianapolis	Jan. 7, 1996

### Most Net Yards Allowed, Game

536 at Indianapolis	Jan. 4, 2014
524 vs. New England	Jan. 20, 2019
454 at Oakland	Dec. 22, 1968
448 at Buffalo	Jan. 5, 1992
442 vs. Houston	Jan. 12, 2020
435 at Indianapolis	Jan. 6, 2007
434 vs. Indianapolis	Jan. 11, 2004

## Rushing

### Fewest Rushing Attempts, Game

13 at Buffalo	Jan. 1, 1967
---------------	--------------

14 at Houston Jan. 16, 1994

14 at New England Jan. 16, 2016

14 vs. Indianapolis Jan. 12, 2019

18 vs. Buffalo Jan. 24, 2021

19 vs. Minnesota Jan. 11, 1970

19 at Indianapolis Jan. 4, 2014

### Most Rushing Attempts, Game

48 vs. New England Jan. 20, 2019

46 at Buffalo Jan. 5, 1992

46 at Buffalo Jan. 23, 1994

43 vs. Miami Dec. 25, 1971

### Fewest Rushing Yards Allowed, Game

38 at New England Jan. 16, 2016

39 at Houston Jan. 16, 1994

40 at Buffalo Jan. 1, 1967

67 vs. Minnesota Jan. 11, 1970

### Most Rushing Yards Allowed, Game

229 at Buffalo Jan. 23, 1994

202 vs. Tennessee Jan. 6, 2018

192 at San Diego Jan. 2, 1993

188 at Indianapolis Jan. 6, 2007

180 at Buffalo Jan. 5, 1992

### Most Rushing Touchdowns Allowed, Game

4 vs. New England Jan. 20, 2019

3 vs. Green Bay Jan. 15, 1967

3 at Buffalo Jan. 23, 1994

2 Four times; Last, vs. Indianapolis Jan. 11, 2004

## Passing

### Fewest Passing Attempts Allowed, Game

19 vs. Denver Jan. 4, 1998

23 at N.Y. Jets Dec. 28, 1986

23 vs. L.A. Raiders Dec. 28, 1991

23 at San Diego Jan. 2, 1993

### Most Passing Attempts Allowed, Game

52 vs. Houston Jan. 12, 2020

48 vs. Buffalo Jan. 24, 2021

46 vs. Houston Dec. 23, 1962

46 vs. New England Jan. 20, 2019

45 at Oakland Jan. 4, 1970

45 at Indianapolis Jan. 4, 2014

43 at Houston Jan. 16, 1994

42 at New England Jan. 16, 2016

42 vs. Pittsburgh Jan. 16, 1994

### Fewest Completions Allowed, Game

10 vs. Denver Jan. 4, 1998

12 at Buffalo Jan. 1, 1967

12 vs. L.A. Raiders Dec. 28, 1991

12 vs. Indianapolis Jan. 7, 1996

### Most Completions Allowed, Game

32 at Houston Jan. 16, 1994

31 at Indianapolis Jan. 6, 2007

31 vs. Houston Jan. 12, 2020

30 vs. New England Jan. 20, 2019

29 at Indianapolis Jan. 4, 2014

28 at New England Jan. 16, 2016

28 vs. Buffalo Jan. 24, 2021

25 vs. Baltimore Jan. 9, 2011

### Fewest Gross Passing Yards Allowed, Game

112 vs. Indianapolis Jan. 7, 1996

136 at Houston Jan. 9, 2016

140 vs. L.A. Raiders Dec. 28, 1991

153 at N.Y. Jets Dec. 28, 1986

160 at Buffalo Jan. 23, 1994



# PLAYOFF TEAM DEFENSIVE

## Most Passing Yards Allowed, Game

443	at Indianapolis	Jan. 4, 2014
388	vs. Houston	Jan. 12, 2020
348	vs. New England	Jan. 20, 2019
347	at Oakland	Dec. 22, 1968
306	at Houston	Jan. 16, 1994
304	vs. Indianapolis	Jan. 11, 2004
302	at New England	Jan. 16, 2016

## Most Passing Touchdowns Allowed, Game

5	at Oakland	Dec. 22, 1968
4	at Indianapolis	Jan. 4, 2014
3	Five times; Last, at Tampa Bay	Feb. 7, 2021

## Sacks

### Most Sacks, Game

9	at Houston	Jan. 16, 1994
5	at San Diego	Jan. 2, 1993
5	vs. Houston	Jan. 12, 2020
4	at Buffalo	Jan. 1, 1967
4	at Oakland	Jan. 4, 1970
4	vs. Baltimore	Jan. 9, 2011
4	vs. Buffalo	Jan. 24, 2021

## Interceptions

### Most Interceptions By, Game

5	vs. Houston	Dec. 23, 1962
4	at Oakland	Jan. 4, 1970
4	vs. L.A. Raiders	Dec. 28, 1991
4	at Houston	Jan. 9, 2016

# PLAYOFF OPPONENT INDIVIDUAL

## Single Game

### Total Points

18 Fred Biletnikoff, Oakland	Dec. 22, 1968
18 Thurman Thomas, Buffalo	Jan. 23, 1994
18 Chris Boswell, Pittsburgh	Jan. 15, 2017
15 Scott Norwood, Buffalo	Jan. 5, 1992
14 Steve Christie, Buffalo	Jan. 23, 1994

### Total Touchdowns

3 Fred Biletnikoff, Oakland	Dec. 22, 1968
3 Thurman Thomas, Buffalo	Jan. 23, 1994
2 Max McGee, Green Bay	Jan. 15, 1967
2 Elijah Pitts, Green Bay	Jan. 15, 1967
2 Warren Wells, Oakland	Dec. 22, 1968
2 Freeman McNeil, N.Y. Jets	Dec. 28, 1986
2 Andre Reed, Buffalo	Jan. 5, 1992
2 Terrell Davis, Denver	Jan. 4, 1998
2 Edgerrin James, Indianapolis	Jan. 11, 2004
2 T.Y. Hilton, Indianapolis	Jan. 4, 2014
2 Donald Brown, Indianapolis	Jan. 4, 2014
2 Rob Gronkowski, New England	Jan. 16, 2016
2 Rex Burkhead, New England	Jan. 20, 2019
2 Sony Michel, New England	Jan. 20, 2019
2 Rob Gronkowski, Tampa Bay	Feb. 7, 2021

### Field Goals

6 Chris Boswell, Pittsburgh	Jan. 15, 2017
4 Tyler Bass, Buffalo	Jan. 24, 2021
3 Scott Norwood, Buffalo	Jan. 5, 1992
3 Steve Christie, Buffalo	Jan. 23, 1994
3 Adam Vinatieri, Indianapolis	Jan. 6, 2007
3 Billy Cundiff, Baltimore	Jan. 9, 2011
2 George Blanda, Oakland	Dec. 22, 1968
2 Jim Turner, N.Y. Jets	Dec. 20, 1969
2 Garo Yepremian, Miami	Dec. 25, 1971
2 Jeff Jaeger, L.A. Raiders	Dec. 28, 1991
2 Al Del Greco, Houston	Jan. 16, 1994
2 Pete Stoyanovich, Miami	Dec. 31, 1994
2 Stephen Gostkowski, New England	Jan. 16, 2016
2 Robbie Gould, San Francisco	Feb. 2, 2020

### Pass Attempts (All 40+)

52 Deshaun Watson, Houston	Jan. 12, 2020
48 Josh Allen, Buffalo	Jan. 24, 2021
46 George Blanda, Houston	Dec. 23, 1962
46 Tom Brady, New England	Jan. 20, 2019
45 Andrew Luck, Indianapolis	Jan. 4, 2014
43 Warren Moon, Houston	Jan. 16, 1994
42 Neil O'Donnell, Pittsburgh	Jan. 8, 1994
42 Tom Brady, New England	Jan. 16, 2016
40 Joe Namath, N.Y. Jets	Dec. 20, 1969

### Pass Completions

32 Warren Moon, Houston	Jan. 16, 1994
31 Peyton Manning, Indianapolis	Jan. 6, 2007
31 Deshaun Watson, Houston	Jan. 12, 2020
30 Tom Brady, New England	Jan. 20, 2019
29 Andrew Luck, Indianapolis	Jan. 4, 2014
28 Tom Brady, New England	Jan. 16, 2016
28 Josh Allen, Buffalo	Jan. 24, 2021
25 Joe Flacco, Baltimore	Jan. 9, 2011

### Passing Yards (All 300+)

443 Andrew Luck, Indianapolis	Jan. 4, 2014
388 Deshaun Watson, Houston	Jan. 12, 2020
348 Tom Brady, New England	Jan. 20, 2019
345 Daryle Lamonica, Oakland	Dec. 22, 1968
306 Warren Moon, Houston	Jan. 16, 1994

304 Peyton Manning, Indianapolis	Jan. 11, 2004
302 Tom Brady, New England	Jan. 16, 2016

### Long Pass

69 Jack Kemp	
to Elbert Dubenion, Buffalo	Jan. 1, 1967

### Touchdown Passes

5 Daryle Lamonica, Oakland	Dec. 22, 1968
4 Andrew Luck, Indianapolis	Jan. 4, 2014
3 Pat Ryan, N.Y. Jets	Dec. 28, 1986
3 Jim Kelly, Buffalo	Jan. 5, 1992
3 Neil O'Donnell, Pittsburgh	Jan. 8, 1994
3 Peyton Manning, Indianapolis	Jan. 11, 2004
3 Tom Brady, Tampa Bay	Feb. 7, 2021

### Interceptions Thrown

5 George Blanda, Houston	Dec. 23, 1962
4 Todd Marinovich, L.A. Raiders	Dec. 28, 1991
4 Brian Hoyer, Houston	Jan. 9, 2016
3 Joe Namath, N.Y. Jets	Dec. 20, 1969
3 Daryle Lamonica, Oakland	Jan. 4, 1970
3 Jim Kelly, Buffalo	Jan. 5, 1992
3 Peyton Manning, Indianapolis	Jan. 6, 2007
3 Andrew Luck, Indianapolis	Jan. 4, 2014

### Rushing Attempts

33 Thurman Thomas, Buffalo	Jan. 23, 1994
31 Freeman McNeil, N.Y. Jets	Dec. 28, 1986
30 Le'Veon Bell, Pittsburgh	Jan. 15, 2017
29 Sony Michel, New England	Jan. 20, 2019
26 Edgerrin James, Indianapolis	Jan. 11, 2004
25 Leroy Thompson, Pittsburgh	Jan. 8, 1993
25 Terrell Davis, Denver	Jan. 4, 1998
25 Joseph Addai, Indianapolis	Jan. 6, 2007

### Rushing Yards (All 100+)

186 Thurman Thomas, Buffalo	Jan. 23, 1994
170 Le'Veon Bell, Pittsburgh	Jan. 15, 2017
156 Derrick Henry, Tennessee	Jan. 6, 2018
135 Freeman McNeil, N.Y. Jets	Dec. 28, 1986
125 Edgerrin James, Indianapolis	Jan. 11, 2004
122 Joseph Addai, Indianapolis	Jan. 6, 2007
119 Marion Butts, San Diego	Jan. 2, 1993
113 Sony Michel, New England	Jan. 20, 2019
107 Nick Bell, L.A. Raiders	Dec. 28, 1991
101 Terrell Davis, Denver	Jan. 4, 1998
100 Thurman Thomas, Buffalo	Jan. 5, 1992

### Rushing Touchdowns

3 Thurman Thomas, Buffalo	Jan. 23, 1994
2 Elijah Pitts, Green Bay	Jan. 15, 1967
2 Freeman McNeil, N.Y. Jets	Dec. 28, 1986
2 Terrell Davis, Denver	Jan. 4, 1998
2 Edgerrin James, Indianapolis	Jan. 11, 2004
2 Rex Burkhead, New England	Jan. 20, 2019
2 Sony Michel, New England	Jan. 20, 2019

### Long Run

54 Marion Butts, San Diego	Jan. 2, 1993
----------------------------	--------------

### Pass Receptions

13 T.Y. Hilton, Indianapolis	Jan. 4, 2014
10 Todd Heap, Baltimore	Jan. 9, 2011
10 Julian Edelman, New England	Jan. 16, 2016
9 Haywood Jeffries, Houston	Jan. 16, 1994
9 Dallas Clark, Indianapolis	Jan. 6, 2007
8 Charles Smith, Oakland	Jan. 4, 1970
7 Max McGee, Green Bay	Jan. 15, 1967
7 Fred Biletnikoff, Oakland	Dec. 22, 1968
7 John Henderson, Minnesota	Jan. 1, 1970
7 Paul Warfield, Miami	Dec. 25, 1971

# PLAYOFF OPPONENT INDIVIDUAL

7 Jeff Graham, Pittsburgh	Jan. 8, 1994
7 Joseph Addai, Indianapolis	Jan. 6, 2007
7 Rob Gronkowski, New England	Jan. 16, 2016
7 Julian Edelman, New England	Jan. 20, 2019
7 Cole Beasley, Buffalo	Jan. 24, 2021
<b>Receiving Yards (All 100+)</b>	
224 T.Y. Hilton, Indianapolis	Jan. 4, 2014
180 Fred Biletnikoff, Oakland	Dec. 22, 1968
140 Paul Warfield, Miami	Dec. 25, 1971
138 Max McGee, Green Bay	Jan. 15, 1967
127 Bobby Burnett, Buffalo	Jan. 11, 1967
118 DeAndre Hopkins, Houston	Jan. 12, 2020
111 John Henderson, Minnesota	Jan. 11, 1970
108 Todd Heap, Baltimore	Jan. 9, 2011
108 Antonio Brown, Pittsburgh	Jan. 15, 2017
103 Dallas Clark, Indianapolis	Jan. 6, 2007
100 Andre Reed, Buffalo	Jan. 5, 1992
100 Julian Edelman, New England	Jan. 16, 2016
<b>Touchdown Receptions</b>	
3 Fred Biletnikoff, Oakland	Dec. 22, 1968
2 Max McGee, Green Bay	Jan. 15, 1967
2 Warren Wells, Oakland	Dec. 22, 1968

2 Andre Reed, Buffalo	Jan. 5, 1992
2 T.Y. Hilton, Indianapolis	Jan. 4, 2014
2 Rob Gronkowski, New England	Jan. 16, 2016
2 Rob Gronkowski, Tampa Bay	Feb. 7, 2021
<b>Interceptions Made</b>	
2 Kirby Jackson, Buffalo	Jan. 5, 1992
<b>Long Interception Return</b>	
50 Willie Wood, Green Bay	Jan. 15, 1967
<b>Long Punt Return</b>	
26 Russell Copeland, Buffalo	Jan. 23, 1994
<b>Long Kickoff Return</b>	
52 George Atkinson, Oakland	Jan. 4, 1970
<b>Long Punt</b>	
64 Reggie Roby, Miami	Jan. 5, 1991
<b>Long Field Goal (All 50+)</b>	
58 Pete Stoyanovich, Miami	Jan. 5, 1991
52 Ryan Succop, Tampa Bay	Feb. 7, 2021
51 Tyler Bass, Buffalo	Jan. 24, 2021
50 Adam Vinatieri, Indianapolis	Jan. 6, 2007
<b>Sacks</b>	
3 Gerald Williams, Pittsburgh	Jan. 8, 1994
3 Whitney Mercilus, Houston	Jan. 9, 2016



# RECORD WATCH – CLEVELAND BROWNS

## TEAM

The Chiefs have scored in 130 consecutive games dating back to Week 16 of 2012, the third-best streak in franchise history. Putting points on the board in Sunday's game would give the Chiefs 131 straight games scoring points.

The Chiefs have scored a touchdown in 54 consecutive games dating back to Week 12 of 2017, the third-best streak in franchise history. Scoring a touchdown on Sunday would give the Chiefs 55 straight games scoring a touchdown.

The Chiefs have won 11 consecutive road games dating back to Week 11 of the 2019 season, the best streak in franchise history.

Under Head Coach Andy Reid (since 2013), the Chiefs are 7-1 (.875) in season-opening games. The club is 6-2 (.750) in home openers since 2013 and is 22-5 (.815) in the month of September.

Kansas City has won a franchise-record five-consecutive division titles (2016-20), tying for the longest streak of division titles in AFC West history (Oakland, 1972-76; Denver 2011-15). With a sixth-consecutive division title in 2021 the Chiefs would become the first team in the history of the AFC West to win six consecutive division championships.

The Chiefs have hosted three consecutive AFC Championship Games at GEHA Field at Arrowhead Stadium. The club is looking to become the first team in NFL history to host four-consecutive conference championship games.

The Chiefs are looking to become just the fourth team in NFL history to reach three-consecutive Super Bowls. They would join the Miami Dolphins (3, 1971-73), Buffalo Bills (4, 1990-93) and New England (3, 2016-18).

## CHIEFS RECORD BOOK

### MOST CONSECUTIVE GAMES SCORING

1. 179 1963-76
2. 139 1994-02
- 3. 130 2012-21**
4. 91 1987-92
5. 84 2003-08

## CHIEFS RECORD BOOK

### MOST CONSECUTIVE GAMES SCORING TOUCHDOWNS

1. 96 1963-70
2. 64 1997-01
- 3. 54 2017-21**
4. 52 1960-63
5. 35 1994-96

## CHIEFS RECORD BOOK

### MOST CONSECUTIVE ROAD GAMES WON

- 1. 11 2019-21**
2. 9 1966-67, 2016-17
3. 6 1967-68
4. 5 1968-69, 1971-72

## HEAD COACH ANDY REID

With a win on Sunday, Head Coach Andy Reid will accumulate his 239<sup>th</sup> overall victory (regular and postseason), the fifth-most career wins by a head coach in NFL history. Currently he only trails New England's Bill Belichick (311) among active head coaches. Reid and Belichick are the only two active NFL head coaches with 200 or more wins. His 221 career regular season wins (130 in Philadelphia, 91 in Kansas City) are the sixth most regular season wins in NFL history.

Andy Reid owns 91 regular season wins as head coach of the Kansas City Chiefs, ranking as the third-most regular season victories by a head coach in franchise history. He needs nine victories to become the third coach to reach 100 career regular season wins with the Chiefs (Hank Stram, 124; Marty Schottenheimer, 101). He needs 11 wins to pass Marty Schottenheimer (101) for second-most regular season wins in franchise history.

## NFL RECORD BOOK

### MOST COMBINED WINS, REGULAR AND POSTSEASON (ALL 200 OR MORE)

1. 347 Don Shula
2. 324 George Halas
3. 311 Bill Belichick
4. 270 Tom Landry
- 5. 238 Andy Reid**
6. 229 Curly Lambeau
7. 209 Chuck Noll
8. 205 Marty Schottenheimer
9. 201 Dan Reeves

## NFL RECORD BOOK

### MOST REGULAR SEASON WINS (ALL 200 OR MORE)

1. 328 Don Shula
2. 318 George Halas
3. 280 Bill Belichick
4. 250 Tom Landry
5. 226 Curly Lambeau
6. **221 Andy Reid**
7. 200 Marty Schottenheimer

## CHIEFS RECORD BOOK

### MOST REGULAR SEASON WINS

1. 124 Hank Stram
2. 101 Marty Schottenheimer
3. **91 Andy Reid**
4. 44 Dick Vermeil
5. 31 Marv Levy

## PATRICK MAHOMES

In four seasons QB Patrick Mahomes has thrown for 14,152 passing yards, the fifth-most passing yards in Chiefs history. He needs 3,126 passing yards to pass QB Bill Kenney (17,277) for fourth and needs 3,457 to pass QB Alex Smith (17,608) for third. Mahomes became the fastest quarterback in NFL history to reach 10,000 passing yards, doing so in just 34-career games.

Mahomes' 26 300+ yard games in his career are the most in franchise history.

Mahomes has thrown 193 20+ yard passes during his career, ranking third in Chiefs history. He needs 23 20+ yard passes to pass QB Alex Smith (215) for second-most in franchise history.

Mahomes has delivered a 100.0+ passer rating in 28 games in his career in Kansas City, the third-most games in franchise history. He needs just three more 100.0 rating performances to pass QBs Alex Smith (29) and Len Dawson (30) for the most such performances in team history. Mahomes owns a 108.7 career passer rating, the highest in Chiefs history.

Mahomes has thrown 114 passing touchdowns, the third-most in franchise history. He needs five more touchdown passes to move past QB Trent Green (118) for second-most in team history.

Mahomes has compiled a 66.03 career completion percentage, the highest in franchise history.

Mahomes' 8.39 yards career passing average is the highest in Chiefs history.

With just 24 interceptions thrown, Mahomes owns a 1.42 interception percentage, the second-lowest in franchise history behind QB Alex Smith (1.35).

Mahomes has thrown a touchdown pass in 25 straight games dating back to Week 5 of the 2019 season, setting a franchise record for the most consecutive games with a touchdown pass. His streak of 25-consecutive games with a touchdown pass is the longest active streak in the NFL.

Mahomes has completed 1,114 passes in his career, the fifth-most in franchise history. He needs to register 217 attempts to pass QB Bill Kenney (1,330) for fourth-most attempts in franchise history.

Mahomes has attempted 1,687 passes in his career, the sixth-most in franchise history. He needs to attempt 65 more passes to move past QB Mike Livingston (1,751) for fifth.

Mahomes has rushed for 808 yards in his career, the third-most by a quarterback in Chiefs history. He needs 446 rushing yards to pass QB Len Dawson (1,253) for the second-most rushing yards by a quarterback in team history.

Mahomes is 10-0 as a starter in the month of September, completing 250 of 370 passes (67.6%) with 32 touchdowns and no interceptions, good for a 124.4 rating. His 124.4 passer rating in the month of September is the highest of all qualifying quarterbacks (minimum 335 attempts) in NFL history.

## CHIEFS RECORD BOOK

### MOST PASSING YARDS, CAREER (ALL 10,000+)

1. 28,507 Len Dawson 1962-75
2. 21,459 Trent Green 2001-06
3. 17,608 Alex Smith 2013-17
4. 17,277 Bill Kenney 1979-88
5. **14,152 Patrick Mahomes 2017-21**

## CHIEFS RECORD BOOK

### MOST GAMES, 300 YARDS PASSING, CAREER

1. **26 Patrick Mahomes 2017-21**
2. 24 Trent Green 2001-06
3. 15 Bill Kenney 1979-88
4. 9 Len Dawson 1962-75
5. 8 Alex Smith 2013-17

## CHIEFS RECORD BOOK

### MOST 20+ YARD PASSES, CAREER

1. 274 Trent Green 2001-06
2. 215 Alex Smith 2013-17
3. **193 Patrick Mahomes 2017-21**
4. 133 Elvis Grbac 1997-00
5. 122 Matt Cassel 2009-12

## CHIEFS RECORD BOOK

### MOST 100.0+ PASSER RATING GAMES, CAREER

1. 30 Len Dawson 1962-75
2. 29 Alex Smith 2013-17
3. **28 Patrick Mahomes 2017-21**
4. 27 Trent Green 2001-06
5. 19 Steve DeBerg 1988-91

## CHIEFS RECORD BOOK

### HIGHEST PASSER RATING, CAREER (1,000 ATTEMPTS)

1. **108.7 Patrick Mahomes 2017-21**
2. 94.8 Alex Smith 2013-17
3. 87.3 Trent Green 2001-06
4. 83.2 Len Dawson 1962-75
5. 81.8 Steve DeBerg 1988-91

## CHIEFS RECORD BOOK

### MOST TOUCHDOWN PASSES, CAREER

1. 237 Len Dawson 1962-75
2. 118 Trent Green 2001-06
3. **114 Patrick Mahomes 2017-21**
4. 105 Bill Kenney 1979-88
5. 102 Alex Smith 2013-17

## CHIEFS RECORD BOOK

### HIGHEST COMPLETION PERCENTAGE, CAREER (1,000 ATTEMPTS)

1. **66.03 Patrick Mahomes (1,687, 1,114) 2017-21**
2. 65.15 Alex Smith (2,436-1,587) 2013-17
3. 61.94 Trent Green (2,777-1,720) 2001-06
4. 57.97 Steve DeBerg (1,616-934) 1988-91
5. 57.94 Elvis Grbac (1,548-897) 1997-00

## CHIEFS RECORD BOOK

### HIGHEST PASSING AVERAGE, CAREER (1,000 ATTEMPTS)

1. **8.39 Patrick Mahomes (1,687-14,152) 2017-21**
2. 7.73 Trent Green (2,777-21,459) 2001-06
3. 7.71 Len Dawson (3,696-28,507) 1988-91
4. 7.35 Steve DeBerg (1,616-11,873) 1988-91
5. 7.23 Alex Smith (2,436-17,608) 2013-17

## CHIEFS RECORD BOOK

### LOWEST PERCENTAGE, PASSES HAD INTERCEPTED, CAREER (1,000 ATTEMPTS)

1. 1.35 Alex Smith (2,436-33) 2013-17
2. **1.42 Patrick Mahomes (1,687-24) 2017-21**
3. 2.96 Matt Cassel (1,489-44) 2009-12
4. 3.04 Elvis Grbac (1,548-47) 1997-00
5. 3.09 Steve DeBerg (1,616-50) 1988-91

## CHIEFS RECORD BOOK

### MOST CONSECUTIVE GAMES, TOUCHDOWN PASSES

1. **25 Patrick Mahomes Oct. 6, 2019-Present**
2. 15 Elvis Grbac Nov. 28, 1999-Nov. 12, 2000
- 3t. 14 Len Dawson Oct. 3, 1965-Oct. 8, 1966
- Patrick Mahomes Oct. 14, 2018-Sept. 22, 2019
- 5t. 12 Len Dawson Sept. 8, 1962-Dec. 2, 1962
- 12 Trent Green Nov. 28, 2001-Oct. 20, 2002



## CHIEFS RECORD BOOK

### MOST PASSES COMPLETED, CAREER

1. 2,115 Len Dawson 1962-75
2. 1,720 Trent Green 2001-06
3. 1,587 Alex Smith 2013-17
4. 1,330 Bill Kenney 1979-88
5. **1,114 Patrick Mahomes 2017-21**

## CHIEFS RECORD BOOK

### MOST PASSES ATTEMPTED, CAREER

1. 3,696 Len Dawson 1962-75
2. 2,777 Trent Green 2001-06
3. 2,436 Alex Smith 2013-17
4. 2,430 Bill Kenney 1979-88
5. 1,751 Mike Livingston 1968-79
6. **1,687 Patrick Mahomes 2017-21**

## CHIEFS RECORD BOOK

### MOST RUSHING YARDS, QB, CAREER

1. 1,672 Alex Smith 2013-17
2. 1,253 Len Dawson 1962-75
3. **808 Patrick Mahomes 2017-21**
4. 712 Steve Fuller 1979-82
5. 692 Trent Green 2001-06

## CHIEFS RECORD BOOK

### HIGHEST PASSER RATING, NFL HISTORY, SEPTEMBER (MIN. 335 ATTEMPTS)

1. **124.4 Patrick Mahomes 2018-21**
2. 106.3 Jared Goff 2017-21
3. 103.5 Aaron Rodgers 2008-21
4. 101.3 Russell Wilson 2012-21
5. 99.2 Philip Rivers 2006-20

## TRAVIS KELCE

TE Travis Kelce owns 612 career receptions, second-most by a tight end and also by any pass catcher in franchise history. He became only the second Chiefs tight end to record at least 600 career receptions.

Kelce has a reception in 110 consecutive games, the second-best mark in franchise history. His 110 consecutive games with a pass reception is tied for the fourth-longest active streak in the NFL (assuming Larry Fitzgerald is not on an active roster in Week 1).

Kelce owns 7,881 career receiving yards to rank second among all tight ends in franchise history. He is only the second tight end in Chiefs history to record 7,000 career receiving yards.

Kelce owns 7,881 career receiving yards to rank second among all pass catchers in franchise history passing WR Otis Taylor (7,306). He was just the fourth pass catcher in Chiefs history to record 7,000 career receiving yards and with 119 yards, would become just the second player in franchise history to record 8,000 receiving yards.

Kelce owns 112 career receptions of 20 or more yards, the second most in franchise history. He needs 19 receptions of 20+ yards to pass TE Tony Gonzalez (130) for the top mark in team history.

Kelce owns 48 career receiving touchdowns, the fifth-most receiving touchdowns in franchise history.

Kelce has 25 career games with 100 or more receiving yards, passing WR Otis Taylor (20) for second-most career games with 100 or more receiving yards in Chiefs history. He needs two more 100-yard receiving games to pass TE Tony Gonzalez (26) for most 100-yard receiving performances in franchise history.

Kelce's 25 career games with 100 or more receiving yards are the third-most 100-yard outings by a TE in NFL history, passing PFHOF TE Kellen Winslow (24).

## CHIEFS RECORD BOOK

### MOST PASS RECEPTIONS, TIGHT END, CAREER

1. 916 Tony Gonzalez 1997-08
2. **612 Travis Kelce 2013-21**
3. 198 Fred Arbanas 1962-70
4. 163 Walter White 1975-79
5. 135 Jonathan Hayes 1985-93

## CHIEFS RECORD BOOK

### MOST PASS RECEPTIONS, CAREER

1. 916 Tony Gonzalez 1997-08
2. **612 Travis Kelce 2013-21**
3. 532 Dwayne Bowe 2007-14
4. 416 Henry Marshall 1976-87
5. 410 Otis Taylor 1965-75

## CHIEFS RECORD BOOK

### MOST CONSECUTIVE GAMES, PASS RECEPTIONS

1. 131 Tony Gonzalez Dec. 4, 2000 – Dec. 28, 2008
2. **110 Travis Kelce Sept. 7, 2014 – Present**
3. 83 Stephone Paige Nov. 17, 1985 – Sept. 29, 1991
4. 55 Eddie Kennison Dec. 9, 2001 – Oct. 2, 2005
5. 48 Priest Holmes Sept. 9, 2001 – Sept. 19, 2004

## NFL RECORD BOOK

### MOST CONSECUTIVE GAMES, PASS RECEPTION, ACTIVE STREAK

1. 256 *Larry Fitzgerald* Nov. 7, 2004 – Present
2. 127 Julio Jones Dec. 4, 2011 – Present
3. 127 Golden Tate Oct. 28, 2012 – Present
4. 126 DeAndre Hopkins Sept. 9, 2013 – Present
5. **110 Travis Kelce Sept. 7, 2014 – Present**
- 110 Jarvis Landry Sept. 14, 2014 – Present

## CHIEFS RECORD BOOK

### MOST RECEIVING YARDS, TIGHT END, CAREER

1. 10,940 Tony Gonzalez 1997-08
2. **7,881 Travis Kelce 2013-21**
3. 3,101 Fred Arbanas 1962-70
4. 2,396 Walter White 1975-79
5. 1,541 Jonathan Hayes 1985-93

## CHIEFS RECORD BOOK

### MOST RECEIVING YARDS, CAREER (ALL 6,000+)

1. 10,940 Tony Gonzalez 1997-08
2. **7,781 Travis Kelce 2013-21**
3. 7,306 Otis Taylor 1965-75
4. 7,155 Dwayne Bowe 2007-14
5. 6,545 Henry Marshall 1976-87
6. 6,360 Carlos Carson 1980-89
7. 6,341 Stephone Paige 1983-91

## CHIEFS RECORD BOOK

### MOST 20+ YARD RECEPTIONS, CAREER

1. 130 Tony Gonzalez 1997-08
2. **112 Travis Kelce 2013-21**
3. 101 Dwayne Bowe 2007-14
4. 86 Tyreek Hill 2016-21
5. 81 Eddie Kennison 2001-07

## CHIEFS RECORD BOOK

### MOST RECEIVING TOUCHDOWNS, CAREER

1. 76 Tony Gonzalez 1997-08
2. 57 Otis Taylor 1965-75
3. 55 Chris Burford 1960-67
4. 49 Stephone Paige 1983-91
5. **48 Travis Kelce 2013-21**
6. 47 Tyreek Hill 2016-21

## CHIEFS RECORD BOOK

### MOST GAMES, 100 OR MORE RECEIVING YARDS, CAREER

1. 26 Tony Gonzalez 1997-08
2. **25 Travis Kelce 2013-21**
3. 20 Otis Taylor 1965-75
4. 18 Carlos Carson 1980-88
5. 17 Eddie Kennison 2001-07

## NFL RECORD BOOK

### MOST 100 YARD GAMES, TIGHT END, CAREER

1.	31	Tony Gonzalez	1997-2013
2.	29	Rob Gronkowski	2010-21
3.	25	<b>Travis Kelce</b>	<b>2013-21</b>
4.	24	Kellen Winslow	1979-87
5	22	Jackie Smith	1963-78

## TYREEK HILL

WR Tyreek Hill owns five-career special teams touchdowns (4 punt returns, 1 kickoff return), ranking third in team history. He needs four to pass WR Tamarick Vanover (8) for second place on the all-time list. His four punt returns TDs leave him one shy of tying for most punt return touchdowns in team history with WR Dante Hall (5).

Hill has 1,009 career punt return yards to rank fifth in team history. Hill's 13 punt return yards in the game versus Baltimore (12/9/18) moved him past 1,000 career punt return yards and made him only the fifth player in franchise history to record 1,000 career punt return yards. He needs 21 more punt return yards to pass CB Javier Arenas (1,029) for fourth-most punt return yards in Chiefs history.

Hill owns 86 career receptions of 20 or more yards, the fourth most in franchise history. He needs 16 more 20+ receptions to pass WR Dwayne Bowe (101) for third place.

Hill owns 47 career receiving touchdowns, the sixth-most in Chiefs history.

## CHIEFS RECORD BOOK

### MOST SPECIAL TEAMS TOUCHDOWNS, CAREER

1.	11	Dante Hall (5 punt returns, 6 kickoff returns)	2000-06
2.	8	Tamarick Vanover (4 punt returns, 4 kickoff returns)	1995-99
3.	5	<b>Tyreek Hill (4 punt returns, 1 kickoff return)</b>	<b>2016-21</b>
4.	4	J.T. Smith (4 punt returns)	1978-84
5.	3	Dexter McCluster (3 punt returns)	2010-13

## CHIEFS RECORD BOOK

### MOST PUNT RETURN TOUCHDOWNS, CAREER

1.	5	Dante Hall	2000-06
2t.	4	J.T. Smith	1979-84
		Tamarick Vanover	1995-99
		<b>Tyreek Hill</b>	<b>2016-21</b>
5.	3	Dexter McCluster	2010-13

## CHIEFS RECORD BOOK

### MOST PUNT RETURNS YARDS, CAREER

1.	2,322	J.T. Smith	1979-84
2.	1,930	Tamarick Vanover	1995-99
3.	1,882	Dante Hall	2000-06
4.	1,029	Javier Arenas	2010-12
5.	1,009	<b>Tyreek Hill</b>	<b>2016-21</b>

## CHIEFS RECORD BOOK

### MOST 20+ YARD RECEPTIONS, CAREER

1.	130	Tony Gonzalez	1997-08
2.	112	Travis Kelce	2013-20
3.	101	Dwayne Bowe	2007-14
4.	86	<b>Tyreek Hill</b>	<b>2016-21</b>
5.	81	Eddie Kennison	2001-07

## CHIEFS RECORD BOOK

### MOST RECEIVING TOUCHDOWNS, CAREER

1.	76	Tony Gonzalez	1997-08
2.	57	Otis Taylor	1965-75
3.	55	Chris Burford	1960-67
4.	49	Stephone Paige	1983-91
5.	48	Travis Kelce	2013-20
6.	47	<b>Tyreek Hill</b>	<b>2016-21</b>



## CHIEFS RECORD BOOK

### MOST TOUCHDOWNS, CAREER

1.	83	Priest Holmes (76 rush, 7 rec.)	2001-07
2.	76	Tony Gonzalez (0 rush, 76 rec.)	1997-08
3.	64	Jamaal Charles (43 rush, 20 rec., 1 KR)	2008-16
4.	61	Larry Johnson (55 rush, 6 rec.)	2003-09
5.	60	Otis Taylor (3 rush, 57 rec.)	1965-75
6t.	58	<b>Tyreek Hill (6 rush, 46 rec., 1 KR, 4 PR)</b>	<b>2016-21</b>
		Abner Haynes (39 rush, 17 rec., 1 KR, 1 fum.)	1960-64

## HARRISON BUTKER

K Harrison Butker owns 13 made field goals of 50+ yards for his career, passing PFHOF K Jan Stenerud (12) for the second-most field goals of 50 or more yards in franchise history. He needs to make eight more 50+ yard field goals to pass Nick Lowery for most in franchise history.

Butker has 549 career points, the third-most points all-time in Chiefs history.

Butker has 121 made field goals in his career, the third-most in Chiefs history.

Butker has attempted 134 field goals in his career, the fourth-most in Chiefs history.

Butker owns a 90.3 career field goal percentage, the highest in Chiefs history. His 87.1 career field goal percentage at GEHA Field at Arrowhead Stadium is the second highest in franchise history only behind K Pete Stoyanovich (88.1).

Butker has attempted 199 extra points in his career with Kansas City, the third-most in franchise history.

Butker has made 186 extra points in his career with the Chiefs, ranking as the third-most in team history.

## CHIEFS RECORD BOOK

### MOST FIELD GOALS, 50 OR MORE YARDS, CAREER

1.	20	Nick Lowery	1980-93
2.	13	<b>Harrison Butker</b>	<b>2017-21</b>
3.	12	Jan Stenerud	1967-79
4.	9	Ryan Succop	2009-13
5.	7	Cairo Santos	2014-16

## CHIEFS RECORD BOOK

### MOST POINTS SCORED, CAREER

1.	1,466	Nick Lowery	1980-93
2.	1,231	Jan Stenerud	1967-79
3.	549	<b>Harrison Butker</b>	<b>2017-21</b>
4.	517	Ryan Succop	2009-13
5.	500	Priest Holmes	2001-07

## CHIEFS RECORD BOOK

### MOST FIELD GOALS MADE, CAREER

1.	329	Nick Lowery	1980-93
2.	279	Jan Stenerud	1967-79
3.	121	<b>Harrison Butker</b>	<b>2017-21</b>
4.	119	Ryan Succop	2009-13
5.	93	Pete Stoyanovich	1996-00
6.	89	Cairo Santos	2014-17

## CHIEFS RECORD BOOK

### MOST FIELD GOALS ATTEMPTED, CAREER

1.	436	Jan Stenerud	1967-79
2.	410	Nick Lowery	1980-93
3.	147	Ryan Succop	2009-13
4.	134	<b>Harrison Butker</b>	<b>2017-21</b>
5.	115	Pete Stoyanovich	1996-00

## CHIEFS RECORD BOOK

### HIGHEST FIELD GOAL PERCENTAGE, CAREER

1.	90.3	<b>Harrison Butker (121-134)</b>	<b>2017-21</b>
2.	84.8	Cairo Santos (89-105)	2014-17
3.	81.0	Ryan Succop (119-147)	2009-13
4.	80.9	Pete Stoyanovich (93-115)	1996-00
5.	80.2	Nick Lowery (329-410)	1980-93

#### CHIEFS RECORD BOOK

##### HIGHEST FIELD GOAL PERCENTAGE, CAREER AT ARROWHEAD

- |    |             |                                |                |
|----|-------------|--------------------------------|----------------|
| 1. | 88.1        | Pete Stoyanovich (52-59)       | 1996-00        |
| 2. | <b>87.1</b> | <b>Harrison Butker (61-70)</b> | <b>2017-21</b> |
| 3. | 85.6        | Nick Lowery (179-209)          | 1980-93        |
| 4. | 82.4        | Ryan Succop (61-74)            | 2009-13        |
| 5. | 79.2        | Cairo Santos (38-48)           | 2014-17        |

#### CHIEFS RECORD BOOK

##### MOST POINTS AFTER TD ATTEMPTED, CAREER

- |    |            |                        |                |
|----|------------|------------------------|----------------|
| 1. | 483        | Nick Lowery            | 1980-93        |
| 2. | 409        | Jan Stenerud           | 1967-79        |
| 3. | <b>199</b> | <b>Harrison Butker</b> | <b>2017-21</b> |
| 4. | 164        | Pete Stoyanovich       | 1996-00        |
| 5. | 160        | Ryan Succop            | 2009-13        |

#### CHIEFS RECORD BOOK

##### MOST POINTS AFTER TD MADE, CAREER

- |    |            |                        |                |
|----|------------|------------------------|----------------|
| 1. | 479        | Nick Lowery            | 1980-93        |
| 2. | 394        | Jan Stenerud           | 1967-79        |
| 3. | <b>186</b> | <b>Harrison Butker</b> | <b>2017-21</b> |
| 4. | 163        | Pete Stoyanovich       | 1996-00        |
| 5. | 160        | Ryan Succop            | 2009-13        |



# ***FEATURE CLIPS***





## TEAM

1. **Chiefs** reach naming-rights deal for Arrowhead Stadium with Lee's Summit-based GEHA (2)
2. Midwest Dairy, Harvesters and the **Chiefs** Provide New Equipment to Local Food Pantries (5)
3. FMA: **Chiefs'** model with Patrick Mahomes sets NFL standard, plus Training Camp Tour observations (7)
4. 'GEHA Field at Arrowhead' seeks to align with **KC Chiefs'** 'Patrick Mahomes generation' (12)

## EXECUTIVES/COACHES

1. A conversation with Chiefs QB coach **Mike Kafka** about coaching Patrick Mahomes and stretching boundaries (14)
2. CBS Sports Ranks **Andy Reid** as the NFL's Best Head Coach (18)
3. Changes to Chiefs coaching staff could reap big rewards (19)

## PLAYERS

1. Inspired by Chiefs' **Derrick Nnadi**, pet food company pays adoption fees for dogs at KC shelter (21)
2. Chiefs' **L'Jarius Sneed** garners national accolades as 'absolute steal' of 2020 draft (22)
3. 15 and the Mahomies providing 30,000 meals to food banks in east Texas (23)
4. Chiefs' **Chris Jones** starts charity foundation. Here's why its mission focuses on kids (24)
5. Through '15 and the Mahomies,' **Patrick Mahomes** lends support to new HBCU Heritage Bowl (26)
6. Chiefs find talent, value and durability in drafting **Nick Bolton, Creed Humphrey** (27)
7. **Nick Bolton** Of Frisco Lone Star Overcomes Adversity To Get Drafted By Kansas City Chiefs (31)
8. Chiefs' **Travis Kelce**, Operation Breakthrough break ground on new STEM lab (33)
9. Promising **LB Willie Gay** quickly making up for lost time, opportunities in OTAs (35)
10. Super Bowl champion and pandemic orderly **Laurent Duvernay-Tardif**: Be bigger than your sport (38)
11. **Laurent Duvernay-Tardif** Named Recipient of the Muhammad Ali Sports Humanitarian Award (42)
12. Rookie TE **Noah Gray** on Chiefs Camp: "There's a Standard Here and I'm Trying to Uphold It" (43)
13. Sporting KC: **Mahomes'** ownership stake reflects his passion for the club, city (45)
14. The Offseason Education of **Patrick Mahomes** (47)
15. No Stranger to Being the Underdog, **Khalen Saunders** Embraces Comeback Opportunity (52)
16. **Jody Fortson** on His Long Journey to the Chiefs' 53-Man Roster: "I Just Kept Working" (54)

(Team)

## **Chiefs reach naming-rights deal for Arrowhead Stadium with Lee's Summit-based GEHA**

Herbie Teope

March 5, 2021

KC Star

Kansas City's Arrowhead Stadium has a new name effective for the 2021 NFL season.

Lee's Summit-based Government Employees Health Association (GEHA) will have its name highlighted at 1 Arrowhead Drive as the stadium's first sponsor, the team announced Thursday.

The stadium's full name will now be GEHA Field at Arrowhead Stadium.

The Chiefs' 76,416-seat stadium, renovated in 2009, plays host to the team's home games.

Financial terms of the agreement with GEHA (which is pronounced G.E.H.A., as letters, like NFL or NCAA) were not disclosed. But the contract runs through the end of the Chiefs' current stadium-lease agreement, [which expires in 2031](#), with the Jackson County Sports Complex Authority.

Many teams around the NFL have had sponsorship deals for their respective venues for years. But Thursday's announcement marks the first time in Chiefs history that the organization has sold naming rights to its tradition-rich venue since construction began in 1968.

The stadium opened for its first full season of games in 1972.

"We are extremely proud and excited to announce our naming rights agreement with GEHA," Chiefs president Mark Donovan said in a statement. "When we set out to find a partner for the field at Arrowhead, it was critical to identify a national leader that shares our core values, as well as a deep connection to the local community and respect for Chiefs Kingdom."

"Our relationship with GEHA over the last few years has only served to reinforce the alignment between our two organizations and proven their strong, long-standing relationship with the local community. This expanded partnership will continue to build lasting health and wellness programs that support the team, GEHA and our community."

The Chiefs and quarterback Patrick Mahomes already had a relationship with GEHA. The parties [signed a partnership deal](#) in 2019. In addition to being the Chiefs' exclusive partner for health, dental and vision plans, [the Chiefs also held two season ticket-holder fan events](#) presented by GEHA during their 2020 training camp at Arrowhead.

Thursday's deal further cemented the strong association already in place.

"It's something that's actually worked out very well for both sides because we've got a really good understanding of each other," Donovan told The Star.

GEHA, which was founded in 1937, is a provider of health, dental and vision plans to federal employees, retired military members, families and dependents, [according to the organization's website](#). The company employs about 1,200 people in Eastern Jackson County and counts in excess of 2 million clients.

“Expanding our commitment to the team and community with naming rights for GEHA Field at Arrowhead Stadium is the natural extension of the partnership we first put in place with the Chiefs in 2019,” GEHA chief growth officer Shannon Horgan said in a statement. “Through our relationship with the Chiefs, we have been able to accelerate awareness of GEHA’s mission, the breadth of our provider networks, and the quality of our health plans.

“The opportunity to grow our brand helps us reinvest in the families and individuals we serve and will be an invaluable benefit to current and future GEHA members. Expanding this partnership will help GEHA do what we do best – serve those who serve us.”

Donovan, who has been with the Chiefs since 2009, said that the Chiefs organization has had its share of potential suitors over the past years. But the team’s desire to find a local partner that understood the longstanding tradition of Arrowhead Stadium and the team’s fan base, referred to as “Chiefs Kingdom,” proved essential in any potential deal.

With GEHA’s ties to the city, it didn’t take long for the Chiefs to grasp that they found the right partner.

“We knew we were in a good place with GEHA when in the very first meeting they told us that if they were going to actually execute this that they would demand that Arrowhead stay part of the name, because they understand that,” Donovan said. “They understand the importance of that.”

Horgan agreed.

“The Arrowhead name means so much to the Kansas City community,” Horgan told The Star in a telephone interview. “And frankly, we employ 1,500 people in the local K.C. market, as well, so it means a lot to our employees and fans alike.

“The starting point in this deal was really how can we maintain that Arrowhead name and brand, and just be part of it. That’s where we landed with GEHA Field at Arrowhead Stadium.”

According to the Chiefs’ announcement, stadium staff members will begin integrating GEHA branding and logo assets throughout the stadium in coming months. New stadium signage is scheduled to be place when the Chiefs kick off the 2021 regular season, the Chiefs said.

With the Chiefs’ home stadium name now sponsored, there are only four remaining NFL stadiums without a corporate naming-rights partnership: Lambeau Field in Green Bay, Wisc.; Bills Stadium in Orchard Park, N.Y.; Paul Brown Stadium in Cincinnati; and Soldier Field in Chicago. Bills Stadium was previously known as New Era Field from 2006 to 2020.

The Chiefs’ neighboring professional sports venue at the Truman Sports Complex, the Kansas City Royals’ Kauffman Stadium, is one of just 10 Major League Baseball stadiums without naming rights. That ballpark opened as Royals Stadium in 1973 before being renamed for franchise founder Ewing Kauffman in 1993.



In downtown Kansas City, the T-Mobile Center, formerly known as Sprint Center, typically plays host to an assortment of sports and entertainment events, including the Big 12 Men's Basketball Tournament set for March 10-13.

And in Independence, just east of the Truman Sports Complex down Interstate-70, the Kansas City Mavericks minor-league hockey team plays at Cable Dahmer Arena, formerly known as Silverstein Eye Centers Arena.

(Team)

## **Midwest Dairy, Harvesters and the Chiefs Provide New Equipment to Local Food Pantries**

Midwest Dairy chose to reallocate their partnership activation funds with the Chiefs toward new refrigeration units for 10 local food pantries

Matt McMullen

July 31, 2021

Chiefs.com

The pandemic hindered any sense of normalcy throughout the football season last year, from the protocols on the field to outreach events in our community, but as we saw time and time again, those hurdles – while often difficult to navigate – couldn't stop those in a position to help from making our town a better place to live.

That was certainly the case for the folks at Midwest Dairy, who chose to repurpose their partnership activation funds with the Chiefs this past year – which were originally intended to hold school assemblies and other various events – to instead purchase refrigeration units for 10 local food pantries in the Kansas City metro.

They could have rolled the funds over into the 2021 season or simply allocated them somewhere else, but without any fanfare or celebration, they chose to simply help those in need by combining their activation budget with a Hometown Grant through GENYOUth.

"Dairy is one of the most requested items at food banks, and often times, they don't have the storage space to keep it. They're limited on space, and on top of that, refrigeration units are expensive," said Robyn Stuewe, RD, LD, Manager of Wellness at Midwest Dairy. "We've worked in the food insecurity space for a while now, and it felt like a great opportunity to do something that would really have a lasting effect."

The Chiefs teamed up with Harvesters to identify the recipients of the refrigeration units, which will provide the selected pantries with the ability to store and distribute more perishable products to their network of food insecure families.

"This was a very important opportunity for us, because for several years now, we've really been trying to put a focus on distributing more and more fresh produce, and in order to do that safely, we need to have refrigeration units throughout our agency network," said Sarah Biles, Director of Communications for Harvesters. "Milk is also a very important and in-demand item, particularly for children, and these units will house those products, too."

That enhanced ability is already serving families in Jackson (MO), Wyandotte (KS) and Johnson (KS) counties, including the folks at the Don Bosco Center in downtown Kansas City.

"It was quite a surprise. We were in desperate need for an additional refrigerator – we do a lot of cheese and milk – so it's been quite a blessing," said Anne Miller, Senior Center Director at the Don Bosco Center. "We were having to juggle using a refrigerator down the street in another building, so it's helped in our efficiency in serving our seniors and disabled adults. It's much more convenient."

The 10 selected pantries serve 2,000 households every month on average, and with their new refrigeration units now up and running, that assistance just received some serious reinforcements as facilities like the Don Bosco Center help those facing the most difficult of circumstances.

It's tangible relief that was born out of our collective, pandemic-induced departure from normal life, but as we've seen throughout our nation over the past year, those who want to make a difference will find a way.

"It brings me joy to work for an organization that looks out for others and wants to help people in our community," Stuewe said. "Our great partnership with the Chiefs allows us to do some really fun things, like bringing excitement into schools, but to be able to partner in this way and do something that will benefit many families across the metro is so special."



(Team)

## **FMIA: Chiefs' model with Patrick Mahomes sets NFL standard, plus Training Camp Tour observations**

Peter King

August 8, 2021

NBC Sports

ST. JOSEPH, Mo.—[Patrick Mahomes](#), with a throbbing turf toe on his left foot and assorted bruises from the beating he'd just taken from the Bucs, was dispirited walking off the field after the 31-9 Super Bowl loss six months ago. For the first time in 54 NFL starts, Mahomes hadn't led his team to a single touchdown. On this night, the biggest factor wasn't Mahomes stinking it up—it was a cobbled-together offensive line that leaked enough to get Mahomes hit or significantly pressured 29 times, likely the biggest beatdown of a quarterback in Super Bowl history.

One of the first people Mahomes saw post-game was GM Brett Veach.

"Trust me," Veach told him. "We're gonna get this line right."

It's a strange time in the NFL, with angry quarterbacks in Green Bay, Philadelphia and Houston trying to force their way off teams—and another in Seattle possibly on simmer. [Tom Brady](#) did the power play, politely, a year ago, and it worked wonders for him. Power to the Quarterbacks!

I thought of all that watching Mahomes and his Kansas City mates practice Thursday and Friday mornings at Western Missouri State University. I looked down from the media perch up a hill from the toasty practice field, and this is the first-unit offensive line I saw shielding Mahomes:

**Left tackle:** [Orlando Brown](#), acquired in trade from Baltimore on April 23.

**Left guard:** [Joe Thuney](#), the best guard on the free-agent market, signed March 18.

**Center:** [Creed Humphrey](#), rookie, drafted 63<sup>rd</sup> overall on April 30.

**Right guard:** [Trey Smith](#), rookie, drafted 226<sup>th</sup> overall on May 1.

**Right tackle:** [Lucas Niang](#), in his first NFL camp, a COVID opt-out last year as a third-round rookie. ([Mike Remmers](#), out with a back injury, could take this job when healthy.)

Five for five, for now. All new. I don't recall in my 37 years covering the NFL ever seeing a prime Super Bowl contender with a brand-new offensive line—or any major position group with every starter a new import. We'll see if those five guys start five weeks from now in the opener against Cleveland, or if maybe one or two other newbies—[Austin Blythe](#) or [Kyle Long](#)—win jobs up front.

But that's not the point of this column.

## The Lead: Chiefs' model

The point: Veach and coach Andy Reid realize Mahomes, a 25-year-old gift to modern quarterbacking, is the meal ticket for the entire franchise. It's not kowtowing to Mahomes to promise him the GM will fix a woeful line. It's not kowtowing to Mahomes when Reid runs a play Mahomes suggests, and the coach does it often (I've got a one for you later in that category.) It's smart. And I think the Packers can learn from this, and the Eagles and Texans and Seahawks too.

Say what you want about the Packers going 26-6 with a traditional football structure—GMs pick players, coaches coach, players play—and criticize Rodgers for wanting, as he said, “to be more involved in conversations directly affecting my job.” But is it really smart to do things that make your best player seethe? Is it really smart to not provide him the best tools, large and small, to help him win? It seems smart to say to your franchise player, “Tell me what you think. Let's talk.”

Mahomes, Reid and Veach comprise the modern triumvirate atop a football team, a model for franchises to study. Mahomes knows it.

“The big thing is, they really want to win and so do I,” Mahomes told me after practice Thursday, framed by some western Missouri woods, occasionally talking over some cicadas.

“I think whenever you look around the league, every guy that's kind of had some stuff happen this off season, they just want to win,” he said. “They want to win Super Bowls. Having coach Reid and having Brett Veach, and knowing the commitment they have for this organization and to win, that's what allowed me to sign the contract that I did. I knew that those guys were going to be around. I had talked to them before that and I knew they were going to surround me with great players and a chance to win every single season. We hold each other accountable. That's why I think that we have this relationship that we have.”

Quick rundown of the column before we get back to my primer of the partnership of a quarterback and his team:

- Brandon Staley, a Division III defensive coordinator five years ago today, now has the fate of a Los Angeles sports franchise in his hands. “My path doesn't make a lot of sense to people,” he tells me. Staley also introduces me to a new word.
- One heck of a message from the 2026 NFL commissioner, Peyton Manning, Sunday night in his Hall of Fame induction speech. “I'm not done with football,” Manning said near the end of it. “I never will be. I am committing to ensuring its future.”
- The future of [Russell Wilson](#), who has started all 160 Seattle games since draft day 2012, and updates on other Seahawkisms.
- I get into a new book about communicating with Gen Z players, written by the son of a Pro Football Hall of Famer. The NFL's paying attention.
- [Drew Lock](#) and [Teddy Bridgewater](#) throw camp incompletions. The [Aaron Rodgers](#) Watch continues in Colorado.
- The miscellany: The best HoF speech nugget, [Von Miller](#)'s cool jacket, the four most infuriating words in travel, the meaning of \$2,529,411.76, the versatility of Pat

Surtain, [Quandre Diggs](#) gets a memorable FaceTime call from two friendly rivals, the franchise that's gained \$740 million in value in COVID times, Jarrett Bell with a gem of a story, I love the HOF Cliffs Notes speeches, and let's all celebrate Diana Taurasi and Sue Bird.

- Mahomes, by the way, on that offensively feeble Super Bowl: "For us to go out there and not be able to get in the end zone at all, it's something that will kind of haunt me for the rest of my career."

Well then.

Camp: Chiefs

At dinner last Thursday night in St. Joseph, Veach brought along one of the stars of "Modern Family," Eric Stonestreet, a two-time Emmy winner, native of Kansas City, Kans., in town to watch camp and worship his lifelong favorite team. As Veach and I were talking about the simpatico Mahomes/Reid/Veatch relationship, Stonestreet said something that resonated.

"He's *our* quarterback," said Stonestreet, 49. "For the first time in my life—for the first time in most of current Kansas City fans' lives—we have *our own* quarterback. The other guys weren't ours. They weren't permanent. They were band-aids. Not Patrick."

Everything Mahomes does charms the fan base. They liked it last year when he bought a stake in the Royals, they liked it this year when he bought a stake in Sporting Kansas City (the MLS team)—they even liked it when he announced he was bringing his favorite Texas burger chain, Whataburger, to the Kansas City area. They loved it when he committed to the team with a 12-year contract last year. Collectively, Mahomes showed he was putting down serious roots.

I always thought a seminal moment for Mahomes came late in 2018, when Reid fired ace running back [Kareem Hunt](#) for not being forthcoming with him on a domestic-abuse issue. The next day, Mahomes, younger than 50 of the 53 players on the roster, asked to speak to the team, and Reid said yes. His message was, essentially: *We can be friends with Kareem forever, but we can't let this wreck our season.* The franchise knew it had something precocious and special in Mahomes, but that day sealed it. And the franchise has responded in kind.

"He's got a great pulse of the team," Veach said. "Smart players have an innate feel of their responsibility inside the team. He has that, and he's been able to stay humble while becoming a global product. We would be doing a great disservice to the franchise long-term if we didn't engage him on the important issues that affect our team. His play warrants, his impact warrants it."

Mahomes also just gets it. He gets all facets of the organization. After he made his first Pro Bowl in 2018, he inscribed a Pro Bowl jersey for Veach—his biggest pre-2017 draft champion in the organization—with this: "Thanks for believing in me from the beginning! Let's go get some rings!"

I asked Veach about the problems other teams are having with their franchise quarterbacks, particularly in Green Bay, where Rodgers went to the edge of a cliff with the franchise before finally agreeing to report just before training camp.

"I guess to use Green Bay as an example—clearly I don't know the ins and outs of the issues there," Veach said. "But I find it hard to believe that what happened there could happen here."



Brady was 42 when he got his amicable divorce with New England. Rodgers almost got his freedom (and still may next year) at 37. Sometimes players just get sick of their surroundings and want to start over. But it's not just a seniority thing. [Deshaun Watson](#)'s 25 and desperately wants out of Houston. [Carson Wentz](#) basically went rogue late last season in Philly, at age 27, and got himself traded. The disputes can come at any time ... if the relationships are not nurtured well.

Reid is the Big Kahuna in Kansas City, of course. Nothing happens without him. But he's also the Big Listener. The biggest play of the team's Super Bowl season came with the Niners up 20-10 with 7:17 left in the game; it was third-and-15 from the Kansas City 35-yard line, and on a replay challenge, Mahomes came to the sidelines to discuss the next desperation play. "Do we have time to run 'Wasp?'" Mahomes said, a quote that is emblazoned on the brain of every Eric Stonestreet in the team's vast fan base. Mahomes thought this play ("Wasp" is the abbreviation) could get [Tyreek Hill](#) free against a single safety downfield. "If he feels it, I'm giving it to him," Reid said, and so Mahomes picked the play that turned the game around. The completion went for 43 yards and started the onslaught that led to the first Super Bowl title for Kansas City in a half-century.

The other day, I asked Mahomes to pick a more recent play that illustrated his chemistry with Reid. "I don't know if you remember," Mahomes said. "But early in the season we had that play against the Chargers where Tyreek kind of ran like a triple move and I sprinted out to the right and threw him a [54-yard] touchdown. It actually went off a route that we had ran against the Chargers in the year prior, where he ran a double move and they covered it really well. I went to coach Reid and I was like, 'You think we have time to let him do three moves?'"

"I look at stuff that we do in the game, and games prior, even stuff that Alex [Smith] did when he was here. I say, *You think we can do it this way or that way?*' He [Reid] has no hesitation on trying it. I think that's been the biggest thing. There's some of them that we run that don't work at all that we don't talk about. But he will always give me a chance to try because he feels like if I believe in it, I can make it work."

The play to Hill was in the gameplan already—Mahomes had advocated for it with Reid, and Reid had it in that week. So the fact that Mahomes brought it to Reid, and Reid liked it, and Reid had it in the gameplan ... it shouldn't come as a surprise that the coach okayed the QB's idea at a fairly crucial point of the game—KC down 17-9, and struggling, midway through the third quarter.

"I meet with Patrick Fridays and then with the quarterbacks again Saturday, and we rank the plays the way we like 'em," Reid told me. "I say, 'If there's something you don't like, be honest with me, and we'll just get rid of it.' I mean, we got 200 plays. What we want to call in the game we should feel pretty good about. Patrick's good at suggesting things that have a good chance to work."

It's a good partnership. Reid and Veach will be joined at the hip through at least 2025, long enough to enter quarterback-middle-age with their partner, Mahomes. Anyone out there paying attention to how such a partnership should work the right way?

After two days in KC camp...

Mahomes on his surgically repaired turf toe: "This is the best it's felt since before the playoffs last year. Haven't had to take any days off or any plays off." ... Yes, Mahomes does want to be part of an ownership group for an NBA franchise in Kansas City. Baseball and soccer, cool. Basketball would be his dream. "He's been talking about it a lot," said [Tyrann Mathieu](#) ... Reid spent chunks of time this offseason dealing with the fallout of his son, former linebackers coach Britt Reid, critically injuring a 5-year-old girl when he struck her family's vehicle three days before the Super Bowl. Britt Reid has pleaded not guilty to felony DWI charges and awaits trial. "Life's full of balances," Andy Reid said. "We all have challenges. I'm sensitive to the little girl and her family. I'm sensitive to Britt and his family." ... [Jerick McKinnon](#) made \$17 million in San Francisco, but it was one injury after another in three washout seasons trying to be a feature back. He's wearing number one and looks good here.

(Team)

## **‘GEHA Field at Arrowhead’ seeks to align with KC Chiefs’ ‘Patrick Mahomes generation’**

Blair Kerkhoff

August 26, 2021

KC Star

For 49 seasons, fans have cheered, jeered and tailgated around the parking lot in the communal setting of Arrowhead Stadium. Officially, that ended on Thursday, a day before the first, and only, home game of this Chiefs preseason.

The cheering and tailgating won't change. What's changed in the stadium's name.

When the Chiefs kick off against the Minnesota Vikings around 7:05 p.m. Friday, they'll do so at GEHA Field at Arrowhead.

The stadium opened in 1972, a shared space with Royals Stadium, now Kauffman Stadium, at the revolutionary Truman Sports Complex located east of downtown Kansas City. And the Chiefs resisted changing or altering the name of their home venue for nearly a half century.

Starting Friday, fans will enter a stadium named for Government Employee Health Association, a Lee's Summit headquartered-business that supplies medical and dental plans for federal employees and retirees and their families.

GEHA, [founded in 1937 at Union Station](#), has about 2 million customers.

"We have an excellent product and excellent service and we want to increase our presence and ability to serve additional federal employees and military retirees," said GEHA CEO Art Nizza.

The length of the deal and financial information weren't disclosed. But no fan entering or sitting in the stadium will miss the new signage.

The Chiefs had previously considered sponsorship opportunities. Chiefs chairman and CEO Clark Hunt said the timing was right now.

"We've been open to having the right partner, and that's what I would say about GEHA," Hunt said. "It's a local company, and truthfully a company we didn't know much about as an organization."

That started to change in recent years. In 2019, the company signed a partnership deal with quarterback Patrick Mahomes.

"GEHA, the partnership I've had with them has been special," Mahomes said in a 50-yard-line interview conducted by Chiefs radio play-by-play broadcaster Mitch Holthus. "For them to now be a part of this stadium and it be GEHA Field, it's just the start of a special relationship they'll have with the Kansas City community."



Besides the partnership with Mahomes, GEHA became the presenting sponsor of the Chiefs' digital show "The Franchise," and the stadium's Drum Deck. [A naming rights arrangement was reported](#) as a possibility in 2020.

Keeping "Arrowhead" in the stadium name was important, Hunt said.

"One of the important elements is we've retrained Arrowhead in the name," Hunt said. "For many generations of fans the stadium will always be Arrowhead.

"But for a new generation, a Patrick Mahomes generation of fans, it will be GEHA Field at Arrowhead. I think our fans understand how important it is to have great partners like GEHA to help us put a winning product on the field and compete for championships."

The Chiefs are among the last teams in the NFL to arrange corporate sponsorship for naming rights. They played their first two preseason games against the San Francisco 49ers at Levi's Stadium and Arizona Cardinals at State Farm Stadium. Their first regular-season road game, on Sept. 19 will be at Baltimore at M&T Bank Stadium.

Among the earliest examples of stadiums named for companies in sports: Wrigley Field, home of the Chicago Cubs, was named for chewing gum magnate William Wrigley in 1926.

In the NFL, one of the earliest examples of selling naming rights was Rich Stadium. In 1972, the Buffalo Bills' new venue was named for a local food products company.

(Mike Kafka)

## **A conversation with Chiefs QB coach Mike Kafka about coaching Patrick Mahomes and stretching boundaries**

Ted Nguyen

June 16, 2021

The Athletic

Mike Kafka started his NFL coaching career as an offensive quality control coach under Andy Reid in 2017, but his working relationship with Reid started well before that. Reid was the head coach of the Eagles when they drafted Kafka in 2010. At Northwestern, Kafka played quarterback in a spread-option system that emphasized the zone read and the quick passing game. While Reid's offense was trending away from the West Coast and to the spread with the Eagles, it was nowhere near the wide-open system with all of the freedom given to the quarterback that it is now with the [Chiefs](#).

"Playing in (Reid's) offense, there wasn't a ton of ability to adjust routes. There were some 'kills' — run to pass or pass to run. There was some of that, but really nothing of what you see in today's offensive systems and what we do with the Chiefs," Kafka said. "You know there's just so much flexibility to adjust routes and plays. I think that it's awesome if the quarterback can handle it, you have to run with it. You have to center around what he's comfortable doing, what the other guys in the huddle are comfortable getting accomplished."

Reid has always been adaptive to the talent he has. When he had Michael Vick with the Eagles, he implemented spread-option concepts in his offense. When he had All-Pro running back Jamaal Charles, Reid found ways to get the ball in his hands. Now, with [Patrick Mahomes](#), [Tyreek Hill](#) and [Travis Kelce](#), Reid's offense has evolved into a hybrid of West Coast concepts, vertical concepts and run-pass options.

Kafka, who became the Chiefs quarterback coach in 2018 and added passing game coordinator to his title in 2020, has the task of aiding that evolution through working directly with Mahomes as his position coach and collaborating with Reid, offensive coordinator Eric Bieniemy and the rest of the offensive staff to add concepts and ideas to one of the most distinctive offenses in the NFL through new designs or borrowing from the lower levels. Kafka likes to keep an eye on what college coaches he likes — for example, Steve Sarkisian (Texas) and Marcus Arroyo (UNLV) — are doing. He even mentioned watching high schools in Texas for inspiration. The Chiefs have not been shy about taking concepts from the lower levels and presenting them at the pro level.

"As you continue to evolve with concepts and schemes, I think that's where we've taken steps forward over the last couple years of ... I don't want to say being ahead of the curve because a lot of these things are already taking place in college and high school, but sometimes you're first to show it in the league," Kafka said. "Sometimes, it just takes a few years for it to get up all the

way up to the NFL. We're not afraid to show those type of things and try it and work it out and just kind of fit it to who we are."

Before the Chiefs unveil these concepts, they have to experiment with them in practice to see how they look, to see if the coaches think it can work in the NFL and if they have to tinker with the ideas. Not everything they try makes it to the game-day call sheet. Some plays end up on the cutting-room floor. Experimentation can cost teams valuable practice time, and I can see why some teams shy away from it, but the Chiefs embrace it. Their willingness to do it keeps them a little ahead of the curve. Also, having Mahomes and the weapons they possess pushes them to rethink what is possible on the field.

Said Kafka: "We give them a huge volume of plays in the offseason, whether it's new ideas or tweaks to certain things that we may have done last season. And so we're always continuing trying to build it out, give us complements, and a lot of times when you run a bunch of new plays in the offseason something happens where maybe a guy messes up on a route, but we might go back there and go, 'You know what, that may be better in the first place.' So it's a constant evolution."

The most obvious example of those designs is "Wasp," one of the most talked-about plays in the past few years. In Super Bowl LIV, the Chiefs were down 10 points against the 49ers and faced third-and-15 with 7:13 remaining in the game. Mahomes suggested the team run "Wasp." The coaches listened, and the rest is history.

"The threat of Tyreek (Hill) right in the middle of the field is huge, and so teams just started to collapse on us a little bit and try and to bracket it in the middle of the field," Kafka explained. The "angle v" route isn't new. Reid used to call it for [DeSean Jackson](#) and Jeremy Maclin when he was with the Eagles, but the length of the "Wasp" version and how the Chiefs implemented it as a complement to their deadly four-verticals concept made it that much more effective.

The play was designed to complement their four-verticals concept, with Hill running one of the inside verticals.

The play required Mahomes to take a huge, deep drop with five-man protection and a running back chip. Mahomes had the arm to make the deep throw under duress, and Hill had the speed to run the long route. It's a great play design, one that's hard to stop, but the Chiefs are one of just a few teams with the players necessary to execute this design.

Another remarkable play design that comes to mind is Hill's 54-yard touchdown catch in Week 2 last season against the Los Angeles Chargers. The Chiefs were having a lackluster offensive performance and were down eight points at the beginning of the fourth quarter when they blindsided the Chargers with one of the most spectacular plays of the season.

The play was a boot with an H-back on the play side to block the end, so Mahomes would have the time and space to get outside of the pocket and load up for a big throw. Hill ran a deep post corner route that broke outside around 25 yards downfield. The ball traveled more than 50 yards in the air and hit Hill in the only spot where he could catch the ball against tight coverage. There aren't many coaching staffs that will design a play requiring their quarterback to execute a rollout and throw the ball 50 yards in the air to the corner, but the Chiefs make a concerted effort to push the boundaries of what they can do.



“When we use the speed that we have — we’re lucky to have that — and the skill, you can try and stretch the boundaries as much as we can,” Kafka said. “We’ve gone through and had plays where we were like, ‘All right now, even though we have all this speed, this concept is probably asking too much of them.’ But you don’t know until you try it, right? So you gotta have that ability to at least see it out, try and detail it as best you can, and then go, ‘That didn’t work. Let’s just move on to the next thing.’”

I tried to press Kafka to give me an example of a play that was left on the cutting-room floor. He said there is one, but the Chiefs have revisited and tinkered with it, so we might see it run in an actual game someday. That’s happened before with the Chiefs. They’ve pulled out “failed” plays from their experiments from years ago and tweaked them with different protection or ballhandling, liked how they looked and timed up better, and added them to the playbook.

Coaching a quarterback like Mahomes doesn’t just force Kafka to reevaluate the rules of traditional play design. It also forces him to reevaluate some of the fundamental aspects of quarterback play. For example, Mahomes has a tendency to drift in the pocket, making life harder on his tackles, but at the same time, his natural ability to buy time and hit big plays makes him special. Kafka and the Chiefs staff have to straddle that line between letting him play loose while staying within the structure of the offense.

“You got to allow him to be himself. I know there are times where drifting in the pocket becomes an issue, right? It’s going to put more pressure on your tackles. It’s going to put more pressure on the guards now because now things are getting strung out a little bit, and he realizes that,” Kafka said. “But it’s a fine line, and I try to work within that line of, ‘All right, I understand why you dropped back a little bit longer, but let’s continue to work and push up in the pocket.’ It’s reminders and repping that in practice and getting that ingrained.”

Luckily for the staff, Mahomes is self-aware and will be the first one to acknowledge when he’s drifting or freelancing too much. He knows when he needs to climb the pocket more or take bigger hitches. That makes him coachable and allows the staff to keep things fluid with him, which in turn creates an optimal environment for a player like Mahomes to thrive.

Kafka’s talk about the flexibility of playing the quarterback position is a departure from Reid’s West Coast origins, where every detail of playing quarterback was rigid and mechanical — every drop had to be perfectly synced with the route being run on the play. The view on how to quarterback has changed. Locking quarterbacks into hard-and-fast rules produced robots, and robots have a difficult time adjusting and doing things like throwing off-platform or adapting when a defense does something unexpected. Mahomes might not have had the room to develop into the best passer in the world in the circumstances of Reid’s old offenses. Aside from the physical gifts, Mahomes has a natural feel for playing the game. With the Chiefs, he has the freedom to trust his instincts. Conversely, Mahomes has been a huge influence on Kafka and the coaching staff.

“He’s challenged me in a lot of ways, probably for the better, because he definitely teaches me to be patient, to have an open mind. Early on in his career, we might have been in a different spot with our eyes initially, but being able to take a step back, see what he saw, and go, ‘OK, cool. I like where your eyes are at.’ That’s a good idea and then maybe try and direct them to, ‘Hey, maybe if we’ve got our eyes here a little bit quicker, that might open (this route).’ It’s been a great conversation — we’ve had open conversations about just those types of things.”

Even seemingly small details, such as where a quarterback's eyes should be on certain concepts, might be different for Mahomes, but Kafka is open to working with what Mahomes instinctively wants to do and helping him to refine it. That's adaptive coaching that allows a player to not only be himself but also be a better version of himself.

(Andy Reid)

## **CBS Sports Ranks Andy Reid as the NFL's Best Head Coach**

Reid has tallied 98 victories during his tenure in Kansas City

Matt McMullen

June 30, 2021

Chiefs.com

The folks at CBS Sports [ranked every head coach in the NFL earlier this week](#), considering both past performance and future outlook in their evaluation while identifying the best coaches in the business. They went through all 32 teams in their rankings, with Kansas City Chiefs' Head Coach Andy Reid checking in at No. 1.

Here's what CBS Sports' Cody Benjamin wrote about Coach Reid:

*"It seems darn near impossible to think of Reid without Patrick Mahomes, the NFL's model QB and arguably the most naturally gifted passer this side of Aaron Rodgers. But there's evidence for Reid's coaching ability well beyond No. 15: He went 14 strong years in Philadelphia, guiding a whopping five NFC title-game appearances, then instantly coaxed playoff results from Alex Smith in Kansas City, all before completely remaking his own offense to capitalize on Mahomes and his weapons' backyard-ball athleticism. For years, he always approached the big game. Then he won it. Now, as the perfect player-friendly and always-creative overseer of some of the NFL's best talent, he's a perennial candidate to win it all again."*

Reid is simply one of the greatest coaches in NFL history, amassing 238 total wins (regular and postseason) during his illustrious career – the fifth-most in NFL history. His 17 career postseason victories rank fourth in league history, trailing only Bill Belichick (31), Tom Landry (20) and Don Shula (19).

Since arriving in Kansas City back in 2013, Reid has led the Chiefs to 98 total victories – the second-most in the NFL during that span behind only New England – while tallying five division championships, three AFC Championship Game appearances, two conference titles and a victory in Super Bowl LIV.

He's simply the best head coach in the business, and as the Chiefs eye a third-straight trip to the Super Bowl this season, Reid is just getting started.

For a look at the entire list, [click here](#).



(Greg Lewis and Joe Bleymaier)

## **Changes to Chiefs coaching staff could reap big rewards**

Dave Skretta

August 18, 2021

AP

ST. JOSEPH, Mo. (AP) — The Kansas City Chiefs have been required to make changes to their coaching staff over the years, the natural byproduct of success, as top assistants such as Doug Pederson and Matt Nagy got hired away for better jobs elsewhere.

This past offseason, though, Andy Reid made some changes that seemed unnecessary at first glance.

It began when running backs coach Deland McCullough left for a job as the associate head coach at Indiana, opening up a job once held by current Chiefs offensive coordinator Eric Bieniemy. Rather than simply hire someone to replace McCullough, Reid decided to move wide receivers coach Greg Lewis into the role — even though his work with Tyreek Hill and the rest of the Chiefs' pass-catching crew has been a big reason for their offensive success.

That began a game of musical chairs, of course.

Joe Bleymaier moved from the quarterbacks room, where he was helping Patrick Mahomes become one of the league's best players, to handle the wide receivers. David Girardi moved into that role as assistant quarterbacks coach, and his spot was taken by Connor Embree, who was working on the defensive side.

So why did Reid agree to so much maneuvering on a staff returning from back-to-back AFC titles relatively intact?

"I want guys to have the opportunity to grow," Reid said.

"Greg actually came to me about wanting the challenge of coaching the running backs," he continued, "and as you guys know about how I feel about Greg, he's very, very intelligent, has a great feel for the game, did a phenomenal job with the wide receivers. And now he's able to learn that other side — the protection side and all that goes into coaching the running backs and the run game, and still give them tips in the pass game to make them even better than what they are now."

It's a position that the 41-year-old Lewis, who spent eight years playing wide receiver in the NFL, has never coached before, and he's taking on the job for a team that once again has Super Bowl aspirations.

No pressure there.

Yet the change could come at the perfect time. Several wide receivers, such as Demarcus Robinson and Mecole Hardman, appeared to stagnate in their development the past couple of

seasons. And with the departure of Sammy Watkins in free agency, the Chiefs are desperate for someone to establish themselves as the No. 2 wide receiver.

Just maybe, Bleymaier will be able to pull something out of them.

"It's a little unique with Greg still being here, Coach Lewis being just down the hall," Bleymaier said. "I go to him daily for questions, advice, our guys go to him. I'm the new wide receiver coach, but we kind of just gained an extra receiver coach because Greg is still there, and the guys feel free to go talk to him as well. So it's been seamless at least for me."

As for the running backs room, Lewis brings a unique skillset that could push Clyde Edwards-Helaire and the rest of his buddies to a whole new level. The Chiefs have always required them to be just as adept at catching the ball as running it, and Lewis should be able to help them with releases, refining their routes and even blocking downfield.

Edwards-Helaire had 36 catches for nearly 400 yards last season, even though he missed three games to injuries. Darrel Williams and current free agent Le'Veon Bell also had roles in the passing game.

"I don't see it as a challenge. I see all of us as football coaches," Lewis said as the Chiefs wrapped up camp at Missouri Western State University, and looked forward to their second preseason game in Arizona on Friday night.

"For me," Lewis said, "it's understanding the different aspects of the game. ... Obviously, I haven't played running back, but I understand football and I've been around great players, great coaches, and I think I am going to bring some more insight to just help them develop and help us be better as a group."

(Derrick Nnadi)

## **Inspired by Chiefs' Derrick Nnadi, pet food company pays adoption fees for dogs at KC shelter**

Heidi Schmidt

February 8, 2021

Fox 4 KC

KANSAS CITY, Mo. — KC Pet Project is celebrating an amazing Chiefs football season. Even though the Chiefs didn't win Super Bowl LV, there is still a bright side.

The animal shelter says all 88 dogs at its shelter can be adopted for free thanks to Ziwi pets.

Ziwi pets, a pet food company from New Zealand, sponsored the adoptions of the dozens of pets. The company will also give new pet parents a pet pack with treats to take home.

ZIWI says it was inspired to help after seeing the partnership KC Pet Project has with Chiefs defensive tackle Derrick Nnadi. The [Derrick Nnadi Foundation celebrated winning the Super Bowl in 2020](#) by paying adoption fees for more than 100 dogs. He renewed the effort for the past season.

KC Pet Project has two metro locations, one at Zona Rosa and the other at its [main campus](#).

You can also [view adoptable pets online on KC Pet Project's website](#).



(L’Jarius Sneed)

## **Chiefs’ L’Jarius Sneed garners national accolades as ‘absolute steal’ of 2020 draft**

Pete Grathoff

February 18, 2021

KC Star

A [collarbone injury limited](#) Chiefs rookie cornerback L’Jarius Sneed to nine games this season, but he made an impact with three interceptions and two sacks.

Sneed added [two more sacks in the playoffs](#), and caught the attention of national NFL observers.

CBS Sports’ Chris Trapasso, an NFL player analyst, redrafted last year’s draft, and moved Sneed up a whopping 131 picks. The Chiefs grabbed Sneed in the third round (138th overall pick), but [Trapasso’s redraft](#) had Sneed going seventh overall.

“Sneed was quite easily the finest rookie cornerback in the NFL last season,” Trapasso wrote.

Pro Football Focus rated Sneed as easily the best rookie cornerback in 2020, and Austin Gayle sang his praises:

Nick Shook of the NFL Network wrote, “[Sneed has been an absolute steal](#), filling a versatile defensive back role for the Chiefs.” Shook gave the Chiefs overall draft class a B-plus on Wednesday.

Sneed also landed on Shook’s list of [unsung heroes on each NFL team](#). He wrote in part: “Sneed posted the fourth-best rate of targeted EPA among all defensive backs with at least 30 targets on the year, trailing only Xavien Howard, Jaire Alexander and Bryce Callahan while taking away 18 total points from opponents this season. Those are names folks are used to hearing, or in the case of Callahan, soon will be, and Sneed played at their level while flying under the radar in 2020.”

Pro Football Writers of America had Sneed on its [all-rookie team](#) for the 2020 NFL season.

Benjamin Solak of the Draft Network also put Sneed on its [all-rookie team](#).

“Sneed’s wicked straight-line explosiveness and long speed allow him to work on the outside and carry routes downfield, but a player with little coverage background shouldn’t be so naturally comfortable with his back to the ball working through the catch point. I’m excited to see if he can keep this up in 2021 and beyond,” Solak wrote.

(Patrick Mahomes)

## **15 and the Mahomies providing 30,000 meals to food banks in east Texas**

Meals donated for winter storm relief

David Medina

February 24, 2021

Fox 4 KC

KANSAS CITY, Mo. — Chiefs quarterback Patrick Mahomes is once again making difference off the field.

15 and the Mahomies, an organization started by Mahomes, is providing 30,000 meals to the East Texas Food Bank in Tyler, Texas, where Mahomes was born and raised.

"The East Texas Food Bank is so grateful to our hometown hero Patrick Mahomes and the 15 and the Mahomies Foundation for their continued support of our hunger-relief work," East Texas Food Bank Chief Executive Officer, Dennis Cullinane, said. "Their recent donation will provide enough food for approximately 30,000 meals total, with 15,000 meals going to our two upcoming drive-thru distributions at Lindsey Park in Tyler."

The efforts by the organization hope to help people affected by last week's winter storm that devastated the state.

Many people in Texas are still recovering from the storm, [which left millions without water and power](#).

The organization will hold food distribution events on Feb. 27 and March 5.

(Chris Jones)

## **Chiefs' Chris Jones starts charity foundation. Here's why its mission focuses on kids**

Sam McDowell

February 24, 2021

KC Star

Back in high school in small-town Houston, Mississippi, Chiefs defensive lineman Chris Jones had a classmate who was unable to play basketball because he couldn't afford a pair of shoes. Jones caught wind of it, and so he offered up his own.

Never mind that they were about five sizes too big. Never mind that they were Jones' only pair.

If you take a trip inside that school, a couple of administrators will still tell you that story. They can't forget it.

Years later, in a better position of means, Jones is still aiming to create the same effect. Jones announced Tuesday the formation of the [Sack Nation Foundation](#), a charitable organization that's mission is "to improve the health and well-being of young people in underserved communities."

You know, like the one from which he came.

"I was actually one of those kids in a poverty community that I wasn't able to play sports early on in my early age because of financial standpoints," Jones said in a Zoom call announcing the foundation Tuesday. "... It resonates with me not only in this situation but throughout my life and how I approach the game and how I go about myself."

When The Star visited Houston in late 2019 to [share Jones' story](#), his mother, Mary Woodhouse, said she couldn't afford to pay for her son's football equipment. Jones got off to a late start on the sport that would blossom into a career paying him handsomely. He didn't have his own bed even, instead sleeping on his grandmother's living room couch, his feet hanging off the edge.

Over the past few years, as he's considered starting a foundation, a "soul-searching" process led him to believe helping kids in similar situations would be its cause.

"I always feel like kids are what keeps the world moving, the youth, the young generation," Jones said. "A lot of kids don't get the opportunity because of their situation at home or their parents can't afford it. For me personally, I just want to be able to help kids, to put them in a position to get noticed or even just be part of a family, be part of a team or be part of something greater than themselves."

The operation began Tuesday with such a donation. The Sack Nation Foundation is providing the opportunity for 300 kids and their siblings to play flag football through the YMCA of Greater



Kansas City. Some of those kids were on the Zoom call Tuesday, and Jones began by taking their questions.

*Can you also play basketball?*

*Does it hurt to tackle?*

*Can girls play football too?*

For the record: One thousand percent; Sometimes, but not if you're tackling a skinny guy; and of course they can.

The organization's plans include future events in Kansas City, during training camp in St. Joseph and back in Jones' Mississippi hometown.

"The sky's the limit here," Jones said.

Last offseason, Jones had been franchise-tagged by the Chiefs, his future in Kansas City uncertain.

This year, he spoke of the security — a multi-year contract — and how it prompted the opportunity to fulfill a dream of a different kind.

"Kansas City embraced me like family. They welcomed me with open arms," Jones said. "They took a chance on me, man. This city took a chance on me. I'm just trying to make the best of it. It's always been my goal to give back."

(Patrick Mahomes)

## **Through '15 and the Mahomies,' Patrick Mahomes lends support to new HBCU Heritage Bowl**

Blair Kerkhoff

March 25, 2021

KC Star

Patrick Mahomes and his 15 and the Mahomies foundation has become a multi-year partner with the HBCS Legacy Bowl, the Black College Football Hall of Fame announced on Thursday.

The [Legacy Bowl](#) is a postseason [all-star game](#) that will showcase NFL Draft-eligible players from historically Black colleges and universities.

The first game will be played in February 2022 — the Saturday after the Super Bowl — at Tulane University's Yulman Stadium in New Orleans.

The NFL Network and Pro Football Hall of Fame also are partners in the game.

Named for the Chiefs quarterback and his uniform number, [15 and the Mahomies](#) was established in 2019 to support charitable causes.

(Nick Bolton and Creed Humphrey)

## **Chiefs find talent, value and durability in drafting Nick Bolton, Creed Humphrey**

Nate Taylor

May 1, 2021

The Athletic

When the Kansas City Chiefs called linebacker [Nick Bolton](#), he looked at his smartphone, recognizing the 816 area code, in awe. Twenty minutes later, center [Creed Humphrey](#) felt the same emotion.

In the past few weeks, the Chiefs had done plenty of research on Bolton and Humphrey, the two prospects the team selected Friday in the second round of the NFL Draft.

Bolton and Humphrey each had a few videoconference meetings with the Chiefs, and each conversation was positive for both parties. With that understanding, Bolton and Humphrey were still overwhelmed when general manager Brett Veach informed them that they would join the Chiefs' roster. But Bolton and Humphrey also anticipated such a start to their NFL careers. Within seconds of getting off the phone with Veach and coach Andy Reid, Bolton and Humphrey each donned a Chiefs ballcap while being surrounded by joyous family members.

"Playing for the Chiefs is a dream come true," Bolton said. "I knew they liked me. Being at Missouri, they could see me a lot. I want to win. I want to be part of a legacy and leave my mark in the NFL, so I feel like I conveyed that message to them."

In many ways, Friday was a dream scenario for the Chiefs and their two newest players.

The Chiefs, representing Kansas City and the Midwest region, were diligent in scouting Bolton at Missouri and Humphrey and Oklahoma to great lengths, even amid the coronavirus pandemic. The Chiefs also knew that most teams ahead of them when the second round started weren't coveting a linebacker or center. On the Chiefs' draft board, Veach and Reid agreed that selecting a linebacker and center would fill roster needs, both for the upcoming season and in the future.

Although Veach is known for trading up in past drafts to ensure the Chiefs select their desired prospect, he showed proper discipline and patience Friday. Sure, the Chiefs answered phone calls from other teams hoping to execute a trade for the No. 58 pick, but the Chiefs refused those offers. Veach vowed to have the team select the best player available with that pick and the No. 63 pick. The best available prospects on the Chiefs' board each time — Bolton and Humphrey — just happened to play a position where the team needed an influx of youthful production.

"We were extremely excited about him," Veach said of Bolton. "He can play at the Mike position and Will position. He's got sideline-to-sideline range. He's tough, smart and can make all the



(defensive) calls. (Middle linebacker) Anthony Hitchens is one of the guys who does a lot for us. But when Hitchens goes down, we're really looking to add depth there."

Veach acknowledged that he was quite surprised that Humphrey was still available with the 63rd pick. Ahead of the Chiefs in the second round, various teams — including rivals such as the Las Vegas Raiders, the Los Angeles Chargers and the Buffalo Bills — selected prospects who were either a receiver, defensive end or a safety.

"We were certainly a benefactor of that," Veach said of Humphrey. "Too good of a player to pass up."

Last week, even before acquiring left tackle Orlando Brown Jr. via a blockbuster trade with the Baltimore Ravens, Veach mentioned that he felt the most valuable picks in the draft could come from teams selecting in the late-second round to the middle of the third round. With the 58th pick, the Chiefs acquired Bolton, who was the 39th-ranked prospect in the draft class, according to Dane Brugler, *The Athletic's* NFL Draft analyst. Brugler had Humphrey, selected with the 63rd pick, ranked as the 46th-best prospect.

"I've got a special place in my heart for Missouri," said Reid, who was the offensive-line assistant at the school from 1989-91, when discussing Bolton. "Orlando told us to go get Creed when he was here. He goes, 'There's a good one at Oklahoma you need to take a peek at.' We already had our eye on him, but it was neat for Orlando to put it out there to us that way."

When evaluating Bolton and Humphrey's performances in college, the two players shared similar traits and attributes. Veach and Reid each noticed the intelligence that Bolton and Humphrey demonstrated on the field as leaders. The Chiefs are optimistic that both players can compete for a starting role because of their steady production.

As a two-year starter at Missouri, Bolton was a team captain and led the Tigers last season with 95 tackles. He also recorded 7.5 stops for loss, two sacks and five pass breakups. Known for his speed, Bolton was an effective defender in coverage while being a reliable tackler in open space.

"Being smart and instinctual, that's how I play, so I feel like bringing that to an NFL team will put myself in a position to play," Bolton said. "I'm just ready to go out there and have a chance to compete."

Listed at 5-foot-11 and 237 pounds, the Chiefs are expected to pair him in futures seasons with second-year linebacker Willie Gay Jr., whom the Chiefs selected in the second round of last year's draft. Gay used his Twitter account to both predict the Chiefs were going to selecting Bolton and to express his approval of the team's decision. Bolton and Gay have been friends for the past four years since they met at a recruiting camp at Mississippi State.

"What you're going to get with him is just an all-out, aggressive, smart player," Reid said of Bolton. "A great tackler, great ball skills in the pass game and tremendous leadership. We're a little bit short just on bodies at our linebacker spot, so this helps us there."

Humphrey, meanwhile, listed at 6-foot-4 and 302 pounds, was the second-ranked center in the draft class, according to Brugler. In 37 starts as Oklahoma's center, Humphrey didn't allow a sack and he gave up just two quarterback hits, according to Pro Football Focus. Humphrey earned the Big 12 Offensive Lineman of the Year honor as both a sophomore and junior. Known

for playing with outstanding strength, Humphrey has used his wrestling background and mental toughness to outwork his opponent.

As a left-handed center, Humphrey is capable of snapping the ball with either hand. He supported star quarterbacks in college, too, snapping the ball to Kyler Murray (the Arizona Cardinals' starter) and Jalen Hurts (the Philadelphia Eagles' starter).

Humphrey smiled after receiving the Chiefs' call for three reasons: 1) He was thrilled to start his career playing for Reid, a future Hall of Fame coach; 2) He thought about playing with superstar quarterback Patrick Mahomes; and 3) He thought about Brown, his former college teammate who advocated to the Chiefs on his behalf.

"I'm so excited, and I'm really close with Orlando," Humphrey said. "He's mentored me a lot. He's a guy that's going to do the work that's necessary to get himself to the next level he wants to be at. When I got to OU, that's something I admired from him. He's such a mean player on the field, too. That's something I've always tried to kind of copy my game after."

"Getting to play with a player like Mahomes is so exciting just because he's so talented. He can change the dynamic of a whole game."

The major theme throughout the Chiefs' offseason has been overhauling their offensive line. The last time the Chiefs played a game, the team suffered a blowout loss to the Tampa Bay Buccaneers in Super Bowl LV. One of the biggest reasons for the game's outcome was that the Chiefs' makeshift offensive line struggled. In the past two months, the Chiefs have acquired Brown, Humphrey, left guard Joe Thuney, right guard Kyle Long and center Austin Blythe. After opting out of last season, right guard Laurent Duvernay-Tardif and rookie right tackle Lucas Niang also return to the roster.

Humphrey will compete against Blythe, a six-year veteran, for the starting job in training camp. In 2015, the Chiefs used the 49th pick in the second round to select former center Mitch Morse, who started 15 games that season. The Chiefs hope Humphrey has the talent to have a similar rookie season.

"Austin has shown he can play, but he's on a one-year deal," Veatch said of Blythe. "We need to maintain continuity on that offensive line. Hopefully in the future, we can get (an extension with) Orlando done. Then you have Creed now under contract for four years and Thuney under contract for four or five years, so now you have continuity, depth and talent."

Prior to the draft, and in the past two days, the last hurdle for many teams was acquiring the medical information for every prospect who was talented enough to be considered on their board. Early in the offseason, the NFL canceled its annual scouting combine because of the pandemic. Most years, the combine is the place where multiple team physicians, including cardiologists and orthopedists, examine more than 300 prospects in Indianapolis. Without the combine, a number of general managers voiced their concerns about the lack of in-person medical testing. Earlier this month, though, less than 150 prospects gathered in Indianapolis for in-person medical evaluations, as some prospects went through testing, including echocardiograms and MRIs, when necessary.

The Chiefs, however, didn't feel any stress when looking at the medical background with Bolton and Humphrey. Both players started and played through every game during their last two college seasons.

“We had solid medical grades on them,” Veach said of Bolton and Humphrey. “There were a few guys who maybe fell a little bit more in the draft. Some of the dialogue in our room, (we’re) thinking, ‘It’s obvious these guys don’t have a hard medical.’ That could’ve been a factor. It didn’t come into play with our picks, fortunately.”

When the week began, Bolton and Humphrey each realized they could be selected in the second round. The Chiefs felt the same way. With the Chiefs on the clock twice Friday, Veach and Reid looked at the team’s board and did a quick overview of the five main qualities they desire most in a prospect they select: intelligence, durability, production, consistency and leadership.

Bolton and Humphrey both made the choice easy for Veach and Reid. “When I got the call, it was a huge sigh of relief,” Humphrey said. “I got the call from the best organization in the country. I’m so excited, I can’t wait.”



(Nick Bolton)

## **Nick Bolton Of Frisco Lone Star Overcomes Adversity To Get Drafted By Kansas City Chiefs**

Keith Russell

May 2, 2021

CBS

**FRISCO, Texas (CBSDFW.COM)** – When Nick Bolton was taken with pick #58 in the NFL Draft, which was Kansas City's first pick, his loved ones in Frisco and his former coach at Lone Star High School could rejoice because they knew who the Chiefs are getting.

Frisco Lone Star Head Coach Jeff Rayburn says, "The same thing I'm gonna say now is the same thing I told recruiters. If he doesn't play a down for your college program, or he doesn't play a down for Kansas City, he's going to make your organization better."

Nick's younger brother, Jayden, says, "He's done a lot for our family. He's like another father in the family. He's taken care of us."

Before he was the hard hitting linebacker at Missouri and way before he was a play making machine at Frisco Lone Star, Nick Bolton was mature beyond his years.

He had to be, as a kid, when it was discovered that his older sister, Jazmin, had a 3-inch tumor in her brain. The tumor required an 11-hour surgery.

Jayden explains, "When it first happened, it kind of put a few setbacks in the family but Nick just came out strong with it. It left another reason for Nick to play the game and do great things."

And just when Jazmin was getting better and the Bolton family was turning the corner, Nick's mother was diagnosed with breast cancer.

Rayburn promises, "Adversity reveals true character and anytime adversity has hit Nick Bolton, all he's done is use that as motivation."

With motivation like that, it's no wonder Bolton has been able to run circles around opposing offenses — never losing sight of those who come behind him.

Case and point, at Mizzou, taking on a leadership role in the battle against racial injustice. After a peaceful protest march last year, Nick was quoted as saying, "It's important for me as an African American. I got three younger siblings at home, trying to make a correct example for them, knowing one day they're gonna be 18 to 20. I want them to feel safe. So, I'm just trying to find the best way to create an environment for the younger generation."

When it comes to what he represents to the younger generation in DFW, his brother, a wide receiver at Lone Star High School, says, "Another idol for other people to keep working no matter what the situation is."

Rayburn says, “He’s a special young man and a special leader. He’s going to do big things in the NFL and probably further than that.”

(Travis Kelce)

## **Chiefs' Travis Kelce, Operation Breakthrough break ground on new STEM lab**

Chris Searcy

Fox 4 KC

May 24, 2021

KANSAS CITY, Mo. — Operation Breakthrough's state-of-the-art Ignition Lab, powered by Kansas City Chiefs star Travis Kelce's charitable organization 87 and Running, broke ground Monday.

In just four months the organization will convert an old muffler shop into a new STEM facility.

"It's going to pave the way for higher paying jobs with industry-recognized skills being offered, but also pathways to college. So it gives kids a lot of different choices," said Mary Esselman, CEO of Operation Breakthrough.

The Ignition Lab, set to open this fall, will allow Operation Breakthrough to expand its cutoff age and work with students from 8th grade to high school graduation.

The lab will also allow students to learn new skills while earning certification.

Students say Operation Breakthrough has taught them lessons in and out of the classroom.

"I really learned a lot more to ask for help, and a lot of people here are really very open to help and wanting to help, which is really good, and it makes me feel good," said Semahj Ware, an Operation Breakthrough student.

Kelce was on hand Monday with Operation Breakthrough leaders and students to help get construction underway. After all, when Kelce signed his four-year, \$57 million contract extension with the Chiefs, his first purchase was the building that would house the Ignition Lab.

He admits that purchase comes with a lot of bragging rights.

"I'm like, yeah, you know, I am going to a place where Travis Kelce paid personally," Ware said.

Kelce, along with two students, laid concrete and left a handprint to commemorate the special day.

"The minute I walked through the door, I knew that this place was special," Kelce said.

He said it feels good to be able to give back to the city that has given him so much throughout the years.

"You know I just want to show this city as much love as they have shown me because I am definitely fortunate because of them," the Chiefs tight end said.



He said Chiefs players don't just compete on the field. They also compete in the community, driven to see who can make the biggest impact.

"Without a doubt, man, we are trying to get acknowledged for Walter Payton Man of the Year," Kelce said with a laugh. "You know what I mean, it's always a competitive atmosphere in the facility, and you love that. You absolutely love that because you know guys are in it for the right reasons."

Kelce was nominated for the Man of the Year award last season for his work with Operation Breakthrough. Players are nominated for being outstanding community leaders. Although he didn't win the main league award this year, [Kelce did win the Charity Challenge](#).

(Willie Gay)

## **Promising LB Willie Gay quickly making up for lost time, opportunities in OTAs**

Nate Taylor

June 14, 2021

The Athletic

KANSAS CITY, Mo. — Although linebacker [Willie Gay](#) has been in the NFL for 14 months now, he's still going through experiences that usually happen during a player's rookie year.

This summer has been the first time Gay has practiced with his Chiefs teammates in a more loose setting, one in which a young player can correct his mistakes more quickly because the repetitions are aplenty. And unlike last year, amid the height of the coronavirus pandemic, Gay went through his first voluntary on-field workouts the past three weeks at the Chiefs' training facility as the first phase of his anticipated second season, in which he is expected to be one of the team's starters.

At this time of the year, most second-year players can describe, often in rather great detail, the difference they have in terms of the confidence in their abilities and their knowledge of their team's scheme. Gay, along with all NFL rookies last season, knows that comparing the two years is unreasonable because the pandemic cancelled the Chiefs' on-field workouts last summer.

"It was tough," Gay said after Thursday's practice. "To only see the playbook for the first time during training camp, it was hard. To get that head start right now in OTAs, it's definitely helping a lot. I'm catching on to the things that I didn't catch on to last year.

"I learned the basics. Now it's the small details that make good great."

In the Chiefs' voluntary practices, Gay was been on the field plenty, as the team prioritized passing the ball for its potent offense and pass coverage for its secondary and linebackers. Gay has worked on his footwork, his zone coverage — when observing the opposing quarterback while also being aware of the receivers entering and leaving his area — and his timing when attempting to break up a pass. He has also covered every skill position player available on the opposite side of the line of scrimmage, from running back to fullback to wide receiver.

Those repetitions, and the ones upcoming this week during the Chiefs' mandatory minicamp, are designed to prepare Gay for a larger role in the team's younger defensive unit led by coordinator Steve Spagnuolo.

Last year, the first time Spagnuolo and coach Andy Reid worked with their players on the field after Super Bowl LIV was at the start of training camp. Known as a player's coach, Reid missed not being able to guide his young players, especially the team's rookies, through on-field, instructional workouts.

“(You’re) able to teach Willie Gay, as a rookie, on how to move and drop and your fundamentals and techniques and the different coverages that he’s got to take care of, and the run-fit responsibilities,” Reid said in April in reference of the lessons Gay had to learn later than usual last season. “When you’re not hands-on, it’s hard to walk through those things.”

Gay’s career began with no rookie minicamp repetitions, no voluntary OTAs repetitions and no minicamp repetitions.

“You miss out on 100-plus reps,” Gay said in December. “Repetition is big in today’s league.”

As a rookie, Gay played just 267 defensive snaps, which was just 25 percent. One way to measure Gay’s growth this season is by how often Spagnuolo keeps him on the field on second- and third-down plays. Gay recorded just 96 combined snaps in such situations last year, according to Trumedia and Pro Football Focus. That statistic should rise since Gay is expected to replace linebacker Damien Wilson (230 snaps on second- and third-down plays), an eight-year veteran who joined the Jacksonville Jaguars via free agency.

Ken Flajole, the Chiefs’ new outside linebackers assistant, described Gay, who is listed at 6-foot-1 and 243 pounds, as a bigger, more athletic defensive back.

“This game is the ability to play in space and move,” Flajole said earlier this month. “Offenses do such a great job of spreading the field, both horizontally and vertically, that the old days, where you used to have a linebacker that weighed 250 (pounds), and all you wanted him to do was come downhill and blow up a fullback on a lead play, that doesn’t happen very often. Teams are rarely in two-back sets. Most of the teams are in 11-personnel where they’ve got three wide (receivers).

“The linebackers have to be able to move, they have to be able to cover, and you’ve got to be able to take matchups on tight ends and running backs and play man-to-man. The physical description of those players has changed dramatically over the course of my (22-year) career.”

When the Chiefs selected Gay in the second round of the 2020 NFL Draft after he excelled in college at Mississippi State; he had the highest coverage grade of any linebacker in the draft class, according to Pro Football Focus, surrendering just 183 yards in 294 coverage snaps.

“I can only get better at it,” Gay said. “That’s the good thing.”

But Gay’s first assignment after the Chiefs’ loss in Super Bowl LV was to have a full recovery after he needed surgery in late January to repair the torn meniscus in his left knee.

In the Chiefs’ regular-season finale against the Los Angeles Chargers, Gay sustained a sprained ankle when he collided with linebacker Darius Harris while attempting to tackle tight end Donald Parham Jr. The injury forced Gay to miss the rest of the game, and he never appeared in the postseason, missing out on the valuable experience of performing on the sport’s biggest stage.

Four months following the surgery, Gay was cleared to participate in the Chiefs’ on-field workouts after rigorous rehabs sessions with Julie Frymyer, the team’s assistant athletic trainer.

“I don’t even know if it was at practice or just walking around after,” Gay said of his knee injury. “During this offseason period, with this training staff, we’ve been working nonstop, me and Julie. All her help that she has, it’s been a real grind. That’s why I’m here today 100 percent.”



Prior to his injury, the Chiefs were successful in the intricate task of how they wanted to develop Gay through an uncommon rookie season. Spagnuolo made sure Gay wasn't thrust into being a starter sooner than his development suggested. Gay was allowed to learn the Chiefs' complex scheme at a reasonable pace, all while being mentored by several veterans, the most prominent being starting middle linebacker Anthony Hitchens.

In 16 games, Gay produced 37 tackles, three tackles for loss, three pass breakups, one sack and one forced fumble. His most productive month was December, a positive sign that his athleticism and understanding of the Chiefs' playbook were starting to synchronize.

His best snap in the Chiefs' win over the Miami Dolphins in Week 14 occurred when the opposing offense attempted a trick play early in the second quarter, as wide receiver Lynn Bowden Jr. looked to throw a pass to quarterback Tua Tagovailoa on the perimeter. Gay recognized the Dolphins' plan and executed three impressive tasks in the course of six seconds: He retreated to cover the middle of the field, closed the running angle for a scrambling Bowden and tackled him, limiting the Dolphins to just a 2-yard gain.

In 12 snaps in the Chiefs' win over the New Orleans Saints in Week 15, Gay didn't appear to make any mistakes with his assignments. His final snap — and his only one in the fourth quarter — was his best. Gay stayed with tight end Jared Cook in man-to-man coverage before diving to record a perfectly timed pass breakup.

Against the Atlanta Falcons a week later, the Chiefs were without Hitchens (COVID-19 list) and Wilson (knee contusion). Gay recorded a team-high nine tackles. Early in the fourth quarter, Gay forced receiver Brandon Powell to fumble in the red zone, a turnover that proved critical in the Chiefs' comeback victory.

While Gay's injury paused his progression, the Chiefs supported him by using one of their second-round picks in this year's draft to select rookie linebacker Nick Bolton. Gay predicted on his Twitter account that the Chiefs were selecting Bolton and to express his approval of the team's decision. Bolton and Gay have been friends for the past four years since they met at a recruiting camp at Mississippi State.

"We talk every day," Gay said of Bolton. "We both are still fresh in this thing, so I teach him the (NFL) game as much as I can because I'm still learning from guys like Hitchens and Ben (Niemann) and Dorian (O'Daniel). We continue to stay close. It's a good connection we have."

The Chiefs are eager to pair Gay and Bolton, who is listed at 5-foot-11 and 237 pounds, for multiple years. The two defenders in the middle of Spagnuolo's defense, who have sideline-to-sideline speed, could help strengthen an already above-average unit.

"Let's not forget: Willie Gay didn't have any preseason games last year," Spagnuolo said earlier this month. "Nick will get a benefit of that this year. We're going to try to find ways to get them on the field. It might take a little while. The volume of the defense is probably catching up with both of them right now. We've asked Willie to play two different spots: Sam and Will."

Gay is optimistic that all of the reps he's getting this offseason will increase his production, both his defensive snaps and his statistics.

"With this extra time we have in OTAs," Gay said, "it's only going to help."

(Laurent Duvernay-Tardif)

## Super Bowl champion and pandemic orderly Laurent Duvernay-Tardif: Be bigger than your sport

Laurent Duvernay-Tardif, as told to Charlotte Gibson

July 7, 2021

ESPN

*In July 2020, [Kansas City Chiefs](#) offensive lineman [Laurent Duvernay-Tardif](#) became the first NFL player to opt out of the 2020 NFL season. Duvernay-Tardif opted instead to continue his work at a long-term care facility in his hometown of Montreal during the coronavirus pandemic. A medical school graduate from McGill University in Canada, Duvernay-Tardif, 30, started assisting as an orderly shortly after he won Super Bowl LIV with the Chiefs in February 2020. In his [opt-out announcement](#) on social media, Duvernay-Tardif called the decision one of the most difficult of his life. Prior to opting out, Duvernay-Tardif had been the Chiefs' starting right guard for the past five seasons, and he played every offensive snap during the team's Super Bowl win over the [San Francisco 49ers](#).*

*Throughout the pandemic, Duvernay-Tardif continued to train for a return to the football field. In a June minicamp, his starting spot was occupied by a rookie, sixth-round draft pick [Trey Smith](#). In a few weeks, he will have the opportunity at training camp to earn back his job.*

*Duvernay-Tardif was named the winner of the [Muhammad Ali Sports Humanitarian Award](#) Saturday at The ESPYS. He will be honored with finalists Layshia Clarendon, Anthony Rizzo and Titus O'Neil during the Sports Humanitarian Awards on July 12.*

*In his own words, Duvernay-Tardif describes what it meant to opt out of the 2020 season and why he wants to make an impact beyond the football field.*

---

Laurent Duvernay-Tardif, who opted out of the 2020 NFL season to treat patients at a long-term care facility, is a finalist for the Muhammad Ali Sports Humanitarian Award. Scott Winters/Icon Sportswire

**I'VE ALWAYS TRIED** to be the best athlete on the field. But I've also always wanted to be the best human being off the field.

I have no regrets when it comes to opting out of the 2020 NFL season and working on the front lines of the COVID-19 pandemic in a long-term care facility. I knew that my purpose this last year was to use my medical background to care for others. My role wasn't to play football, but instead to be on the front lines of the global pandemic.

I went from winning the Super Bowl with my Chiefs teammates in Miami to celebrating with them during the parade in Kansas City with over one million people to working on the front lines in a long-term care facility.

I don't think what I did was heroic. And some days, at the long-term care facility, what I was doing definitely couldn't be described as heroic.

At the beginning of the pandemic, I wanted to go back and help in a physician's role. I don't have my license to practice yet, so that was impossible to do. But I wanted to help however I could and that ended up being as a nurse/orderly in the facility. Basically, I would do everything my bosses wanted me to do. My duties ranged from feeding people, changing people, administering medicine, just caring for them however I could. I realized that no matter what I was doing, at the end of the day, taking care of someone is not about just treating them at all costs. It's about caring.

I never knew what I was walking into when I got to work each day. It was pretty hectic. Some days, there would be no issues. Other days, you'd get a patient with a runny nose and next thing you know there would be eight patients who tested positive. We had emergency red zones where positive patients would have to reside. It was hard. We lost a lot of patients.

This past year really changed me.

I always saw medicine as a way to cure people. I wanted to send people back home with good news. Working on the front lines and in red zones in the long-term care facility was a new environment for me as a medical professional. I quickly realized that, because of COVID, people were not going to be returning home. And it gave me a different perspective on life. It gave me a different perspective on football. It gave me a different perspective on everything.

I always viewed medicine as a way to help me cope with some of the pressure of sports. When I decided to pursue a career in medicine while playing professional football, I experienced a new level of pressure beyond the field. What I witnessed in the emergency room could directly help me when it came to playing football and being in a high-stress environment. It helped me optimize my performance on the field. But ultimately, working in the medical field helped me define myself as more than a football player.

This past year, I got a different sense of what really matters in life. I saw so much suffering. I saw so much resilience. The healthcare workers displayed resilience like I've never seen before.

You think that playing a team sport makes you a team player? Maybe, but look at people on the front lines, and you will see what it means to be a team player. Every day, the front-line workers had to work as a team if they wanted to survive the pandemic.

Duvernay-Tardif wants to cast a spotlight on other front-line healthcare workers who stepped up during the pandemic. "They are the real heroes," he says.

When I first opted out of the 2020 season, I needed some time for myself. I didn't have a chance to really talk about my decision with my teammates beyond what I tweeted in July 2020. As much as I wanted to get into all of it, I actually had to focus on the work in the long-term care facility. But in the middle of the season, I started reaching out to teammates. I still felt like I was part of the team. It felt like that connection to the Chiefs never left, despite being more than 1,000 miles away. Football is in my DNA. That's never leaving, even if I'm on the front lines.



During the winter, as the team was approaching playoffs, that's when I really wanted to play football. I remember really feeling like even though I was far away in another country, I was still part of the Chiefs. And I wanted to continue to be part of the Chiefs.

Due to COVID-19, fitness centers were closed in Montreal. I decided to build a weight room on the balcony of my apartment to stay in shape and be ready for anything. I put all my emphasis and my focus into strictly training. I've actually never trained like that before, but I feel stronger and faster and healthier than ever. I would train multiple times a week, despite how cold it would be or how tired I would be, because I knew that I wanted to stay in football shape, but I also needed something to ground me. I trained to stay grounded and take my mind away from what I was experiencing on the front lines.

Just as training allowed me to stay grounded, watching the Chiefs play every week helped me stay grounded. It provided a release from the pandemic. During one of the toughest times, I was able to watch the Chiefs play on TV. It provided a source of entertainment during a really dark time. And I don't think I'm alone in feeling like sports brought us together during this pandemic. Sports is a connective tissue of our society. When I would watch the Chiefs play on TV, I remember feeling a sense of hope. Hope that society was going to return back to normal at some point.

But it wasn't just watching the Chiefs play on TV. It was going into work on Monday morning, after working a Sunday night shift, and watching the replays with my patients.

Some patients were big football fans, and I knew that when I woke them up in the morning to give them their medication, we would talk about last night's game and watch replays. Even though I would be completely covered up in my scrubs, visor, mask, there would be an intimate connection there because of football. Sharing moments like that reminded me that I was there for a purpose. It also reminded me that I wasn't there to just treat patients, but I was there to care for patients. Taking that time to connect made a difference -- for not only them, but for me, too. Many of my patients weren't going to return home. They weren't going to receive cures for their diseases. I wanted to make sure that I did anything to bring some positivity to their lives. And if some days that meant talking football, then that's a great thing.

About a month after Super Bowl LV, I stopped working in the long-term care facility. I wanted to get back to working out full time and getting ready for Chiefs minicamp practices. I know the odds of me not being able to come back to play on the Chiefs. I know that being away for a year is basically like being injured for a whole season. Nothing is guaranteed. There's always pressure. There's always competition. It's a risk that I took, but I'm comfortable with it. And when I decided that I would stop working in the long-term care facility, I knew that I needed to give myself the best opportunity to come back stronger than ever before.

When I showed up to minicamp in June, I was anxious. I was nervous to see if it was still going to feel like home. But the minute I showed up, I couldn't help but think about how good it felt to be back. More than that, though, I couldn't help but think about how privileged I was to be back. It is a privilege to be able to walk on the football field. And my experience on the front lines allowed me to feel that sense of privilege. It gave me a new perspective on everything related to football.

My teammates and coaches played a huge role in making me feel welcome again. In the first huddle of minicamp practice, coach Andy Reid yelled out, "Hey Doc, welcome back!" That little sentence meant everything to me. The acknowledgment. It felt so special to get back out there.

When I first called Coach Reid to tell him that I was opting out of the 2020 season, he told me he completely understood and supported me. Of course, he was surprised. But I never felt like I didn't have his support. And that support lifted a tremendous amount of weight off my shoulders last year. Returning to the field and hearing him say, "Hey Doc," is part of the reason why I'm returning and why I'm doing everything I can to be a starter.

Before being drafted, in 2014, Coach Reid was the only coach that I encountered that understood the importance of medical school in my life. He knew I needed to pursue medicine to reach a balance on and off the field. A lot of people doubted me. A lot of people couldn't understand how I was going to balance medical school and professional football. But Coach Reid never doubted me. If it was not for him, there's no way I would've been able to go back every offseason and report late every year for the past seven years in order to graduate. He helped me every step of the way. He helped get me to where I am today.

Even though he was in another country and more than a thousand miles away from Kansas City, Duvernay-Tardif said he always felt like he was part of the Chiefs.

As a professional athlete, my responsibility has been to be the best football player that I can be when I step onto the field. But at the end of the day, for me, what matters most is to be able to use that platform to promote something bigger than just our sport.

When I decided to opt out and return to the front lines, I wanted to show the next generation of student-athletes that it's possible to be bigger than your sport. It's important to showcase the impact that education can have on your career and life. It's important to showcase that balance is necessary. That you are more than your sport and you are capable of making an impact beyond the field or court.

In 2016, I started the LDT Foundation. The purpose was to promote balance between sports, education and arts. The goal is to help students find their passions and pursue those passions at the highest level while still being well-rounded.

**IN MY OWN LIFE**, I don't know what's next. But I know that I'm going to always pursue medicine, public health and philanthropy. No matter what happens in my professional football career, I will always be using my platform to promote those things.

In a few weeks, I'll fly back to Kansas City for training camp. I wouldn't be able to return to the field if it wasn't for healthcare workers. I don't like to be called a hero because I don't think I was a hero for opting out. But I do think that if I can shed a light on the actual heroes that I worked with every single day on the front lines, then I did part of my job.

It's been almost a year since I decided to opt out, and I am grateful for the recognition and applause that I receive for returning to the front lines. But when I am being elevated, I want to elevate all of the other front-line and healthcare workers who didn't receive public recognition and applause. They are the real heroes. They put everything on the line in order to care for other people and protect our society. I followed their sacrifices. I may get the spotlight, especially as I attempt to return to the field, but they really deserve it.

(Laurent Duvernay-Tardif)

## **Laurent Duvernay-Tardif Named Recipient of the Muhammad Ali Sports Humanitarian Award**

Duvernay-Tardif was announced as the receipt of the award during the ESPYs on Saturday

Matt McMullen

July 11, 2021

Chiefs.com

The man put his life on hold, forgoing his starting role on the reigning Super Bowl champions in order to help those who he'd never met. He walked away from the glory of an NFL Sunday for endless hours filled with heartache, all in the hopes of making a difference where he could.

Kansas City Chiefs' guard Laurent Duvernay-Tardif is an impressive athlete, but the decision that he made around a year ago this time goes beyond his aptitude on the field and demonstrates the character that makes the man we call "LDT" an outstanding human being.

Nobody asked for him to put his football career on hold and to utilize his medical degree in the battle against COVID-19 – he simply just believed that it was the right thing to do – and it's for that very reason that Duvernay-Tardif was named the recipient of the Muhammad Ali Sports Humanitarian Award on Saturday at the ESPYs.

The honor, which is part of the Sports Humanitarian Awards, is given to an athlete whose continuous, demonstrated leadership and care has created a measured positive impact on their community through sports.

Duvernay-Tardif certainly fits the bill, as he spent the past year at a long-term care facility in his native Montreal caring for those battling COVID-19.

"Sometimes I was a nurse, sometimes I was an orderly and sometimes I was a resident. I was basically helping where help was needed. It was tough - we lost a lot of patients - and we know that long-term care facilities were pretty badly affected," Duvernay-Tardif explained during minicamp last month. "I don't regret my decision. I think I was in the right place at the right moment, and I was able to put my medical training to use."

Duvernay-Tardif is [now back with the Chiefs](#) as they prepare for the 2021 campaign, but his decision – and its impact on those in need – will not soon be forgotten. This award only further solidifies that.



(Noah Gray)

## **Rookie TE Noah Gray on Chiefs Camp: "There's a Standard Here and I'm Trying to Uphold It"**

Gray has impressed so far throughout the Chiefs' offseason training program

Matt McMullen

July 24, 2021

Chiefs.com

Patrick Mahomes scanned the field during a 7-on-7 period at training camp on Saturday, surveying his options before firing a dart to rookie tight end Noah Gray, who plucked the ball out of the sky and turned up field for a sizable gain.

It was another entry in what's become a familiar connection during the Chiefs' offseason program, as Gray has repeatedly made plays in practice ever since Kansas City drafted him in the fifth round back in May. The former Duke standout has impressed on a regular basis, and now with the rookie portion of training camp underway, he's looking to continue working on his skills ahead of the 2021 campaign.

"There were things during [Organized Team Activities] that I was asked to work on and that I need to continue to build on - things like route-running and blocking," Gray explained on Saturday. "We haven't put the pads on yet, but when the blocking comes, that's something that's going to need to continue to progress. There's also a lot of things in terms of route-running that I still need to get better at, so I'm just asking questions."

It certainly helps, too, that Gray is coming into camp with the foundation established earlier this summer – a luxury that last year's rookies weren't afforded due to the virtual nature of the 2020 offseason.

"OTAs were really a blessing for us – I don't know how the rookies last year did it," Gray said. "Going through that just really helped from a knowledge standpoint and understanding the basic concepts that this offense asks you to know. It was a huge help from that perspective."

And he seemed to make an impression in the process, [earning praise from Mahomes during OTAs last month](#) for not only his athleticism, but also his awareness on the field when plays broke down.

"Noah has been really good – I think he has a veteran-type skillset where he knows how to get himself open even if it's not exactly what the play is designed to do," [Mahomes said in early June](#). "He knows how to get his eyes back and how to get on the quarterback's timing."

That's significant commendation coming from the 2019 NFL MVP, but Gray remains focused as ever on improving his game despite some early success at practice.

"It's a blessing that he thinks that of me, but I also understand that I need to come out here and keep grinding, keep hitting the playbook and keep practicing hard," Gray said. "From a mentality standpoint, it just means that I need to keep doing the things that I know that I can do. It's great that a teammate thinks that of me, but to be able to come out here and be the best teammate that I can be, that's what means the most to me."

One of those teammates is of course fellow tight end Travis Kelce, whose career is on pace to go down as one of the greatest ever at the position. Kelce is the only tight end in league history to ever tally five consecutive 1,000-yard seasons, and his 1,416 receiving yards in 2020 were the most ever by a tight end.

The 31-year-old Kelce is the gold standard at the position, and according to Gray, his advice has proven invaluable over the last several months.

"It's tremendous. Like I said on draft day, I don't think there's anywhere else I'd rather be in the country," Gray said. "To be able to learn under Travis Kelce is a blessing. To come out here and to be able to gain that knowledge from him and to learn from him every day and to be able to visualize and watch him on the field, that's been something that's been extremely key to me coming out and being able to execute my assignments."

It's still very early in the process and the Chiefs have yet to practice in pads this offseason, but the initial returns have certainly been impressive. It's now up to Gray to maintain that strong start into the dog days of camp, and based on his remarks so far, he seems more than up for the challenge.

"We have a standard here, and I'm just trying to uphold that," Gray said. "I knew that coming in and I knew that as soon as I was drafted. It's a credit to my teammates for getting me up to speed on that and [continuing] it out here on the practice field."

(Patrick Mahomes)

## **Sporting KC: Mahomes' ownership stake reflects his passion for the club, city**

James Dornbrook

July 28, 2021

Kansas City Business Journal

Sporting Kansas City hasn't added a new owner to its exclusive club since it acquired the team from Lamar Hunt in 2006, but the opportunity to bring Kansas City Chiefs quarterback [Patrick Mahomes](#) on board was too good to pass up.

Mahomes bought a minority stake in Sporting Kansas City on Tuesday for an undisclosed amount. He joins an ownership group called Sporting Club that includes [Cliff Illig](#), the Neal Patterson family, [Greg Maday](#), [Pat Curran](#) and [Robb Heineman](#).

Sporting KC President [Jake Reid](#) said it's too soon to really say what kind of involvement Mahomes will have in the club, though nobody expects his ownership responsibilities to get in the way of playing football.

"He's at training camp right now, and we all want him to be very focused on football and winning Super Bowls," Reid told the *Kansas City Business Journal*. "So his day job will continue to be the focal point of his energy, as it should be, but we'll engage with him and ensure he's in the loop on all things Sporting Kansas City. Ultimately, over time, we'll see what he wants his level of involvement to be."

Reid said Mahomes has attended dozens of Sporting games since he came to Kansas City and has been a soccer fan for many years. The passion he has shown for the club and the sport was the biggest reason the owners made a decision to allow him to buy a stake. In addition, they saw that Kansas City means more to Mahomes than just a place where he plays football.

"From the ownership side, we've gained someone who is passionate about our sport and this city," Reid said. "For us, those are the two most important things. His personal brand that he built with his success in such a short period of time in the NFL — and what we hope will be a very long career with many more Super Bowl wins — certainly will also reflect great on our club. I think having him in and around the club and the sport is a huge positive not just for Sporting, but for all of us in Kansas City."

Reid cited Kansas City's effort to land the World Cup as just one example where Mahomes could play a key role simply by lending his fame to the effort.

Mahomes also can provide a big boost to the locker room for Sporting KC.

"Professional athletes all relate to the commitment to their craft and the work ethic that goes behind that," Reid said. "Our players can see what he's done, and his commitment to be great



resonates with our guys because that's what they're trying to do as well. So any time you see someone at the top of their respective sport there is certainly mutual respect. Our guys have that for Patrick, and I think vice versa as well."

(Patrick Mahomes)

## The Offseason Education of Patrick Mahomes

No one thinks the Chiefs lost the Super Bowl because of Mahomes, but the star passer looked at the tape and saw ways he could improve. Kansas City is getting better this offseason—and has a plan to reclaim the NFL's throne.

Kevin Clark

August 11, 2021

The Ringer

The best quarterback in football watched the worst game of his career twice.

He was looking for something to learn from, because that's sorta just what he does, and he found it. "Sometimes," Patrick Mahomes told me, "when I get hit early, I don't trust staying in the pocket and going through my reads."

"I kind of get back to that backyard-style football a little bit too much. And you could definitely see that in the Super Bowl. I mean, there were times that pockets were clean and I was still scrambling," Mahomes continued.

It's been six months since the Super Bowl, a 31-9 Buccaneers win, and Mahomes and I are standing on the side of a practice field on a ludicrously hot Missouri afternoon to talk about what he's gleaned since that night. The short answer is a lot. I came to St. Joseph, Missouri, to find out what comes next for the Chiefs. The answer is everything.

No serious person thinks the Chiefs lost the Super Bowl because of Mahomes. But that is almost the point: He's learning from it anyway. He is an MVP, a three-time Pro Bowl selection, and a Super Bowl champion whose team has made two Super Bowls and an AFC title game in his three seasons as a starter. He has united with coach Andy Reid to build one of the most impressive and sustainable offenses in league history. Part of what was so startling about the final game of the season was that in three years, Mahomes had developed a style of play that was almost always perfect. He was John Wick with a pencil or Kevin Durant with a burner Twitter account. All he needed for his entire career was a football and he could make magic happen. Statistically, the Super Bowl was the worst game of his career; it was the first game in his NFL life he lost by more than one score. But the story of the game was the Bucs' fast defense speeding past a banged-up, makeshift Chiefs offensive line. The enduring image of February's loss was Mahomes parallel to the ground, throwing a pretty good pass after getting tripped up in the backfield. In short, he wasn't himself because he didn't have the time to be. Mahomes was pressured 29 times—a Super Bowl record—and ran a total of 497 [yards](#) behind the line of scrimmage to avoid the Bucs' pass rush. Todd Bowles's defense accomplished that despite blitzing far [less](#) than [usual](#), and it worked because the Bucs front was able to put near

constant pressure on Mahomes while the defensive backs and linebackers did their jobs behind them.

“I think it’s pretty obvious to say how we needed to get better and the path we needed to take to get better. It was probably pretty clear to most football fans, even if you don’t work for the Chiefs,” general manager Brett Veach told me of the offseason. “You’re literally on the bus on the way back from the Super Bowl thinking ‘How are we going to get this done?’” The path, obviously, was fixing the offensive line. In the Super Bowl, the team was without longtime starters Eric Fisher (tore his Achilles in the AFC title game), Mitchell Schwartz (back injury), and Laurent Duvernay-Tardif (a medical school graduate who opted out of the season and returned to the medical field). Veach, one of the best problem solvers in the sport, solved this one quickly once Fisher and Schwartz were both released. Veach traded for Ravens tackle Orlando Brown, signed Joe Thuney, drafted Creed Humphrey in the second round, and lured Kyle Long out of retirement. Mahomes will be playing behind an entirely different line this year. This is the story of how the 2021 Chiefs have spent the past six months learning the lessons of that night in Tampa.

Those next steps, obviously, extend to the August practice after which I met with Mahomes, and he detailed exactly how he’s building off of what he saw on tape. He continued his thought on playing too much “backyard football” that night. “So,” Mahomes said, “I’ve been going back [working] on that. Making sure that I trust the guys around me and trust the pocket, make the read within the pocket and not try to make the big play happen.”

This tendency to, as Mahomes puts it, stop trusting his reads after hits, is something he’s said he’s always focused on fixing, but he said he noticed it particularly in that February game. Now comes fixing it. “Days like today,” he said, “we have long drive drills. We’re going 15 and 16 plays in a row of stepping up in the pocket and making the right reads and not just relying on scrambling and making all these different throws. That’s just stuff that comes with repetition and a lot of hard work that I’ve tried to put in every single year.”

One interesting part of Mahomes’s constant education process is his close study of other quarterbacks. (He mentioned this habit to the NFL Network’s Kurt Warner earlier in camp.) When we chatted, I wanted to get as nerdy as possible with Mahomes and figure out exactly what he’s watching—and borrowing—from the league’s other quarterbacks. I was not disappointed. One thing that impresses me about Mahomes is his willingness to borrow from anything. He [once told me](#) that his warmup routine is borrowed from baseball. Mahomes told me this week he watches a combination of All-22 and other types of film to study. In other eras, such game film would be harder to access whenever you want it. “The best thing about today is that you can find all the different sources that you need and then I talk to those guys,” he said.

I went through the list. Aaron Rodgers? “I think the biggest thing with Aaron is you see how he’s evolved throughout his game. It’s kind of like what I’m talking about, where he used to scramble a lot more, make all the different throws, and now he can just completely dice you up through the pocket,” Mahomes said. “And then when those opportunities come and he starts scrambling, he makes the throws, and he can still do all that stuff. So I really watch that.”

And Tom Brady? “Brady, same thing. I mean, dicing them up within the pocket. But the way he’s able to move within the pocket and find those lanes and still make those big-time throws



downfield is something that I think I need to get better at and something that I need to continue to grow with,” Mahomes said. “And so that’s definitely one thing I take from him.”

What about Josh Allen? “I think the biggest thing with Josh is, I mean, he does a lot of stuff similar to what I do as far as being able to work throughout the pocket and be able to make plays with his legs, but be able to scramble and kind of elongate plays and make different throws,” Mahomes said. “That whole offense in general is a great, great offense to watch and all the different schemes that they do and how they have success. It was definitely a good game to watch.”

Mahomes said he seeks out advice from Rodgers and Brady, among others. “I think people don’t realize all us guys talk. I talk to Aaron, I talk to Tom and they’re willing to give me advice,” he said. “I’m still a young guy in this league. I’m still trying to learn how to continue to have success every single year and so being able to talk like that with the guys is definitely a good thing.”

Mahomes is 25 years old. Last year, he signed a 10-year deal worth \$450 million. There are very few future scenarios in which he is not the game’s best passer so long as he’s healthy and protected. I asked Mahomes about the mental side of it, how long it took him to start moving forward from last season. He said the loss stayed with him for a “week or two. And you kind of just move on, and that’s just the beauty of football is every single year, the year starts over no matter if you win or lose the Super Bowl. So we got a brand-new year, brand-new team, and we’re ready to go out there and make a run at it.” You hear that sort of thing a lot around Chiefs camp.

Veach said he did not learn anything about Mahomes that night he did not already know: He knew, for instance, that Mahomes would be a ferocious competitor even when getting chased in the backfield of a game that was out of reach in the fourth quarter. Mahomes, mind you, was playing with a turf toe injury. “I don’t think people realized how bad that toe was,” Veach said, noting that after Mahomes had surgery to fix the injury, doctors marveled that he played in the type of pain he must have had. “So it was the combination of knowing he was playing hurt, with the fact that we were shorthanded. It was tough to watch. Tough to stomach. Like a scene in a movie where the car is going off a cliff.”

Veach is one of the best GMs in football, in large part because he is the perfect general manager to pair with a franchise quarterback: He knows how to be “all in” every year and get the quarterback exactly what he needs. If you think all 32 GMs would have been able to overhaul that offensive line that quickly, then you haven’t met every NFL GM. Veach, Reid, and Mahomes play an equal role in the next steps for the franchise and so far, everyone’s doing their job.

Veach has become obsessed with Formula 1 racing. He supports Red Bull Racing and its main driver, Max Verstappen, because he was impressed with him during the Netflix series, *Formula 1: Drive to Survive*, and because the team reminded him of something. “I was up late one night and I put it on and I got hooked. It’s amazing. And I tell all the guys who don’t follow it: ‘Lewis Hamilton: Tom Brady. Max Verstappen: Pat Mahomes.’ And that’s how I kind of look at it.” For the uninitiated, Hamilton is a seven-time champion and a global icon, while Verstappen is the young king of the sport. Both are unquestionably the two best drivers at the moment and are fighting for the 2021 championship. Veach talked about why he liked the sport: All of the small

edges combine to make big differences. It is quite easy to see why a detail-oriented general manager like Veach fell for Formula 1.

But in the case of the Chiefs, this was not about fixing 0.01 seconds of speed, this was about fixing a problem everyone with a television could see. Terrible injury luck led to an uncharacteristic performance and a sinking feeling in the stomach of basically everyone in the organization. “It was such a unique experience—the magnitude of the game, the Super Bowl, and not just that we lost, but how we lost,” Veach said. “We’ve lost games over the years. But we’ve always had a chance to win those games, and we always would’ve liked to have a play back here and there. Whether it be the AFC championship game that we lost to New England, or the Rams game that was a shootout, or, I mean, all types of scenarios. That was probably the first time and I don’t know how long—years—that we just weren’t in the game.”

Veach said it was hard to get the game out of his mind “not just from an evaluation standpoint, but an emotional standpoint.”

He jokes that if someone had told him before the season that the team would go 14-2, have the best record in franchise history, and win the AFC title game, there’s no way he wouldn’t find it an unbelievable accomplishment. “But the way we lost, you had this feeling that ... ” Veach said before pausing. “You felt like you were the worst team in the league after that.”

Veach thinks that no matter how you evaluate the season—whether through the prism of that one game or through the entire year—the answer is to get younger on the offensive line. The team has a chance to start two rookies opening week in Humphrey, a second-round pick, and Trey Smith, a sixth-rounder. Veach and I have [talked before](#) about how they maximize their roster, which Veach has built since he became general manager in 2017 working alongside Reid. Part of the thing that impressed me in my time around the Chiefs is the chemistry within all facets of the organization. “I think it’s everyone’s responsibility to just look in the mirror,” Veach said. “And I think that’s why we’re successful. I think we’re all real with each other. And we all understand that we’re in this to get better. After a game like that, it’s easy to point fingers. But that wasn’t our mindset, our mindset was ‘Let’s work together to get better.’ And whether that be Pat and his play, the players, the coaches, game planning and the personnel department, we’re always on the same page and work together to figure this out.” Building a roster a year after signing Mahomes to the biggest deal in history comes with “the stuff that I think you would assume,” Veach said. That means less aggression in free agency, more patience to find the exact right fit for a player, making sure everyone you bring in fits “schematically and culturally,” and of course using the draft, in which players are on significantly smaller contracts for at least four years.

I asked Mahomes a similar question: Are you scouting yourself from the 2020 season or the Super Bowl? “I look at every game pretty much the same,” he said. “I go through the whole entire season, we go through the whole entire scheme eval[uation], and we just figure out what we did good and what we did bad. And I mean, we did a lot of good last year, I think we get lost in that with how we played in the Super Bowl. And so we take from that and try to learn ways to get better and try to find a way to win at this next year.”

The topic turned, of course, to golf, which Mahomes loves because, well, he’s an NFL quarterback. He played when he was younger, and his dad played, of course, being an MLB pitcher. In his first NFL offseason, he realized how much free time he had and he didn’t want to

“sit around playing video games. So I started golfing a lot and kind of fell in love with the grind of trying to get better.”

That last part sounds familiar. The 2021 Chiefs are getting better, and that started six months ago.



(Khalen Saunders)

## **No Stranger to Being the Underdog, Khalen Saunders Embraces Comeback Opportunity**

Saunders, whose second season in Kansas City was essentially lost due to injury, has been making an impression at practice

Matt McMullen

August 24, 2021

Chiefs.com

It was simply a case of bad luck for defensive tackle Khalen Saunders last season when the former third-round pick, who had just compiled a solid rookie campaign, dislocated his elbow in the Chiefs' opening contest against Houston.

The injury essentially ended his second professional season before it even had an opportunity to get started, but now healthy and a full year removed from that unfortunate night against the Texans, Saunders has quickly reminded everyone what he can do with a strong training camp.

"It has a lot to do with confidence," Saunders said on Monday. "I don't think the scheme is something I really struggle with - I've always been pretty good about learning and picking up a defense - it's just about being comfortable. I knew coming into this year that I kind of had to re-introduce myself, so that's been my focus this whole offseason and leading into this preseason."

That mentality is a product of a difficult season that included only three appearances for Saunders, whose elbow injury placed one of his greatest skillsets at a disadvantage.

"It was very frustrating for me because upper body strength and the ability to move guys around is my biggest attribute," Saunders explained. "It was hard because I'm already an undersized defensive tackle, and using my hands is a big part of my game. That's how I keep those longer guys off me. [I wasn't comfortable] striking people with my left elbow, so it was a setback."

Fortunately, Saunders' injury didn't need surgery. It was just about taking the time to heal while staying mentally focused on the bigger picture at hand. That required patience, but he eventually had a chance to play significant snaps in Kansas City's regular-season finale against Los Angeles, providing the kindling for a strong offseason program and training camp in the months that followed.

"It's been great to see. I'd say he's had the best training camp he's had since he's been with us," said Run Game Coordinator / Defensive Line Coach Brendan Daly. "I'm pleased with the way he's working - he's expanded his role. One of the things that jumps out to me about Khalen is that he's one of the smartest guys in the room. He understands adjustments, the calls, and the schemes. [He has] a very, very high football IQ, which is impressive to me."

And if you ask Saunders, this is just a continuation of what he started as a rookie in 2019 when the six-foot-tall, 324-pound defensive tackle appeared in 12 games and recorded more than 300 snaps. He views this season as a metaphorical junior year in the professional ranks, and just because his sophomore campaign was lost due to injury, that didn't stop his growth as a player.

"I've always been this [kind of player]. I don't think there was any on/off switch. I just think that I got hurt in the first game of the season and I didn't have a chance to show growth from my rookie year to my second season," Saunders said. "Now, you're getting a super load of last year and this year's improvement."

That was apparent throughout training camp, ultimately earning Saunders an opportunity to start last weekend's preseason tilt against the Arizona Cardinals. Of course, this was just an exhibition game and the results don't count in the standings, but the decision was an affirmation that the third-year defensive tackle was making an impression.

"The workload is never too much for me, regardless of what it is. Just being able to start and get a reward out of the work I've put in, it's a great feeling," Saunders said. "One thing I will say though, and my teammates and coaches know this, is that I know I'm a rotational guy in this defense, but I'm always going to play my part to the best of my ability...Starting is a blessing, but I'm always a team-first guy and I've always been that way. I think that helps with the cohesion of the defensive line and it helps us trust one another."

It's an admirable mindset and one that also has its roots in the Chiefs' culture as a whole. In fact, Saunders recalled his experience as a rookie and how he was treated – specifically by fellow defensive linemen Chris Jones and Frank Clark – while illustrating what makes this locker room so unique.

"I have a lot of friends in the league, and they talk about how rookies get treated [elsewhere]," Saunders said. "Ever since I came here, they never treated me like a rookie. They treated me like a guy they'd need later in the season to win a championship. That's what I felt."

The former Western Illinois standout helped the Chiefs accomplish that exact goal during his rookie year, and while his second season didn't go the way he would have hoped, Saunders isn't deterred by what amounted to a temporary setback.

In fact, he embraces it.

"That's been a part of my story this whole time. Before the injury and after the injury, I've always been an underrated player," Saunders said. "I've always had to go above and beyond as opposed to the guys coming from the FBS schools, so it's nothing new to me. It's familiar territory for me to be underrated and to just go out and prove what I already know myself to be."

(Jody Fortson)

## **Jody Fortson on His Long Journey to the Chiefs' 53-Man Roster: "I Just Kept Working"**

Fortson made the roster on Tuesday after being cut in each of the last two offseasons

Matt McMullen

September 1, 2021

Chiefs.com

This is a familiar time of year for Chiefs' tight end Jody Fortson, whose dream of playing in the National Football League has temporarily ended following training camp in each of the last two offseasons.

It's a brutal reality that annually informs hundreds of individuals from across the league that they didn't make the final cut as rosters trim down to 53 players, and something that Fortson has experienced twice in his pursuit of being a professional football player.

This is simply the way it is for those on the roster bubble, and it's why many players choose to move on with their lives while others continue chasing the dream. Fortson is a member of the latter, as he arrived at One Arrowhead Drive back in May with the focus of a player who would not be denied. He maintained that drive through training camp and the preseason, and while the annual reality of roster cuts arrived once again on Tuesday, the familiar disappointment did not.

Fortson is a member of the Chiefs' initial 53-man roster to begin the upcoming campaign, and as it turns out, it was quarterback Patrick Mahomes who broke the news to him.

"I was in the weight room, and Patrick came up to me and said, 'Congratulations for all your hard work man, I'm proud of you,'" Fortson said. "It really didn't hit me, so I asked what he was talking about. He was like, 'You're on the team.'"

Fortson – a big-bodied pass-catcher out of Valdosta State University – began this journey with a successful tryout in the summer of 2019. The 6-foot-6, 230-pound wide receiver made the switch to tight end upon signing his original deal with the Chiefs before moving back to wide receiver the following summer, and then back again to tight end this past offseason.

He's been a popular player in that time with his impressive frame and aptitude for the highlight-reel play, but Fortson has routinely been the odd man out when it came down to decision time. That's why Tuesday's news – which rewarded a brilliant showing this summer that included six grabs for 60 yards in the preseason – was so significant for the 25-year-old pass-catcher.

"I've put a lot of time into this and there were a lot of days that I didn't think this would come, but I had to stay true to it. I just kept working, and here we are," Fortson said. "I know there's so much more work to do, but I was told to take my small victories as well and cherish them. It's been a long road."



A long road indeed, but one in which Fortson has navigated with the spirit of a player who believed in what he could do all along. It's a mentality that stood out to Chiefs' Head Coach Andy Reid.

"He busts his tail and he's earned the right to have made that cut. It's been his attitude all the way through – just a positive attitude and [the mindset of a guy] fighting for a spot. That's been the one common denominator that's gotten him to this point," Reid said. "It was a matter of becoming more consistent and growing in the size part of it. Remember, he was a junior college quarterback, then a receiver and then a tight end, so he's kind of gone through a gamut of positions there."

Fortson's experience at different positions could lend to Coach Reid's creativity, too. He's proven he can play tight end at the professional level, but he also possesses the athleticism to play wide receiver if needed. In fact, according to Pro Football Focus, Fortson logged 15 snaps in the slot and 14 snaps out wide during the preseason.

Additionally, when it comes to Fortson's abilities at tight end, the Chiefs found the end zone through the air against Minnesota while utilizing an offensive formation that featured four tight ends. To contextualize just how unique that was, that kind of scheme was only used a grand total of 11 times – with only two pass attempts – last season across the NFL.

The point is that Fortson is more than just a good story, he has the tools to be a chess piece offensively who can create mismatches for the opposition. Of course, he's ready for whatever the coaching staff throws his way.

"If they needed me to go out there and play longsnapper, I could go out there and do it," Fortson said jokingly. "Wherever they need me to play, that's where I'll be."

Fortson's ascension to the active roster goes beyond his efforts on offense though, as players in his position – especially pass-catchers looking to fill out the roster – must contribute on special teams. It's why Fortson approached Assistant Head Coach / Special Teams Coordinator Dave Toub for advice prior to last season.

"He told me that I needed to be more dominant and that I needed to go out there with an even hungrier mindset, so I didn't leave any stone unturned. I didn't take any plays off, I approached everything like it was a game rep," Fortson explained. "I messed up here and there, but everything was fast, and everything was precise. I was intentional with everything that I did."

Fortson logged the most special teams' snaps of any player in the Chiefs' initial preseason matchup against San Francisco, and according to PFF's metrics, no player fared better. He finished the preseason with 29 total snaps on special teams – the second most on the squad – and the best overall PFF grade among players with significant snaps.

"He came in my office and asked what he needed to do, so I laid it out for him," said Toub, who mentioned Fortson when asked to name a player who raised their stock on special teams this summer. "I'm so excited about him because he's done it. He's put himself in a position to be successful."

It all culminated in Fortson's arrival on the 53-man roster this week, marking an achievement years in the making. A story that began with a tryout player from a small school without a set

position continued on Tuesday with the validation of a roster spot, but this journey is far from over.

"I don't have the mindset that I've made it. This is a step in the right direction, but this isn't the dream. This isn't my end goal. I have dreams, and I have plans to see them through. This is just the beginning and I'm just getting started," Fortson said. "We were already dangerous before I was [on the active roster], but I think we just got a little bit more dangerous."