



















WIN
TOGETHER

W E E K 1	@ BALTIMORE RAVENS SUNDAY 9/13 1 P.M. ET CBS	 L • 38-6
W E E K 2	CINCINNATI BENGALS THURSDAY 9/17 8:20 P.M. ET NFLN	 W • 35-30
W E E K 3	WASHINGTON FOOTBALL TEAM SUNDAY 9/27 1 P.M. ET FOX	 W • 34-20
W E E K 4	@ DALLAS COWBOYS SUNDAY 10/4 1 P.M. ET FOX	 W • 49-38
W E E K 5	INDIANAPOLIS COLTS SUNDAY 10/11 4:25 P.M. ET CBS	 W • 32-23
W E E K 6	@ PITTSBURGH STEELERS SUNDAY 10/18 1 P.M. ET CBS	 L • 38-7
W E E K 7	@ CINCINNATI BENGALS SUNDAY 10/25 1 P.M. ET CBS	 W • 37-34
W E E K 8	LAS VEGAS RAIDERS SUNDAY 11/1 1 P.M. ET FOX	 L • 16-6
B Y E		
W E E K 10	HOUSTON TEXANS SUNDAY 11/15 1 P.M. ET FOX	 W • 10-7
W E E K 11	PHILADELPHIA EAGLES SUNDAY 11/22 1 P.M. ET FOX	 W • 22-17
W E E K 12	@ JACKSONVILLE JAGUARS SUNDAY 11/29 1 P.M. ET CBS	
W E E K 13	@ TENNESSEE TITANS SUNDAY 12/6 1 P.M. ET CBS	
W E E K 14	BALTIMORE RAVENS MONDAY 12/14 8:15 P.M. ET ESPN	
W E E K 15	@ NEW YORK GIANTS SUNDAY 12/20 1 P.M. ET CBS	
W E E K 16	@ NEW YORK JETS TBD TBD TBD	
W E E K 17	PITTSBURGH STEELERS SUNDAY 1/3 1 P.M. ET CBS	



2020 CLEVELAND BROWNS WEEKLY GAME RELEASE WEEK 12, GAME 11 NOVEMBER 29, 2020 • 1 P.M. ET • AT JACKSONVILLE JAGUARS • TIAA BANK FIELD • JACKSONVILLE, FLA.

NOTABLE STORYLINES

• This week, the Cleveland Browns (7-3) will have their third AFC South matchup of the season, traveling to TIAA Bank Field to face the Jacksonville Jaguars (1-9) on Sun, Nov. 19 at 1 p.m. ET. The last time the two teams met in Week 11 of 2017, the Jaguars won, 19-7.

• The Browns look to improve to 3-0 against the AFC South for the first time since 2002. With a win, the Browns would secure their first road win against an AFC South opponent since Week 4 of 2014 when they defeated the Tennessee Titans.

• Last week the Browns capped their three-game home stand with a 22-17 win over the Philadelphia Eagles (3-6-1) at FirstEnergy Stadium. The defense had a dominating performance, holding the Eagles scoreless in the first half and finishing the day with five sacks, a safety and three forced turnovers, including an interception returned for the first score of the game, giving the Browns a lead that they would not let up.

• With the win, the Browns improved to 7-3, the club's best record through 10 games since it was 8-2 in 1994. The team's 5-1 record at home is its best since 2007.

• DE **Olivier Vernon** recorded three sacks in the contest, his second multi-sack performance of the season. Vernon also recorded his first career safety, becoming the first player to have three sacks and a safety in a game since J.J. Watt and Sheldon Richardson did so in 2014. His five sacks in three games since Week 8 are tied for the NFL lead with Trey Hendrickson whose five sacks have come in four games played in that timeframe.

• CB **Denzel Ward** notched a career-high four passes defended last week, improving his season total to a career-high of 15, which currently leads the NFL. His 37 career passes defended rank tied for sixth in the NFL since 2018.

• RB **Nick Chubb** reached 3,000 career rushing yards (3,065) with his game-leading 114 yards on 20 carries. He has four 100-yard rushing games this season, tied for the third-most games in the league.

TABLE OF CONTENTS

How they compare	5
Connections	6
Series history	7
Last time they played	7
What to look for	7
Probable starters	8-11
Team notes	12-14
Player notes	15-24
Kevin Stefanski bio	25-26
Rosters	27-30
How the team was built	31
Depth chart	32
Pronunciation guide	32
Participation	33
Transactions	34-38
The last time	39-41
2020 Statistics	42-44
2020 game summaries	45-49
Supplemental stats	50-65
Supplemental bios	66-71

GAME INFORMATION



TELEVISION CBS, PLAY-BY-PLAY Spero Dedes, ANALYST Adam Archuleta



LOCAL RADIO University Hospitals Cleveland Browns Radio Network, FLAGSHIP STATIONS 92.3 The Fan (WKRK-FM), 850 ESPN Cleveland, WNCX (98.5 FM), PLAY-BY-PLAY Jim Donovan, ANALYST Doug Dieken, SIDELINE REPORTER Nathan Zegura

UPCOMING MEDIA SCHEDULE

WEDNESDAY, NOV. 25

- 11:30 a.m. – Kevin Stefanski available via zoom
- 1:20 p.m. – Practice
- 2:45 p.m. – Jaguars head coach Doug Marrone conference call
- After practice (approx. 3:15 p.m.) – Select players available via zoom

THURSDAY, NOV. 26

- Happy Thanksgiving

FRIDAY, NOV. 27

- 10:30 a.m. – Mike Priefer available via zoom
- 11:30 a.m. – Alex Van Pelt available via zoom
- 11:45 a.m. – Joe Woods available via zoom
- 12:35 p.m. – Practice
- After practice – Kevin Stefanski and select players available via zoom

SATURDAY, NOV. 28

- No scheduled availability

SUNDAY, NOV. 29

- 1 p.m. – Cleveland Browns at Jacksonville Jaguars

*All times and availability are Eastern unless noted, approximate and subject to change. Please feel free to confirm times with the Browns communications staff.

BROWNS ONLINE MEDIA CENTER

The Browns PR staff invites media members to utilize the newly launched Browns Media Center available at browns.1rmg.com.

The online media center is designed to better assist media in their coverage of the Browns. Materials provided by the Browns PR Department on the site include the media schedule, training camp information, transcripts and press releases, feature clips, roster and bios, transactions, press conferences, a photo portal, media request/question link, Browns community information, artwork/logo pack, credential request link, twitter feed and 2019 game-by-game informational breakdown (each week's game release, depth chart, flip card, injury report, game summary, game notes and postgame quotes).

Additionally, there is an archive for information from past seasons.

All information is available to view, download and print on the site and is available via desktop or mobile platform. We encourage you to bookmark the page and familiarize yourself with its benefits.

If you have any questions, please contact a member of the Browns PR staff.

AFC NORTH SCHEDULE

LAST WEEK

Philadelphia (3-6-1) at CLEVELAND (7-3)	CLE, 22-17
CINCINNATI (2-7-1) at Washington (3-7)	WAS, 20-9
PITTSBURGH (10-0) at Jacksonville (1-9)	PIT, 27-3
Tennessee (7-3) at BALTIMORE (6-4)	TEN, 30-24 (OT)

THIS WEEK

BALTIMORE (6-4) at PITTSBURGH (10-0)	Nov. 26, 8:20 p.m. ET
NY Giants (3-7) at CINCINNATI (2-7-1)	Nov. 29, 1 p.m. ET
CLEVELAND (7-3) at Jacksonville (1-9)	Nov. 29, 1 p.m. ET

NEXT WEEK

Dallas (3-7) at BALTIMORE (6-4)	Dec. 3, 8:20 p.m. ET
Washington (3-7) at PITTSBURGH (10-0)	Dec. 6, 1 p.m. ET
CINCINNATI (2-7-1) at Miami (6-4)	Dec. 6, 1 p.m. ET
CLEVELAND (7-3) at Tennessee (7-3)	Dec. 6, 1 p.m. ET

BROWNS COMMUNICATIONS STAFF

PETER JOHN-BAPTISTE, SENIOR VICE PRESIDENT, COMMUNICATIONS

pjohn-baptiste@clevelandbrowns.com, (440) 891-5015

DAN MURPHY, DIRECTOR, FOOTBALL COMMUNICATIONS

dmurphy@clevelandbrowns.com, (440) 824-3659

ROB MCBURNETT, DIRECTOR, COMMUNITY & CORPORATE COMMUNICATIONS

rmcburnett@clevelandbrowns.com, (440) 824-6175

MIKE ANNARELLA, COORDINATOR, COMMUNICATIONS

mannarella@clevelandbrowns.com, (440) 891-5096

DOMINIQUE PAGE, COORDINATOR, COMMUNICATIONS

dpag@elevelandbrowns.com, (440) 891-5025

KAYLEE WOODWARD, INTERN, COMMUNICATIONS

kwoodward@clevelandbrowns.com, (301) 785-6951

UP NEXT



The Browns (7-3) will make their way to Nashville, Tenn. for a clash with the Tennessee Titans (7-3). The game airs on CBS, Sun., Dec. 6 at 1 p.m. ET and this will be the teams' first outing since the Titans beat the Browns in the 2019 season opener, 43-13.

HOW THEY COMPARE


**KEVIN
STEFANSKI**

**DOUG
MARRONE**
KEVIN STEFANSKI: 7-3, FIRST SEASON AS A HEAD COACH, FIRST WITH THE BROWNS.

On January 13, 2020, the Cleveland Browns announced the hiring of Kevin Stefanski as the 18th full-time head coach in franchise history. The 38-year old spent the past 14 seasons in various roles with the Minnesota Vikings. Prior to Cleveland, Stefanski joined the Vikings in 2006 as an assistant to the head coach and elevated up the coaching ladder, serving as assistant quarterbacks coach (2009-13), tight ends (2014-15) and lone season (2016) coaching running backs. From 2017-18, he coached the quarterbacks and added the role of interim offensive coordinator for the final three games in 2018 before being named the team's offensive coordinator in 2019. Stefanski played defensive back at University of Pennsylvania.

DOUG MARRONE: 40-54, 6TH SEASON AS A HEAD COACH, 4TH WITH THE JAGUARS.

Doug Marrone has been the head coach of the Jacksonville Jaguars since being appointed to the position on January 9, 2017 after serving as interim head coach for the final two games in 2016, making him the fifth head coach in the franchise's history. Marrone started his coaching career in the college for multiple schools prior to entering the NFL coaching ranks as offensive line coach for the New York Jets 2002-05. He then later went on to become offensive coordinator & offensive line coach for the New Orleans Saints from 2006-09, Buffalo Bills head coach (2013-14) and assistant head coach & offensive line coach for the Jaguars from 2015-16. Marrone also spent time as an offensive lineman in the NFL with the Miami Dolphins (1987) and Saints (1989).

2020 NFL REGULAR SEASON RANKINGS

	BROWNS	JAGUARS
Points PG	23.8 (18t)	20.2 (28)
Total YPG	345.4 (23)	327.0 (27)
Rushing YPG	156.8 (3)	97.3 (28)
Passing YPG	188.6 (30)	229.7 (22)
Points APG	26.1 (19)	29.8 (30)
Total Defensive YPG	352.9 (14)	411.3 (30)
Rushing Defensive YPG	105.0 (8)	129.1 (24)
Passing Defensive YPG	247.9 (21)	282.2 (29)
Turnover Ratio	+6 (4t)	-6 (28t)

HEAD TO HEAD

A head-to-head look at each teams' top offensive and defensive weapons:

PASSING

QB	Cmp	Att	Yds	TD	Int	Rate
Gardner Minshew	176	267	1,855	13	5	94.4
Baker Mayfield	161	265	1,850	15	7	89.7

RUSHING

RB	Att	Yds	Avg	TD
James Robinson	172	762	4.43	5
Kareem Hunt	147	644	4.38	4

RECEIVING

WR	Rec	Yds	Rec/G	TD
D.J. Chark	41	534	4.6	4
Jarvis Landry	38	471	3.8	0

TACKLES

Player	Asst	Solo	Tot
Joe Schobert	34	50	84
B.J. Goodson	23	46	69

SACKS

Player	Sacks
Myles Garrett	9.5
Josh Allen	2.5

PASS DEFENSES

Player	PD
Denzel Ward	15
Sidney Jones	9

INTERCEPTIONS

Player	Int
Denzel Ward	2
B.J. Goodson	2
Sidney Jones	2

NOTABLE CONNECTIONS

- Browns S **Ronnie Harrison Jr.** was drafted by the Jaguars in the third round (93rd overall) of the 2018 NFL Draft. Harrison spent two seasons in Jacksonville, appearing in 28 games.
- Browns special teams coordinator **Mike Priefer** was assistant special teams coach in Jacksonville in 2002.
- Browns SVP of Player and Health Development **Joe Sheehan** spent his first nine years in the league as a member of the Jaguars athletic training staff.
- Browns LB **Malcolm Smith** spent part of the 2019 season with the Jaguars and LS **Charley Hughlett** was with the Jaguars for part of the 2014 offseason.
- Jaguars strength and conditioning coordinator **Tom Myslinski** had two stints as a member of the Browns strength and conditioning staff (2003-04 and 2007-09). Myslinski played for the Browns during the 1992 season.
- Jaguars RBs coach **Terry Robiskie** was on the Browns coaching staff from 2001-06 and spent the 2004 season as offensive coordinator before being named interim head coach late in the season.
- Jaguars OL coach **George Warhop** served in the same capacity for the Browns from 2009-13.
- Jaguars TEs coach **Ron Middleton** (1989), WRs coach **Keenan McCardell** (1992-95) and assistant strength and conditioning coach **Cedric Scott** (2002) played for the Browns.
- Jaguars LB **Joe Schobert** was originally drafted by Cleveland in the fourth round (99th overall) of the 2016 NFL Draft. Schobert appeared in 61 games with the Browns.
- Jaguars DT **Daniel Ekuale** was with the Browns in 2018-19 seasons and spent the 2020 preseason in Cleveland.
- Browns defensive quality control coach **Stephen Bravo-Brown** (North Lauderdale), S **Ronnie Harrison Jr.** (Tallahassee), LS **Charley Hughlett** (Tampa), DE **Joe Jackson** (Homestead), CB **Robert Jackson** (Fort Meyers), RB **D'Ernest Johnson** (Immokalee), S **Karl Joseph** (Orlando), K **Cody Parkey** (Jupiter), S **Sheldrick Redwine** (Miami) and DE **Olivier Vernon** (Miami) are Florida natives.
- Browns TE **Harrison Bryant** (Florida Atlantic), LS **Charley Hughlett** (Central Florida), DE **Joe Jackson** (Miami), RB **D'Ernest Johnson** (South Florida), TE **David Njoku** (Miami), S **Sheldrick Redwine** (Miami) and DE **Olivier Vernon** (Miami) played collegiately in Florida.
- Browns DL coach **Chris Kiffin** was defensive coordinator at Florida Atlantic in 2017.
- Jaguars offensive coordinator **Jay Gruden** (Tiffin), DT **DaVon Hamilton** (Pickerington), assistant special teams coordinator **Mike Mallory** (Bowling Green), OL **Andrew Norwell** (Cincinnati), CB **Josiah Scott** (Hamilton), DE **Dawuane Smoot** (Groveport) and S **Jarrold Wilson** (Akron) are natives of Ohio.
- Jaguars GM **David Caldwell** (John Carroll), DT **Doug Costin** (Miami), DT **DaVon Hamilton** (Ohio State) and OL **Andrew Norwell** (Ohio State) played collegiately in Ohio.
- Browns OL coach **Bill Callahan** (2015-19) coached with Jaguars offensive assistant **Chris O'Hara** (2017-19) in Washington during which time Jaguars offensive coordinator **Jay Gruden** was the head coach (2014-19). Callahan took over as interim head coach in Week 6 of the 2019 season.
- Browns LBs coach **Jason Tarver** (2001-10), Jaguars OL coach **George Warhop** (2005-08) and QBs coach **Ben McAdoo** (2005) all spent time with the 49ers.
- Browns offensive coordinator **Alex Van Pelt** (2012-17) coached in Green Bay with Jaguars QBs coach **Ben McAdoo** (2006-13).
- Jaguars DE **Adam Gotsis** (2016-19) played for the Broncos with Browns FB **Andy Janovich** (2016-19) and QB **Case Keenum** (2018). Jaguars special teams coordinator **Joe DeCamillis** (2015-16) and Browns defensive coordinator **Joe Woods** (2015-18) coached in Denver during this time.
- Browns offensive coordinator **Alex Van Pelt** (2018-19) was the QBs coach in Cincinnati when Jaguars WR **Tyler Eifert** (2013-19) played for the team.
- Browns RB **Kareem Hunt** (2017-18) and CB **Terrance Mitchell** (2016-17) played in Kansas City with Jaguars WR **Chris Conley** (2015-18). Mitchell also played with Jaguars TE **James O'Shaughnessy** (2015-16).
- Jaguars DE/LB **K'Lavon Chaisson** (2017-19) and WR **DJ Chalk Jr.** (2015-17) played with Browns LB **Jacob Phillips** (2017-19) at LSU.
- Browns RB **Nick Chubb** (2014-17) played one season at Georgia with Jaguars WR **Chris Conley** (2011-14).
- Browns CB **Denzel Ward** (2015-17) played with Jaguars DT **DaVon Hamilton** (2016-19) at Ohio State.
- Browns OL **B.J. Goodson** (2012-15) and Jaguars OL **Tyler Shatley** (2009-13) both played at Clemson (2009-13).
- Browns WR **Donovan Peoples-Jones** (2017-19) played at Michigan with Jaguars CB **Brandon Watson** (2015-18).
- Jaguars OL **Cam Robinson** (2014-16) played with Browns S **Ronnie Harrison Jr.** (2015-17) and LB **Mack Wilson** (2016-18) at Alabama.
- Browns defensive quality control coach **Stephen Bravo-Brown** and Jaguars OL **Brandon Linder** both played high school football at St. Thomas Aquinas and graduated in 2010.

SERIES HISTORY

GAME RESULTS VERSUS THE JACKSONVILLE JAGUARS

Date		Result	Score
Jacksonville Jaguars	10/22/1995	L	15-23
at Jacksonville Jaguars	12/24/1995	L	21-24
at Jacksonville Jaguars	10/17/1999	L	7-24
Jacksonville Jaguars	12/19/1999	L	14-24
Jacksonville Jaguars	9/3/2000	L	7-27
at Jacksonville Jaguars	12/3/2000	L	0-48
at Jacksonville Jaguars	9/30/2001	W	23-14
Jacksonville Jaguars	12/16/2001	L	10-15
at Jacksonville Jaguars	12/8/2002	W	21-20
Jacksonville Jaguars	12/4/2005	L	14-20
at Jacksonville Jaguars	10/26/2008	W	23-17
Jacksonville Jaguars	1/3/2010	W	23-17
at Jacksonville Jaguars	11/21/2010	L	20-24
Jacksonville Jaguars	11/20/2011	W	20-14
Jacksonville Jaguars	12/1/2013	L	28-32
at Jacksonville Jaguars	10/19/2014	L	6-24
Jacksonville Jaguars	11/19/2017	L	7-19

Regular Season Totals	5-12-0	.294
Home	2-7-0	.222
Away	3-5-0	.375

WHAT TO LOOK FOR THIS WEEK

TEAM

- With a win, the Browns' overall record will be 8-3, the best start by the team since it started 9-2 in the 1994 season.
- With a win, will be 3-0 against AFC South opponents this season for the first time since 1988.

QB BAKER MAYFIELD

- One passing touchdown away from 65 in his career.
- With a passing touchdown, will pass Cam Newton (64) and two will pass Jared Goff (65) for most career touchdowns by a No. 1 overall pick in his first three years.
- Needs three touchdown passes to pass Otto Graham for the most passing touchdowns in a Brown's first three years.
- One touchdown will list him at No. 6 for most passing touchdowns by a Browns player.

WR JARVIS LANDRY

- Looks to extend active streak of consecutive games with at least a pair of receptions to 106.
- Four rushing yards from 200 in his career.

DT SHELDON RICHARDSON

- One forced fumble away from 10 in his career.

RB KAREEM HUNT

- 26 yards away from 3,000 career rushing yards

CB DENZEL WARD

- Three PDs from 40 in his career.

THE LAST TIME VS. THE JAGUARS



**JAGUARS 19
BROWNS 7**
Nov. 19, 2017

FirstEnergy Stadium, Cleveland, Ohio..



TEAM	1	2	3	4	F
Jacksonville	7	3	0	9	19
Cleveland	0	7	0	0	7

SCORING SUMMARY

TEAM Q TIME PLAY

Jaguars	1	6:54	M.Lewis 10 yd. pass from B.Bortles (J.Lambo kick) (4-33, 1:42)
Jaguars	2	14:14	J.Lambo 38 yd. Field Goal (8-47, 3:33)
Browns	2	11:28	D.Johnson 27 yd. pass from D.Kizer (Z.Gonzalez kick) (5-66, 2:46)
Jaguars	4	3:31	J.Lambo 39 yd. Field Goal (8-31, 4:52)
Jaguars	4	1:14	T.Smith fumble recovery in end zone (run failed)

TEAM STATISTICS


	JAX	CLE
FIRST DOWNS:	15	11
TIME OF POSSESSION:	36:55	23:05
TOTAL NET YARDS: (RU/PA):	284 (139/145)	184 (50/134)
SACKS/YARDS	5/45	2/9
PUNTS/AVERAGE:	9-39.3	8-47.0
PENALTIES/YARDS:	6-40	0-0
FUMBLES/LOST:	5/1	5/3

INDIVIDUAL STATISTICS

PASSING: JAX: B.Bortles 17-30-154 (TD); CLE: D.Kizer 16-32-179 (TD, 2 INT).

RUSHING: JAX: L.Fournette 28-111, T.Yeldon 5-15, C.Ivory 6-6, B.Bortles 4-4, T.Bohanon 1-3; CLE: D.Kizer 5-22, I.Crowell 11-18, D.Johnson 2-10.

RECEIVING: JAX: M. Lee 5-45, D.Westbrook 3-35, K.Cole 3-24, M.Lewis 2-26, L.Fournette 2-7, J.O'Shaughnessy 1-12, T.Yeldon 1-5; CLE: C.Coleman 6-80, D.Johnson 4-56 (TD), K.Britt 2-5, R.Louis 1-15, D.Njoku 1-13, S.DeValve 1-5, M.Daves 1-5.



PROBABLE STARTERS

OFFENSIVE STARTERS

WR JARVIS LANDRY Continued longest active NFL streak with at least two receptions in a game to 105 with two catches both for a first down in Week 11 vs. Phi...Leads team in catches with 38 and receiving yards (471) this season...Snagged his 600th career reception Week 10 vs. Hou, becoming only one of eight players in league history to accomplish feat in 105 games or less...Five-time Pro Bowl selection (2015-19)...Browns 2019 Walter Payton Man of the Year.

LT JEDRICK WILLS JR. Week 10 NFL Rookie of the Week has started at LT every game this season, while playing all offensive snaps since Week 2, opening holes for RB Nick Chubb to lead the league in rushes for 20-plus yards with seven...10th overall pick by the Browns in the 2020 NFL Draft out of Alabama.

LG JOEL BITONIO Longest-tenured Brown part of an offensive line that has helped QB Baker Mayfield pass Sam Bradford (9,378) for the ninth-most passing yards by a No.1 overall pick in his first three years (9,402)...Started every game this season at LG and has not missed an offensive snap since 2016...Started all 89 games appeared in since being drafted by the Browns in the second round (35th overall) of the 2014 NFL Draft.

C JC TRETTER Has played 100% of offensive snaps since joining the Browns in 2017...Made 68th career start in 89 games Week 11 vs. Phi...Part of an offensive line that created space for RBs Nick Chubb and Kareem Hunt to rush for over 100 yards and five-plus yards per carry in Week 10 matchup vs. Hou...Signed three-year contract extension mid-2019 season...Voted NFLPA President in 2020.

RG WYATT TELLER Second game back vs. Phi after being inactive (calf) Weeks 6-8...Has started 23 of 30 career games...Part of an offensive line to help RB Nick Chubb rank sixth in the league with 20 rushing attempts for 10 or more yards...Fifth-round pick by the Bills in the 2018 NFL Draft...Acquired by the Browns in a trade from Buffalo in September 2019.

RT JACK CONKLIN Made 66th career start Week 11 vs. Phi...Has started eight games at RT this season after being active (DNP) Week 2 vs. Cin (ankle/finger)...Helped create space for RB Kareem Hunt to tie for fifth in the league with 351 rushing yards after contact this season...Five postseason games started with his 66 games played...Signed to the Browns this offseason as an unrestricted free agent...Eighth overall pick by the Titans in the 2016 NFL Draft.

TE AUSTIN HOOPER Three catches for 33 yards in Week 11 matchup vs. Phi...Inactive Weeks 7-8 (appendectomy)...26 receptions for 249 yards and a touchdown this season...Signed by the Browns as an unrestricted free agent in 2020...Has 36 starts in 67 games and started three of five playoff games...Two-time Pro Bowl selection (2018-19)...Originally a third-round (81st overall) selection by the Falcons in 2016.

WR RASHARD HIGGINS Tallied 65 receiving yards on three catches Week 11 vs. Phi...Season-high six receptions for a career-high 110 receiving yards (led game) Week 7 at Cin...18 catches for 290 yards and two touchdowns in 2020...Made first start of season Week 5 vs. Ind and grabbed first touchdown after being inactive (coach's decision) Weeks 3-4...62 games played (seven starts)...94 receptions for 1,306 yards and nine touchdowns in career...Fifth-round selection (172nd overall) by the Browns from Colorado State in 2016.

QB BAKER MAYFIELD Won his 13th game as a starter at FirstEnergy Stadium Week 11 vs. Phi, tying Bernie Kosar for the most home wins by a Browns starting QB in his first three years...Passed Otto Graham (403) for the fifth-most completions by a Brown at home with 407...Season numbers include 1,850 yards on 161 of 265 passing, 15 touchdowns and a 89.7 QB rating...First overall selection by the Browns in the 2018 NFL Draft...Has started 38 of 39 games played.

RB NICK CHUBB Attained 3,000 career rushing yards (3,065) after recording a game-high 114 rushing yards on 22 attempts vs. Phi...29 career games of 50-or-more scrimmage yards...He (124) and RB Kareem Hunt (104) became first duo of Browns teammates to reach 100 rushing yards in the same game since Ernie Green (103) and Leroy Kelly (113) in 1966...Leads league with eight rushes for 20-plus yards...2019 Pro Bowl starter...Second-round (35th overall) pick in the 2018 NFL Draft by the Browns.

TE HARRISON BRYANT Has played in every game (six starts)...Career-high two touchdown catches for 56 yards Week 7 at Cin...Two-touchdown performance at Cin was first multi-TD game by a Browns rookie TE since Harry Holt scored two on Dec. 18, 1983...Scored first NFL touchdown on a three-yard pass vs. Was...15 catches for 151 yards and three touchdowns this season...2020 John Mackey Award winner...Fourth-round pick by the Browns from Florida Atlantic.

OFFENSIVE RESERVES

TE STEPHEN CARLSON Appeared in every game this season, with first start of season Week 7 at Cin...Tied for fourth in league with sixth solo special teams stops...Scored a two-point conversion after a recovered blocked PAT Week 4 at Dal...Elevated to active roster after spending first eight weeks of the 2019 season on the Browns' practice squad.

C NICK HARRIS Active every game this season, but did not see game action Weeks 1-2...Fifth-round selection by the Browns in the 2020 NFL Draft...Started 40 of 50 games for his career at Washington...First team All-Pac-12 in 2018 and 2019.

RB DONTRELL HILLIARD Inactive (coach's decision) Week 10 and 11...Set a career high with 29 rushing yards Week 6 at Pit...Undrafted free agent signed by the Browns out of Tulane in 2018...Browns primary kick returner for the 2019 season...Elevated to active roster after spending first three weeks of the season on the Browns' practice squad.

PROBABLE STARTERS

WR KHADAREL HODGE Third-year receiver caught a career-long 42 yard reception and set a career high with a team leading three receptions for 73 yards Week 11 vs. Phi...Inactive (hamstring) Weeks 5-7...Has six catches for 124 yards this season...36 regular season games and one postseason contest appearances over three-year career.

RT CHRIS HUBBARD Four starts this season (Weeks 2, 6-8)...Played all offensive snaps Week 7 at Cin and 8 vs. LV...Saw game action in Weeks 3-4 after being inactive (ankle) Week 1 at Bal...Has played in 76 regular season games and six postseason contests and has taken snaps as an extra offensive lineman/tight end, right guard and right tackle.

RB KAREEM HUNT Set a season-high 104 rushing yards vs. Hou... Currently leads team and ninth in the NFL with 644 rushing yards... Tied for second in AFC with eight total touchdowns among non-QBs (four rec, four rush) and is tied for eighth in the NFL with 36 rushing first downs...Also 22 receptions for 151 yards and four TDs (team lead and tied for league high among RBs)...Originally drafted by the Chiefs in the third round (86th overall) of the 2017 NFL Draft.

FB ANDY JANOVICH Appeared at FB in nine games this season...Rushed for a career-high two attempts for four yards Week 5 vs. Ind... Traded to the Browns this offseason from Denver in exchange for a 2021 seventh-round pick...Has appeared in 58 games.

RB D'ERNEST JOHNSON Became part of a group that established Browns history with three players rushing for 70+ yards in a game after setting a career-high 13 carries for 95 yards at Dal...Spent Weeks 1-3 mostly on special teams...Signed to the Browns as an undrafted free agent last season after spending time as a member of the Orlando Apollos of the Alliance of American Football league in 2019.

QB CASE KEENUM Eighth-year veteran saw only action of season and threw 5 for 10 on 46 yards Week 6 at Pit...Active, but did not play in every other game except Week 6...Signed to the Browns as an unrestricted free agent in March...Appeared in 68 regular season games (62 starts) and two postseason games (both starts).

T KENDALL LAMM Saw action in every game since Week 2...Missed 12 games last season due to injury (knee)...Five-year veteran who has appeared in 65 career games (26 starts) between the Texans (2015-18) and the Browns (2019-20).

WR DONOVAN PEOPLES-JONES Primary returner for Browns tallied first receiving touchdown Week 7 at Cin (game-winner)...Made NFL debut and first career start Week 4 at Dal after being inactive (coach's decision) Weeks 1-3...18 kick returns for 378 yards on the season...Five catches for 72 yards and a touchdown this season... Selected by the Browns in the sixth round (187th overall) of the 2020 NFL Draft...Two-time All-Big Ten selection as a wide receiver (2018-19).

WR TAYWAN TAYLOR Fourth-year pro has seen action in Weeks 6 and 8...Inactive (coach's decision) Weeks 5, 7, and 10-11...Spent first four weeks on Browns' practice squad...Acquired by the Browns in a trade with the Titans August 31, 2019.

DEFENSIVE STARTERS

DE MYLES GARRETT Tied for league led in sacks with 9.5 this season... Four games with a strip-sack this season...His nine or more sacks in three straight seasons in the first nine games rank first in history...135 tackles (97 solo), 40.0 sacks, 79 QB hits, 10 fumbles forced (most by a Brown since 2000) and three recovered since entering the league as the first overall pick by the Browns in the 2017 NFL Draft...2018 Pro Bowler and second-team All-Pro.

DT SHELDON RICHARDSON 42 tackles (leads NFL among DL), 3.5 sacks (second on team) and two passes defended this season...30.0 career total sacks after collecting split sacks Week 10 vs. Hou... Played in 114 career games, starting 110...Career numbers include 436 tackles (261 solo), 30.0 sacks, one interception and nine forced fumbles...2014 NFL Defensive Rookie of the Year after being selected by the Jets in the first round of the 2013 NFL Draft.

DT LARRY OGUNJOBI 28 tackles, a sack, three tackles for loss and a forced fumble this season...Third-round selection (65th overall) by the Browns in 2017 and first-ever player drafted in the NFL out of Charlotte...Has produced 154 tackles (99 solo), 12.5 sacks and two forced fumbles in four-year career.

DE OLIVIER VERNON Nine-year vet notched three sacks, a safety, five tackles and a pass defended Week 11 vs. Phi...Inactive (abdomen) Weeks 2-3...21 tackles, 5.0 sacks, a pass defended and a fumble recovery this season...Joined Browns via trade from NYG in 2019... Second-team All-Pro honors in 2016...Started 102 of 121 career games, tallying 370 tackles, 59.5 sacks, four forced fumbles and three fumbles recovered.

WILL MACK WILSON Reached 100th career tackle in Week 10 contest vs. Hou...Appeared in eighth game Week 11 vs. Phi after being inactive (knee) first two games...23 tackles and a passes defended this season...Fifth-round pick (155th overall) by the Browns in 2019...Has 104 tackles, one sack, one interception, eight passes defended and a special teams stop in career.

MIKE B.J. GOODSON Team leader in tackles with 69...Tied for team-best two interceptions this season (tied for second in league lead amongst LBs)...Also has a half-sack, four passes defended and a fumble recovery on the season...Previously spent time with NYG (2016-18) and GB (2019)...Started 38 of 61 career games played, one start in three career postseason contests...Signed to the Browns as an unrestricted free agent this offseason.

SAM SIONE TAKITAKI Started at SAM and recorded his first interception and pick-six of career Week 11 vs. Phi...Eight starts at SAM this season...36 tackles (22 solo) and a pick-six this season...First on team and third in league with seven solo special teams tackles... Third-round pick in the 2019 NFL Draft by the Browns.

PROBABLE STARTERS

CB DENZEL WARD Leads NFL with 15 passes defended (career-high)...38 tackles, two interceptions, 15 passes defended and a forced fumble this season...Fourth overall pick by the Browns in the 2018 NFL Draft...37 passes defended are tied for sixth in the league since 2018...Has collected 135 tackles, seven interceptions (seven against AFC foes), a returned interception touchdown, 37 passes defended, one forced fumble and three fumble recoveries in three-year career.

CB TERRANCE MITCHELL Made 32nd career start Week 11 vs. Phi...Fourth on team in tackles with 43...Compiled 184 tackles, one sack, seven interceptions, 46 passes defended, three forced fumbles and a fumble recovery over seven-year career for Chicago (2014-15), Dallas (2015), Kansas City (2016-17) and Cleveland (2018-20).

S RONNIE HARRISON JR. 30 tackles, a sack, a pick-six and six passes defended (third on team) this season...Recorded a season-high 10 tackles Week 8 vs. LV...Inactive (concussion) Week 6 at Pit...Finished with an interception returned for a touchdown, two passes defended and two tackles Week 5 vs. Ind...Traded from Jacksonville in exchange for a 2021 fifth-round pick.

S ANDREW SENDEJO Second on team in tackles with 52, also adding a forced fumble...Nine starts this season...Signed by the Browns as an unrestricted free agent in 2020...Started 71 of 119 regular season games with three starts in six postseason appearances.

DEFENSIVE RESERVES

DE ADRIAN CLAYBORN Spent time on the defensive side of the ball in nine games this season...Collected a season-high 1.5 sacks and first forced fumble of the season vs. Phi...Inactive (hip) Week 4 at Dal...10 tackles, 3.5 sacks, one forced fumble and three tackles for loss this season...52 starts in 119 career games between the Buccaneers (2011-14), Falcons (2015-17, 2019), Patriots (2018) and Browns (2020)...Played in six postseason games with two starts...Signed by the Browns as an unrestricted free agent in April.

LB TAE DAVIS Spent most time on special teams in every game played, adding two special teams stops...Inactive (elbow) Weeks 4-5 and 11...Claimed by the Browns via waivers mid-2019 season...Also appeared in four games with one start with the Giants to start the 2019 season...Entered the league as an undrafted free agent in 2018.

DT JORDAN ELLIOTT Appeared in every matchup this season, compiling nine tackles...Selected by the Browns in the third round (88th overall) of the 2020 NFL Draft from Missouri...Landed on the All-SEC first team (Associated Press) and the All-SEC second team (coaches) in 2019.

DE PORTER GUSTIN Started third game of season at DE vs. Phi...22 tackles, one sack two tackles for loss and two quarterback hits in two-year career...Elevated from the Browns' practice squad late last season...Appeared in six games and registered his first sack in 2019.

DE JOE JACKSON Inactive (coach's decision) past five games...Five tackles and one fumble recovery this season...Compiled a career-high three tackles Week 2 vs. Cin, while also adding first-ever fumble recovery...Originally selected by the Cowboys in the fifth-round (165th overall) of the 2019 NFL Draft.

CB ROBERT JACKSON Inactive (coach's decision) Weeks 10-11...Contributed on special teams in four games this season, tallying one special teams stop...Originally signed by the Indianapolis Colts as an undrafted free agent in 2018.

CB KEVIN JOHNSON 24 tackles, half-sack, one pass defended and a forced fumble this season...Inactive (liver) Weeks 1-2...Drafted by the Houston Texans in the first round (16th overall) of the 2015 NFL Draft...Started 21 of 59 career regular season games and both postseason contests played in.

S KARL JOSEPH 28 tackles, an interception, a fumble recovery and two passes defended this season...Inactive (hamstring) Weeks 5-6...Career totals include 56 games with 45 starts, 275 tackles, three sacks, five interceptions, 17 passes defended, one forced fumble and four fumble recoveries...Signed to the Browns as an unrestricted free agent in March...First-round pick (14th overall) by the Oakland Raiders in the 2016 Draft.

LB ELIJAH LEE Claimed via waivers by the Browns during Week 8, tallying one special teams stop in first game as a Brown Week 10 vs. Hou...Has played in 44 career games for the 49ers (2017-19) and Lions/Browns (2020), tallying 66 tackles and two forced fumbles...Selected in the seventh round (232 overall) of the 2017 NFL Draft.

S JOVANTE MOFFATT Inactive (coach's decision) in five games...Spent time on special teams this season...Signed by the Browns as an undrafted free agent in 2020 and spent the first three weeks of the season on the team's practice squad...Appeared in 55 career games, posting 313 tackles, five interceptions, 17 passes defended, two forced fumbles and one fumble recovery at Middle Tennessee State.

LB JACOB PHILLIPS Inactive (knee) Weeks 2-3, 6-8 and 10 this season...Made NFL debut and first start Week 1 at Bal...Four tackles on the season...Selected by the Browns in the third round (97th overall) of the 2020 NFL Draft...At LSU, played in 39 games with 26 starts, including all 15 games in 2019.

S SHELDRICK REDWINE Secured first career half-sack and first start of season Week 6 at Pit...Tallied first career interception and a special teams stop Week 5 vs. Ind...Nine tackles, half-sack, and one interception in 2020...Selected by the Browns in the fourth round (119th overall) of the 2019 NFL Draft.

LB MALCOLM SMITH 45 tackles (third on team), two passes defended and one interception this season...Super Bowl XLVIII MVP...Has 327 career tackles, 10 forced fumbles, 6.0 sacks, five interceptions and three fumble recoveries...114 regular season games played (54 starts) and nine postseason with three starts...Served stints in Seattle (2011-14), Oakland (2015-16), San Francisco (2017-18), Jacksonville (2019) and Dallas (2019).

PROBABLE STARTERS

CB M.J. STEWART JR. Saw action in every game this season on defense and special teams, compiling six tackles and third on team with four solo special teams stops...Registered first career sack Week 4 at Dal...Claimed via waivers by the Browns during training camp...Six starts in 29 career games...Second-round selection (53rd overall) by the Buccaneers in the 2018 NFL Draft.

DT VINCENT TAYLOR Appeared in nine games this season, making first career start Week 5 vs. Ind and gathered six tackles and a fumble recovery...Spent 2019 with the Bills after two seasons with the Dolphins...Sixth-round (194th overall) pick by the Dolphins in 2017...For his career, has seen action in 30 games with 59 tackles, two sacks and three blocked field goals.

CB TAVIERRE THOMAS Tied for fourth in the NFL and tied for second on team with six solo special teams tackles...Started Weeks 2-4 this season...Career-high nine tackles Week 2 vs. Cin and first career sack Week 1 at Bal, while adding four tackles...17 tackles, a sack, fumble recovery this season...Claimed via waivers by the Browns on Sept. 2, 2018...Originally signed to the Arizona Cardinals as an undrafted free agent in 2018.

SPECIAL TEAMS

P JAMIE GILLAN 10 punts inside 20 and 33 punts with a net punt average of 38.4 this season...Set Browns single-season net punting record with a 41.6 average in 2019...One of two undrafted free agents selected to the 2019 PFWA All-Rookie team...Signed by the Browns as an undrafted free agent in 2019.

K CODY PARKEY Seventh-year kicker 24 for 25 on XPs and also 13 for 15 on FGs this season...Elevated to the Browns' active roster after spending Week 1 on the Browns' practice squad...Originally signed by the Eagles as an undrafted free agent in 2014, also had stints with the Browns in 2016 (playing in 14 contests), Dolphins (2017), Bears (2018) and Titans (2019)...Has appeared in 75 career games and has a combined 113 of 133 on field goal attempts.

LS CHARLEY HUGHLETT Handled Browns long snapping duties in every game since 2015 in a total of 90 games played...Has logged a total of 20 career special teams stops, most recent Week 6 at Pit...Signed to the Browns' active roster from the Chiefs' practice squad on Dec. 24, 2014.

BILL WILLIS COACHING FELLOWSHIP

The Browns created the Bill Willis Coaching Fellowship in 2020, which is intended for a rising minority coach with a focus on the offensive side of the ball. In the program, the coach spends a full season with Cleveland's coaching staff and assist coaches with week-to-week game plans and talent evaluations. The fellowship also provides the coach with a plethora of resources to network with other coaches, gain valuable knowledge on the implementation of NFL-level coaching methods and improve their path to a professional coaching career.

The team created the fellowship to provide opportunities and experience to minority coaches, who have historically faced barriers in their pursuit of entry-level positions and promotions. The fellowship was named after Willis, who along with teammate Marion Motley, overcame many obstacles to become two of the first African-American professional football players in the modern era. Willis played with the Browns from 1946-53 and was enshrined into the Pro Football Hall of Fame in 1977.

Ashton Grant was named the first-ever recipient of the Bill Willis Coaching Fellowship on July 14, 2020.

CATCHING FIRE

- The team's 156.8 rushing yards per game are the **third most in the NFL**. The mark is also the **most by a Browns team since 1977**.
- The Browns are **fifth in team rushing average** (4.92), first in the AFC. The average is currently the **sixth highest by any Browns team** in history.
- The Browns are **third in rushing yards** with 1,568. The total is the **most by a Browns team** through the first 10 games of a season since 1976.
- The Browns scored a touchdown 67.7 percent of the time they entered the red zone this season (21 of 31), **the eighth-best percentage in the NFL**.
- The Browns are **tied for fifth in the NFL** with 84 rushing first downs. The total is the **most by a Browns team** through the first 10 games of a season since 1991.
- The Browns' 30.6 first-down percentage is the **tied for the highest percentage by the team since 1963**.
- With 238 total points this year, the total is **most by a Browns team** through the first 10 games of a season since 2007.
- The Browns' 26 scrimmage touchdowns are **the most by a Browns team** through the first 10 games of a season since 2007.
- The club's 203 total first downs are **tied for the most by a Browns team** through 10 games since 1991.
- The team's 23.8 points-per-game average is the **highest mark by the team since 2007**.

THAT'S A PLUS

- The Browns currently rank **tied for fourth in the NFL with a +6 turnover differential**. The team has posted 17 takeaways (nine interceptions and eight fumble recoveries), while giving up seven interceptions and four fumbles.
- The Browns are **7-0** this season when they don't lose the turnover battle.
- The +6 turnover differential is the **best mark by the team** through 10 games since 2018 (+12).

#FTW


- The club's 7-3 record is the **best start** by a Browns team since 1994 (8-2).
- At 7-3, HC Kevin Stefanski is off to the **best start by a new Browns head coach since Bud Carson in 1989 (7-3)**.
- Stefanski's 7-3 record is the **best among all new head coaches** in the NFL this season.
- The 2020 Browns have **defeated opponents from three different divisions** (AFC North, AFC South and NFC East).
- This is the first time a first-year Browns head coach has begun his tenure **5-1 at home** since the team's inaugural season in 1946 with Paul Brown (5-1).
- The Browns are 2-0 against the AFC South for the **first time since 2002**, when Cleveland finished 3-1 against the division.
- The Browns are **4-1** in 2020 when they score first.

HOME SWEET HOME

- The Browns are 5-1 at home for the **first time since 2007 and second time since 1999**.
- They also rank **fourth** in the league with 161.0 rushing yards per game at home.
- The Browns offense is averaging 30.1 percent of plays resulting in a first down at home, ranked **first** in team history since 1991.
- Since 2019, the team is averaging 137.2 rushing yards per game at home, ranked **sixth** in the NFL, and is averaging 137.3 rushing yards per game at home since 2018, ranked **fifth**.
- The Browns have only been sacked 21 times at home since last year (**fifth-lowest mark in the NFL**) and seven times this year (**tied for the fifth-lowest mark in the NFL**).



- The 2020 Browns are tied for sixth in the NFL for games with 30-plus points with five.
- The team's three home games in which it scored at least 30 points is tied for the third most in the NFL this season. The three games are also the most by a Browns team in a season since 2007 (three). The 2020 Browns also posted the three games of 30-plus points at home in the first five games of the season, the first time that's been done in team history.
- The Browns' pair of games with at least 30 points on the road this year are the most through eight games since 1989 (two).
- With six games remaining, the five 30-plus-point games are already tied for the 11th-highest total in team history.
- The team's five games with 30-plus points are the most by the team in a single season since 1987 (six).
- The five games of 30 or more points are tied for the third-highest mark through the first 10 games of the season.
- Earlier in 2020, the Browns scored at least 30 points in four consecutive games (Weeks 2-5) for the first time since 1968 (seven games, Weeks 6-12). The streak of four games with at least 30 points is still tied for the second-longest streak in the league so far this season. The streak was the seventh time in history the Browns reached that streak and was the first time since 1968.



A LOOK AT THE BROWNS' 2020 DEFENSIVE RANKINGS AROUND THE NFL

- **17 TAKEAWAYS, TIED FOR SECOND**
 - *The Browns are 5-0 when they force two or more turnovers in a game this year and 6-1 when they have just one takeaway.*
 - *The 2020 Browns, 1997 Kansas City Chiefs, 1996 New York Giants and 1947 Pittsburgh Steelers are the only teams in history to register a pick-six and a safety in multiple single-season games.*
- **8 OPPONENT FUMBLE RECOVERIES, TIED FOR FOURTH**
Ranked tied for fifth by a Browns team since 1991 (Games 1-10).
- **11 FORCED FUMBLES, TIED FOR SECOND**
Ranked tied for seventh by a Browns team since 1991 (Games 1-10).
- **62 POINTS OFF TURNOVERS, SIXTH**
Ranked third by a Browns team since 2000 (Games 1-9).
- **105.0 OPPONENT RUSHING YARDS PER GAME, EIGHTH**
Ranked ninth in team history.
- **1,050 RUSHING YARDS AGAINST, SEVENTH**
Ranked third by a Browns team since 1991 (Games 1-10).
- **4.01 RUSHING AVERAGE AGAINST, TIED FOR EIGHTH**
Ranked fifth by a Browns team since 1991.
- **27 SACKS, TIED FOR EIGHTH**
Ranked tied for fourth by a Browns team since 1991 (Games 1-10).
- **5 TAKEAWAYS (WEEK 3), MOST TAKEAWAYS IN A GAME BY A TEAM**
The Browns defense forced five turnovers (three interceptions, two fumbles) in Week 3, the most by a Browns team since recording six against Pittsburgh in 2018. The 24 points scored off those turnovers are tied for the most scored by any team in a game this season and tied for the second most in the NFL dating back to 2018. They're also the most points scored off turnovers by a Browns team in a contest since 2000.
- **5 RED-ZONE TAKEAWAYS, TIED FOR FIRST**
Ranked tied for first by a Browns team since 1991 (Games 1-10).
- *The Browns defense pitched a shutout in the first half for the second consecutive week, the first time the team has done so since 2001.*

BROWNS NOTEBOOK

4.77

The Browns offense has combined for 4.77 rushing average since 2018, the second-highest average in the NFL. The unit has also posted 5,362 rushing yards (fourth) in that span.

THE LONG HAUL

The Browns have posted 104 rushes for 10-plus yards and 25 rushes for 20-plus yards since last season, both third in the NFL. Additionally, the team's 14 carries for 20-plus yards and 53 for 10-plus yards through Week 10 place tied for second and first, respectively, this year.

Since 2000, the 53 carries for 10-plus yards are tied for eighth by a team through the first 10 games of a season.

CAN'T STOP, WON'T STOP

The Browns have proven to be hard to take down since 2019, posting 1,846 rushing yards after contact since last season (third in the NFL). This year, the team ranks second in the category with 796 rushing yards after contact.

THE GUYS UP FRONT

The 2020 Browns offensive line is sixth in pressures allowed (57) and tied for eighth in sacks allowed (15) in the NFL this season. Additionally, the unit didn't allow a sack in Weeks 2, 7 or 8 making it one of just six offensive lines in the NFL to not allow a sack in at least three games this year.

DYNAMIC DUO

★ In Week 10, RBs Nick Chubb and Kareem Hunt became the first Browns teammates to each rush for 100 yards in the same game since Leroy Kelly (113) and Ernie Green (103) on Oct. 8, 1966.

★ The Browns are 7-0 when Hunt and/or Chubb scores a touchdown this season.

★ Chubb and Hunt are one of only two pairs of teammates in the league this season with at least 575 rushing yards (Kyler Murray and Kenyan Drake).

★ In Week 2, Chubb posted 133 scrimmage yards and two scrimmage touchdowns, while Hunt added 101 scrimmage yards and another pair of scrimmage touchdowns. It was the first time since the 2010 Giants in Week 13 (Brandon Jacobs and Ahmad Bradshaw) two running backs on the same team have posted 100-plus scrimmage yards and two-plus scrimmage touchdowns in a single game.



Despite missing Week 11, DE **Myles Garrett** is tied



for the league lead in sacks (9.5). In Week 10, he tied Dwight Freeney as the **fifth-fastest player in history to reach 40 career sacks**

(46 games), behind Reggie White (35 games), Aldon Smith (38 games), Derrick Thomas (42 games) and Von Miller (45 games). Garrett also became the fastest Brown to reach the mark, 30 games ahead of the previous record holder (Michael Dean Perry, 76 games).

He now has 40 sacks in his career, **tied for the fifth-most sacks by a player in his first 46 career games** and the tied for fourth most by a first-round draft pick in the same span. **Garrett's career sacks total is fourth in Browns history.**

2020

A LOOK AT GARRETT'S 2020 CAMPAIGN

9.5 SACKS

- Tied for first in the NFL.
- Second most by a Brown through the first nine games of a season.
- Garrett has recorded nine-plus sacks in the first nine games of a season for three consecutive years, the first time this has ever been done in the NFL.

4 FORCED FUMBLES

- Tied for first in the NFL.
- Most by a Brown through the first nine games of a season since 2000.
- Already a career high.
- Most by a No. 1 draft pick through nine games since 2000.

4 STRIP-SACKS

- Most in the NFL.
- New career high.
- Tied for the second most by a Brown in a season and are the most by a Brown in the first nine games of a season since 2000.
- Tied for the third most in the NFL by a player through the first nine games of a season since 2000.

2 FUMBLE RECOVERIES

- Tied for first in the NFL.
- Tied for the sixth most by a Brown in the first nine games of a season since 1991.
- Single-season career high.
- Tied for the lead among all NFL defensive linemen in take-aways.

OTHER NOTES

- Garrett is the 11th player since 1991 with 9.5-plus sacks and two opponent fumble recoveries in the first nine games of a season.
- Garrett is the first Browns player with 9.5-plus sacks and two opponent fumble recoveries through first nine games of a season in history.
- Garrett is the third player since forced fumbles have been an official statistic (1999) to record 9.5 sacks, four forced fumbles and two opponent fumble recoveries in the first nine games of a season.

3 The number of years it had been since a Brown recorded a sack, forced fumble and fumble recovery in a game before Garrett did in Week 3 (first of his career).

6 The number of games Garrett has registered two sacks and a forced fumble since his rookie year, second in the NFL.

6 The number of sacks Garrett had last September and this October, the most by a Brown in any month in history. His 2019 September total is also tied for sixth among all active defenders in the month of September in any given year and his six this October are tied for fourth in the same category.

9 The number of games he's recorded a forced fumble and a sack since he entered the league, tied for fifth in the NFL.

11 The number of games Garrett has posted two or more sacks, the most by a Brown in his first four years.

13.5 The number of sacks Garrett has in September since 2017, second in the NFL since that time.

40 The number of sacks Garrett has posted in his first 46 games, first among all No. 1 picks in history.

17 The number of years it had been since a Brown recorded two sacks, a forced fumble and a fumble recovery in a game before Garrett did in Week 3 (first of his career).

MYLES IN OCTOBER

Garrett has 17.5 sacks in October since he was drafted in 2017 and 13.5 since 2018, both tied for second in the NFL. His 10 sacks since in October since last year are the most in the NFL, as are his six this season. His six this year tied his total last September for the most by a Brown in any given month in history. His six sacks also tied for fourth among all active players in the month of October in history.

JURASSIC MYLES

Since entering the league in 2017, Garrett is fifth in the NFL with 40 sacks (second in the AFC), despite playing in at least eight less games than any player in the top 10. Additionally, Garrett's 0.87 sacks per game in the same span rank third in the NFL.

THE GARRETT FILE

- His 40 career sacks are the second-most sacks by a No. 1 overall pick in his first four years, behind only Bruce Smith (44.5).
- His nine career strip-sacks are the most by a Brown since 2000.
- Tied for the third-most games with more than one sack in the NFL since 2017 (11).
- His three multi-sack games this year lead the league.
- His 11 career multi-sack games are the sixth most by a player in his first 46 games.
- Garrett's 11 career multi-sack games are the most by a Brown in his first four years.
- He now has 10 forced fumbles in his career, the most by a Brown since 2000 and tied for the sixth most in the NFL since 2017.
- Garrett is one of only four players to have at least 40 sacks and 10 forced fumbles since 2017.


Garrett is just the 11th player since 1982 to have at least 40 sacks and 10 forced fumbles in his first four years. He's seen action in just 46 career games, fewest on the list, with the next highest number of games played being 56. Garrett is the only NFL player since 1982 to have reached those numbers in 46 career games or fewer.

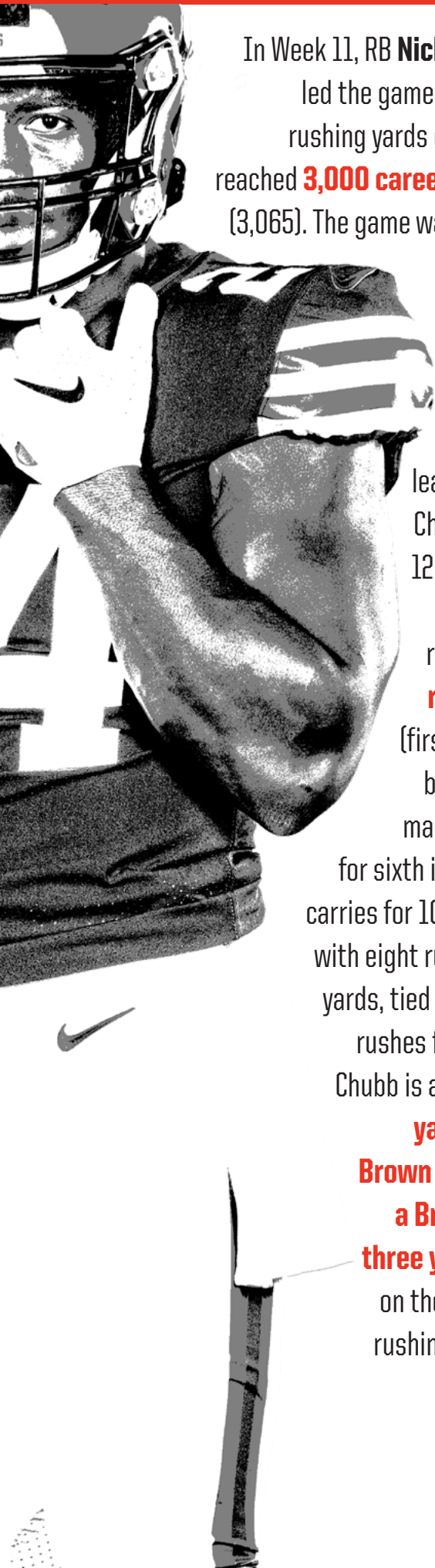
Garrett has posted 21 sacks in 23 games played on the road since 2017, sixth in the NFL, while his 19 in 23 games played in Cleveland are tied for ninth in the span. His six forced fumbles at home are tied for the third most by a player since 2017.

Garrett has posted at least a half-sack in seven of nine games played this year, tied for the second-most games by a player in 2020. Additionally, the Browns are 6-1 in this year when Garrett posts at least a half-sack.

AFC DEFENSIVE
POTM
OCTOBER

AFC DEFENSIVE
POTM
WEEK 4





In Week 11, RB **Nick Chubb** led the game with 114 rushing yards on 20 carries and reached **3,000 career rushing yards** (3,065). The game was Chubb's fourth 100-yard rushing performance of 2020, tied for the third-most games in the league this season. Chubb enters Week 12 with five rushing touchdowns and ranked **second in rushing average** (first among running backs) with a 5.99 mark. He is also tied for sixth in the NFL with 20 carries for 10-plus yards, first with eight rushes for 20-plus yards, tied for first with two rushes for 50-plus yards. Chubb is also **733 rushing yards back of Jim Brown for the most by a Brown in his first three years** and is 10th on the Browns all-time rushing list with 3,065.



ALL-TIME BROWNS RUSHING LEADERS: TD

Player	TD
1. Jim Brown	106
2. Leroy Kelly	74
3. Mike Pruitt	47
4. Kevin Mack	46
5. Otto Graham	44
6. Marion Motley	31
7. Earnest Byner	27
8. Greg Pruitt	25
9t. Nick Chubb	21
9t. Isaiah Crowell	21

100

Last week's game was Chubb's 15th 100-yard rushing performance of his career, tied for the most in the NFL since 2018. Chubb's 15 games are the third-most by an active running back in his first 37 career games and the Browns are 11-4 when Chubb rushes for at least 100 yards.

50 FEAT

Week 10 marked the 28th game Chubb has recorded at least 50 rushing yards in a game. His 28 games are only three back of Jim Brown's 31 for most by a Brown in his first three years.

Chubb also has 29 career games of 50-plus scrimmage yards, third by a Brown in his first three years.

ANYTHING BUT AVERAGE

Chubb's career 5.23 rushing average is the highest by a Brown through his first three years and is the second-highest average by a Brown in history.

BEYOND FOOTBALL

Last offseason, Chubb teamed up with VKTRY Gear to provide 500 free pairs of insoles to frontline healthcare workers.

BIG-PLAY BACK

Chubb ranks first by a Brown since 1991 in carries for 10-plus yards with 87 and has the most carries for 20-plus yards (30) in the same timeframe. Since entering the league in 2018, Chubb ranks third in the NFL with 87 rushes for 10-plus yards and first with 30 rushes for 20-plus yards.





RB Kareem Hunt is **ninth in the league with 644 rushing yards**



this season and is tied for the NFL-lead among all running backs with four receiving touchdowns. Hunt has posted at least 50 scrimmage yards in nine games this season, tied for the fourth-most games in 2020. He has posted 21 career games with 50-plus scrimmage yards and a scrimmage touchdown since 2017 and his teams have gone 18-3 during those instances. He's also posted 100 scrimmage yards and a touchdown 13 times, tied for eighth in the NFL since 2017, and **his teams are 11-2 in those games.**

His 15 receiving touchdowns since 2017 are tied for second by a running back since that time. Hunt has totaled seven games with at least 50 scrimmage yards and two touchdowns, tied for ninth among all players in the NFL since 2017. He's also tied for fourth in the NFL with five games consisting of at least one receiving touchdown and one rushing touchdown since 2017.

ON THE HUNT

A LOOK AT KAREEM HUNT'S 2020 NFL RANKINGS

RUSHES FOR 10+ YARDS **24** TIED FOR THIRD

RUSHING YAC **362** SIXTH

RB RECEIVING TOUCHDOWNS **4** TIED FOR FIRST

4Q RUSHING YARDS **277** SECOND

RUSHING YARDS **644** NINTH

RUSHING 1ST DOWNS **47** TIED FOR NINTH

8-1

THE BROWNS' RECORD WHEN HUNT SCORES A TOUCHDOWN IN A GAME SINCE HE JOINED THE TEAM IN 2019.

BY AIR AND LAND

Hunt, who also has 20 career rushing touchdowns, is the fifth running back with at least 20 rushing touchdowns and 15 receiving touchdowns in his first four seasons in NFL history, joining Joe Cribbs, Chuck Foreman, Christian McCaffrey and Pro Football Hall of Famer Lenny Moore.

This season, Hunt is the only player in the NFL with three rushing touchdowns and four receiving touchdowns.



QB **Baker Mayfield** appeared in his 40th career game last week, completing 12 passes for 204 yards and an 86.3 passer rating. Mayfield holds the Browns' passing yards record in a player's first 40 career games (9,402), 937 ahead of Bernie Kosar's previous

standard (stats available since 1948). He also holds the record for completions in the same category (788), 104 ahead of Tim Couch's previous

record (stats available since 1948). Last week's win was Mayfield's

13th as a starter at FirstEnergy Stadium, tying

Bernie Kosar for the **most**

home wins

by a Browns

starting

quarterback

in his first

three years

(stats available since the 1970

merger). Mayfield leads Kosar for the most passing yards (4,767) and completions (407) in the same category.

TIMES TWO

Dating back to 2018, Mayfield is tied for sixth in Browns history in games with at least two touchdown passes.

ALL-TIME BROWNS PASSING LEADERS: GAMES WITH 2+ TD PASSES

Player	Tot
1. Brian Sipe	42
2. Frank Ryan	40
3. Bernie Kosar	37
4. Otto Graham	26
5. Tim Couch	20
6t. Baker Mayfield	19
6t. Bill Nelsen	19

ALL-TIME BROWNS PASSING LEADERS: GAMES WITH 2+ TD PASSES IN FIRST THREE YEARS

Player	Tot
1. Baker Mayfield	19
2t. Derek Anderson	14
2t. Bernie Kosar	14

6 FROM 6

With 64 career touchdowns, Mayfield is tied with Cam Newton (64) for the most by a No. 1 overall pick in his first three years. He trails Jared Goff (65), Jameis Winston (69), Peyton Manning (85) and Andrew Luck (86).

100.0+

Since he was drafted, the Browns are 12-1 when Mayfield posts a 100.0-plus passer rating, 11-1 when he posts a 100.0-plus passer rating and a passing touchdown and 9-1 when he posts a 100.0-plus passer rating and multiple passing touchdowns. The team is also 10-2 when Mayfield completes at least 69 percent of his passes.

MAKING HISTORY

Mayfield is just three passing touchdowns back of Otto Graham for the most passing touchdowns in Browns' first three years (69). Mayfield is also seventh on the Browns' all-time passing yards list with 9,198 and is tied with Tim Couch for seventh on the Browns all-time passing touchdowns list with 64.

TOUCHDOWN BAKER

Mayfield has now thrown at least 15 touchdown passes in each of his first three seasons, the first Brown to do so since Otto Graham's streak of four seasons from (1946-49). Overall, Mayfield became the fifth Brown to reach the streak and the first since Brian Sipe's streak of four seasons from 1978-81.

NO. 1 PASSER

Mayfield passed Sam Bradford (9,378) for the ninth-most passing yards by a No. 1 overall pick in his first three years (9,402) in Week 11.

KEEP AWAY

Mayfield hasn't thrown an interception in three games, tying a career high set in 2019. He also hasn't thrown a pick in 94 consecutive passing attempts and the team is 3-1 during that time.



CB **Denzel Ward** is the only player in the NFL this year to have three or more passes defended in three games and is currently **leading the NFL with 15 passes defended** after setting a single-game career high (four) in Week 11. The Ohio State product also added two interceptions this year.



THE WARDEN

Ward has already set a career high of 15 passes defended this year and has posted at least 11 in each of his first two seasons.

Only 22 other players since 1970 have had such a streak in their first three years.

Ward is the third Brown in the same category to accomplish feat, joining Joe Haden and Eric Wright.

Overall, Ward is the fourth Brown to hold the streak.

- Ward has the **most pass breakups** versus the AFC North since he was drafted in 2018 with 20.
- Ward's 11 pass breakups versus the Bengals since 2018 are the **most by any NFL player** versus a single opponent.
- Ward's six pass breakups versus the Bengals this season are the **tied for the most in the NFL** by a player versus a single opponent.
- His 20 passes defended versus the AFC North are also the **most in the NFL** by a player versus his own division since 2018.
- Ward's 27 passes defended versus the AFC are the **fifth most** by a player versus his own conference since 2018 and are ranked second overall in the passes defended versus the AFC in the same span.
- Ward's 37 career passes defended are **tied for sixth** in the NFL since 2018.
- Ward is **eighth** on the Browns' all-time passes defended list.
- Ward's 37 career passes defended rank **tied for first** by a third-year player or younger in the NFL since 2018.
- Ward has posted the **most interceptions** versus the AFC North since he was drafted in 2018 with five. His six total takeaways also place **first**. His one interception returned for a touchdown is **tied for first**.
- Ward's 37 career passes defended are **tied for third** by a Brown in his third year or younger since 2000.
- His 37 passes defended are also the **second most** by a Brown who has played in 35 career games or less since 2000 and his seven interceptions are **tied for seventh** in Browns history in the same category.
- Ward is also **seventh** in passes defended by an active player in 35 career games or less since 2000.
- Ward **leads the league** with three games consisting of at least three pass breakups this season. The three games tie a single-season high by a Brown.
- Ward tied Eric Wright for **seventh** on the Browns' all-time list of games with multiple pass breakups (11).
- Ward became the **first Brown since Joe Schobert in Week 12 of 2019** to have at least four passes defended and an interception in a game.
- Ward has posted four games with multiple passes defended this year, the first time that's been done through 10 games by a Brown **since Jason McCourty in 2017**.



WR Jarvis Landry has now recorded at least two receptions in 105 consecutive games, the **longest active streak in the NFL and the fifth-longest streak in NFL history**. This season, Landry became **the seventh player in NFL history** to reach 600 career receptions in his first seven NFL seasons and just the **third player since he was drafted in 2014** to hit the mark.



CATCHING ON

7 Landry is ranks eighth in history for receptions in the first seven years of a career (600). Landry ranks fifth in NFL history in a player's first 100 games (581).

6 In Week 11 last year, Landry broke DeAndre Hopkins' record for most receptions in the first six years of a player's career (528). Landry is the only player in NFL history to record at least 80 receptions and 700 receiving yards in each of his first six seasons.

5 With 481 career receptions through his fifth year, Landry broke the previous NFL record for most catches in the first five years of a career against the Ravens in Week 5 of 2018.

4 Landry also shattered the record for most receptions through the first four years of a career in 2017 with 400.

3 He's tied for most in the first three years of a career (288) with teammate Odell Beckham Jr.

2 Landry ranks second for most receptions during the first two years of a career (194).

TWO AT A TIME

Since Week 2 of his rookie season in 2014, Landry has caught at least two passes in 105 consecutive games. His streak is the best in the NFL since 2014 and is the longest that's active.

ALL-TIME NFL RECEIVING LEADERS: CONSECUTIVE GAMES WITH 2+ REC (ACTIVE STREAK)

	Player	Tot	Streak
1.	Jarvis Landry	105	Sept. 14, 2014-Pres.
2.	Michael Thomas	65	Sept. 11, 2016-Pres.

ALL-TIME NFL RECEIVING LEADERS: CONSECUTIVE GAMES WITH 2+ REC

	Player	Tot	Streak
1.	Tim Brown	147	Oct. 10, 1993-Oct. 27, 2002
2.	Jerry Rice	146	Sept. 8, 1991-Sept. 9, 2001
3.	Antonio Brown	116	Oct. 23, 2011-Pres.
4.	Marvin Harrison	110	Oct. 20, 1996-Nov. 2, 2003
5.	Jarvis Landry	105*	Sept. 14, 2014-Pres.
6.	Larry Fitzgerald	97	Nov. 21, 2004-Dec. 19, 2010

*Active

SCENE STEALER

Since stepping on the scene in 2014, Landry has been a top player in several receiving categories.

THIRD

602 RECEPTIONS

THIRD

914 TARGETS

SIXTH

341 1ST DOWNS REC

EIGHTH

6,659 RECEIVING YARDS

PASS ATTACK


In his 100th career game in Week 4, Landry recorded five receptions for 48 yards and tossed his first career touchdown pass on the Browns' first drive of the game, a 37-yard pass to WR Odell Beckham Jr. (his 50th career receiving score). The pass was Landry's sixth attempt in his career and first touchdown. He now has 128 passing yards since 2014, third in the NFL by a WR since that time, behind WRs Mohamed Sanu (135) and Beckham Jr. (144). It was the first touchdown pass by a Browns WR since Mohamed Massaquoi in Week 16 of 2010 and the longest passing touchdown by a Browns WR in history.

600 CLUB

With 600 career receptions, Landry is one of just three players to have 600-plus catches since 2014, including Julio Jones (666) and DeAndre Hopkins (647).



Julio
Jones
668



DeAndre
Hopkins
652



Jarvis
Landry
602

YAC ATTACK

Landry's 2,964 career yards after catch currently rank fourth since he entered the league. The total is also fifth in the NFL since 2010 by a player in his first seven years and ninth by a player in his first 105 career games.

BEYOND FOOTBALL

- Part of a viral video with other NFL stars to underscore the importance of the Black Lives Matter movement.
- Donated \$15,000 to provide hygiene products to East Cleveland City School District students and families amid the global COVID-19 pandemic. Landry partnered with Meijer to secure the supply for East Cleveland Schools, which was selected as the recipient through the Cleveland Browns Foundation's "Get 2 School, Stay in the Game!" Network.
- Participated in a charity Madden Tournament alongside Denzel Ward and donated season tickets as part of the All In Challenge.
- Donated meals, along with his family, to the staff in his hometown Louisiana hospital.
- Established the Jarvis Landry Building Winners Foundation to help support families in Cleveland, Miami and New Orleans—the two cities where he's played in the NFL and the area in Louisiana where he grew up.

DOUBLE TROUBLE

Since his sophomore season in 2015, Landry has reeled in double-digit receptions in nine games, tied for the league's ninth-best total in that span.

FIRST-AND-JUICE

Since 2014, Landry is the only player in the league to have at least 300 receiving first (339) downs and 10 rushing first downs (12).

HIGH FIVE

2014-20 NFL RECEIVING LEADERS: GAMES WITH 5+ REC

Player	Tot
1. DeAndre Hopkins	82
2. Julio Jones	77
3. Jarvis Landry	69

ALL-TIME NFL RECEIVING LEADERS: GAMES WITH 5+ REC (FIRST SEVEN YEARS)

Player	Tot
1. DeAndre Hopkins	78
2t. Antonio Brown	72
2t. Marvin Harrison	72
4. Sterling Sharpe	70
5t. Jarvis Landry	69
5t. Larry Fitzgerald	69
5t. Torry Holt	69
5t. Brandon Marshall	69
9t. A.J. Green	66
9t. Julio Jones	66

2014-20 NFL RECEIVING LEADERS: GAMES WITH 5+ REC AND 50+ REC YDS.

Player	Tot
1. Julio Jones	76
2. DeAndre Hopkins	72
3. Antonio Brown	62
4. Travis Kelce	57
5. Larry Fitzgerald	54
6t. Jarvis Landry	53
6t. Demaryius Thomas	53
6t. Keenan Allen	53

ROAD RAGE

2014-20 NFL RECEIVING LEADERS: YDS (AWAY)

Player	Yds
1. Julio Jones	5,051
2. DeAndre Hopkins	4,509
3. Mike Evans	4,112
4. Antonio Brown	3,794
5. Travis Kelce	3,563
6. Davante Adams	3,429
7. Jarvis Landry	3,362

2014-20 NFL RECEIVING LEADERS: REC (AWAY)

Player	Rec
1. Julio Jones	354
2. DeAndre Hopkins	331
3. Jarvis Landry	322


2014-20 NFL RECEIVING LEADERS: 1ST DOWNS (AWAY)

Player	1st
1. Julio Jones	248
2. DeAndre Hopkins	331
3. Mike Evans	209
4. Antonio Brown	182
5. Travis Kelce	179
6. Jarvis Landry	176

Last week DE **Olivier Vernon** notched three sacks, marking his **second multi-sack performance of the season**. The two games tie a single-season career high for Vernon. He also registered his first career safety in the game and became the first Brown to have three sacks and a safety in a game since sacks became an official statistic in 1982. Vernon is **tied for the NFL lead** with five sacks since Week 8.



In Week 11, LB **Sione Takitaki** recorded the first interception and pick-six of his career. His 50-yard return for a touchdown is the **longest by a linebacker in 2020** and is tied for the second longest overall and marked the first time a Browns linebacker has registered a pick-six since 2015.



DE **Adrian Clayborn** had one and a half sacks last week, reaching 40 sacks in his career.

DT **Sheldon Richardson** **leads all defensive linemen** in the league with 42



tackles this season. His eight QB hits and four TFLs in 2020 are second and third on the team, respectively. In Week 10, Richardson split sacks for a total of one on the day, bringing his career sack total to 30.





The longest-tenured member of the Browns, G **Joel Bitonio** hasn't missed an offensive snap the past three seasons.




TE **AUSTIN HOOPER** AMONG ALL NFL TIGHT ENDS SINCE 2016

FIRST 88 REC LONG

SEVENTH 240 REC

NINTH 1,022 YAC

NINTH 2,493 REC YDS



WEEK 10 ROOKIE OF THE WEEK

T **Jedrick Wills Jr.** was named **NFL Rookie of the Week** after he helped pave the way for 231 rushing yards in Week 10.

Wills is just the fourth offensive lineman and **first in seven years** to win the fan-voted award since its inception in 2002.

Kevin Stefanski was named the 18th full-time head coach in Cleveland Browns history on January 13, 2020. He spent the previous 14 seasons with the Minnesota Vikings, where he moved up the coaching ladder from assistant to the head coach to offensive coordinator.

Stefanski joined the Vikings in 2006 as an assistant to the head coach and remained with the organization under three different head coaches. After serving as assistant quarterbacks coach from 2009-13, Stefanski spent two seasons (2014-15) coaching the tight ends and one season (2016) as running backs coach. From 2017-18, he coached the quarterbacks and added the role of interim offensive coordinator for the final three games before being named the team's offensive coordinator in 2019.

In 2019, the Vikings posted a 10-6 record and earned their first road playoff win since January 9, 2005, after defeating the Saints, 26-20, in New Orleans. Three offensive players were selected to the Pro Bowl as RB Dalvin Cook and FB C.J. Ham were each named to their first career Pro Bowl with Cook voted a starter. QB Kirk Cousins was also named to the Pro Bowl.

In his first full year under Stefanski, Cousins set a single-season career high for passer rating with a 107.4 mark, fourth best in the NFL in 2019. Cousins also finished with a career-low six interceptions, while adding 26 touchdowns and a 69.1 completion percentage, fourth in the NFL in 2019. He set a Vikings record for completions in a season with 425 and finished with the second-most passing yards (4,298) and passer rating (107.4) in Vikings history.

With 1,135 rushing yards, Cook became the eighth player in Vikings history to rush for 1,000 yards in a single season and the first since Adrian Peterson in 2015. Despite missing the final two games of the season, Cook finished fourth in the NFL with 13 rushing touchdowns and seventh in scrimmage yards with 1,654.

WR Stefon Diggs set a career high with 1,130 receiving yards, giving him back-to-back 1,000-receiving yard seasons for the first time in his career. Diggs finished fourth in the NFL with an average of 17.9 yards per reception in 2019.

Stefanski was elevated from quarterbacks coach to interim offensive coordinator in Week 15 of the 2018 season and promptly guided the unit to two of its best showings of the season. In his first game calling plays, Minnesota scored a season-high 41 points and recorded 418 yards of offense en route to a 41-17 victory over the Dolphins.

As quarterbacks coach in 2017, the Vikings were forced to go to their backup, Case Keenum, early in the season after starter Sam Bradford went down with an injury. Keenum, who had completed 58 percent of his passes previously owned a 9-15 career record as a starter, went on to complete nearly 68 percent of his throws with 22 touchdowns and seven interceptions while leading the Vikings to a record of 11-3.

In his lone season coaching the running backs in 2016, the Vikings battled injuries along the offensive line and to RB Adrian

"That is a great word - **I am undeterred** and **I am undaunted**. And I think the challenge is there and I cannot wait to be a part of this change. Again, why am I confident about that, because I have been in the building. I know the people that we have. I know we are going to add to that building. I know we are going to add players, as it happens in the NFL, but **I am excited for this challenge and I am ready for it.**"

-Head Coach **Kevin Stefanski**
Introductory
Press
Conference,
Jan. 14, 2020



Peterson that caused the runner to miss 13 games. The running game leaned on veterans Jerick McKinnon and Matt Asiata as the duo combined for 941 yards and eight rushing touchdowns.

As tight ends coach, Stefanski helped develop Pro Bowl TE Kyle Rudolph. In 2015, his unit helped clear the way for Adrian Peterson to lead the NFL in rushing with 1,485 yards.

Stefanski was elevated to assistant quarterbacks coach in 2009, where he had a hands-on role in one of the most successful offense seasons in Vikings history. Veteran QB Brett Favre signed with the team in mid-August and finished the season with 4,202 passing yards and 33 touchdowns. The Vikings finished the season 12-4 and won the NFC North.

Stefanski spent 2006-08 working directly with Head Coach Brad Childress on administrative duties and special projects. Stefanski first worked with Childress during Eagles training camp in 2005 as part of the team's operations department.

Stefanski spent the 2005 season at his alma mater, Pennsylvania, as assistant director of football operations, coordinating all aspects of the Quakers' day-to-day operations.

A team captain as a senior in 2003, Stefanski was part of one of the most successful stretches in the history of the Quaker football program. The team won three Ivy League titles (2000, 2002 and 2003), and went 10-0 in 2003 to become the first undefeated Penn team in a decade. During Stefanski's tenure, the squad posted a 42-7 overall record and a 32-3 mark in Ivy League play and he was twice honored as an Honorable Mention All-Ivy choice in 2002 and 2004.

Stefanski earned a bachelor's degree in communications from Pennsylvania and attended St. Joseph's Prep in Philadelphia.

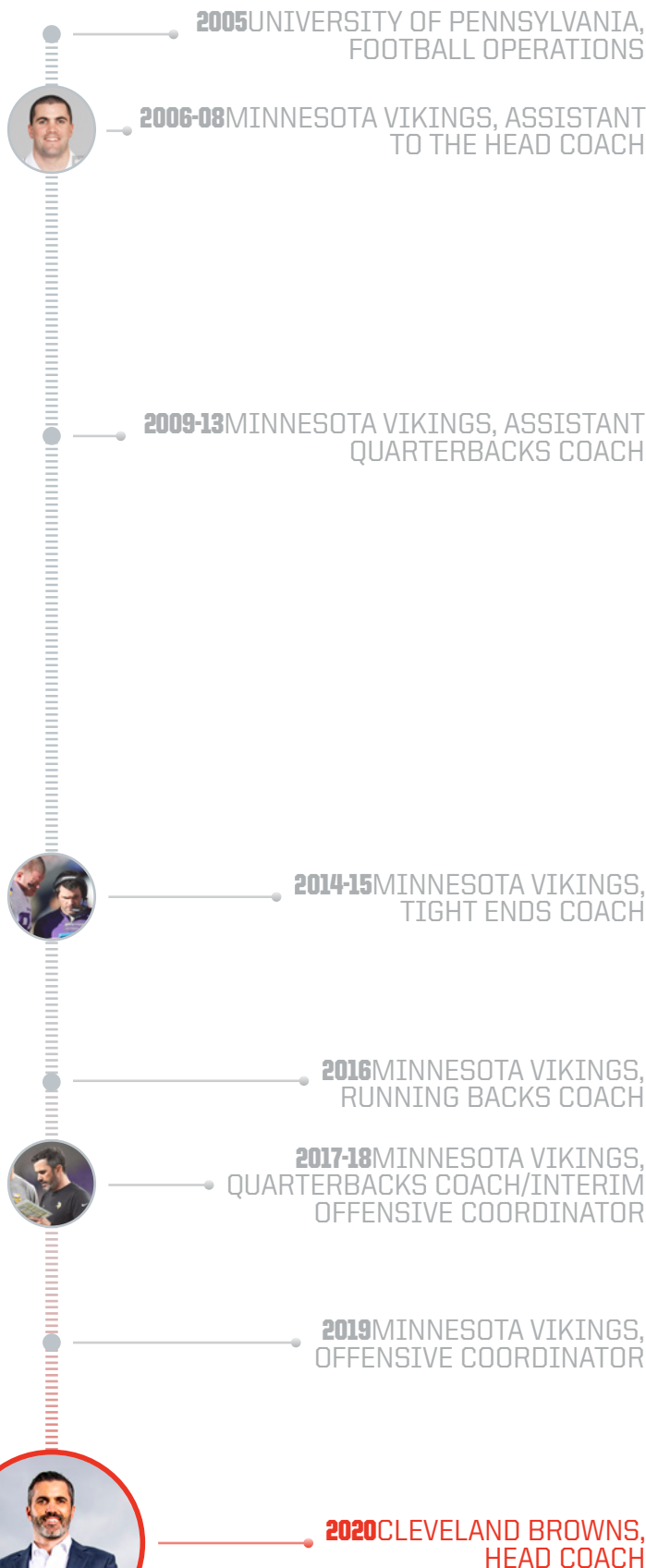
The Stefanski family has made a name in athletics as Kevin's father, Ed, was a basketball standout at Penn and works in the front office of the Detroit Pistons. He has previously held executive positions with the NBA's New Jersey Nets, Philadelphia 76ers, Toronto Raptors and Memphis Grizzlies.

Stefanski and wife, Michelle, have a daughter and two sons.

THE STEFANSKI STAFF

Joe Woods (defensive coordinator); Alex Van Pelt (offensive coordinator); Mike Priefer (special teams coordinator); Stump Mitchell (run game coordinator/running backs); Jeff Howard (pass game coordinator/defensive backs); Chad O'Shea (pass game coordinator/wide receivers); Ben Bloom (senior defensive assistant); Stephen Bravo-Brown (defensive quality control); Callie Brownson (chief of staff); Bill Callahan (offensive line); Josh Christovich (strength and conditioning assistant); Doug Colman (assistant special teams); Ryan Cordell (coaching assistant); Jeremy Garrett (assistant defensive line); Monty Gibson (strength and conditioning assistant); Shaun Huls (director of high performance); Larry Jackson (head of strength and conditioning); Dale Jones (strength and conditioning assistant); Chris Kiffin (defensive line); Brandon Lynch (assistant defensive backs); Evan Marcus (strength & conditioning coordinator); T.C. McCartney (offensive assistant); Katy Meassick (performance dietitian); Scott Peters (assistant offensive line); Drew Petzing (tight ends); Kevin Rogers (senior offensive assistant); Seitu Smith (offensive quality control); Jason Tarver (linebackers).

COACHING TIMELINE



ALPHABETICAL ROSTER AS OF NOV. 24, 2020

NO	NAME	POS	HT	WT	DOB	AGE	EXP	COLLEGE	HOMETOWN	HOW ACQ	GP/GS/DNP/IA
75	Bitonio, Joel	G	6-4	320	10/11/91	29	7	Nevada	Long Beach, Calif.	D2 - '14	10/10/0/0
88	Bryant, Harrison	TE	6-5	230	4/23/98	22	R	Florida Atlantic	Gray, Ga.	D4 - '20	10/6/0/0
89	Carlson, Stephen	TE	6-4	240	12/12/96	23	2	Princeton	Jamestown, N.Y.	FA - '19	10/2/0/0
24	Chubb, Nick	RB	5-11	227	12/27/95	24	3	Georgia	Cedartown, Ga.	D2b - '18	6/6/0/0
94	Clayborn, Adrian	DE	6-3	280	7/6/88	32	10	Iowa	St. Louis, Mo.	UFA (Atl.) - '20	9/1/0/1
78	Conklin, Jack	T	6-6	308	8/17/94	26	5	Michigan State	Plainwell, Mich.	UFA (Ten.) - '20	9/9/1/0
55	Davis, Tae	LB	6-1	224	8/14/96	24	3	Chattanooga	Oxford, Ala.	W. (NYG) - '19	7/0/0/3
90	Elliott, Jordan	DT	6-4	303	11/23/97	23	R	Missouri	Missouri City, Texas	D3a - '20	10/0/0/0
7	Gillan, Jamie	P	6-1	207	7/4/97	23	2	Arkansas Pine Bluff	Leonardtown, Md.	FA - '19	10/0/0/0
93	Goodson, B.J.	LB	6-1	242	5/29/93	27	5	Clemson	Lamar, S.C.	UFA (G.B.) - '20	10/10/0/0
97	Gustin, Porter	DE	6-5	257	2/8/97	23	2	Southern California	Elk Ridge, Utah	FA - '19	10/3/0/0
53	Harris, Nick	C	6-1	293	11/13/98	22	R	Washington	Inglewood, Calif.	D5 - '20	8/0/2/0
33	Harrison Jr., Ronnie	S	6-3	214	4/18/97	23	3	Alabama	Tallahassee, Fla.	Tr. (Jax) - '20	9/5/0/1
82	Higgins, Rashard	WR	6-1	198	10/7/94	26	5	Colorado State	Dallas, Texas	D5c - '16	8/1/0/2
25	Hilliard, Dontrell	RB	5-11	202	2/26/95	25	3	Tulane	Baton Rouge, La.	FA - '20	5/0/2/0
12	Hodge, KhaDarel	WR	6-2	205	1/3/95	25	3	Prairie View A&M	D'Lo, Miss.	W. (LAR) - '19	6/0/1/0
81	Hooper, Austin	TE	6-4	255	10/29/94	26	5	Stanford	San Ramon, Calif.	UFA (Atl.) - '20	8/8/0/2
47	Hughlett, Charley	LS	6-4	248	5/16/90	30	6	Central Florida	Tampa, Fla.	FA - '14	10/0/0/0
27	Hunt, Kareem	RB	5-11	216	8/6/95	25	4	Toledo	Willoughby, Ohio	FA - '19	10/4/0/0
91	Jackson, Joe	DE	6-4	278	12/20/96	23	2	Miami (Fla.)	Homestead, Fla.	W. (Dal.) - '20	3/0/1/6
34	Jackson, Robert	CB	6-2	207	12/8/93	26	2	UNLV	Fort Myers, Fla.	FA - '20	5/0/0/2
30	Johnson, D'Ernest	RB	5-10	208	2/27/96	24	2	South Florida	Immokalee, Fla.	FA - '19	10/0/0/0
28	Johnson, Kevin	CB	6-0	185	8/5/92	28	6	Wake Forest	Clarksville, Md.	UFA (Buf.) - '20	8/2/0/2
42	Joseph, Karl	S	5-10	200	9/8/93	27	5	West Virginia	Orlando, Fla.	UFA (L.V.) - '20	8/2/0/2
5	Keenum, Case	QB	6-1	215	2/17/88	32	8	Houston	Abilene, Texas.	UFA (Was.) - '20	1/0/9/0
70	Lamm, Kendall	T	6-5	310	6/5/92	28	6	Appalachian State	Charlotte, N.C.	UFA (Hou.) - '19	10/0/0/0
80	Landry, Jarvis	WR	5-11	196	11/28/92	28	7	Louisiana State	Metairie, La.	Tr. (Mia.) - '18	10/9/0/0
52	Lee, Elijah	LB	6-3	230	2/5/96	24	4	Kansas State	Blue Springs, Mo.	W. (Det.) - '20	6/0/0/1*
6	Mayfield, Baker	QB	6-1	215	4/14/95	25	3	Oklahoma	Austin, Texas	D1a - '18	10/10/0/0
39	Mitchell, Terrance	CB	5-11	191	5/17/92	28	7	Oregon	Sacramento, Calif.	UFA (K.C.) - '18	10/10/0/0
35	Moffatt, Jovante	S	5-11	213	12/25/96	23	R	Middle Tennessee State	Union City, Tenn.	FA - '20	4/0/1/2
85	Njoku, David	TE	6-4	246	7/10/96	24	4	Miami (Fla.)	Cedar Grove, N.J.	D1c - '17	7/3/0/0
65	Ogunjobi, Larry	DT	6-3	305	6/3/94	26	4	Charlotte	Greensboro, N.C.	D3 - '17	9/9/0/1
2	Parkey, Cody	K	6-0	190	2/19/92	28	7	Auburn	Jupiter, Fla.	FA - '20	9/0/0/0
11	Peoples-Jones, Donovan	WR	6-2	204	2/19/99	21	R	Michigan	Detroit, Mich.	D6 - '20	7/1/0/3
50	Phillips, Jacob	LB	6-3	228	4/1/99	21	R	Louisiana State	Nashville, Tenn.	D3b - '20	4/1/0/6
29	Redwine, Sheldrick	S	6-0	196	11/6/96	24	2	Miami (Fla.)	Miami, Fla.	D4 - '19	10/1/0/0
98	Richardson, Sheldon	DT	6-3	294	11/29/90	30	8	Missouri	St. Louis, Mo.	UFA (Min.) - '19	10/10/0/0
23	Sendejo, Andrew	S	6-0	210	9/9/87	33	10	Rice	San Antonio, Texas.	UFA (Min.) - '20	10/10/0/0
56	Smith, Malcolm	LB	6-0	225	7/5/89	31	9	Southern California	Los Angeles, Calif.	FA - '20	10/2/0/0
36	Stewart Jr., M.J.	CB	5-11	200	9/16/95	25	3	North Carolina	Arlington, Va.	W. (T.B.) - '20	10/0/0/0
44	Takitaki, Sione	LB	6-1	238	6/8/95	25	2	Brigham Young	Fontana, Calif.	D3 - '19	10/8/0/0
10	Taylor, Taywan	WR	5-11	205	3/2/95	25	4	Western Kentucky	Louisville, Ky.	FA - '20	2/0/0/4
96	Taylor, Vincent	DT	6-3	304	1/5/94	26	4	Oklahoma State	San Antonio, Texas	W. (Buf.) - '20	9/1/0/1
77	Teller, Wyatt	G	6-4	315	11/21/94	26	3	Virginia Tech	Bealeton, Va.	Tr. (Buf.) - '19	7/7/0/3
20	Thomas, Tavierre	CB	5-10	205	3/11/96	24	3	Ferris State	Detroit, Mich.	W. (Ari.) - '18	10/3/0/0
64	Tretter, JC	C	6-4	307	2/12/91	29	8	Cornell	Akron, N.Y.	UFA (G.B.) - '17	10/10/0/0
54	Vernon, Olivier	DE	6-2	262	10/7/90	30	9	Miami (Fla.)	Miami, Fla.	Tr. (NYG) - '19	8/7/0/2
21	Ward, Denzel	CB	5-11	190	4/28/97	23	3	Ohio State	Macedonia, Ohio	D1b - '18	10/10/0/0
71	Wills Jr., Jedrick	T	6-4	307	5/17/99	21	R	Alabama	Lexington, Ky.	D1 - '20	10/10/0/0
51	Wilson, Mack	LB	6-1	233	2/14/98	22	2	Alabama	Montgomery, Ala.	D5a - '19	8/4/0/2
Reserve/Injured (7):											
13	Beckham Jr., Odell (knee, 10/27)	WR	5-11	198	11/5/92	28	7	Louisiana State	New Orleans, La.	Tr. (NYG) - '19	7/7/0/0
22	Delpit, Grant (achilles, 8/25)	S	6-3	208	9/20/98	22	R	Louisiana State	Houston, Texas	D2 - '20	0/0/0/0
19	Natson, JoJo (knee, 9/28)	WR	5-7	153	2/1/94	26	4	Akron	Fort Lauderdale, Fla.	FA - '20	3/0/0/0
60	Obinna, George (triceps, 8/19)	DE	6-2	245	8/23/96	24	R	Sacramento State	Tracy, Calif.	FA - '20	0/0/0/0
61	Weaver, Curtis (foot, 8/27)	DE	6-2	265	8/3/98	22	R	Boise State	Long Beach, Calif.	W. (Mia.) - '20	0/0/0/0
26	Williams, Greedy (shoulder, 10/12)	CB	6-2	185	12/3/97	22	2	Louisiana State	Shreveport, La.	D2 - '19	0/0/0/5
59	Young, Trevon (back, 7/28)	DE	6-4	258	4/1/95	25	1	Louisville	Des Moines, Iowa.	FA - '20	0/0/0/0
Reserve/COVID-19 (3):											
95	Garrett, Myles	DE	6-4	272	12/29/95	24	4	Texas A&M	Arlington, Texas	D1a - '17	9/9/0/0
74	Hubbard, Chris	T	6-4	295	4/23/91	29	7	UAB	Columbus, Ga.	UFA (Pit.) - '18	7/4/0/1
31	Janovich, Andy	FB	6-1	238	5/23/93	27	5	Nebraska	Gretna, Neb.	Tr. (Den.) - '20	9/3/0/0
Reserve/Opt-Out (5):											
99	Billings, Andrew	DT	6-1	328	3/6/95	25	5	Baylor	Waco, Texas.	UFA (Cin.) - '20	0/0/0/0
68	Dorbeck, Drake	T	6-7	317	10/7/96	24	R	Southern Mississippi	Vicksburg, Miss.	FA - '20	0/0/0/0
79	Forbes, Drew	G	6-5	308	1/18/97	23	2	Southeast Missouri State	Bonne Terre, Mo.	D6 - '19	0/0/0/0
72	Gossett, Colby	G	6-5	330	6/23/95	25	1	Appalachian State	Cumming, Ga.	FA - '19	0/0/0/0
62	Pridgeon, Malcolm	G	6-6	331	1/20/95	25	1	Ohio State	Central Islip, N.Y.	FA - '20	0/0/0/0
Practice squad (16):											
48	Benton, Elijah	S	6-1	205	9/5/96	24	R	Liberty	Forest, Va.	FA - '20	1/0/0/0
84	Bradley, Ja'Marcus	WR	6-1	198	12/11/96	23	R	Louisiana-Lafayette	Ackerman, Miss.	FA - '20	0/0/0/0
40	Denmark, Stephen	CB	6-3	214	4/20/96	24	1	Valdosta State	Tallahassee, Fla.	FA - '20	0/0/0/0
68	Dunn, Michael	G	6-5	315	8/28/94	26	1	Maryland	Bethesda, Md.	FA - '20	2/0/0/0
38	Green, A.J.	CB	6-2	198	6/9/98	22	R	Oklahoma State	DeSoto, Texas	FA - '20	1/0/0/0
66	Ivie, Joey	DT	6-3	295	1/22/95	25	2	Florida	Dade City, Fla.	FA - '20	0/0/1/0
49	Kelly, John	RB	5-10	208	10/4/96	24	3	Tennessee	Detroit, Mich.	FA - '20	0/0/0/0
17	Lauletta, Kyle	QB	6-3	222	3/17/95	25	2	Richmond	Exton, Pa.	FA - '20	0/0/0/0
69	Malveaux, Cameron	DE	6-6	265	9/22/94	26	3	Houston	Hamshire, Texas	FA - '20	1/0/0/0
86	Markway, Kyle	TE	6-4	247	3/4/97	23	1	South Carolina	St. Louis, Mo.	FA - '20	0/0/0/0
9	McCrane, Matthew	K	5-10	165	9/8/94	26	2	Kansas State	Brownwood, Texas	FA - '20	0/0/0/0
41	Meander, Montrel	LB	6-2	215	9/20/94	26	1	Grambling State	Amarillo, Texas	FA - '20	2/0/0/0
63	Patterson, Javon	C	6-3	305	7/8/97	23	2	Mississippi	Petal, Miss.	FA - '20	0/0/0/0
43	Stanton, Johnny	FB	6-2	240	9/7/94	26	2	UNLV	Rancho Santa Margarita, Calif.	FA - '20	1/0/0/0
60	Taylor, Alex	T	6-8	301	4/29/97	23	R	South Carolina State	Moncks Corner, S.C.	FA - '20	0/0/0/0
16	Willies, Derrick	WR	6-4	207	10/17/94	26	2	Texas Tech	San Bernadino, Calif.	FA - '20	0/0/0/0
Practice squad/Injured (2):											
87	Franks, Jordan	TE	6-4	246	2/1/96	24	2	Central Florida	Wakulla, Fla.	FA - '20	0/0/0/0
15	Switzer, Ryan	WR	5-9	183	11/4/94	26	4	North Carolina	Miami, Fla.	FA - '20	0/0/0/0

*Lee appeared in four games and was inactive for one game with Detroit.

NUMERICAL ROSTER AS OF NOV. 24, 2020

NO	NAME	POS	HT	WT	DOB	AGE	EXP	COLLEGE	HOMETOWN	HOW ACQ
2	Cody Parkey	K	6-0	190	2/19/92	28	7	Auburn	Jupiter, Fla.	FA - '20
5	Case Keenum	QB	6-1	215	2/17/88	32	8	Houston	Abilene, Texas.	UFA (Was.) - '20
6	Baker Mayfield	QB	6-1	215	4/14/95	25	3	Oklahoma	Austin, Texas	D1a - '18
7	Jamie Gillan	P	6-1	207	7/4/97	23	2	Arkansas Pine Bluff	Leonardtown, Md.	FA - '19
10	Taywan Taylor	WR	5-11	205	3/2/95	25	4	Western Kentucky	Louisville, Ky.	FA - '20
11	Donovan Peoples-Jones	WR	6-2	204	2/19/99	21	R	Michigan	Detroit, Mich.	D6 - '20
12	KhaDarel Hodge	WR	6-2	205	1/3/95	25	3	Prairie View A&M	D'Lo, Miss.	W. (LAR) - '19
20	Tavierre Thomas	CB	5-10	205	3/11/96	24	3	Ferris State	Detroit, Mich.	W. (Arl.) - '18
21	Denzel Ward	CB	5-11	190	4/28/97	23	3	Ohio State	Macedonia, Ohio	D1b - '18
23	Andrew Sendejo	S	6-0	210	9/9/87	33	10	Rice	San Antonio, Texas.	UFA (Min.) - '20
24	Nick Chubb	RB	5-11	227	12/27/95	24	3	Georgia	Cedartown, Ga.	D2b - '18
25	Dontrell Hilliard	RB	5-11	202	2/26/95	25	3	Tulane	Baton Rouge, La.	FA - '20
27	Kareem Hunt	RB	5-11	216	8/6/95	25	4	Toledo	Willoughby, Ohio	FA - '19
28	Kevin Johnson	CB	6-0	185	8/5/92	28	6	Wake Forest	Clarksville, Md.	UFA (Buf.) - '20
29	Sheldrick Redwine	S	6-0	196	11/6/96	24	2	Miami (Fla.)	Miami, Fla.	D4 - '19
30	D'Ernest Johnson	RB	5-10	208	2/27/96	24	2	South Florida	Immokalee, Fla.	FA - '19
33	Ronnie Harrison Jr.	S	6-3	214	4/18/97	23	3	Alabama	Tallahassee, Fla.	Tr. (Jax) - '20
34	Robert Jackson	CB	6-2	207	12/8/93	26	2	UNLV	Fort Myers, Fla.	FA - '20
35	Jovante Moffatt	S	5-11	213	12/25/96	23	R	Middle Tennessee State	Union City, Tenn.	FA - '20
36	M.J. Stewart Jr.	CB	5-11	200	9/16/95	25	3	North Carolina	Arlington, Va.	W. (T.B.) - '20
39	Terrance Mitchell	CB	5-11	191	5/17/92	28	7	Oregon	Sacramento, Calif.	UFA (K.C.) - '18
42	Karl Joseph	S	5-10	200	9/8/93	27	5	West Virginia	Orlando, Fla.	UFA (L.V.) - '20
44	Sione Takitaki	LB	6-1	238	6/8/95	25	2	Brigham Young	Fontana, Calif.	D3 - '19
47	Charley Hughlett	LS	6-4	248	5/16/90	30	6	Central Florida	Tampa, Fla.	FA - '14
50	Jacob Phillips	LB	6-3	228	4/1/99	21	R	Louisiana State	Nashville, Tenn.	D3b - '20
51	Mack Wilson	LB	6-1	233	2/14/98	22	2	Alabama	Montgomery, Ala.	D5a - '19
52	Elijah Lee	LB	6-3	230	2/5/96	24	4	Kansas State	Blue Springs, Mo.	W. (Det.) - '20
53	Nick Harris	C	6-1	293	11/13/98	22	R	Washington	Inglewood, Calif.	D5 - '20
54	Olivier Vernon	DE	6-2	262	10/7/90	30	9	Miami (Fla.)	Miami, Fla.	Tr. (NYG) - '19
55	Tae Davis	LB	6-1	224	8/14/96	24	3	Chattanooga	Oxford, Ala.	W. (NYG) - '19
56	Malcolm Smith	LB	6-0	225	7/5/89	31	9	Southern California	Los Angeles, Calif.	FA - '20
64	JC Tretter	C	6-4	307	2/12/91	29	8	Cornell	Akron, N.Y.	UFA (G.B.) - '17
65	Larry Ogunjobi	DT	6-3	305	6/3/94	26	4	Charlotte	Greensboro, N.C.	D3 - '17
70	Kendall Lamm	T	6-5	310	6/5/92	28	6	Appalachian State	Charlotte, N.C.	UFA (Hou.) - '19
71	Jedrick Willis Jr.	T	6-4	307	5/17/99	21	R	Alabama	Lexington, Ky.	D1 - '20
75	Joel Bitonio	G	6-4	320	10/11/91	29	7	Nevada	Long Beach, Calif.	D2 - '14
77	Wyatt Teller	G	6-4	315	11/21/94	26	3	Virginia Tech	Beaeton, Va.	Tr. (Buf.) - '19
78	Jack Conklin	T	6-6	308	8/17/94	26	5	Michigan State	Plainwell, Mich.	UFA (Ten.) - '20
80	Jarvis Landry	WR	5-11	196	11/28/92	28	7	Louisiana State	Metairie, La.	Tr. (Mia.) - '18
81	Austin Hooper	TE	6-4	255	10/29/94	26	5	Stanford	San Ramon, Calif.	UFA (Atl.) - '20
82	Rashard Higgins	WR	6-1	198	10/7/94	26	5	Colorado State	Dallas, Texas	D5c - '16
85	David Njoku	TE	6-4	246	7/10/96	24	4	Miami (Fla.)	Cedar Grove, N.J.	D1c - '17
88	Harrison Bryant	TE	6-5	230	4/23/98	22	R	Florida Atlantic	Gray, Ga.	D4 - '20
89	Stephen Carlson	TE	6-4	240	12/12/96	23	2	Princeton	Jamestown, N.Y.	FA - '19
90	Jordan Elliott	DT	6-4	303	11/23/97	23	R	Missouri	Missouri City, Texas	D3a - '20
91	Joe Jackson	DE	6-4	278	12/20/96	23	2	Miami (Fla.)	Homestead, Fla.	W. (Dal.) - '20
93	B.J. Goodson	LB	6-1	242	5/29/93	27	5	Clemson	Lamar, S.C.	UFA (G.B.) - '20
94	Adrian Clayborn	DE	6-3	280	7/6/88	32	10	Iowa	St. Louis, Mo.	UFA (Atl.) - '20
96	Vincent Taylor	DT	6-3	304	1/5/94	26	4	Oklahoma State	San Antonio, Texas	W. (Buf.) - '20
97	Porter Gustin	DE	6-5	257	2/8/97	23	2	Southern California	Elk Ridge, Utah	FA - '19
98	Sheldon Richardson	DT	6-3	294	11/29/90	30	8	Missouri	St. Louis, Mo.	UFA (Min.) - '19
Reserve/Injured (7):										
13	Odell Beckham Jr. (knee, 10/27)	WR	5-11	198	11/5/92	28	7	Louisiana State	New Orleans, La.	Tr. (NYG) - '19
19	JoJo Natson (knee, 9/29)	WR	5-7	153	2/1/94	26	4	Akron	Fort Lauderdale, Fla.	FA - '20
22	Grant Delpit (achilles, 8/25)	S	6-3	208	9/20/98	22	R	Louisiana State	Houston, Texas	D2 - '20
26	Greedy Williams (shoulder, 10/12)	CB	6-2	185	12/3/97	22	2	Louisiana State	Shreveport, La.	D2 - '19
59	Trevon Young (back, 7/28)	DE	6-4	258	4/1/95	25	1	Louisville	Des Moines, Iowa.	FA - '20
60	George Obinna (triceps, 8/19)	DE	6-2	245	8/23/96	24	R	Sacramento State	Tracy, Calif.	FA - '20
61	Curtis Weaver (foot, 8/27)	DE	6-2	265	8/3/98	22	R	Boise State	Long Beach, Calif.	W. (Mia.) - '20
Reserve/COVID-19 (3):										
31	Andy Janovich	FB	6-1	238	5/23/93	27	5	Nebraska	Gretna, Neb.	Tr. (Den.) - '20
74	Chris Hubbard	T	6-4	295	4/23/91	29	7	UAB	Columbus, Ga.	UFA (Pit.) - '18
95	Myles Garrett	DE	6-4	272	12/29/95	24	4	Texas A&M	Arlington, Texas	D1a - '17
Reserve/Opt-Out (5):										
62	Malcolm Pridgeon	G	6-6	331	1/20/95	25	1	Ohio State	Central Islip, N.Y.	FA - '20
68	Drake Dorbeck	T	6-7	317	10/7/96	24	R	Southern Mississippi	Vicksburg, Miss.	FA - '20
72	Colby Gossett	G	6-5	330	6/23/95	25	1	Appalachian State	Cumming, Ga.	FA - '19
79	Drew Forbes	G	6-5	308	1/18/97	23	2	Southeast Missouri State	Bonne Terre, Mo.	D6 - '19
99	Andrew Billings	DT	6-1	328	3/6/95	25	5	Baylor	Waco, Texas.	UFA (Cin.) - '20
Practice squad (16):										
9	Matthew McCrane	K	5-10	165	9/8/94	26	2	Kansas State	Brownwood, Texas	FA - '20
16	Derrick Willies	WR	6-4	207	10/17/94	26	2	Texas Tech	San Bernadino, Calif.	FA - '20
17	Kyle Lauletta	QB	6-3	222	3/17/95	25	2	Richmond	Exton, Pa.	FA - '20
38	A.J. Green	CB	6-2	198	6/9/98	22	R	Oklahoma State	DeSoto, Texas	FA - '20
40	Stephen Denmark	CB	6-3	214	4/20/96	24	1	Valdosta State	Tallahassee, Fla.	FA - '20
43	Johnny Stanton	FB	6-2	240	9/7/94	26	2	UNLV	Rancho Santa Margarita, Calif.	FA - '20
41	Montrel Meander	LB	6-2	215	9/20/94	26	1	Grambling State	Amarillo, Texas	FA - '20
48	Elijah Benton	S	6-1	205	9/5/96	24	R	Liberty	Forest, Va.	FA - '20
49	John Kelly	RB	5-10	208	10/4/96	24	3	Tennessee	Detroit, Mich.	FA - '20
60	Alex Taylor	T	6-8	301	4/29/97	23	R	South Carolina State	Moncks Corner, S.C.	FA - '20
63	Javon Patterson	C	6-3	305	7/8/97	23	2	Mississippi	Petal, Miss.	FA - '20
66	Joey Ivie	DT	6-3	295	1/22/95	25	2	Florida	Dade City, Fla.	FA - '20
68	Michael Dunn	G	6-5	315	8/28/94	26	1	Maryland	Bethesda, Md.	FA - '20
69	Cameron Malveaux	DE	6-6	265	9/22/94	26	3	Houston	Hamshire, Texas	FA - '20
84	Ja' Marcus Bradley	WR	6-1	198	12/11/96	23	R	Louisiana-Lafayette	Ackerman, Miss.	FA - '20
86	Kyle Markway	TE	6-4	247	3/4/97	23	1	South Carolina	St. Louis, Mo.	FA - '20
Practice squad/Injured (2):										
15	Ryan Switzer	WR	5-9	183	11/4/94	26	4	North Carolina	Miami, Fla.	FA - '20
87	Jordan Franks	TE	6-4	246	2/1/96	24	2	Central Florida	Wakulla, Fla.	FA - '20

*Lee appeared in four games and was inactive for one game with Detroit.

ROSTER BY POSITION AS OF NOV. 24, 2020

	QUARTERBACKS (2)	POS	HT	WT	DOB	AGE	EXP	COLLEGE	HOMETOWN	HOW ACO
5	Keenum, Case	QB	6-1	215	2/17/88	32	8	Houston	Abilene, Texas.	UFA (Was.) - '20
6	Mayfield, Baker	QB	6-1	215	4/14/95	25	3	Oklahoma	Austin, Texas	D1a - '18
RUNNING BACKS (5)										
24	Chubb, Nick	RB	5-11	227	12/27/95	24	3	Georgia	Cedartown, Ga.	D2b - '18
25	Hilliard, Dontrell	RB	5-11	202	2/26/95	25	3	Tulane	Baton Rouge, La.	FA - '20
27	Hunt, Kareem	RB	5-11	216	8/6/95	25	4	Toledo	Willoughby, Ohio	FA - '19
* 31	Janovich, Andy	FB	6-1	238	5/23/93	27	5	Nebraska	Gretna, Neb.	Tr. (Den.) - '20
30	Johnson, D'Ernest	RB	5-10	208	2/27/96	24	2	South Florida	Immokalee, Fla.	FA - '19
WIDE RECEIVERS (7)										
* 13	Beckham Jr., Odell	WR	5-11	198	11/5/92	28	7	Louisiana State	New Orleans, La.	Tr. (NYG) - '19
82	Higgins, Rashard	WR	6-1	198	10/7/94	26	5	Colorado State	Dallas, Texas	D5c - '16
12	Hodge, KhaDarel	WR	6-2	205	1/3/95	25	3	Prairie View A&M	D'Lo, Miss.	W. (LAR) - '19
80	Landry, Jarvis	WR	5-11	196	11/28/92	28	7	Louisiana State	Metairie, La.	Tr. (Mia.) - '18
* 19	Natson, JoJo	WR	5-7	153	2/1/94	26	4	Akron	Fort Lauderdale, Fla.	FA - '20
11	Peoples-Jones, Donovan	WR	6-2	204	2/19/99	21	R	Michigan	Detroit, Mich.	D6 - '20
10	Taylor, Taywan	WR	5-11	205	3/2/95	25	4	Western Kentucky	Louisville, Ky.	FA - '20
TIGHT ENDS (4)										
88	Bryant, Harrison	TE	6-5	230	4/23/98	22	R	Florida Atlantic	Gray, Ga.	D4 - '20
89	Carlson, Stephen	TE	6-4	240	12/12/96	23	2	Princeton	Jamestown, N.Y.	FA - '19
81	Hooper, Austin	TE	6-4	255	10/29/94	26	5	Stanford	San Ramon, Calif.	UFA (Atl.) - '20
85	Njoku, David	TE	6-4	246	7/10/96	24	4	Miami (Fla.)	Cedar Grove, N.J.	D1c - '17
OFFENSIVE LINEMEN (12)										
75	Bitonio, Joel	G	6-4	320	10/11/91	29	7	Nevada	Long Beach, Calif.	D2 - '14
78	Conklin, Jack	T	6-6	308	8/17/94	26	5	Michigan State	Plainwell, Mich.	UFA (Ten.) - '20
* 68	Dorbeck, Drake	T	6-7	317	10/7/96	24	R	Southern Mississippi	Vicksburg, Miss.	FA - '20
* 79	Forbes, Drew	G	6-5	308	1/18/97	23	2	Southeast Missouri State	Bonne Terre, Mo.	D6 - '19
* 72	Gossett, Colby	G	6-5	330	6/23/95	25	1	Appalachian State	Cumming, Ga.	FA - '19
53	Harris, Nick	C	6-1	293	11/13/98	22	R	Washington	Inglewood, Calif.	D5 - '20
* 74	Hubbard, Chris	T	6-4	295	4/23/91	29	7	UAB	Columbus, Ga.	UFA (Pit.) - '18
70	Lamm, Kendall	T	6-5	310	6/5/92	28	6	Appalachian State	Charlotte, N.C.	UFA (Hou.) - '19
* 62	Pridgeon, Malcolm	G	6-6	331	1/20/95	25	1	Ohio State	Central Islip, N.Y.	FA - '20
77	Teller, Wyatt	G	6-4	315	11/21/94	26	3	Virginia Tech	Bealeton, Va.	Tr. (Buf.) - '19
64	Tretter, JC	C	6-4	307	2/12/91	29	8	Cornell	Akron, N.Y.	UFA (G.B.) - '17
71	Wills Jr., Jedrick	T	6-4	307	5/17/99	21	R	Alabama	Lexington, Ky.	D1 - '20
DEFENSIVE LINEMEN (13)										
* 99	Billings, Andrew	DT	6-1	328	3/6/95	25	5	Baylor	Waco, Texas.	UFA (Cin.) - '20
94	Clayborn, Adrian	DE	6-3	280	7/6/88	32	10	Iowa	St. Louis, Mo.	UFA (Atl.) - '20
90	Elliott, Jordan	DT	6-4	303	11/23/97	23	R	Missouri	Missouri City, Texas	D3a - '20
* 95	Garrett, Myles	DE	6-4	272	12/29/95	24	4	Texas A&M	Arlington, Texas	D1a - '17
97	Gustin, Porter	DE	6-5	257	2/8/97	23	2	Southern California	Elk Ridge, Utah	FA - '19
91	Jackson, Joe	DE	6-4	278	12/20/96	23	2	Miami (Fla.)	Homestead, Fla.	W. (Dal.) - '20
* 60	Obinna, George	DE	6-2	245	8/23/96	24	R	Sacramento State	Tracy, Calif.	FA - '20
65	Ogunjobi, Larry	DT	6-3	305	6/3/94	26	4	Charlotte	Greensboro, N.C.	D3 - '17
98	Richardson, Sheldon	DT	6-3	294	11/29/90	30	8	Missouri	St. Louis, Mo.	UFA (Min.) - '19
96	Taylor, Vincent	DT	6-3	304	1/5/94	26	4	Oklahoma State	San Antonio, Texas	W. (Buf.) - '20
54	Vernon, Olivier	DE	6-2	262	10/7/90	30	9	Miami (Fla.)	Miami, Fla.	Tr. (NYG) - '19
* 61	Weaver, Curtis	DE	6-2	265	8/3/98	22	R	Boise State	Long Beach, Calif.	W. (Mia.) - '20
* 59	Young, Trevon	DE	6-4	258	4/1/95	25	1	Louisville	Des Moines, Iowa.	FA - '20
LINEBACKERS (7)										
55	Davis, Tae	LB	6-1	224	8/14/96	24	3	Chattanooga	Oxford, Ala.	W. (NYG) - '19
93	Goodson, B.J.	LB	6-1	242	5/29/93	27	5	Clemson	Lamar, S.C.	UFA (G.B.) - '20
52	Lee, Elijah	LB	6-3	230	2/5/96	24	4	Kansas State	Blue Springs, Mo.	W. (Det.) - '20
50	Phillips, Jacob	LB	6-3	228	4/1/99	21	R	Louisiana State	Nashville, Tenn.	D3b - '20
56	Smith, Malcolm	LB	6-0	225	7/5/89	31	9	Southern California	Los Angeles, Calif.	FA - '20
44	Takitaki, Sione	LB	6-1	238	6/8/95	25	2	Brigham Young	Fontana, Calif.	D3 - '19
51	Wilson, Mack	LB	6-1	233	2/14/98	22	2	Alabama	Montgomery, Ala.	D5a - '19
DEFENSIVE BACKS (13)										
* 22	Delpit, Grant	S	6-3	208	9/20/98	22	R	Louisiana State	Houston, Texas	D2 - '20
37	Harrison Jr., Ronnie	S	6-3	214	4/18/97	23	3	Alabama	Tallahassee, Fla.	Tr. (Jax) - '20
34	Jackson, Robert	CB	6-2	207	12/8/93	26	2	UNLV	Fort Myers, Fla.	FA - '20
28	Johnson, Kevin	CB	6-0	185	8/5/92	28	6	Wake Forest	Clarksville, Md.	UFA (Buf.) - '20
42	Joseph, Karl	S	5-10	200	9/8/93	27	5	West Virginia	Orlando, Fla.	UFA (L.V.) - '20
39	Mitchell, Terrance	CB	5-11	191	5/17/92	28	7	Oregon	Sacramento, Calif.	UFA (K.C.) - '18
35	Moffatt, Jovante	S	5-11	213	12/25/96	23	R	Middle Tennessee State	Union City, Tenn.	FA - '20
29	Redwine, Sheldrick	S	6-0	196	11/6/96	24	2	Miami (Fla.)	Miami, Fla.	D4 - '19
23	Sendejo, Andrew	S	6-0	210	9/9/87	33	10	Rice	San Antonio, Texas.	UFA (Min.) - '20
36	Stewart Jr., M.J.	CB	5-11	200	9/16/95	25	3	North Carolina	Arlington, Va.	W. (T.B.) - '20
20	Thomas, Tavierre	CB	5-10	205	3/11/96	24	3	Ferris State	Detroit, Mich.	W. (Ari.) - '18
21	Ward, Denzel	CB	5-11	190	4/28/97	23	3	Ohio State	Macedonia, Ohio	D1b - '18
* 26	Williams, Greedy	CB	6-2	185	12/3/97	22	2	Louisiana State	Shreveport, La.	D2 - '19
SPECIALISTS (3)										
7	Gillan, Jamie	P	6-1	207	7/4/97	23	2	Arkansas Pine-Bluff	Leonardtown, Md.	FA - '19
47	Hughlett, Charley	LS	6-4	248	5/16/90	30	6	Central Florida	Tampa, Fla.	FA - '14
2	Parkey, Cody	K	6-0	190	2/19/92	28	7	Auburn	Jupiter, Fla.	FA - '20

* denotes player on a reserve list

ROSTER BY EXPERIENCE AS OF NOV. 24, 2020

	<u>NO</u>	<u>NAME</u>	<u>POS</u>	<u>HT</u>	<u>WT</u>	<u>DOB</u>	<u>AGE</u>	<u>EXP</u>	<u>COLLEGE</u>	<u>HOMETOWN</u>	<u>HOW ACO</u>
10th Year (2)	94	Clayborn, Adrian	DE	6-3	280	7/6/88	32	10	Iowa	St. Louis, Mo.	UFA (Atl.) - '20
	23	Sendejo, Andrew	S	6-0	210	9/9/87	33	10	Rice	San Antonio, Texas.	UFA (Min.) - '20
9th Year (2)	56	Smith, Malcolm	LB	6-0	225	7/5/89	31	9	Southern California	Los Angeles, Calif.	FA - '20
	54	Vernon, Olivier	DE	6-2	262	10/7/90	30	9	Miami (Fla.)	Miami, Fla.	Tr. (NYG) - '19
8th Year (3)	5	Keenum, Case	QB	6-1	215	2/17/88	32	8	Houston	Abilene, Texas.	UFA (Was.) - '20
	98	Richardson, Sheldon	DT	6-3	294	11/29/90	30	8	Missouri	St. Louis, Mo.	UFA (Min.) - '19
	64	Tretter, JC	C	6-4	307	2/12/91	29	8	Cornell	Akron, N.Y.	UFA (G.B.) - '17
7th Year (6)	* 13	Beckham Jr., Odell	WR	5-11	198	11/5/92	28	7	Louisiana State	New Orleans, La.	Tr. (NYG) - '19
	75	Bitonio, Joel	G	6-4	320	10/11/91	29	7	Nevada	Long Beach, Calif.	D2 - '14
	* 74	Hubbard, Chris	T	6-4	295	4/23/91	29	7	UAB	Columbus, Ga.	UFA (Pit.) - '18
	80	Landry, Jarvis	WR	5-11	196	11/28/92	28	7	Louisiana State	Metairie, La.	Tr. (Mia.) - '18
	39	Mitchell, Terrance	CB	5-11	191	5/17/92	28	7	Oregon	Sacramento, Calif.	UFA (K.C.) - '18
	2	Parkey, Cody	K	6-0	190	2/19/92	28	7	Auburn	Jupiter, Fla.	FA - '20
6th Year (3)	47	Hughlett, Charley	LS	6-4	248	5/16/90	30	6	Central Florida	Tampa, Fla.	FA - '14
	28	Johnson, Kevin	CB	6-0	185	8/5/92	28	6	Wake Forest	Clarksville, Md.	UFA (Buf.) - '20
	70	Lamm, Kendall	T	6-5	310	6/5/92	28	6	Appalachian State	Charlotte, N.C.	UFA (Hou.) - '19
5th Year (7)	* 99	Billings, Andrew	DT	6-1	328	3/6/95	25	5	Baylor	Waco, Texas.	UFA (Cin.) - '20
	78	Conklin, Jack	T	6-6	308	8/17/94	26	5	Michigan State	Plainwell, Mich.	UFA (Ten.) - '20
	93	Goodson, B.J.	LB	6-1	242	5/29/93	27	5	Clemson	Lamar, S.C.	UFA (G.B.) - '20
	82	Higgins, Rashard	WR	6-1	198	10/7/94	26	5	Colorado State	Dallas, Texas	D5c - '16
	81	Hooper, Austin	TE	6-4	255	10/29/94	26	5	Stanford	San Ramon, Calif.	UFA (Atl.) - '20
	* 31	Janovich, Andy	FB	6-1	238	5/23/93	27	5	Nebraska	Gretna, Neb.	Tr. (Den.) - '20
	42	Joseph, Karl	S	5-10	200	9/8/93	27	5	West Virginia	Orlando, Fla.	UFA (L.V.) - '20
4th Year (8)	* 95	Garrett, Myles	DE	6-4	272	12/29/95	24	4	Texas A&M	Arlington, Texas	D1a - '17
	27	Hunt, Kareem	RB	5-11	216	8/6/95	25	4	Toledo	Willoughby, Ohio	FA - '19
	52	Lee, Elijah	LB	6-3	230	2/5/96	24	4	Kansas State	Blue Springs, Mo.	W. (Det.) - '20
	* 19	Natson, JoJo	WR	5-7	153	2/1/94	26	4	Akron	Fort Lauderdale, Fla.	FA - '20
	85	Njoku, David	TE	6-4	246	7/10/96	24	4	Miami (Fla.)	Cedar Grove, N.J.	D1c - '17
	65	Ogunjobi, Larry	DT	6-3	305	6/3/94	26	4	Charlotte	Greensboro, N.C.	D3 - '17
	10	Taylor, Taywan	WR	5-11	205	3/2/95	25	4	Western Kentucky	Louisville, Ky.	FA - '20
	96	Taylor, Vincent	DT	6-3	304	1/5/94	26	4	Oklahoma State	San Antonio, Texas	W. (Buf.) - '20
3rd Year (10)	24	Chubb, Nick	RB	5-11	227	12/27/95	24	3	Georgia	Cedartown, Ga.	D2b - '18
	55	Davis, Tae	LB	6-1	224	8/14/96	24	3	Chattanooga	Oxford, Ala.	W. (NYG) - '19
	37	Harrison Jr., Ronnie	S	6-3	214	4/18/97	23	3	Alabama	Tallahassee, Fla.	Tr. (Jax) - '20
	25	Hilliard, Dontrell	RB	5-11	202	2/26/95	25	3	Tulane	Baton Rouge, La.	FA - '20
	12	Hodge, KhaDarel	WR	6-2	205	1/3/95	25	3	Prairie View A&M	D'Lo, Miss.	W. (LAR) - '19
	6	Mayfield, Baker	QB	6-1	215	4/14/95	25	3	Oklahoma	Austin, Texas	D1a - '18
	36	Stewart Jr., M.J.	CB	5-11	200	9/16/95	25	3	North Carolina	Arlington, Va.	W. (T.B.) - '20
	77	Teller, Wyatt	G	6-4	315	11/21/94	26	3	Virginia Tech	Beaeton, Va.	Tr. (Buf.) - '19
	20	Thomas, Tavierre	CB	5-10	205	3/11/96	24	3	Ferris State	Detroit, Mich.	W. (Ari.) - '18
	21	Ward, Denzel	CB	5-11	190	4/28/97	23	3	Ohio State	Macedonia, Ohio	D1b - '18
2nd Year (11)	89	Carlson, Stephen	TE	6-4	240	12/12/96	23	2	Princeton	Jamestown, N.Y.	FA - '19
	* 79	Forbes, Drew	G	6-5	308	1/18/97	23	2	Southeast Missouri State	Bonne Terre, Mo.	D6 - '19
	7	Gillan, Jamie	P	6-1	207	7/4/97	23	2	Arkansas Pine Bluff	Leonardtown, Md.	FA - '19
	97	Gustin, Porter	DE	6-5	257	2/8/97	23	2	Southern California	Elk Ridge, Utah	FA - '19
	91	Jackson, Joe	DE	6-4	278	12/20/96	23	2	Miami (Fla.)	Homestead, Fla.	W. (Dal.) - '20
	34	Jackson, Robert	CB	6-2	207	12/8/93	26	2	UNLV	Fort Myers, Fla.	FA - '20
	30	Johnson, D'Ernest	RB	5-10	208	2/27/96	24	2	South Florida	Immokalee, Fla.	FA - '19
	29	Redwine, Sheldrick	S	6-0	196	11/6/96	24	2	Miami (Fla.)	Miami, Fla.	D4 - '19
	44	Takitaki, Sione	LB	6-1	238	6/8/95	25	2	Brigham Young	Fontana, Calif.	D3 - '19
	* 26	Williams, Greedy	CB	6-2	185	12/3/97	22	2	Louisiana State	Shreveport, La.	D2 - '19
	51	Wilson, Mack	LB	6-1	233	2/14/98	22	2	Alabama	Montgomery, Ala.	D5a - '19
1st Year (3)	* 72	Gossett, Colby	G	6-5	330	6/23/95	25	1	Appalachian State	Cumming, Ga.	FA - '19
	* 62	Pridgeon, Malcolm	G	6-6	331	1/20/95	25	1	Ohio State	Central Islip, N.Y.	FA - '20
	* 59	Young, Trevon	DE	6-4	258	4/1/95	25	1	Louisville	Des Moines, Iowa.	FA - '20
Rookie (11)	88	Bryant, Harrison	TE	6-5	230	4/23/98	22	R	Florida Atlantic	Gray, Ga.	D4 - '20
	* 22	Delpit, Grant	S	6-3	208	9/20/98	22	R	Louisiana State	Houston, Texas	D2 - '20
	* 68	Dorbeck, Drake	T	6-7	317	10/7/96	24	R	Southern Mississippi	Vicksburg, Miss.	FA - '20
	90	Elliott, Jordan	DT	6-4	303	11/23/97	23	R	Missouri	Missouri City, Texas	D3a - '20
	53	Harris, Nick	C	6-1	293	11/13/98	22	R	Washington	Inglewood, Calif.	D5 - '20
	35	Moffatt, Jovante	S	5-11	213	12/25/96	23	R	Middle Tennessee State	Union City, Tenn.	FA - '20
	* 60	Obinna, George	DE	6-2	245	8/23/96	24	R	Sacramento State	Tracy, Calif.	FA - '20
	11	Peoples-Jones, Donovan	WR	6-2	204	2/19/99	21	R	Michigan	Detroit, Mich.	D6 - '20
	50	Phillips, Jacob	LB	6-3	228	4/1/99	21	R	Louisiana State	Nashville, Tenn.	D3b - '20
	* 61	Weaver, Curtis	DE	6-2	265	8/3/98	22	R	Boise State	Long Beach, Calif.	W. (Mia.) - '20
	71	Wills Jr., Jedrick	T	6-4	307	5/17/99	21	R	Alabama	Lexington, Ky.	D1 - '20

* denotes player on a reserve list

YEAR	1st Round Pick	2nd Round Pick	3rd Round Pick	4th Round Pick	5th Round Pick	6th Round Pick	7th Round Pick	Unrestricted Free Agent	Undrafted Free Agent	Street Free Agent	Trade	Waiver
2020	Jedrick Wills Jr.	*Grant DePit	Jordan Elliott Jacob Phillips	Harrison Bryant	Nick Harris	Donovan Peoples-Jones		*Andrew Billings (Cin.) Adrian Clayborn (Atl.) Jack Conklin (Ten.) B.J. Goodson (G.B.) Austin Hooper (Atl.) Kevin Johnson (Buf.) Karl Joseph (L.V.) Case Keenum (Was.) Andrew Sendejo (Min.)	*Drake Dorbeck Jovante Moffatt *George Obinna	Dontrell Hilliard Robert Jackson *JoJo Natson Cody Parkey *Malcolm Pridgeon Malcolm Smith Taywan Taylor *Trevon Young	Ronnie Harrison Jr. (Jax) *Andy Janovich (Den.)	Joe Jackson (Dal.) Elijah Lee (Det.) M.J. Stewart (T.B.) Vincent Taylor (Buf.) *Curtis Weaver (Mia.)
2019		*Greedy Williams	Sione Tuitakiki	Sheldrick Redwine	Mack Wilson	*Drew Forbes		Kendall Lamm (Hou.) Sheldon Richardson (Min.)	Stephen Carlson Jamie Gillan D'Ernest Johnson	*Colby Gossett Porter Gustin Kareem Hunt	*Odell Beckham Jr. (NYG) Wyatt Teller (Buf.) Olivier Vernon (NYG)	Tae Davis (NYG) Khabele Hodges (LAR)
2018	Baker Mayfield Denzel Ward	Nick Chubb						*Chris Hubbard (Pit.) Terrance Mitchell (K.C.)			Jarvis Landry (Mia.)	Tavienne Thomas (Ari.)
2017	*Myles Garrett David Njoku		Larry Ogunjobi					JC Tretter (G.B.)				
2016					Rashard Higgins							
2014		Joel Bitonio								Charley Hughlett		

* Denotes player on a reserve list

Roster breakdown:

20 draft picks (5 first round picks, 4 2nd round picks, 4 3rd round picks, 2 4th round picks, 3 5th round picks, 2 6th round picks, 0 7th round picks).

31 free agents (14 unrestricted free agents, 6 undrafted free agents, 12 street free agents).

6 via trade.

8 via waivers.

OFFENSE

WR	80 Jarvis Landry	<u>11</u> Donovan Peoples-Jones		
LT	<u>71</u> Jedrick Wills Jr.			
LG	75 Joel Bitonio			
C	64 JC Tretter	<u>53</u> Nick Harris		
RG	77 Wyatt Teller			
RT	78 Jack Conklin	70 Kendall Lamm		
TE	81 Austin Hooper	85 David Njoku		
WR	82 Rashard Higgins	12 KhaDarel Hodge	10 Taywan Taylor	
QB	6 Baker Mayfield	5 Case Keenum		
RB	24 Nick Chubb	27 Kareem Hunt	30 D'Ernest Johnson	25 Dontrell Hilliard
TE	<u>88</u> Harrison Bryant	89 Stephen Carlson		

DEFENSE

DE	97 Porter Gustin	91 Joe Jackson		
DT	98 Sheldon Richardson	<u>90</u> Jordan Elliott		
DT	65 Larry Ogunjobi	96 Vincent Taylor		
DE	54 Olivier Vernon	94 Adrian Clayborn		
WILL	51 Mack Wilson	56 Malcolm Smith	52 Elijah Lee	
MIKE	93 B.J. Goodson	55 Tae Davis		
SAM	44 Sione Takitaki	<u>50</u> Jacob Phillips		
CB	21 Denzel Ward	28 Kevin Johnson	36 M.J. Stewart	
CB	39 Terrance Mitchell	20 Tavierre Thomas	34 Robert Jackson	
SS	33 Ronnie Harrison Jr.	42 Karl Joseph		
FS	23 Andrew Sendejo	29 Sheldrick Redwine	<u>35</u> Jovante Moffatt	

SPECIAL TEAMS

P	7 Jamie Gillan			
K	2 Cody Parkey			
H	7 Jamie Gillan			
KR	<u>11</u> Donovan Peoples-Jones	30 D'Ernest Johnson	25 Dontrell Hilliard	
PR	<u>11</u> Donovan Peoples-Jones	30 D'Ernest Johnson	25 Dontrell Hilliard	
LS	47 Charley Hughlett			

Rookies are underlined

Injured players are in [brackets]

PRONUNCIATION GUIDE

Joel Bitonio	buh-TONE-ee-oh
KhaDarel Hodge	ka-DARE-uhl
Charley Hughlett	HEW-lit
David Njoku	nuh-JOE-koo
Larry Ogunjobi	OH-gun-JOE-bee
Sheldrick Redwine	SHELL-drick

Andrew Sendejo	sin-DAY-ho
Sione Takitaki	see-OH-nay TOCK-ee-TOCK-ee
Tavierre Thomas	TAV-ee-air
Olivier Vernon	oh-liv-EE-AYE

PARTICIPATION CHART

NFL Week	1	2	3	4	5	6	7	8	10	11	12	13	14	15	16	17				
Date	9/13	9/17	9/27	10/4	10/11	10/18	10/25	11/1	11/15	11/22	11/29	12/6	12/14	12/20	TBD	1/3				
Opponent	at BAL	CIN	WAS	at DAL	IND	at PIT	at CIN	LV	HOU	PHI	at JAX	at TEN	BAL	at NYG	at NYJ	PIT	6P	GS	DNP	IA
Beckham Jr., Odell	WR	WR	WR	WR	WR	WR	WR	IR - R on 10/27									7	7	0	0
Benton, Elijah	PS	PS	PS	PS	PS	SUB	PS	PS	PS	PS							1	0	0	0
Bitonio, Joel	LG	LG	LG	LG	LG	LG	LG	LG	LG	LG							10	10	0	0
Bradley, Ja'Marcus	PS	PS	PS	PS	PS	PS	PS	PS	PS	PS							0	0	0	0
Brown, Evan	SUB	SUB	IA	IA	IA	SUB	SUB	SUB	Not on team								5	0	0	3
Bryant, Harrison	TE	SUB	TE	SUB	SUB	SUB	TE	TE	TE	TE							10	6	0	0
Carlson, Stephen	SUB	SUB	SUB	SUB	SUB	SUB	TE	TE	SUB	SUB							10	2	0	0
Chubb, Nick	RB	RB	RB	RB	IR - R on 10/5				RB	RB							6	6	0	0
Clayborn, Adrian	SUB	DE	SUB	IA	SUB	SUB	SUB	SUB	SUB	SUB							9	1	0	1
Conklin, Jack	RT	DNP	RT	RT	RT	RT	RT	RT	RT	RT							9	9	1	0
Davis, Tae	SUB	SUB	SUB	IA	IA	SUB	SUB	SUB	SUB	IA							7	0	0	3
Delpit, Grant	IR - R on 8/25																0	0	0	0
Denmark, Stephen	Not on team								PS	PS							0	0	0	0
Dunn, Michael	PS	PS	PS	PS	PS	PS	PS	PS	SUB	SUB							2	0	0	0
Elliott, Jordan	SUB	SUB	SUB	SUB	SUB	SUB	SUB	SUB	SUB	SUB							10	0	0	0
Franks, Jordan	Not on team					PS	PS	PS	IR - R on 11/4								0	0	0	0
Garrett, Myles	DE	DE	DE	DE	DE	DE	DE	DE	DE	R - COVID-19 on 11/20							9	9	0	0
Gilbert, Garrett	PS	PS	PS	PS	PS	Not on team											0	0	0	0
Gilliam, Jamie	P	P	P	P	P	P	P	P	P	P							10	0	0	0
Goodson, B.J.	MIKE	MIKE	MIKE	MIKE	MIKE	MIKE	MIKE	MIKE	MIKE	MIKE							10	10	0	0
Green, A.J.	PS	PS	SUB	PS	PS	PS	PS	PS	PS	PS							1	0	0	0
Gustin, Porter	SUB	SUB	DE	SUB	DE	SUB	SUB	SUB	SUB	DE							10	3	0	0
Harris, Nick	DNP	DNP	SUB	SUB	SUB	SUB	SUB	SUB	SUB	SUB							8	0	2	0
Harrison Jr., Ronnie	SUB	SUB	SUB	SUB	SS	IA	S	SS	SS	SS							9	5	0	1
Higgins, Rashard	SUB	SUB	IA	IA	WR	SUB	SUB	SUB	SUB	SUB							8	1	0	2
Hilliard, Dontrell	PS	PS	PS	SUB	SUB	SUB	SUB	SUB	IA	IA							5	0	0	2
Hodge, KhaDarel	SUB	SUB	SUB	DNP	IR - R on 10/6			SUB	SUB	SUB							6	0	1	0
Hooper, Austin	TE	TE	TE	TE	TE	TE	IA	IA	TE	TE							8	8	0	2
Hubbard, Chris	IA	RT	SUB	SUB	SUB	RG	RG	RG	R - COVID-19 on 11/15								7	4	0	1
Hughlett, Charley	LS	LS	LS	LS	LS	LS	LS	LS	LS	LS							10	0	0	0
Hunt, Kareem	SUB	SUB	SUB	SUB	RB	RB	RB	RB	SUB	SUB							10	4	0	0
Ivie, Joey	PS	PS	PS	PS	DNP	PS	PS	PS	PS	PS							0	0	1	0
Jackson, Joe	IA	SUB	SUB	SUB	DNP	IA	IA	IA	IA	IA							3	0	1	6
Jackson, Robert	SUB	SUB	PS	PS	PS	SUB	SUB	SUB	IA	IA							5	0	0	2
Janovich, Andy	SUB	FB	SUB	SUB	SUB	FB	SUB	SUB	FB	R - COVID-19 on 11/16							9	3	0	0
Jelks, Jalen	Not on team		PS	PS	PS	PS	PS	Not on team									0	0	0	0
Johnson, D'Ernest	SUB	SUB	SUB	SUB	SUB	SUB	SUB	SUB	SUB	SUB							10	0	0	0
Johnson, Kevin	IA	IA	SUB	SUB	DB	SUB	SUB	DB	SUB	SUB							8	2	0	2
Joseph, Karl	SS	SS	SS	SS	IA	IA	SUB	SUB	SUB	SUB							8	4	0	2
Keenum, Case	DNP	DNP	DNP	DNP	DNP	SUB	DNP	DNP	DNP	DNP							1	0	9	0
Kelly, John	PS	PS	PS	PS	PS	PS	PS	PS	PS	PS							0	0	0	0
Lamm, Kendall	SUB	SUB	SUB	SUB	SUB	SUB	SUB	SUB	SUB	SUB							10	0	0	0
Landry, Jarvis	WR	WR	WR	WR	WR	WR	SUB	WR	WR	WR							10	9	0	0
Lauletta, Kyle	Not on team					PS	PS	PS	PS	PS							0	0	0	0
Lee, Elijah	Not on team - DET active roster								SUB	SUB							6	0	0	1*
Malveaux, Cameron	Not on team				PS	PS	PS	PS	PS	SUB							1	0	0	0
Mayfield, Baker	QB	QB	QB	QB	QB	QB	QB	QB	QB	QB							10	10	0	0
Markway, Kyle	Not on team		PS	PS	PS	Not on team			PS	PS							0	0	0	0
McCrane, Matt	Not on team		PS	PS	PS	PS	PS	PS	PS	PS							0	0	0	0
Meander, Montrel	PS	SUB	SUB	PS	PS	PS	PS	PS	PS	PS							2	0	0	0
Mitchell, Terrance	CB	CB	CB	CB	CB	CB	CB	CB	CB	CB							10	10	0	0
Moffatt, Jovante	PS	PS	PS	SUB	SUB	SUB	SUB	IA	IA	IA							4	0	0	3
Natson, Jolo	SUB	SUB	SUB	IR - R on 9/28													3	0	0	0
Njoku, David	SUB	IR - R on 9/14			SUB	SUB	TE	TE	SUB	TE							7	3	0	0
Obinna, George	IR - R on 8/19																0	0	0	0
Ogunjobi, Larry	DT	DT	DT	DT	IA	DT	DT	DT	DT	DT							9	9	0	1
Parkey, Cody	PS	K	K	K	K	K	K	K	K	K							9	0	0	0
Parriss, Timon	Not on team				PS	PS	PS	PS	Not on team								0	0	0	0
Patterson, Javon	Not on team								PS	PS							0	0	0	0
Peoples-Jones, Donovan	IA	IA	IA	WR	SUB	SUB	SUB	SUB	SUB	SUB							7	1	0	3
Phillips, Jacob	WILL	IA	IA	SUB	SUB	IA	IA	IA	IA	IA							4	1	0	6
Redwine, Sheldrick	SUB	SUB	SUB	SUB	SUB	SS	SUB	SUB	SUB	SUB							10	1	0	0
Richardson, Sheldon	DT	DT	DT	DT	DT	DT	DT	DT	DT	DT							10	10	0	0
Seibert, Austin	K	Not on team															1	0	0	0
Senat, Greg	PS	PS	PS	PS	Not on team												0	0	0	0
Sendejo, Andrew	FS	FS	FS	FS	FS	FS	FS	FS	FS	FS							10	10	0	0
Smart, Tanzel	PS	PS	Not on team														0	0	0	0
Smith, Malcolm	SUB	SUB	SUB	SUB	WILL	SUB	SUB	WILL	SUB	SUB							10	2	0	0
Smith, Prince	Not on team						PS	PS	Not on team								0	0	0	0
Stanton, Johnny	PS	PS	PS	PS	PS	PS	PS	PS	PS	PS							1	0	0	0
Stewart Jr., M.J.	SUB	SUB	SUB	SUB	SUB	SUB	SUB	SUB	SUB	SUB							10	0	0	0
Switzer, Ryan	Not on team			PS	PS	PS	PS	PS	IR - R on 11/10								0	0	0	0
Takitaki, Sione	SAM	SAM	SAM	SAM	SUB	SAM	SAM	SUB	SAM	SAM							10	8	0	0
Taylor, Alex	IR - R on 9/7	Not on team						PS	PS	PS							0	0	0	0
Taylor, Taywan	PS	PS	PS	PS	IA	SUB	IA	SUB	IA	IA							2	0	0	4
Taylor, Vincent	SUB	SUB	SUB	SUB	DT	IA	SUB	SUB	SUB	SUB							9	1	0	1
Teller, Wyatt	RG	RG	RG	RG	RG	IA	IA	IA	RG	RG							7	7	0	3
Thomas, Tavierre	SUB	DB	DB	CB	SUB	SUB	SUB	SUB	SUB	SUB							10	3	0	0
Tretter, JC	C	C	C	C	C	C	C	C	C	C							10	10	0	0
Vernon, Olivier	DE	IA	IA	DE	SUB	DE	DE	DE	DE	DE							8	7	0	2
Ward, Denzel	CB	CB	CB	CB	CB	CB	CB	CB	CB	CB							10	10	0	0
Weaver, Curtis	IR - R on 8/27																0	0	0	0
Williams, Greedy	IA	IA	IA	IA	IA	IR - R on 10/12											0	0	0	5
Willies, Derrick	Not on team									PS							0	0	0	0
Wills Jr., Jedrick	LT	LT	LT	LT	LT	LT	LT	LT	LT	LT							10	10	0	0
Wilson, Mack	IA	IA	SUB	SUB	SUB	WILL	WILL	SUB	WILL	WILL							8	4	0	2
Young, Trevon	IR - R on 7/23																			

JAN. 13

- Named Kevin Stefanski head coach.

JAN. 28

- Named Andrew Berry Executive Vice President of Football Operations and General Manager.
- Signed FB Johnny Stanton to the reserve/futures list.

JAN. 31

- Named Bill Callahan offensive line coach.
- Named Callie Brownson chief of staff.

FEB. 3

- Named Drew Petzing tight ends coach.
- Waived C Lo Falemaka.

FEB. 4

- Named Chad O'Shea wide receivers coach.

FEB. 7

- Named Joe Woods defensive coordinator.

FEB. 10

- Named Alex Van Pelt offensive coordinator.

FEB. 11

- Named Jeff Howard pass game coordinator/defensive backs coach.

FEB. 12

- Myles Garrett suspension lifted by Commissioner.

FEB. 13

- Named Chris Kiffin defensive line coach.
- Named Scott Peters assistant offensive line coach.
- Named T.C. McCartney offensive assistant.

FEB. 17

- Terminated the contract of CB T.J. Carrie.
- Terminated the contract of TE Demetrius Harris.
- Terminated the contract of G Eric Kush.
- Terminated the contract of LB Adarius Taylor.

FEB. 19

- Named Ben Bloom senior defensive assistant.
- Named Stephen Bravo-Brown defensive quality control coach.
- Named Ryan Cordell offensive assistant.
- Named Jeremy Garrett assistant defensive line coach.
- Named Brandon Lynch assistant defensive backs coach.
- Named Seitu Smith offensive quality control coach.

MARCH 3

- Named Ben Bloom sr. defensive assistant.

MARCH 9

- Named Shaun Huls director of high performance.

MARCH 10

- Terminated the contract of LB Christian Kirksey.

MARCH 16

- Tendered restricted free agent RB Kareem Hunt (second round).
- Tendered exclusive rights free agent TE Pharaoh Brown.
- Tendered exclusive rights free agent RB Dontrell Hilliard.
- Tendered exclusive rights free agent WR KhaDarel Hodge.
- Terminated the contract of S Morgan Burnett.

MARCH 20

- Traded 2021 7th round pick to Denver in exchange for FB Andy Janovich.
- Signed T Jack Conklin as an unrestricted free agent.
- Signed TE Austin Hooper as an unrestricted free agent.
- Signed LB B.J. Goodson as an unrestricted free agent.

MARCH 24

- Signed QB Case Keenum as an unrestricted free agent.
- Signed WR JoJo Natson.
- Signed CB Donovan Olumba.

MARCH 26

- Signed DT Andrew Billings as an unrestricted free agent.
- Signed C Evan Brown.

MARCH 27

- Signed S Andrew Sendejo as an unrestricted free agent.

APRIL 4

- Signed CB Kevin Johnson as an unrestricted free agent.

APRIL 9

- Signed DE Adrian Clayborn as an unrestricted free agent.

APRIL 13

- Signed S Karl Joseph as an unrestricted free agent.

APRIL 23

- Drafted T Jedrick Wills Jr. in the first round.

APRIL 24

- Traded 2020 2nd round pick to Indianapolis for 2020 2nd and 5th round picks.
- Drafted S Grant Delpit in the second round.
- Traded 2020 3rd and 7th round picks to New Orleans for 2020 3rd and 2021 3rd round pick.
- Drafted DT Jordan Elliott in the third round.
- Drafted LB Jacob Phillips in the third round.

APRIL 25

- Drafted TE Harrison Bryant in the fourth round.
- Drafted C Nick Harris in the fifth round.
- Drafted WR Donovan Peoples-Jones in the sixth round.

APRIL 27

- Exercised fifth-year option on DE Myles Garrett.
- Exercised fifth-year option on TE David Njoku.

MAY 5

- Signed LB Solomon Ajayi.
- Signed S Elijah Benton.
- Signed WR Ja'Marcus Bradley.
- Signed WR Tony Brown.
- Signed QB Kevin Davidson.
- Signed T Drake Dorbeck.
- Signed CB A.J. Green.
- Signed RB Brian Herrien.
- Signed CB Jameson Houston.
- Signed RB Benny LeMay.
- Signed S Jovante Moffatt.
- Signed DE George Obinna.
- Signed T Alex Taylor.
- Signed DT Jeffery Whatley.
- Signed TE Nate Wieting.

MAY 8

- Re-signed WR Rashard Higgins.
- Waived DT Brandin Bryant.

MAY 21

- Signed TE Harrison Bryant.
- Signed WR Donovan Peoples-Jones.

MAY 22

- Signed C Nick Harris.

MAY 29

- Named Kwesi Adofo-Mensah Vice President of Football Operations.

JULY 2

- Signed DT Jordan Elliott.

JULY 13

- Signed LB Jacob Phillips.

JULY 20

- Signed DE Myles Garrett to a five-year contract extension
- Signed S Grant Delpit.

JULY 23

- Named Kevin Rogers senior offensive assistant.

JULY 26

- Placed RB Dontrell Hilliard on reserve/COVID-19.
- Placed S Jovante Moffatt on reserve/COVID-19.

JULY 28

- Waived DE Trevon Young with an injury designation.

JULY 29

- Placed G Drew Forbes on reserve/opt-out.
- Placed T Drake Dorbeck on reserve/opt-out.
- Placed TE Pharaoh Brown on active/PUP.

JULY 30

- Placed P Jamie Gillan on reserve/COVID-19.

JULY 31

- Waived WR Tony Brown.
- Waived LB Jermaine Grace.
- Waived DE George Obinna.
- Waived DT Justin Zimmer.

AUG. 2

- Placed WR J'Mon Moore on active/non-football injury.
- Placed WR Jarvis Landry on active/PUP.

AUG. 3

- Activated P Jamie Gillan from reserve/COVID-19.
- Placed QB Garrett Gilbert on reserve/COVID-19.
- Placed S Karl Joseph on active/PUP.
- Waived RB Brian Herrien.

AUG. 4

- Placed DT Andrew Billings on reserve/opt-out.
- Placed WR Ja'Marcus Bradley on reserve/COVID-19.
- Activated RB Dontrell Hilliard from reserve/COVID-19.
- Activated S Jovante Moffatt from reserve/COVID-19.

AUG. 5

- Placed G Colby Gossett on reserve/opt-out.
- Activated QB Garrett Gilbert from reserve/COVID-19.

AUG. 6

- Placed G Malcolm Pridgeon on reserve/opt-out.

AUG. 7

- Activated WR Ja'Marcus Bradley from reserve/COVID-19.

AUG. 8

- Claimed CB M.J. Stewart via waivers from Tampa Bay.
- Activated TE Pharaoh Brown from active/PUP.
- Activated S Karl Joseph from active/PUP.
- Activated WR Jarvis Landry from active/PUP.
- Activated WR J'Mon Moore from active/non-football injury.

AUG. 9

- Signed G Michael Dunn.
- Waived TE Nate Wieting.

AUG. 10

- Signed G Jovahn Fair.
- Waived CB Jameson Houston.

AUG. 12

- Signed DE George Obinna.
- Waived Jeffrey Whatley.

AUG. 16

- Signed C Casey Dunn.
- Waived G Jovahn Fair.

AUG. 18

- Waived/injured DE George Obinna.

AUG. 22

- Signed DT Ricky Walker.

AUG. 23

- Signed LB Malcolm Smith.
- Waived/injured C Casey Dunn.

AUG. 25

- Claimed DE Curtis Weaver via waivers from Miami.
- Placed S Grant Delpit on reserve/injured.

AUG. 27

- Claimed WR Damion Willis via waivers from Cincinnati.

AUG. 28

- Signed C Jon Toth.
- Placed DE Curtis Weaver on reserve/injured.

AUG. 29

- Waived WR D.J. Montgomery.

AUG. 30

- Waived WR Damion Willis.
- Waived C Casey Dunn.

SEPT. 3

- Traded 2021 5th round pick to Jacksonville for S Ronnie Harrison Jr.
- Waived S J.T. Hassell.
- Waived CB Donnie Lewis Jr.
- Waived WR J'Mon Moore.
- Waived DT Ricky Walker.
- Signed T Brady Aiello.

SEPT. 5

- Waived T Brady Aiello.
- Waived LB Solomon Ajayi.
- Waived S Elijah Benton.
- Waived WR Ja'Marcus Bradley.
- Waived QB Kevin Davidson.
- Waived G Michael Dunn.
- Waived DT Daniel Ekuale.
- Waived QB Garrett Gilbert.
- Waived CB A.J. Green.
- Waived LB Willie Harvey.
- Waived RB Dontrell Hilliard.
- Waived CB Robert Jackson.
- Waived RB Benny LeMay.
- Waived DE Robert McCray.
- Waived LB Montrel Meander.
- Waived S Jovante Moffatt.
- Waived CB Donovan Olumba.
- Waived WR Damion Ratley.
- Waived FB Johnny Stanton.
- Waived T Alex Taylor with an injury designation.
- Waived WR Taywan Taylor.
- Waived DE Chad Thomas.
- Waived C Jon Toth.
- Waived G Willie Wright.

SEPT. 6

- Claimed DE Joe Jackson via waivers from Dallas.
- Claimed DT Vincent Taylor via waivers from Buffalo.
- Waived DT Eli Ankou.
- Waived TE Pharoah Brown.
- Signed T Brady Aiello to the practice squad.
- Signed S Elijah Benton to the practice squad.
- Signed WR Ja'Marcus Bradley to the practice squad.
- Signed G Michael Dunn to the practice squad.
- Signed QB Garrett Gilbert to the practice squad.
- Signed CB A.J. Green to the practice squad.
- Signed RB Dontrell Hilliard to the practice squad.
- Signed CB Robert Jackson to the practice squad.
- Signed RB Benny LeMay to the practice squad.
- Signed LB Montrel Meander to the practice squad.
- Signed S Jovante Moffatt to the practice squad.
- Signed K Cody Parkey to the practice squad.
- Signed FB Johnny Stanton to the practice squad.
- Signed WR Taywan Taylor to the practice squad.

SEPT. 8

- Claimed DE Joe Jackson via waivers from Dallas.
- Claimed

SEPT. 9

- Signed RB Kareem Hunt to a two-year contract extension
- Signed T Greg Senat to the practice squad.

SEPT. 11

- Signed DT Joey Ivie to the practice squad.
- Signed DT Tanzel Smart to the practice squad.
- Released T Brady Aiello from the practice squad.
- Released RB Benny LeMay from the practice squad.

SEPT. 12

- Elevated CB Robert Jackson to the active roster.

SEPT. 14

- Signed K Cody Parkey to active roster from the practice squad.
- Placed TE David Njoku on injured reserve.
- Waived K Austin Seibert.
- CB Robert Jackson reverted back to practice squad.

SEPT. 16

- Signed LB Montrel Meander to the active roster from the practice squad.
- Waived T Alex Taylor from injured reserve.

SEPT. 17

- Elevated CB Robert Jackson to the active roster.

SEPT. 18

- CB Robert Jackson reverted back to practice squad.

SEPT. 21

- Signed TE Kyle Markway to practice squad.

SEPT. 22

- Signed K Matthew McCrane to the practice squad.
- Signed DE Jalen Jelks to the practice squad.
- Released DT Tanzel Smart from the practice squad.

SEPT. 27

- Elevated CB A.J. Green to the active roster.

SEPT. 28

- CB A.J. Green reverted back to practice squad.

SEPT. 29

- Elevated S Jovante Moffatt to the active roster.

SEPT. 30

- Signed RB Dontrell Hilliard to active roster from practice squad.
- Signed LB Montrel Meander to the practice squad.

OCT. 1

- Signed WR Ryan Switzer to the practice squad.

OCT. 5

- Placed RB Nick Chubb on injured reserve.

OCT. 6

- Placed WR KhaDarel Hodge on injured reserve.

OCT. 7

- Designated TE David Njoku for return from injured reserve.
- Signed WR Taywan Taylor to the active roster from the practice squad.

OCT. 10

- Activated TE David Njoku from injured reserve.
- Elevated DT Joey Ivie to the active roster.
- Signed DE Cameron Malveaux to the practice squad.

OCT. 11

- DT Joey Ivie reverted back to the practice squad.

OCT. 12

- Placed Greedy Williams on injured reserve.

OCT. 13

- Signed TE Jordan Franks to the practice squad.
- Signed T Timon Parris to the practice squad.
- Released TE Kyle Markway from the practice squad.
- QB Garrett Gilbert signed from the practice squad to Cowboys active roster.

OCT. 14

- Signed CB Robert Jackson to the active roster from the practice squad.

OCT. 16

- Signed QB Kyle Lauletta to the practice squad.

OCT. 17

- Elevated S Elijah Benton to the active roster from the practice squad.

OCT. 19

- S Elijah Benton reverted back to the practice squad.

OCT. 20

- Signed CB Prince Smith to the practice squad.

OCT. 26

- Signed T Alex Taylor to the practice squad.
- Released DE Jalen Jelks from the practice squad.

OCT. 27

- Placed WR Odell Beckham Jr. on injured reserve.

OCT. 28

- Designate WR KhaDarel Hodge for return from injured reserve.

OCT. 30

- Claimed LB Elijah Lee via waivers from Detroit.

OCT. 31

- Activated WR KhaDarel Hodge from injured reserve.

NOV. 4

- Placed TE Jordan Franks on practice squad/injured.

NOV. 5

- Waived C Evan Brown.

NOV. 6

- Signed C Evan Brown to the practice squad.

NOV. 8

- Placed QB Baker Mayfield on reserve/COVID-19.

NOV. 9

- Designated RB Nick Chubb for return from injured reserve.
- Signed TE Kyle Markway to the practice squad.
- Released T Timon Parris from the practice squad.

NOV. 10

- Signed CB Stephen Denmark to the practice squad.
- Signed C Javon Patterson to the practice squad.
- Released C Evan Brown from the practice squad.
- Released CB Prince Smith from the practice squad.
- Placed WR Ryan Switzer on practice squad/injured.

NOV. 11

- Activated QB Baker Mayfield from reserve/COVID-19.

NOV. 14

- Activated RB Nick Chubb from injured reserve.
- Elevated G Michael Dunn to the active roster from the practice squad.

NOV. 16

- G Michael Dunn reverted back to the practice squad.
- Placed FB Andy Janovich on reserve/COVID-19.

NOV. 17

- Signed WR Derrick Willies to the practice squad.

NOV. 18

- Placed T Jack Conklin on reserve/COVID-19.
- Placed K Cody Parkey on reserve/COVID-19.

NOV. 20

- Placed DE Myles Garrett on reserve/COVID-19.

NOV. 21

- Activated T Jack Conklin from reserve/COVID-19.
- Activated K Cody Parkey from reserve/COVID-19.
- Elevated G Michael Dunn to the active roster from the practice squad as COVID-19 replacement.
- Elevated DE Cameron Malveaux to the active roster from the practice squad as COVID-19 replacement.
- Elevated FB Johnny Stanton to the active roster from the practice squad.

NOV. 23

- G Michael Dunn reverted back to the practice squad.
- DE Cameron Malveaux reverted back to the practice squad.
- FB Johnny Stanton reverted back to the practice squad.

PUNT RETURNED FOR A TD

By Browns
Travis Benjamin, 78 yards (9/20/15 vs. TEN)

By Opponent
Kaelin Clay, 82 yards (11/30/15 vs. BAL)

KICKOFF RETURNED FOR A TD

By Browns
Joshua Cribbs, 100 yards & 103 yards (12/20/09 at KC)

By Opponent
Isaiah Rodgers, 101 yards (10/11/20 vs. IND)

INTERCEPTION RETURNED FOR A TD

By Browns
Sione Takitaki, 50 yards (11/22/20 vs. PHI)

By Opponent
Minkah Fitzpatrick, 33 yards (10/18/20 at PIT)

TWO INTERCEPTIONS IN SAME GAME

By Browns
Joe Schobert (11/24/19 vs. MIA)

By Opponent
Jimmy Smith (12/30/18 at BAL)

THREE INTERCEPTIONS IN SAME GAME

By Browns
Anthony Henry (11/18/01 at BAL)

By Opponent
Kevin Byard (10/22/17 vs. TEN)

FUMBLE RETURNED FOR A TD

By Browns
Craig Robertson, recovered in end zone (12/7/14 vs. IND)

By Opponent
Dont'a Hightower (10/27/19 at NE)

PUNT BLOCK RETURNED FOR A TD

By Browns
Andre King, 28 yards (11/30/03 at SEA)

By Opponent
Anthony Chickillo, 16 yards (9/10/17 vs. PIT)

PUNT BLOCKED

By Browns
Marlon Moore (11/5/15 at CIN)

By Opponent
Davis Moore (10/13/19 vs. SEA)

SHUTOUT SCORED

By Browns
at Cleveland 8, Buffalo 0 (12/16/07)

By Opponent
vs. Cincinnati 30, Cleveland 0 (12/14/14)

PAT UNSUCCESSFUL

By Browns
Cody Parkey (wide left) (10/25/20 at CIN)

By Opponent
Dustin Hopkins (hit right upright) (9/27/20 vs. WAS)

TWO-POINT CONVERSION

By Browns
Stephen Carlson rush left end (10/4/20 at DAL)

By Opponent
**Last time was Amari Cooper rush left end (10/4/20 at DAL).
Three times total.**

FIELD GOAL BLOCKED

By Browns
Denzel Ward (10/27/19 at NE)

By Opponent
Derek Barnett (11/22/20 vs. PHI)

FIELD GOAL BLOCKED RETURNED FOR TD

By Browns
Leigh Bodden, 59 yards (11/13/05 at PIT)

By Opponent
Will Hill III, 62 yards (11/30/15 vs. BAL)

SAFETY SCORED

By Browns
**Carson Wentz sacked in the end zone by Oliver Vernon
(11/22/20 vs. PHI)**

By Opponent
Baker Mayfield sacked by Tremaine Edmunds in the end zone
(11/10/19 vs. BUF)

100 YARDS RUSHING

By Browns
Nick Chubb, 114 yards (11/22/20 vs. PHI)

By Opponent
Josh Jacobs, 128 yards (11/1/20 vs. LV)

100 YARDS RUSHING IN A HALF

By Browns
Nick Chubb, 103 yards in second half (11/15/20 vs. HOU)

By Opponent
Joe Mixon, 103 yards in first half (12/29/19 at CIN)

200 YARDS RUSHING

By Browns

Jerome Harrison, 286 yards (12/20/09 at KC)

By Opponent

Ahmad Bradshaw, 200 yards (10/7/12 at NYG)

BACK-TO-BACK 100-YARD RUSHING GAMES

By Browns

Nick Chubb, 126 yards (11/15/20 vs. HOU), Nick Chubb, 114 yards (11/22/20 vs. PHI)

By Opponent

Lamar Jackson, 103 (12/22/19 vs. BAL), Joe Mixon, 162 yards (12/29/19 at CIN)

TWO 100-YARD RUSHERS IN SAME GAME

By Browns

Nick Chubb (126) & Kareem Hunt (104) (11/15/20 vs. HOU)

By Opponent

Arian Foster (124) & Ben Tate (115) (11/6/11 at HOU)

TWO RUSHING TOUCHDOWNS

By Browns

Nick Chubb (9/27/20 vs. WAS)

By Opponent

J.K. Dobbins (9/13/20 at BAL)

THREE RUSHING TOUCHDOWNS

By Browns

Nick Chubb (9/29/19 at BAL)

By Opponent

Kenyan Drake (4) (12/15/19 at ARI)

FOUR RUSHING TOUCHDOWNS

By Browns

Jamal Lewis (11/4/07 vs. SEA)

By Opponent

Kenyan Drake (12/15/19 at ARI)

SUCCESSFUL ONSIDE KICK

By Browns

October 16, 2016 (at TEN)

By Opponent

December 8, 2013 (at NE)

OT GAME WON

By Browns

Cleveland 12 vs. Baltimore 9 (10/7/18)

By Opponent

Tampa Bay 26 vs. Cleveland 23 (10/21/18)

300 YARDS PASSING

By Browns

Baker Mayfield, 327 yards (24-34, 3 TD, 1 INT) (11/24/19 vs. MIA)

By Opponent

Joe Burrow, 406 yards (35-47, 3 TD, 1 INT) (10/25/20 at CIN)

BACK-TO-BACK 300-YARD PASSING GAMES

By Browns

Josh McCown, 457 yards (36-51, 2 TD) (10/11/15 at BAL), Josh McCown, 356 yards (32-41, 2 TD) (10/4/15 at SD)

By Opponent

Matt Ryan, 330 yards (38-52, 2 TD) (11/11/18 vs. ATL), Patrick Mahomes, 375 yards (23-32, 3 TD, INT) (11/4/18 vs. KC)

400 YARDS PASSING

By Browns

Josh McCown, 457 yards (36-51, 2 TD) (10/11/15 at BAL)

By Opponent

Joe Burrow, 406 yards (35-47, 3 TD, 1 INT) (10/25/20 at CIN)

200 YARDS PASSING IN A HALF

By Browns

Baker Mayfield, 228 yards in second half (10/25/20 at CIN)

By Opponent

Joe Burrow, 234 yards in first half (10/25/20 at CIN)

THREE TOUCHDOWN PASSES

By Browns

Baker Mayfield (5) (10/25/20 at CIN)

By Opponent

Joe Burrow (10/25/20 at CIN)

FOUR TOUCHDOWN PASSES

By Browns

Baker Mayfield (5) (10/25/20 at CIN)

By Opponent

Dak Prescott (10/4/20 at DAL)

FIVE TOUCHDOWN PASSES

By Browns

Baker Mayfield (5) (10/25/20 at CIN)

By Opponent

Matthew Stafford (11/22/09 at DET)

SIX TOUCHDOWN PASSES

By Browns

None

By Opponent

Carson Palmer (9/16/07 vs. CIN)

100 YARDS RECEIVING

By Browns

Rashard Higgins, 110 yards (10/25/20 at CIN)

By Opponent

Tyler Boyd, 101 yards (10/25/20 at CIN)

100 YARDS RECEIVING IN A HALF

By Browns

Rashard Higgins, 100 yards (10/25/20 at CIN)

By Opponent

Marquise Brown, 101 yards in first half (9/13/20 at BAL)

TWO 100-YARD RECEIVERS IN SAME GAME

By Browns

Josh Gordon (151) & Jordan Cameron (121) (12/8/13 at NE)

By Opponent

Cooper Kupp (102) & Brandin Cooks (112) (9/22/19 vs. LAR)

BACK-TO-BACK 100-YARD RECEIVING GAMES

By Browns

Terrelle Pryor Sr., 144 yards (9/25/16 at MIA), Corey Coleman, 104 yards (9/18/16 vs. BAL)

By Opponent

Tyrell Williams, 118 yards (10/14/18 vs. LAC), Mike Evans, 107 yards (10/21/18 at TB)

200 YARDS RECEIVING

By Browns

Josh Gordon, 261 yards (12/1/13 vs. JAX)

By Opponent

Terrell Owens, 222 yards (10/3/10 vs. CIN)

TWO RECEIVING TOUCHDOWNS

By Browns

Harrison Bryant (10/25/20 at CIN)

By Opponent

CeeDee Lamb (10/4/20 at DAL)

THREE RECEIVING TOUCHDOWNS

By Browns

Jordan Cameron (9/22/13 at MIN)

By Opponent

Martellus Bennett (10/9/16 vs. NE)

500 YARDS TOTAL OFFENSE

By Browns

508 yards (10/4/20 at DAL)

By Opponent

503 yards (10/25/20 at CIN)

TWO SACKS

By Browns

Olivier Vernon (3.0) (11/22/20 vs. PHI)

By Opponent

Bud Dupree (10/18/20 at PIT)

THREE SACKS

By Browns

Olivier Vernon (11/22/20 vs. PHI)

By Opponent

T.J. Watt (9/9/18 vs. PIT)

FOUR SACKS

By Browns

Andra Davis (11/9/03 at KC)

By Opponent

Elvis Dumervil (9/20/09 at DEN)

FOUR FIELD GOALS

By Browns

Austin Seibert (11/3/19 at DEN)

By Opponent

Randy Bullock (12/8/19 vs CIN)

FIVE FIELD GOALS

By Browns

Phil Dawson (11/4/12 vs. BAL)

By Opponent

Ka'imi Fairbairn (12/2/18 at Hou)

SIX FIELD GOALS

By Browns

Phil Dawson (11/5/06 at SD)

By Opponent

None

2020 STATISTICS

Won 7, Lost 3

9/13/2020	L	6 - 38	at Baltimore Ravens
9/17/2020	W	35 - 30	Cincinnati Bengals
9/27/2020	W	34 - 20	Washington Football Team
10/4/2020	W	49 - 38	at Dallas Cowboys
10/11/2020	W	32 - 23	Indianapolis Colts
10/18/2020	L	7 - 38	at Pittsburgh Steelers
10/25/2020	W	37 - 34	at Cincinnati Bengals
11/1/2020	L	6 - 16	Las Vegas Raiders
11/15/2020	W	10 - 7	Houston Texans
11/22/2020	W	22 - 17	Philadelphia Eagles

	Cleveland	Opponent
Total First Downs	203	230
Rushing	84	76
Passing	103	141
Penalty	16	13
3rd Down: Made/Att	47/117	57/125
3rd Down Pct.	40.2%	45.6%
4th Down: Made/Att	5/15	15/17
4th Down Pct.	33.3%	88.2%
Possession Avg.	29:52	30:09
Total Net Yards	3454	3529
Avg. Per Game	345.4	352.9
Total Plays	612	664
Avg. Per Play	5.6	5.3
Net Yards Rushing	1568	1050
Avg. Per Game	156.8	105.0
Total Rushes	319	262
Net Yards Passing	1886	2479
Avg. Per Game	188.6	247.9
Sacked/Yards Lost	15/84	27/189
Gross Yards	1970	2668
Attempts/Completions	278/169	375/248
Completion Pct.	60.8%	66.1%
Had Intercepted	7	9
Punts/Average	33/44.6	28/45.2
Net Punting Avg.	38.4	40.1
Penalties/Yards	57/526	55/447
Fumbles/Ball Lost	10/4	16/8
Touchdowns	28	31
Rushing	10	9
Passing	16	20
Returns	2	2

Score By Periods

	Q1	Q2	Q3	Q4	OT	Pts
Team	29	96	39	74	0	238
Opponents	58	57	50	96	0	261

Scoring

	TD	Ru	Pa	Rt	PAT	FG	2Pt	Pts
C.Parkey	0	0	0	0	25/26	13/15	0	64
K.Hunt	8	4	4	0	0/0	0/0	0	48
N.Chubb	5	5	0	0	0/0	0/0	0	30
O.Beckham	4	1	3	0	0/0	0/0	0	24
H.Bryant	3	0	3	0	0/0	0/0	0	18
R.Higgins	2	0	2	0	0/0	0/0	0	12
D.Njoku	2	0	2	0	0/0	0/0	0	12
A.Hooper	1	0	1	0	0/0	0/0	0	6
R.Harrison	1	0	0	1	0/0	0/0	0	6
D.Peoples-Jones	1	0	1	0	0/0	0/0	0	6
S.Takitaki	1	0	0	1	0/0	0/0	0	6
O.Vernon	0	0	0	0	0/0	0/0	0	2
S.Carlson	0	0	0	0	0/0	0/0	1	2
Team	28	10	16	2	25/27	13/16	1	238
Opponents	31	9	20	2	27/28	14/16	3	261

2-Pt. Conversions: Team 1/1, Opponents: 3/3

Sacks: M.Garrett 9.5, O.Vernon 5.0, A.Clayborn 3.5, S.Richardson 3.5, L.Ogunjobi 1.0, T.Thomas 1.0, M.Stewart 1.0, R.Harrison 1.0, S.Redwine 0.5, B.Goodson 0.5, K.Johnson 0.5 **Team: 27.0, Opponents: 15.0**

Rushing	No.	Yds	Avg	Long	TD
K.Hunt	147	644	4.4	33	4
N.Chubb	96	575	6.0	59	5
D.Johnson	29	142	4.9	28	0
B.Mayfield	28	75	2.7	16	0
O.Beckham	3	72	24.0	50t	1
D.Hilliard	9	48	5.3	19	0
J.Landry	3	7	2.3	5	0
A.Janovich	2	4	2.0	2	0
J.Natson	1	3	3.0	3	0
S.Carlson	0	0	0.0	0	0
J.Gillan	1	-2	-2.0	-2	0
Team	319	1568	4.9	59	10
Opponents	262	1050	4.0	24	9

Receiving	No.	Yds	Avg	Long	TD
J.Landry	38	471	12.4	32	0
A.Hooper	26	249	9.6	36	1
O.Beckham	23	319	13.9	43t	3
K.Hunt	22	151	6.9	13	4
R.Higgins	18	290	16.1	43	2
H.Bryant	15	151	10.1	35	3
D.Njoku	8	102	12.8	28	2
K.Hodge	6	124	20.7	42	0
D.Peoples-Jones	5	72	14.4	24t	1
N.Chubb	3	17	5.7	9	0
A.Janovich	2	13	6.5	13	0
D.Johnson	2	9	4.5	5	0
D.Hilliard	1	2	2.0	2	0
S.Carlson	0	0	0.0	0	0
Team	169	1970	11.7	43t	16
Opponents	248	2668	10.8	47	20

Interceptions	No.	Yds	Avg	Long	TD
B.Goodson	2	7	3.5	7	0
D.Ward	2	0	0.0	0	0
S.Takitaki	1	50	50.0	50t	1
K.Joseph	1	49	49.0	49	0
R.Harrison	1	47	47.0	47t	1
S.Redwine	1	8	8.0	8	0
M.Smith	1	2	2.0	2	0
Team	9	163	18.1	50t	2
Opponents	7	110	15.7	33t	1

Punting	No	Yds	Avg	Net	TB	In	Lg	B
J.Gillan	33	1473	44.6	38.4	1	10	59	0
Team	33	1473	44.6	38.4	1	10	59	0
Opponents	28	1265	45.2	40.1	3	10	64	0

Punt Returns	Ret	FC	Yds	Avg	Long	TD
D.Peoples-Jones	10	3	57	5.7	13	0
J.Natson	3	0	25	8.3	13	0
D.Johnson	1	0	0	0.0	0	0
Team	14	3	82	5.9	13	0
Opponents	19	8	187	9.8	27	0

Kickoff Returns	No.	Yds	Avg	Long	TD
D.Peoples-Jones	17	368	21.6	33	0
D.Johnson	2	40	20.0	27	0
D.Hilliard	2	21	10.5	13	0
J.Natson	1	31	31.0	31	0
Team	22	460	20.9	33	0
Opponents	23	650	28.3	101t	1

Field Goals	1-19	20-29	30-39	40-49	50+
C.Parkey	0/0	2/2	4/5	7/8	0/0
A.Seibert	0/0	0/0	0/0	0/1	0/0
Team	0/0	2/2	4/5	7/9	0/0
Opponents	0/0	5/5	6/6	3/5	0/0

Fumbles Lost: N.Chubb 1, B.Mayfield 1, J.Gillan 1, H.Bryant 1
Total: 4

Opponent Fumble Recoveries: M.Garrett 2, R.Harrison Jr. 1, J.Jackson 1, O.Vernon 1, K.Joseph 1, B.Goodson 1, V.Taylor 1
Total: 8

Passing	Att	Cmp	Yds	Cmp%	Yds/Att	TD	TD%	Int	Int%	Long	Sack	Lost	Rating
B.Mayfield	265	161	1850	60.8%	7.0	15	5.7%	7	2.6%	43t	15/	84	89.7
J.Landry	2	2	56	100.0%	28.0	1	50.0%	0	0.0%	37t	0/	0	158.3
C.Keenum	10	5	46	50.0%	4.6	0	0.0%	0	0.0%	24	0/	0	62.9
O.Beckham	1	1	18	100.0%	18.0	0	0.0%	0	0.0%	18	0/	0	118.8
Team	278	169	1970	60.8%	7.1	16	5.8%	7	2.5%	43t	15/	84	91.0
Opponents	375	248	2668	66.1%	7.1	20	5.3%	9	2.4%	47	27/	189	94.6

2020 STATISTICS

2020 DEFENSIVE STATISTICS

PLAYER	TACKLES				INTERCEPTIONS					FUMBLES			
	TOTAL	SOLO	ASST	SK	YDS	NO	YDS	LG	TD	PD	FF	FR	YDS
B.J. Goodson	69	46	23	0.5	6	2	7	7	0	4	0	1	0
Andrew Sendejo	52	39	13	0.0	0	0	0	0	0	0	1	0	0
Malcolm Smith	45	33	12	0.0	0	1	2	2	0	2	0	0	0
Terrance Mitchell	43	35	8	0.0	0	0	0	0	0	10	1	0	0
Sheldon Richardson	42	24	18	3.5	26	0	0	0	0	2	0	0	0
Denzel Ward	38	32	6	0.0	0	2	0	0	0	15	1	0	0
Sione Takitaki	36	22	14	0.0	0	1	50	0	0	1	0	0	0
Myles Garrett	31	23	8	9.5	76.5	0	0	0	0	0	4	2	0
Ronnie Harrison Jr.	30	17	13	1.0	0	1	47	0	0	6	0	1	0
Karl Joseph	28	19	9	0.0	0	1	49	49	0	2	0	1	0
Larry Ogunjobi	28	14	14	1.0	7.5	0	0	0	0	0	1	0	0
Kevin Johnson	24	14	10	0.5	4	0	0	0	0	1	1	0	0
Mack Wilson	23	16	7	0.0	0	0	0	0	0	1	0	0	0
Porter Gustin	22	9	13	0.0	0	0	0	0	0	0	0	0	0
Olivier Vernon	21	13	8	5.0	17	0	0	0	0	2	0	1	0
Tavierre Thomas	17	16	1	1.0	7	0	0	0	0	0	0	1	0
Adrian Clayborn	10	6	4	3.5	33	0	0	0	0	0	1	0	0
Jordan Elliott	9	3	6	0.0	0	0	0	0	0	0	0	0	0
Vincent Taylor	9	6	3	0.0	0	0	0	0	0	0	0	1	0
Sheldrick Redwine	9	7	2	0.5	6	1	8	0	0	1	0	0	0
M.J. Stewart Jr.	6	5	1	1.0	6	0	0	0	0	0	0	0	0
Joe Jackson	5	2	3	0.0	0	0	0	0	0	0	0	1	0
Jacob Phillips	4	4	0	0.0	0	0	0	0	0	1	0	0	0
Cameron Malveaux	2	2	0	0.0	0	0	0	0	0	0	1	0	0
Totals	603	407	196	27.0	189	9	106	49	0	48	11	9	0

2020 SPECIAL TEAMS STATISTICS

PLAYER	TACKLES					
	TOTAL	SOLO	ASST	FF	FR	BLK
Sione Takitaki	9	7	2	0	0	0
Stephen Carlson	7	6	1	0	0	0
Tavierre Thomas	6	6	0	0	0	0
M.J. Stewart Jr.	4	4	0	0	0	0
Sheldrick Redwine	4	2	2	0	0	0
Andy Janovich	3	1	2	0	0	0
Tae Davis	2	2	0	0	0	0
Karl Joseph	2	2	0	0	0	0
Elijah Lee	2	1	1	0	0	0
Ronnie Harrison Jr.	1	1	0	0	0	0
Dontrell Hilliard	1	1	0	0	0	0
Charley Hughlett	1	1	0	0	0	0
Robert Jackson	1	1	0	0	0	0
Kevin Johnson	1	0	1	0	0	0
Jovante Moffatt	1	0	1	0	0	0
Jacob Phillips	1	0	1	0	0	0
Andrew Sendejo	1	1	0	0	0	0
Totals	47	36	11	0	0	0

2020 MISCELLANEOUS STATISTICS

PLAYER	TKL	FF	FR
Austin Hooper	3	0	0
KhaDarel Hodge	2	0	0
Odell Beckham Jr.	1	0	0
Harrison Bryant	1	0	0
Rashard Higgins	1	0	0
Andy Janovich	1	0	0
D'Ernest Johnson	1	0	1
Kareem Hunt	0	0	2
Baker Mayfield	0	0	2
Totals	10	0	5

2020 DEFENSIVE SCORING STATISTICS

PLAYER	TD	INT RET	FUM RET
Ronnie Harrison Jr.	1	1	0
Sione Takitaki	1	1	0
Olivier Vernon (safety)	0	0	0
Team (safety)	0	0	0
Totals	2	2	0

2020 BROWNS GAME-BY-GAME DEFENSIVE STATISTICS

OPP	1ST DOWNS				DOWN CONVI.				RUSHING				PASS				TDs				FGs				FUM		PEN		PUNTS			
	T	R	Pass	Pen.	3rd	4th	Net Yds.	Plays	Net	Att.	Avg.	Net	Skt-Yds.	Gross	A	C	TD	INT	R	P	Ret.	M	A	No.	Lost	No.	Yds.	No.	Avg.	POSS.		
at BAL (9/13)	23	7	16	0	6-11	0-0	377	58	107	30	3.6	270	2-14	284	26	21	3	0	2	3	0	1	1	2	1	2	1	7	66	3	41.3	29:58
vs. CIN (9/17)	30	7	20	3	8-18	5-5	353	88	68	24	2.8	285	3-31	316	61	37	3	0	0	3	0	3	3	2	1	4	45	2	49.0	33:39		
vs. WAS (9/27)	19	6	12	1	5-11	1-1	309	62	103	22	4.7	206	3-18	224	37	21	2	3	1	2	0	0	0	4	2	4	40	3	49.0	26:23		
at DAL (10/4)	35	6	29	0	6-11	1-2	566	79	85	18	4.7	481	3-21	502	58	41	4	1	4	0	0	0	0	2	2	6	65	3	44.3	26:33		
vs IND (10/11)	15	4	10	1	4-11	1-1	308	52	68	18	3.8	240	1-3	243	33	21	0	2	1	0	1	3	3	0	0	5	34	1	54.0	25:15		
at PIT (10/18)	18	12	5	1	5-14	2-2	277	62	129	37	3.5	148	2-20	168	23	15	1	0	3	1	0	1	1	0	0	6	45	5	41.8	34:06		
at CIN (10/26)	31	5	24	2	6-9	1-1	468	73	81	21	3.9	387	4-35	422	48	36	3	1	1	3	0	2	2	3	1	7	45	0	0.0	32:57		
vs. LV (11/1)	24	15	7	2	8-14	2-2	309	71	208	45	4.6	101	2-11	112	24	15	1	0	0	1	0	3	4	1	0	5	25	1	56.0	37:43		
vs. HOU (11/15)	16	8	7	1	7-14	0-1	243	54	90	22	4.1	153	2-10	163	30	20	1	0	0	1	0	0	1	0	0	6	49	4	48.5	26:40		
vs. PHI (11/22)	19	6	11	2	2-12	2-2	315	65	106	25	4.2	209	5-26	235	35	21	2	2	0	2	0	1	1	2	1	5	33	6	41.5	28:16		
at JAX (11/29)																																
at TEN (12/6)																																
vs. BAL (12/14)																																
at NYG (12/20)																																
at NYJ (TBD)																																
vs. PIT (1/3)																																
TOTAL	230	76	141	13	57-125	15-17	3525	664	1045	262	4.0	2480	27-189	2669	375	248	20	9	9	20	1	14	16	16	8	55	447	28	45	30:21		

WEEK 1, GAME 1



**BROWNS 6
RAVENS 38**
Sept. 13, 2020
M&T Bank Stadium, Baltimore, MD.



TEAM	1	2	3	4	F
Cleveland	6	0	0	0	6
Baltimore	10	14	7	7	38

SCORING SUMMARY

TEAM	Q	TIME	PLAY
Ravens	1	7:41	M.Andrews 5 yd. pass from L.Jackson (J.Tucker kick) (8-49, 4:38)
Ravens	1	4:38	J.Tucker 41 yd. Field Goal (4-3, 1:30)
Browns	1	1:41	D.Njoku 1 yd. pass from B.Mayfield (kick failed, hlu) (6-75, 2:57)
Ravens	2	2:53	J.Dobbins 3 yd. run (J.Tucker kick) (10-99, 5:48)
Ravens	2	0:06	M.Andrews 9 yd. pass from L.Jackson (J.Tucker kick) (7-69, 0:35)
Ravens	3	7:48	W.Snead 19 yd. pass from L.Jackson (J.Tucker kick) (6-50, 3:23)
Ravens	4	13:00	J.Dobbins 2 yd. run (J.Tucker kick) (4-20, 2:00)

TEAM STATISTICS

	CLE	BAL
FIRST DOWNS:	20	23
TIME OF POSSESSION:	30:02	29:58
TOTAL NET YARDS: (RU/PA):	306 (138/168)	377 (107/270)
SACKS/YARDS	1/5	2/16
PUNTS/AVERAGE:	2-14	2-21
PENALTIES/YARDS:	8/80	7/66
FUMBLES/LOST:	3/2	2/1

INDIVIDUAL STATISTICS

PASSING: CLE: B.Mayfield 21-39-189 (1 INT); **BAL:** L. Jackson 20-25-275, R. Griffin 1-1-9.
RUSHING: CLE: K. Hunt 13-72, N. Chubb 10-60, D. Johnson 1-5, B. Mayfield 2-3, J. Gillan 1-(-2);
BAL: L. Jackson 7-45, M. Ingram 10-29, J. Dobbins 7-22, G. Edwards 4-17, R. Griffin 1-(-1), P. Ricard 1-(-5).
RECEIVING: CLE: J. Landry 5-61, K. Hunt 4-9, D. Njoku 3-50, O. Beckham 3-22, A. Hooper 2-15, K. Hodge 1-12, R. Higgins 1-9, N. Chubb 1-6, H. Bryant 1-5, S. Carlson 0-0; **BAL:** M. Brown 5-101, M. Andrews 5-58, W. Snead 4-64, M. Boykin 3-37, N. Boyle (2-3), D. Duvernay 1-12, P. Ricard 1-9.



WEEK 2, GAME 2



**BENGALS 30
BROWNS 35**
Sept. 17, 2020
FirstEnergy Stadium, Cleveland, Ohio



TEAM	1	2	3	4	F
Cincinnati	3	10	3	14	30
Cleveland Browns	7	14	7	7	35

SCORING SUMMARY

TEAM	Q	TIME	PLAY
Bengals	1	7:13	R.Bullock 38 yd. Field Goal (15-41, 7:47)
Browns	1	1:48	N.Chubb 11 yd. run (C.Parkey kick) (10-75, 5:25)
Browns	2	11:54	O.Beckham 43 yd. pass from B.Mayfield (C.Parkey kick) (3-57, 1:34)
Bengals	2	9:00	C.Uzomah 23 yd. pass from J.Burrow (R.Bullock kick) (6-57, 2:54)
Browns	2	1:31	K.Hunt 6 yd. pass from B.Mayfield (C.Parkey kick) (12-63, 3:54)
Bengals	2	0:02	R.Bullock 43 yd. Field Goal (12-50, 1:29)
Browns	3	5:45	N.Chubb 1 yd. run (C.Parkey kick) (2-1, 0:08)
Bengals	3	0:20	R.Bullock 27 yd. Field Goal (14-51, 5:25)
Bengals	4	5:55	M.Thomas 4 yd. pass from J.Burrow (R.Bullock kick) (14-83, 5:27)
Browns	4	3:55	K.Hunt 1 yd. run (C.Parkey kick) (6-75, 2:00)
Bengals	4	0:43	T.Boyd 9 yd. pass from J.Burrow (R.Bullock kick) (16-75, 3:12)

TEAM STATISTICS

	CIN	CLE
FIRST DOWNS:	30	23
TIME OF POSSESSION:	33:39	26:21
TOTAL NET YARDS: (RU/PA):	353 (68/285)	434 (215/219)
SACKS/YARDS	3/31	3/72
PUNTS/AVERAGE:	2/49.0	1/43.0
PENALTIES/YARDS:	4/45	8/76
FUMBLES/LOST:	2/1	0/0

INDIVIDUAL STATISTICS

PASSING: CLE: B.Mayfield 16-23-219 (2 TD, 1 INT); **CIN:** J.Burrow 36-61-316 (3 TD).
RUSHING: CLE: N.Chubb 22-124, K.Hunt 10-86, B.Mayfield 3-5; **CIN:** J.Mixon 16-46, J.Burrow 7-19, G.Bernard 1-3.
RECEIVING: CLE: O.Beckham 4-74, J.Landry 3-46, K.Hodge 2-39, A.Hooper 2-22, K.Hunt 2-15, H.Bryant 1-14, N.Chubb 1-9, A.Janovich 1-0; **CIN:** T.Boyd 7-72, D.Sample 7-45, G.Bernard 5-22, C.Uzomah 4-42, J.Mixon 4-40, M.Thomas 4-31, T.Higgins 3-35, A.Green 3-29.



WEEK 3, GAME 3



**WASHINGTON 20
BROWNS 34**

Sept. 27, 2020

FirstEnergy Stadium, Cleveland, Ohio



TEAM	1	2	3	4	F
Washington	7	0	13	0	20
Cleveland	0	17	0	17	34

SCORING SUMMARY

TEAM Q TIME PLAY

Washington	1	1:44	D.Inman 17 yd. pass from D.Haskins (D.Hopkins kick) (8-75, 3:24)
Browns	2	10:46	C.Parkey 42 yd. Field Goal (13-42, 5:58)
Browns	2	5:58	N.Chubb 16 yd. run (C.Parkey kick) (3-28, 1:26)
Browns	2	0:32	K.Hunt 9 yd. pass from B.Mayfield (C.Parkey kick) (3-24, 1:23)
Washington	3	9:05	A.Gibson 2 yd. run (kick failed, wr) (6-49, 2:22)
Washington	3	2:20	D.Inman 11 yd. pass from D.Haskins (D.Hopkins kick) (12-54, 5:08)
Browns	4	11:14	H.Bryant 3 yd. pass from B.Mayfield (C.Parkey kick) (11-75, 6:06)
Browns	4	8:40	N.Chubb 20 yd. run (C.Parkey kick) (3-35, 1:23)
Browns	4	1:10	C.Parkey 30 yd. Field Goal (10-29, 5:20)

TEAM STATISTICS

	WAS	CLE
FIRST DOWNS:	19	19
TIME OF POSSESSION:	26:23	33:37
TOTAL NET YARDS: (RU/PA):	309 (103/206)	300 (158/142)
SACKS/YARDS	2/14	3/18
PUNTS/AVERAGE:	3/49.0	5/45.8
PENALTIES/YARDS:	4/40	6/50
FUMBLES/LOST:	4/2	1/0

INDIVIDUAL STATISTICS

PASSING: CLE: B.Mayfield 16-23-156 (2 TD); **WAS:** D.Haskins 21-37-224 (2 TD, 3 INT).

RUSHING: CLE: N.Chubb 19-108, K.Hunt 16-46, J.Natson 1-3, B.Mayfield 1-1; **WAS:** A.Gibson 9-49, A.Gandy-Golden 1-22, J.McKissic 5-15, P.Barber 3-6, I.Wright 1-6, T.McLaurin 1-3, D.Haskins 2-2.

RECEIVING: CLE: O.Beckham 4-59, J.Landry 4-36, A.Hooper 3-25, K.Hunt 2-18, A.Janovich 1-13, H.Bryant 1-3, N.Chubb 1-2; **WAS:** T.McLaurin 4-83, L.Thomas 4-31, I.Wright 4-24, D.Inman 3-38, J.McKissic 3-37, A.Gibson 3-11.



WEEK 4, GAME 4



**BROWNS 49
COWBOYS 38**

Oct. 4, 2020

AT&T Stadium, Arlington, Texas



TEAM	1	2	3	4	F
Cleveland	7	24	10	8	49
Dallas	14	0	0	24	38

SCORING SUMMARY

TEAM Q TIME PLAY

Browns	1	12:13	O.Beckham 37 yd. pass from J.Landry (C.Parkey kick) (4-69, 1:09)
Cowboys	1	9:53	C.Lamb 43 yd. pass from D.Prescott (G.Zuerlein kick) (5-88, 2:20)
Cowboys	1	2:08	A.Cooper 20 yd. pass from D.Prescott (G.Zuerlein kick) (9-84, 4:02)
Browns	2	13:07	O.Beckham 4 yd. pass from B.Mayfield (C.Parkey kick) (9-75, 4:01)
Browns	2	9:22	A.Hooper 1 yd. pass from B.Mayfield (C.Parkey kick) (4-34, 1:53)
Browns	2	7:20	K.Hunt 2 yd. run (C.Parkey kick) (6-51, 1:47)
Browns	2	0:00	C.Parkey 37 yd. Field Goal (13-71, 3:53)
Browns	3	10:51	K.Hunt 14 yd. run (C.Parkey kick) (7-70, 4:09)
Browns	3	0:40	C.Parkey 44 yd. Field Goal (8-40, 4:46)
Cowboys	4	12:24	T.Pollard 3 yd. run (D.Prescott-E.Elliott pass) (11-77, 3:16)
Cowboys	4	6:31	D.Schultz 26 yd. pass from D.Prescott (D.Prescott run) (7-84, 1:50)
Cowboys	4	3:42	C.Lamb 5 yd. pass from D.Prescott (A.Cooper run) (11-80, 2:18)
Browns	4	3:25	O.Beckham 50 yd. run (S.Carson run) (1-50, 0:17)

TEAM STATISTICS

	CLE	DAL
FIRST DOWNS:	33	35
TIME OF POSSESSION:	33:27	26:33
TOTAL NET YARDS: (RU/PA):	508 (307/201)	566 (85/481)
SACKS/YARDS	3/21	2/1
PUNTS/AVERAGE:	4/42.8	3/44.3
PENALTIES/YARDS:	5/40	6/65
FUMBLES/LOST:	0/0	2/2

INDIVIDUAL STATISTICS

PASSING: CLE: B.Mayfield 19-30-165 (2 TD), J.Landry 1-1-37 (1 TD); **DAL:** D.Prescott 41-58-502 (4 TD, 1 INT).

RUSHING: CLE: D.Johnson 13-95, O.Beckham 2-73, K.Hunt 11-71, N.Chubb 6-43, D.Hilliard 5-19, B.Mayfield 3-6; **DAL:** E.Elliott 12-54, T.Pollard 3-16, D.Prescott 2-12, C.Lamb 1-3.

RECEIVING: CLE: O.Beckham 5-81, J.Landry 5-48, A.Hooper 5-34, H.Bryant 4-37, D.Hilliard 1-2; **DAL:** A.Cooper 12-134, E.Elliott 8-71, C.Lamb 5-79, D.Schultz 4-72, N.Brown 4-43, C.Wilson 3-34, M.Gallup 2-29, B.Bell 2-24, T.Pollard 1-16.



WEEK 5, GAME 5



COLTS 23
BROWNS 32

Oct. 11, 2020

FirstEnergy Stadium, Cleveland, Ohio



TEAM	1	2	3	4	F
Indianapolis	7	3	10	3	23
Cleveland	3	17	7	5	32

SCORING SUMMARY

TEAM	Q	TIME	PLAY
Browns	1	10:24	C.Parkey 24 yd. Field Goal (10-69, 4:36)
Colts	1	6:00	J.Taylor 4 yd. run (R.Blankenship kick) (9-72, 4:24)
Browns	2	14:06	K.Hunt 2 yd. pass from B.Mayfield (C.Parkey kick) (14-81, 6:54)
Colts	2	10:15	R.Blankenship 32 yd. Field Goal (7-61, 3:51)
Browns	2	5:58	R.Higgins 15 yd. pass from B.Mayfield (C.Parkey kick) (9-75, 4:17)
Browns	2	0:13	C.Parkey 36 yd. Field Goal (12-64, 4:00)
Browns	3	12:15	R.Harrison 47 yd. interception return (C.Parkey kick)
Colts	3	12:00	I.Rodgers 101 yd. kickoff return (R.Blankenship kick) (0-0, 0:15)
Colts	3	3:58	R.Blankenship 37 yd. Field Goal (10-29, 5:15)
Browns	4	14:39	Penalty on P.Rivers enforced in end zone for a Safety
Colts	4	2:50	R.Blankenship 25 yd. Field Goal (12-63, 4:15)
Browns	4	0:21	C.Parkey 46 yd. Field Goal (8-40, 2:29)

TEAM STATISTICS


	IND	CLE
FIRST DOWNS:	15	22
TIME OF POSSESSION:	25:15	34:45
TOTAL NET YARDS: (RU/PA):	308 (68/240)	385 (124/261)
SACKS/YARDS	1/4	1/3
PUNTS/AVERAGE:	1/54.0	2/46.5
PENALTIES/YARDS:	5/34	2/10
FUMBLES/LOST:	0/0	1/0

INDIVIDUAL STATISTICS

PASSING: CLE: B.Mayfield 21-37-247 (2 TD, 2 INT), O.Beckham 1-1-18; **IND:** P.Rivers 21-33-243 (2 INT).

RUSHING: CLE: K.Hunt 20-72, D.Johnson 8-32, B.Mayfield 2-17, A.Janovich 2-4, O.Beckham 1-(-1); **IND:** J.Taylor 12-57 (TD), N.Hines 3-8, A.Dulin 1-3, J.Wilkins 1-1, P.Rivers 1-(-1).

RECEIVING: CLE: O.Beckham 5-58, A.Hooper 5-57, J.Landry 4-88, R.Higgins 3-31 (TD), K.Hunt 3-21 (TD), D.Njoku 1-6, D.Johnson 1-4; **IND:** T.Hilton 6-69, T.Burton 5-33, M.Johnson 3-53, N.Hines 2-22, J.Taylor 2-17, Z.Pascal 2-15, A.Dulin 1-34.



WEEK 6, GAME 6



BROWNS 7
STEELERS 38

Oct. 18, 2020

Heinz Field, Pittsburgh, Pa.



TEAM	1	2	3	4	F
Cleveland	0	7	0	0	7
Pittsburgh	10	14	7	7	38

SCORING SUMMARY

TEAM	Q	TIME	PLAY
Steelers	1	10:35	C.Boswell 35 yd. Field Goal (11-58, 4:25)
Steelers	1	8:58	M.Fitzpatrick 33 yd. interception return (C.Boswell kick)
Steelers	2	10:28	J.Conner 3 yd. run (C.Boswell kick) (7-88, 3:37)
Steelers	2	5:43	J.Washington 28 yd. pass from B.Roethlisberger (C.Boswell kick) (4-50, 1:58)
Browns	2	1:01	R.Higgins 13 yd. pass from B.Mayfield (C.Parkey kick) (9-75, 4:42)
Steelers	3	0:52	C.Claypool 3 yd. run (C.Boswell kick) (8-28, 5:03)
Steelers	4	8:08	B.Snell 1 yd. run (C.Boswell kick) (9-55, 5:35)

TEAM STATISTICS

	CLE	PIT
FIRST DOWNS:	12	18
TIME OF POSSESSION:	25:54	34:06
TOTAL NET YARDS: (RU/PA):	220 (75/145)	277 (129/148)
SACKS/YARDS	2/20	4/20
PUNTS/AVERAGE:	6/40.3	5/41.8
PENALTIES/YARDS:	7/55	6/45
FUMBLES/LOST:	1/0	0/0

INDIVIDUAL STATISTICS

PASSING: CLE: B.Mayfield 10-18-119 (TD, 2 INT), C.Keenum 5-10-46; **PIT:** B.Roethlisberger 14-22-162 (TD).

RUSHING: CLE: K.Hunt 13-40, D.Hilliard 4-29, B.Mayfield 1-5, D.Johnson 4-1; **PIT:** J.Conner 20-101 (TD), B.Snell 6-17 (TD), C.Claypool 2-7 (TD), B.Roethlisberger 3-5, A.McFarland 3-2, M.Rudolph 3-(-3).

RECEIVING: CLE: A. Hooper 5-52, J.Landry 3-40, O.Beckham 2-25, K.Hunt 2-17, R.Higgins 1-13 (TD), H.Bryant 1-11, D.Njoku 1-7; **PIT:** C.Claypool 4-74, J.Washington 4-68 (TD), E.Ebron 2-9, J.Smith-Schuster 2-6, A.McFarland 1-6, B.Snell 1-4, J.Conner 1-1.



WEEK 7, GAME 7



**BROWNS 37
BENGALS 34**

Oct. 25, 2020

Paul Brown Stadium, Cincinnati, Ohio



TEAM	1	2	3	4	F
Cleveland	3	7	7	20	37
Cincinnati	7	10	3	14	34

SCORING SUMMARY

TEAM	Q	TIME	PLAY
Bengals	1	6:47	J.Burrow 1 yd. run (R.Bullock kick) (3-24, 1:34)
Browns	1	1:21	C.Parkey 43 yd. Field Goal (5-8, 1:39)
Bengals	2	11:09	R.Bullock 37 yd. Field Goal (11-62, 5:12)
Browns	2	3:39	H.Bryant 3 yd. pass from B.Mayfield (C.Parkey kick) (11-75, 7:30)
Bengals	2	0:15	T.Boyd 11 yd. pass from J.Burrow (R.Bullock kick) (10-75, 3:24)
Browns	3	9:32	H.Bryant 6 yd. pass from B.Mayfield (C.Parkey kick) (9-75, 5:28)
Bengals	3	2:51	R.Bullock 23 yd. Field Goal (12-71, 6:41)
Browns	4	13:13	D.Njoku 16 yd. pass from B.Mayfield (C.Parkey kick) (8-79, 4:38)
Bengals	4	8:45	T.Higgins 16 yd. pass from J.Burrow (R.Bullock kick) (12-80, 4:28)
Browns	4	4:53	K.Hunt 8 yd. pass from B.Mayfield (C.Parkey kick) (7-75, 3:52)
Bengals	4	1:06	G.Bernard 3 yd. pass from J.Burrow (R.Bullock kick) (10-75, 3:47)
Browns	4	0:11	D.Peoples-Jones 24 yd. pass from B.Mayfield (kick failed, wl) (5-75, 0:55)

TEAM STATISTICS

	CLE	CIN
FIRST DOWNS:	23	31
TIME OF POSSESSION:	27:05	32:55
TOTAL NET YARDS: (RU/PA):	398 (82/316)	468 (81/387)
SACKS/YARDS	4/35	0/0
PUNTS/AVERAGE:	1/50.0	0/0.0
PENALTIES/YARDS:	5/40	7/45
FUMBLES/LOST:	0/0	3/1

INDIVIDUAL STATISTICS


PASSING: CLE: B.Mayfield 22-28-297 (5 TD, INT); CIN: J.Burrow 35-47-406 (3 TD, INT).

RUSHING: CLE: K.Hunt 18-76, J.Landry 2-4, D.Johnson 1-3, B.Mayfield 1-(-1); CIN: G.Bernard 13-37, J.Burrow 6-34 (TD), T.Higgins 1-7, S.Perine 1-3.

RECEIVING: CLE: R.Higgins 6-110, J.Landry 5-48, H.Bryant 4-56 (2 TD), D.Peoples-Jones 2-56 (TD), K.Hunt 3-26 (TD), D.Njoku 2-20 (TD); IND: T.Boyd 11-101 (TD), A.Green 7-82, T.Higgins 5-71 (TD), G.Bernard 5-59 (TD), D.Sample 5-52, M.Thomas 2-54, S.Perine 1-3.



WEEK 8, GAME 8



**RAIDERS 16
BROWNS 6**

Nov. 1, 2020

FirstEnergy Stadium, Cleveland, Ohio



TEAM	1	2	3	4	F
Las Vegas	0	6	0	10	16
Cleveland	0	3	3	0	6

SCORING SUMMARY

TEAM	Q	TIME	PLAY
Browns	2	13:35	C.Parkey 41 yd. Field Goal (14-60, 7:52)
Raiders	2	5:17	D.Carlson 29 yd. Field Goal (16-58, 8:18)
Raiders	2	0:00	D.Carlson 33 yd. Field Goal (12-51, 4:02)
Browns	3	8:47	C.Parkey 38 yd. Field Goal (11-55, 6:13)
Raiders	4	14:53	H.Renfrow 4 yd. pass from D.Carr (D.Carlson kick) (15-75, 8:54)
Raiders	4	4:24	D.Carlson 24 yd. Field Goal (13-74, 8:47)

TEAM STATISTICS

	LV	CLE
FIRST DOWNS:	24	14
TIME OF POSSESSION:	37:43	22:17
TOTAL NET YARDS: (RU/PA):	309 (208/101)	233 (101/122)
SACKS/YARDS	0/0	2/11
PUNTS/AVERAGE:	1/56.0	2/54.5
PENALTIES/YARDS:	5/25	7/59
FUMBLES/LOST:	1/0	1/1

INDIVIDUAL STATISTICS

PASSING: CLE: B.Mayfield 12-25-122; LV: D.Carr 15-24-122 (TD).

RUSHING: CLE: K.Hunt 14-66, B.Mayfield 6-29, D.Johnson 2-6; LV: J.Jacobs 31-128, D.Carr 6-41, D.Booker 5-29, J.Richard 1-6, A.Ingold 1-3, H.Ruggs 1-1.

RECEIVING: CLE: J.Landry 4-52, H.Bryant 3-25, K.Hunt 2-7, D.Njoku 1-19, R.Higgins 1-14, D.Johnson 1-5; LV: D.Waller 5-28, H.Renfrow 4-26 (TD), J.Witten 2-21, H.Ruggs 2-8, D.Booker 1-17, J.Richard 1-12.



WEEK 10, GAME 9



**TEXANS 7
BROWNS 10**

Nov. 15, 2020

FirstEnergy Stadium, Cleveland, Ohio



TEAM	1	2	3	4	F
Houston	0	0	0	7	7
Cleveland	3	0	0	7	10

SCORING SUMMARY

TEAM Q TIME PLAY

Browns	1	8:27	C.Parkey 41 yd. Field Goal (12-52, 6:33)
Browns	4	13:32	N.Chubb 9 yd. run (C.Parkey kick) (9-64, 5:01)
Texans	4	4:59	P.Brown 16 yd. pass from D.Watson (K.Fairbairn kick) (7-90, 2:52)

TEAM STATISTICS

	HOU	CLE
FIRST DOWNS:	16	20
TIME OF POSSESSION:	26:40	33:20
TOTAL NET YARDS: (RU/PA):	243 (90/153)	356 (231/125)
SACKS/YARDS	1/7	2/10
PUNTS/AVERAGE:	4/48.5	4/43.5
PENALTIES/YARDS:	6/49	6/63
FUMBLES/LOST:	0/0	1/0

INDIVIDUAL STATISTICS

PASSING: CLE: B.Mayfield 12-20-132; HOU: D.Watson 20-30-163 (TD).

RUSHING: CLE: N.Chubb 19-126 (TD), K.Hunt 19-104, B.Mayfield 3-1; HOU: D.Johnson 14-54, D.Watson 8-36.

RECEIVING: CLE: R.Higgins 3-48, J.Landry 3-29, K.Hunt 3-28, D.Peoples-Jones 2-16, A.Hooper 1-11; HOU: B.Cooks 6-39, W.Fuller 5-38, R.Cobb 3-41, P.Brown 2-21 (TD), D.Fells 1-15, K.Stills 1-6, J.Akins 1-5, C.Proise 1-(-2).



WEEK 11, GAME 10



**EAGLES 17
BROWNS 22**

Nov. 22, 2020

FirstEnergy Stadium, Cleveland, Ohio



TEAM	1	2	3	4	F
Philadelphia	0	0	7	10	17
Cleveland	0	7	5	10	22

SCORING SUMMARY

TEAM Q TIME PLAY

Browns	2	13:35	S.Takitaki 50 yd. interception return (C.Parkey kick)
Eagles	3	11:53	R.Rodgers 19 yd. pass from C.Wentz (J.Elliott kick) (1-19, 0:06)
Browns	3	8:59	C.Parkey 46 yd. Field Goal (5-47, 2:54)
Browns	3	3:11	C.Wentz sacked in end zone by O.Vernon for a Safety
Eagles	4	11:24	J.Elliott 43 yd. Field Goal (7-38, 2:30)
Browns	4	9:13	K.Hunt 5 yd. run (C.Parkey kick) (4-79, 2:11)
Browns	4	3:49	C.Parkey 28 yd. Field Goal (10-43, 4:32)
Eagles	4	0:30	D.Goedert 4 yd. pass from C.Wentz (J.Elliott kick) (8-47, 1:09)

TEAM STATISTICS

	PHI	CLE
FIRST DOWNS:	19	17
TIME OF POSSESSION:	28:16	31:44
TOTAL NET YARDS: (RU/PA):	315 (106/209)	324 (137/187)
SACKS/YARDS	3/17	5/26
PUNTS/AVERAGE:	6/41.5	5/45.0
PENALTIES/YARDS:	5/33	3/53
FUMBLES/LOST:	2/1	2/1

INDIVIDUAL STATISTICS

PASSING: CLE: B.Mayfield 12-22-204; PHI: C.Wentz 21-35-235 (2 TD, 2 INT).

RUSHING: CLE: N.Chubb 20-114, K.Hunt 13-11 (TD), B.Mayfield 6-9, J.Landry 1-3; PHI: M.Sanders 16-66, B.Scott 5-24, C.Wentz 3-10, J.Hurts 1-6.

RECEIVING: CLE: K.Hodge 3-73, R.Higgins 3-65, A.Hooper 3-33, J.Landry 2-23, K.Hunt 1-10; PHI: D.Goedert 5-77 (TD), J.Reagor 4-52, B.Scott 3-26, M.Sanders 3-15, G.ward 3-9, R.Rodgers 2-48 (TD), T.Fulgham 1-8.



2020 BROWNS W-L RECORD BREAKDOWN

	2020 SEASON				2019 SEASON			
	OVERALL	VS. AFCN	HOME	ROAD	OVERALL	VS. AFCN	HOME	ROAD
Overall	7-3	2-2	5-1	2-2	6-10	3-3	4-4	2-6
On grass	5-3	1-2	5-1	0-2	5-8	3-2	4-4	1-4
On artificial surfaces	2-0	1-0	0-0	2-0	1-2	0-1	0-0	1-2
When scoring first	4-1	0-0	3-1	1-0	5-5	2-3	3-3	2-2
When opponent scores first	3-2	2-2	2-0	1-2	1-5	1-0	1-1	0-4
In overtime	0-0	0-0	0-0	0-0	0-0	0-0	0-0	0-0
When leading after first quarter	2-0	1-0	2-0	0-0	6-4	3-1	4-2	2-1
When leading at halftime	6-0	1-0	5-0	1-0	6-2	3-0	4-2	2-0
When leading after third quarter	5-0	1-0	4-0	2-0	6-1	3-0	4-1	2-0
When trailing after first quarter	4-2	1-2	2-0	2-2	0-6	0-1	0-1	0-5
When trailing at halftime	1-3	1-2	0-1	1-2	0-7	0-2	0-2	0-5
When trailing after third quarter	2-2	1-2	1-0	1-2	0-9	0-3	0-3	0-6
When tied at halftime	0-0	0-0	0-0	0-0	0-1	0-1	0-0	0-1
On Sunday	6-3	1-2	4-1	2-2	4-9	2-3	3-4	1-5
On Monday	0-0	0-0	0-0	0-0	1-1	0-0	0-0	1-1
On Thursday	1-0	1-0	1-0	0-0	1-0	1-0	1-0	0-0
On Saturday	0-0	0-0	0-0	0-0	0-0	0-0	0-0	0-0
Day games (before 5 p.m.)	6-3	1-2	4-1	2-2	4-8	2-3	3-3	1-5
Night games (after 5 p.m.)	1-0	1-0	1-0	0-0	2-2	1-0	1-1	1-1
When CLE had 100-yard rusher	4-0	1-0	4-0	0-0	4-3	2-0	3-1	1-2
When CLE had 100-yard receiver	1-0	1-0	0-0	1-0	3-1	1-0	1-1	2-0
When CLE had 300-yard passer	0-0	0-0	0-0	0-0	3-0	1-0	1-0	1-0
When OPP had 100-yard rusher	0-2	0-1	0-1	0-1	1-5	1-2	1-2	0-2
When OPP had 100-yard receiver	2-1	1-1	0-0	2-1	0-3	0-1	0-2	0-1
When OPP had 300-yard passer	3-0	2-0	1-0	2-0	0-0	0-0	0-0	0-0

2020 REPLAYS AND CHALLENGES

{2020 BROWNS CHALLENGES}

BROWNS CHALLENGES (3/3)

DATE	OPP.	TIME	INITIAL CALL
9/17	CIN	14:54 (1Q)	J.Burrow pass complete to A.Green for 35 yards
9/27	WAS	10:47 (3Q)	D.Haskins pass complete to A.Gandy-Golden for 14 yards
10/18	PIT	6:16 (3Q)	B.Mayfield pass incomplete to J.Landry

DECISION

Ruling on the field reversed, pass incomplete.
Ruling on the field reversed, pass incomplete.
Ruling on the field reversed, gain of 3 yards to the CLV-29.

OPPONENT CHALLENGES (0/3)

DATE	OPP.	TIME	INITIAL CALL
10/11	IND	14:56 (1Q)	K.Hunt rush for 4 yards
10/11	IND	8:31 (2Q)	O.Beckham Jr. catch for 26 yards
11/1	LV	5:25 (2Q)	D.Carr pass incomplete to H.Ruggs

DECISION

Challenged the runner was down by contact ruling, ruling on the field was upheld.
Challenged the pass completion ruling, ruling on the field was upheld.
Ruling on the field was upheld.

2020 STARTING LINEUPS AND INACTIVES

OFFENSIVE GAME-BY-GAME STARTERS

GAME	OPP.	WR	LT	LG	C	RG	RT	TE	WR	QB	RB	TE
9/13	at BAL	J.Landry	J.Wills	J.Bitonio	J.Tretter	W.Teller	J.Conklin	A.Hooper	O.Beckham	B.Mayfield	N.Chubb	H.Bryant
9/17	CIN	J.Landry	J.Wills	J.Bitonio	J.Tretter	W.Teller	C.Hubbard	A.Hooper	O.Beckham	B.Mayfield	N.Chubb	A.Janovich (FB)
9/27	WAS	J.Landry	J.Wills	J.Bitonio	J.Tretter	W.Teller	J.Conklin	A.Hooper	O.Beckham	B.Mayfield	N.Chubb	H.Bryant
10/4	at DAL	J.Landry	J.Wills	J.Bitonio	J.Tretter	W.Teller	J.Conklin	A.Hooper	O.Beckham	B.Mayfield	N.Chubb	D.Peoples-Jones (WR)
10/11	IND	J.Landry	J.Wills	J.Bitonio	J.Tretter	W.Teller	J.Conklin	A.Hooper	O.Beckham	B.Mayfield	K.Hunt	R.Higgins (WR)
10/18	at PIT	J.Landry	J.Wills	J.Bitonio	J.Tretter	C.Hubbard	J.Conklin	A.Hooper	O.Beckham	B.Mayfield	K.Hunt	A.Janovich (FB)
10/25	at CIN	D.Njoku (TE)	J.Wills	J.Bitonio	J.Tretter	C.Hubbard	J.Conklin	H.Bryant	O.Beckham	B.Mayfield	K.Hunt	S.Carlson
11/1	LV	J.Landry	J.Wills	J.Bitonio	J.Tretter	C.Hubbard	J.Conklin	H.Bryant	D.Njoku (TE)	B.Mayfield	K.Hunt	S.Carlson
11/15	HOU	J.Landry	J.Wills	J.Bitonio	J.Tretter	W.Teller	J.Conklin	A.Hooper	A.Janovich (FB)	B.Mayfield	N.Chubb	H.Bryant
11/22	PHI	J.Landry	J.Wills	J.Bitonio	J.Tretter	W.Teller	J.Conklin	A.Hooper	D.Njoku (TE)	B.Mayfield	N.Chubb	H.Bryant
11/29	at JAX											
12/6	at TEN											
12/14	BAL											
12/20	at NYG											
TBD	at NYJ											
1/3	PIT											

DEFENSIVE GAME-BY-GAME STARTERS

GAME	OPP.	DE	DT	DT	DE	WILL	MIKE	SAM	CB	CB	S	S
9/13	at BAL	M.Garrett	S.Richardson	L.Ogunjobi	O.Vernon	J.Phillips	B.Goodson	S.Takitaki	D.Ward	T.Mitchell	K.Joseph	A.Sendejo
9/17	CIN	M.Garrett	S.Richardson	L.Ogunjobi	A.Clayborn	T.Thomas (DB)	B.Goodson	S.Takitaki	D.Ward	T.Mitchell	K.Joseph	A.Sendejo
9/27	WAS	M.Garrett	S.Richardson	L.Ogunjobi	P.Gustin	T.Thomas (DB)	B.Goodson	S.Takitaki	D.Ward	T.Mitchell	K.Joseph	A.Sendejo
10/4	at DAL	M.Garrett	S.Richardson	L.Ogunjobi	O.Vernon	T.Thomas (CB)	B.Goodson	S.Takitaki	D.Ward	T.Mitchell	K.Joseph	A.Sendejo
10/11	IND	M.Garrett	S.Richardson	V.Taylor	P.Gustin	M.Smith	B.Goodson	K.Johnson (DB)	D.Ward	T.Mitchell	R.Harrison	A.Sendejo
10/18	at PIT	M.Garrett	S.Richardson	L.Ogunjobi	O.Vernon	M.Wilson	B.Goodson	S.Takitaki	D.Ward	T.Mitchell	S.Redwine	A.Sendejo
10/25	at CIN	M.Garrett	S.Richardson	L.Ogunjobi	O.Vernon	M.Wilson	B.Goodson	S.Takitaki	D.Ward	T.Mitchell	R.Harrison	A.Sendejo
11/1	LV	M.Garrett	S.Richardson	L.Ogunjobi	O.Vernon	M.Smith	B.Goodson	K.Johnson (DB)	D.Ward	T.Mitchell	R.Harrison	A.Sendejo
11/15	HOU	M.Garrett	S.Richardson	L.Ogunjobi	O.Vernon	M.Wilson	B.Goodson	S.Takitaki	D.Ward	T.Mitchell	R.Harrison	A.Sendejo
11/22	PHI	P.Gustin	S.Richardson	L.Ogunjobi	O.Vernon	M.Wilson	B.Goodson	S.Takitaki	D.Ward	T.Mitchell	R.Harrison	A.Sendejo
11/29	at JAX											
12/6	at TEN											
12/14	BAL											
12/20	at NYG											
TBD	at NYJ											
1/3	PIT											

GAME-BY-GAME INACTIVES

GAME	OPP.							
9/13	at BAL	D.Peoples-Jones	G.Williams	K.Johnson	M.Wilson	C.Hubbard	J.Jackson	
9/17	CIN	D.Peoples-Jones	G.Williams	K.Johnson	J.Phillips	M.Wilson	O.Vernon	
9/27	WAS	D.Peoples-Jones	G.Williams	J.Phillips	O.Vernon	E.Brown	R.Higgins	
10/4	at DAL	G.Williams	T.Davis	E.Brown	R.Higgins	A.Clayborn		
10/11	IND	T.Taylor	G.Williams	K.Joseph	T.Davis	E.Brown	L.Ogunjobi	
10/18	at PIT	R.Harrison	K.Joseph	J.Phillips	W.Teller	J.Jackson	V.Taylor	
10/25	at CIN	T.Taylor	J.Phillips	W.Teller	A.Hooper	J.Jackson		
11/1	LV	J.Moffatt	J.Phillips	W.Teller	A.Hooper	J.Jackson		
11/15	HOU	J.Moffatt	J.Phillips	T.Taylor	D.Hilliard	J.Jackson	R.Jackson	
11/22	PHI	T.Taylor	D.Hilliard	R.Jackson	J.Moffatt	T.Davis	J.Jackson	
11/29	at JAX							
12/6	at TEN							
12/14	BAL							
12/20	at NYG							
TBD	at NYJ							
1/3	PIT							

2020 DEFENSIVE GAME-BY-GAME STATS

INTERCEPTIONS

GAME	OPP.	NO.	YARDS	LG	TD	PLAYERS
9/13	at BAL	0	0	0	0	None
9/17	CIN	0	0	0	0	None
9/27	WAS	3	51	49	0	K.Joseph, M.Smith, B.Goodson
10/4	at DAL	1	0	0	0	D.Ward
10/11	IND	2	55	47	1	R.Harrison (TD), S.Redwine
10/18	at PIT	0	0	0	0	None
10/25	at CIN	1	7	7	0	B.Goodson
11/1	LV	0	0	0	0	None
11/15	HOU	0	0	0	0	None
11/22	PHI	2	50	50	1	S.Takitaki (TD), D.Ward
11/29	at JAX					
12/6	at TEN					
12/14	BAL					
12/20	at NYG					
TBD	at NYJ					
1/3	PIT					
TOTALS 10 GAMES		9	163	50	2	

FUMBLES

GAME	OPP.	FUMBLES FORCED		FUMBLES RECOVERED	
		NO.	PLAYERS	NO.	PLAYERS
9/13	at BAL	1	L.Ogunjobi	1	M.Garrett
9/17	CIN	1	M.Garrett	1	J.Jackson
9/27	WAS	3	M.Garrett, K.Johnson, T.Mitchell	2	M.Garrett, B.Goodson
10/4	at DAL	2	A.Sendejo, M.Garrett	2	O.Vernon, V.Taylor
10/11	IND	0	None	0	None
10/18	at PIT	0	None	0	None
10/25	at CIN	1	M.Garrett	1	R.Harrison
11/1	LV	1	D.Ward	0	None
11/15	HOU	0	None	0	None
11/22	PHI	2	A.Clayborn, C.Malveaux	1	K.Joseph
11/29	at JAX				
12/6	at TEN				
12/14	BAL				
12/20	at NYG				
TBD	at NYJ				
1/3	PIT				
TOTALS 10 GAMES		11		8	

QUARTERBACK SACKS

GAME	OPP.	NO.	YARDS	PLAYERS
9/13	at BAL	2	14	T.Thomas (1.0), A.Clayborn (1.0)
9/17	CIN	3	31	S.Richardson (1.0), M.Garrett (1.0), A.Clayborn (1.0)
9/27	WAS	3	18	M.Garrett (2.0), S.Richardson (1.0)
10/4	at DAL	3	21	M.Garrett (2.0), M.Stewart (1.0)
10/11	IND	1	3	M.Garrett (1.0)
10/18	at PIT	2	20	M.Garrett (1.0), B.Goodson (0.5), S.Redwine (0.5)
10/25	at CIN	4	35	M.Garrett (2.0), R.Harrison (1.0), S.Richardson (0.5), K.Johnson (0.5)
11/1	LV	2	11	O.Vernon (2.0)
11/15	HOU	2	10	S.Richardson (1.0), M.Garrett (0.5), L.Ogunjobi (0.5)
11/22	PHI	5	26	O.Vernon (3.0), A.Clayborn (1.5), L.Ogunjobi (0.5)
11/29	at JAX			
12/6	at TEN			
12/14	BAL			
12/20	at NYG			
TBD	at NYJ			
1/3	PIT			
TOTALS 10 GAMES		27	189	

2020 CLEVELAND BROWNS INDIVIDUAL BESTS

BROWNS

LONGEST RUN FROM SCRIMMAGE:	59, N.Chubb, HOU (11/15)
LONGEST TOUCHDOWN RUN:	50, O.Beckham, at DAL (10/4)
LONGEST PASS COMPLETION:	43T, O.Beckham, CIN (9/17), R.Higgins, PHI (11/22)
LONGEST TOUCHDOWN PASS:	43, O.Beckham, CIN (9/17)
LONGEST PUNT RETURN:	13T, J.Natson, CIN (9/17), D.Peoples-Jones, at DAL (10/4)
LONGEST KICKOFF RETURN:	33, D.Peoples-Jones, LV (11/1)
MOST INTERCEPTIONS:	1T, K. Joseph; M.Smith; B.Goodson, WAS (9/27) D.Ward, at DAL (10/4) R.Harrison; S.Redwine, IND (10/11) B.J. Goodson, at CIN (10/25) S.Takitaki; D.Ward, PHI (11/22)
LONGEST INTERCEPTION RETURN:	50, S.Takitaki, PHI (11/22)
LONGEST PUNT:	59T, J.Gillan, at BAL (9/13), at PIT (10/18), LV (11/1)
LONGEST FIELD GOAL:	46T, C.Parkey, IND (10/11), CIN (11/22)
MOST RUSHING ATTEMPTS:	22, N.Chubb, CIN (9/17)
MOST RUSHING YARDS:	126, N.Chubb, HOU (11/15)
MOST PASS ATTEMPTS:	39, B.Mayfield, at BAL (9/13)
MOST PASS COMPLETIONS:	22, B.Mayfield, at CIN (10/25)
MOST YARDS PASSING:	297, B.Mayfield, at CIN (10/25)
MOST RECEPTIONS:	6, R.Higgins, at CIN (10/25)
MOST YARDS RECEIVING:	110, R.Higgins, at CIN (10/25)
MOST INTERCEPTIONS THROWN:	2T, B.Mayfield, IND (10/11), at PIT (10/18)
MOST RUSHING TOUCHDOWNS:	2T, N.Chubb, CIN (9/17), WAS (9/27), K.Hunt, at DAL (10/4)
MOST TOUCHDOWN PASSES:	5, B.Mayfield, at CIN (10/25)
MOST TOUCHDOWN RECEPTIONS:	2T, O.Beckham, at DAL (10/4), H.Bryant, at CIN (10/25)
MOST QB SACKS:	3, O.Vernon, PHI (11/22)

OPPONENTS

LONGEST RUN FROM SCRIMMAGE:	24, E.Elliott, at DAL (10/4)
LONGEST TOUCHDOWN RUN:	4, J.Taylor, IND (10/11)
LONGEST PASS COMPLETION:	47, M.Brown, at BAL (9/13)
LONGEST TOUCHDOWN PASS:	43, C.Lamb, at DAL (10/4)
LONGEST PUNT RETURN:	27, C.Lamb, at DAL (10/4)
LONGEST KICKOFF RETURN:	101, I.Rodgers, IND (10/11)
MOST INTERCEPTIONS:	1T, M.Humphrey, at BAL (9/13) W.Jackson, CIN (9/17) A.Walker; B.Okereke, IND (10/11) M.Fitzpatrick; C.Sutton, at PIT (10/18) D.Phillips, at CIN (10/25)
LONGEST INTERCEPTION RETURN:	33, M.Fitzpatrick, at PIT (10/18)
LONGEST PUNT:	64, B.Anger, HOU (11/15)
LONGEST FIELD GOAL:	43T, R.Bullock, CIN (9/17), J.Elliott, PHI (11/22)
MOST RUSHING ATTEMPTS:	31, J.Jacobs, LV (11/1)
MOST RUSHING YARDS:	128, J.Jacobs, LV (11/1)
MOST PASS ATTEMPTS:	61, J.Burrow, CIN (9/17)
MOST PASS COMPLETIONS:	41, D.Prescott, at DAL (10/4)
MOST YARDS PASSING:	502, D.Prescott, at DAL (10/4)
MOST RECEPTIONS:	12, A.Cooper, at DAL (10/4)
MOST YARDS RECEIVING:	134, A.Cooper, at DAL (10/4)
MOST INTERCEPTIONS THROWN:	3, D.Haskins, WAS (9/27)
MOST RUSHING TOUCHDOWNS:	2, J.Dobbins, at BAL (9/13)
MOST TOUCHDOWN PASSES:	4, D.Prescott, at DAL (10/4)
MOST TOUCHDOWN RECEPTIONS:	2T, M. Andrews, at BAL (9/13), D.Inman, WAS (9/27), C.Lamb, at DAL (10/4)
MOST QB SACKS:	2, B.Dupree, at PIT (10/18)

SUPPLEMENTAL STATISTICS

2020 BROWNS TEAM SCORING

GAME	OPP.	BROWNS						OPPONENTS					
		1ST	2ND	3RD	4TH	OT	TOTAL	1ST	2ND	3RD	4TH	OT	TOTAL
9/13	at BAL	6	0	0	0	0	6	10	14	7	7	0	38
9/17	CIN	7	14	7	7	0	35	3	10	3	14	0	30
9/27	WAS	0	17	0	17	0	34	7	0	13	0	0	20
10/4	at DAL	7	24	10	8	0	49	14	0	0	24	0	38
10/11	IND	3	17	7	5	0	32	7	3	10	3	0	23
10/18	at PIT	0	7	0	0	0	7	10	14	7	7	0	38
10/25	at CIN	3	7	7	20	0	37	7	10	3	14	0	34
11/1	LV	0	3	3	0	0	6	0	6	0	10	0	16
11/15	HOU	3	0	0	7	0	10	0	0	0	7	0	7
11/22	PHI	0	7	5	10	0	22	0	0	7	10	0	17
TOTALS 10 GAMES		29	96	39	74	0	238	58	57	50	96	0	261

2020 TURNOVER TABLE

GAME	OPP.	TAKEAWAYS				GIVEAWAYS					RESULT
		FUMBLES	INTS	TOTAL	PTS OFF	FUMBLES	INT	TOTAL	PTS OFF	DIFFERENCE	
9/13	at BAL	1	0	1	0	2	1	3	14	-2	L, 38-6
9/17	CIN	1	0	1	7	0	1	1	7	0	W, 35-30
9/26	WAS	2	3	5	24	0	0	0	0	+5	W, 34-20
10/4	at DAL	2	1	3	14	0	0	0	0	+3	W, 49-38
10/11	IND	0	2	2	7	0	2	2	6	0	W, 32-23
10/18	at PIT	0	0	0	0	0	2	2	14	-2	L, 38-7
10/25	at CIN	1	1	2	3	0	1	1	7	+1	W, 37-34
11/1	LV	0	0	0	0	1	0	1	0	-1	L, 16-6
11/15	HOU	0	0	0	0	0	0	0	0	0	W, 10-7
11/22	PHI	1	2	3	7	1	0	1	7	+2	W, 22-17
TOTALS 10 GAMES		8	9	17	52	4	7	11	55	+6	

2020 BROWNS SCORING DRIVES

SEPT. 13 AT BALTIMORE RAVENS

TEAM	QTR.	TIME	SCORING PLAY	CLE	BAL
Ravens	1	7:41	M.Andrews 5 yd. pass from L.Jackson (J.Tucker kick) (8-49, 4:38)	0	7
Ravens	1	4:38	J.Tucker 41 yd. Field Goal (4-3, 1:30)	0	10
Browns	1	1:41	D.Njoku 1 yd. pass from B.Mayfield (kick failed, hlu) (6-75, 2:57)	6	10
Ravens	2	2:53	J.Dobbins 3 yd. run (J.Tucker kick) (10-99, 5:48)	6	17
Ravens	2	0:06	M.Andrews 9 yd. pass from L.Jackson (J.Tucker kick) (7-69, 0:35)	6	24
Ravens	3	7:48	W.Snead 19 yd. pass from L.Jackson (J.Tucker kick) (6-50, 3:23)	6	31
Ravens	4	13:00	J.Dobbins 2 yd. run (J.Tucker kick) (4-20, 2:00)	6	38

SEPT. 17 VS. CINCINNATI BENGALS

TEAM	QTR.	TIME	SCORING PLAY	CIN	CLE
Bengals	1	7:13	R.Bullock 38 yd. Field Goal (15-41, 7:47)	3	0
Browns	1	1:48	N.Chubb 11 yd. run (C.Parkey kick) (10-75, 5:25)	3	7
Browns	2	11:54	O.Beckham 43 yd. pass from B.Mayfield (C.Parkey kick) (3-57, 1:34)	3	14
Bengals	2	9:00	C.Uzomah 23 yd. pass from J.Burrow (R.Bullock kick) (6-57, 2:54)	10	14
Browns	2	1:31	K.Hunt 6 yd. pass from B.Mayfield (C.Parkey kick) (12-63, 3:54)	10	21
Bengals	2	0:02	R.Bullock 43 yd. Field Goal (12-50, 1:29)	13	21
Browns	3	5:45	N.Chubb 1 yd. run (C.Parkey kick) (2-1, 0:08)	13	28
Bengals	3	0:20	R.Bullock 27 yd. Field Goal (14-51, 5:25)	16	28
Bengals	4	5:55	M.Thomas 4 yd. pass from J.Burrow (R.Bullock kick) (14-83, 5:27)	23	28
Browns	4	3:55	K.Hunt 1 yd. run (C.Parkey kick) (6-75, 2:00)	23	35
Bengals	4	0:43	T.Boyd 9 yd. pass from J.Burrow (R.Bullock kick) (16-75, 3:12)	30	35

SEPT. 27 VS. WASHINGTON FOOTBALL TEAM

TEAM	QTR.	TIME	SCORING PLAY	WAS	CLE
Football Team	1	1:44	D.Inman 17 yd. pass from D.Haskins (D.Hopkins kick) (8-75, 3:24)	7	0
Browns	2	10:46	C.Parkey 42 yd. Field Goal (13-42, 5:58)	7	3
Browns	2	5:58	N.Chubb 16 yd. run (C.Parkey kick) (3-28, 1:26)	7	10
Browns	2	0:32	K.Hunt 9 yd. pass from B.Mayfield (C.Parkey kick) (3-24, 1:23)	7	17
Football Team	3	9:05	A.Gibson 2 yd. run (kick failed, wr) (6-49, 2:22)	13	17
Football Team	3	2:20	D.Inman 11 yd. pass from D.Haskins (D.Hopkins kick) (12-54, 5:08)	20	17
Browns	4	11:14	H.Bryant 3 yd. pass from B.Mayfield (C.Parkey kick) (11-75, 6:06)	20	24
Browns	4	8:40	N.Chubb 20 yd. run (C.Parkey kick) (3-35, 1:23)	20	31
Browns	4	1:10	C.Parkey 30 yd. Field Goal (10-29, 5:20)	20	34

OCT. 4 VS. DALLAS COWBOYS

TEAM	QTR.	TIME	SCORING PLAY	CLE	DAL
Browns	1	12:13	O.Beckham 37 yd. pass from J.Landry (C.Parkey kick) (4-69, 1:09)	7	0
Cowboys	1	9:53	C.Lamb 43 yd. pass from D.Prescott (G.Zuerlein kick) (5-88, 2:20)	7	7
Cowboys	1	2:08	A.Cooper 20 yd. pass from D.Prescott (G.Zuerlein kick) (9-84, 4:02)	7	14
Browns	2	13:07	O.Beckham 4 yd. pass from B.Mayfield (C.Parkey kick) (9-75, 4:01)	14	14
Browns	2	9:22	A.Hooper 1 yd. pass from B.Mayfield (C.Parkey kick) (4-34, 1:53)	21	14
Browns	2	7:20	K.Hunt 2 yd. run (C.Parkey kick) (6-51, 1:47)	28	14
Browns	2	0:00	C.Parkey 37 yd. Field Goal (13-71, 3:53)	31	14
Browns	3	10:51	K.Hunt 14 yd. run (C.Parkey kick) (7-70, 4:09)	38	14
Browns	3	0:40	C.Parkey 44 yd. Field Goal (8-40, 4:46)	41	14
Cowboys	4	12:24	T.Pollard 3 yd. run (D.Prescott-E.Elliott pass) (11-77, 3:16)	41	22
Cowboys	4	6:31	D.Schultz 26 yd. pass from D.Prescott (D.Prescott run) (7-84, 1:50)	41	30
Cowboys	4	3:42	C.Lamb 5 yd. pass from D.Prescott (A.Cooper run) (11-80, 2:18)	41	38
Browns	4	3:25	O.Beckham 50 yd. run (S.Carlson run) (1-50, 0:17)	49	38

SUPPLEMENTAL STATISTICS

OCT. 11 VS. INDIANAPOLIS COLTS

TEAM	QTR.	TIME	SCORING PLAY	IND	CLE
Browns	1	10:24	C.Parkey 24 yd. Field Goal (10-69, 4:36)	0	3
Colts	1	6:00	J.Taylor 4 yd. run (R.Blankenship kick) (9-72, 4:24)	7	3
Browns	2	14:06	K.Hunt 2 yd. pass from B.Mayfield (C.Parkey kick) (14-81, 6:54)	7	10
Colts	2	10:15	R.Blankenship 32 yd. Field Goal (7-61, 3:51)	10	10
Browns	2	5:58	R.Higgins 15 yd. pass from B.Mayfield (C.Parkey kick) (9-75, 4:17)	10	17
Browns	2	0:13	C.Parkey 36 yd. Field Goal (12-64, 4:00)	10	20
Browns	3	12:15	R.Harrison 47 yd. interception return (C.Parkey kick)	10	27
Colts	3	12:00	I.Rodgers 101 yd. kickoff return (R.Blankenship kick) (0-0, 0:15)	17	27
Colts	3	3:58	R.Blankenship 37 yd. Field Goal (10-29, 5:15)	20	27
Browns	4	14:39	Penalty on P.Rivers enforced in end zone for a Safety	20	29
Colts	4	2:50	R.Blankenship 25 yd. Field Goal (12-63, 4:15)	23	29
Browns	4	0:21	C.Parkey 46 yd. Field Goal (8-40, 2:29)	23	32

OCT. 18 AT PITTSBURGH STEELERS

TEAM	QTR.	TIME	SCORING PLAY	CLE	PIT
Steelers	1	10:35	C.Boswell 35 yd. Field Goal (11-58, 4:25)	0	3
Steelers	1	8:58	M.Fitzpatrick 33 yd. interception return (C.Boswell kick)	0	10
Steelers	2	10:28	J.Conner 3 yd. run (C.Boswell kick) (7-88, 3:37)	0	17
Steelers	2	5:43	J.Washington 28 yd. pass from B.Roethlisberger (C.Boswell kick) (4-50, 1:58)	0	24
Browns	2	1:01	R.Higgins 13 yd. pass from B.Mayfield (C.Parkey kick) (9-75, 4:42)	7	24
Steelers	3	0:52	C.Claypool 3 yd. run (C.Boswell kick) (8-28, 5:03)	7	31
Steelers	4	8:08	B.Snell 1 yd. run (C.Boswell kick) (9-55, 5:35)	7	38

OCT. 25 AT CINCINNATI BENGALS

TEAM	QTR.	TIME	SCORING PLAY	CLE	CIN
Bengals	1	6:47	J.Burrow 1 yd. run (R.Bullock kick) (3-24, 1:34)	0	7
Browns	1	1:21	C.Parkey 43 yd. Field Goal (5-8, 1:39)	3	7
Bengals	2	11:09	R.Bullock 37 yd. Field Goal (11-62, 5:12)	3	10
Browns	2	3:39	H.Bryant 3 yd. pass from B.Mayfield (C.Parkey kick) (11-75, 7:30)	10	10
Bengals	2	0:15	T.Boyd 11 yd. pass from J.Burrow (R.Bullock kick) (10-75, 3:24)	10	17
Browns	3	9:32	H.Bryant 6 yd. pass from B.Mayfield (C.Parkey kick) (9-75, 5:28)	17	17
Bengals	3	2:51	R.Bullock 23 yd. Field Goal (12-71, 6:41)	17	20
Browns	4	13:13	D.Njoku 16 yd. pass from B.Mayfield (C.Parkey kick) (8-79, 4:38)	24	20
Bengals	4	8:45	T.Higgins 16 yd. pass from J.Burrow (R.Bullock kick) (12-80, 4:28)	24	27
Browns	4	4:53	K.Hunt 8 yd. pass from B.Mayfield (C.Parkey kick) (7-75, 3:52)	31	27
Bengals	4	1:06	G.Bernard 3 yd. pass from J.Burrow (R.Bullock kick) (10-75, 3:47)	31	34
Browns	4	0:11	D.Peoples-Jones 24 yd. pass from B.Mayfield (kick failed, wl) (5-75, 0:55)	37	34

NOV. 1 VS. LAS VEGAS RAIDERS

TEAM	QTR.	TIME	SCORING PLAY	LV	CLE
Browns	2	13:35	C.Parkey 41 yd. Field Goal (14-60, 7:52)	0	3
Raiders	2	5:17	D.Carlson 29 yd. Field Goal (16-58, 8:18)	3	3
Raiders	2	0:00	D.Carlson 33 yd. Field Goal (12-51, 4:02)	6	3
Browns	3	8:47	C.Parkey 38 yd. Field Goal (11-55, 6:13)	6	6
Raiders	4	14:53	H.Renfrow 4 yd. pass from D.Carr (D.Carlson kick) (15-75, 8:54)	13	6
Raiders	4	4:24	D.Carlson 24 yd. Field Goal (13-74, 8:47)	16	6

NOV. 15 VS. HOUSTON TEXANS

TEAM	QTR.	TIME	SCORING PLAY	HOU	CLE
Browns	1	8:27	C.Parkey 41 yd. Field Goal (12-52, 6:33)	0	3
Browns	4	13:32	N.Chubb 9 yd. run (C.Parkey kick) (9-64, 5:01)	0	10
Texans	4	4:59	P.Brown 16 yd. pass from D.Watson (K.Fairbairn kick) (7-90, 2:52)	7	10

SUPPLEMENTAL STATISTICS

NOV. 22 VS. PHILADELPHIA EAGLES

TEAM	QTR.	TIME	SCORING PLAY	PHI	CLE
Browns	2	13:35	S.Takitaki 50 yd. interception return (C.Parkey kick)	0	7
Eagles	3	11:53	R.Rodgers 19 yd. pass from C.Wentz (J.Elliott kick) (1-19, 0:06)	7	7
Browns	3	8:59	C.Parkey 46 yd. Field Goal (5-47, 2:54)	7	10
Browns	3	3:11	C.Wentz sacked in end zone by O.Vernon for a Safety	7	12
Eagles	4	11:24	J.Elliott 43 yd. Field Goal (7-38, 2:30)	10	12
Browns	4	9:13	K.Hunt 5 yd. run (C.Parkey kick) (4-79, 2:11)	10	19
Browns	4	3:49	C.Parkey 28 yd. Field Goal (10-43, 4:32)	10	22

2020 BALL POSSESSION AND DRIVE CHART

CLEVELAND BROWNS AT BALTIMORE RAVENS (9/13/20)

BROWNS (30:02)					RAVENS (29:58)				
AVERAGE DRIVE START CLE 25					AVERAGE DRIVE START BAL 40				
	PLAYS	YARDS	TIME	END		PLAYS	YARDS	TIME	END
1.	6	22	2:41	Interception	1.	8	49	4:38	Touchdown
2.	4	4	1:33	Fumble	2.	4	3	1:30	Field Goal
3.	6	75	2:25	Touchdown	3.	4	51	1:47	Fumble
4.	13	28	6:13	Punt	4.	10	99	5:48	Touchdown
5.	7	52	2:12	Missed FG	5.	7	69	0:35	Touchdown
6.	1	-1	0:06	End of Half	6.	3	-4	1:37	Punt
7.	7	31	2:12	Punt	7.	6	50	3:23	Touchdown
8.	10	33	4:47	Downs	8.	4	13	2:19	Punt
9.	2	14	0:42	Fumble	9.	4	20	2:00	Touchdown
10.	7	27	2:54	Downs	10.	3	-12	2:16	Punt
11.	6	17	3:45	Punt	11.	6	22	4:05	End of Game

CLEVELAND BROWNS VS. CINCINNATI BENGALS (9/17/20)

BENGALS (33:39)					BROWNS (26:21)				
AVERAGE DRIVE START CIN 33					AVERAGE DRIVE START CLE 25				
	PLAYS	YARDS	TIME	END		PLAYS	YARDS	TIME	END
1.	15	41	7:47	Field Goal	1.	10	75	5:25	Touchdown
2.	5	-5	3:20	Punt	2.	3	57	1:34	Touchdown
3.	6	57	2:54	Touchdown	3.	3	9	1:39	Punt
4.	4	2	1:56	Punt	4.	12	63	3:54	Touchdown
5.	12	50	1:29	Field Goal	5.	1	-1	0:02	End of Half
6.	5	0	2:09	Fumble	6.	13	74	6:58	Downs
7.	14	51	5:25	Field Goal	7.	2	1	0:08	Touchdown
8.	14	83	5:27	Touchdown	8.	7	49	3:58	Interception
9.	16	75	3:12	Touchdown	9.	6	75	2:00	Touchdown
					10.	1	-2	0:43	End of Game

2020 BALL POSSESSION AND DRIVE CHART

CLEVELAND BROWNS VS. WASHINGTON FOOTBALL TEAM (9/27/20)

WASHINGTON (26:23)					BROWNS (33:37)				
AVERAGE DRIVE START WAS 25					AVERAGE DRIVE START CLE 27				
	PLAYS	YARDS	TIME	END		PLAYS	YARDS	TIME	END
1.	7	42	2:38	Punt	1.	6	28	3:17	Punt
2.	8	75	3:24	Touchdown	2.	6	15	3:37	Punt
3.	7	34	3:22	Interception	3.	13	42	5:58	Field Goal
4.	3	5	1:31	Punt	4.	3	28	1:26	Touchdown
5.	3	3	0:53	Interception	5.	3	8	1:39	Punt
6.	2	21	0:32	Fumble	6.	3	24	1:23	Touchdown
7.	3	0	2:02	Punt	7.	3	-4	1:31	Punt
8.	6	49	2:22	Touchdown	8.	3	-8	1:37	Punt
9.	12	54	5:08	Touchdown	9.	11	75	6:06	Touchdown
10.	3	0	1:11	Interception	10.	3	35	1:23	Touchdown
11.	6	16	2:10	Fumble	11.	10	29	5:20	Field Goal
12.	2	4	1:10	End of Game					

CLEVELAND BROWNS AT DALLAS COWBOYS (10/4/20)

BROWNS (33:27)					COWBOYS (26:33)				
AVERAGE DRIVE START CLE 30					AVERAGE DRIVE START DAL 23				
	PLAYS	YARDS	TIME	END		PLAYS	YARDS	TIME	END
1.	4	69	1:09	Touchdown	1.	3	5	1:38	Punt
2.	8	28	3:43	Punt	2.	5	88	2:20	Touchdown
3.	9	75	4:01	Touchdown	3.	9	84	4:02	Touchdown
4.	4	34	1:53	Touchdown	4.	4	7	1:52	Fumble
5.	6	51	1:47	Touchdown	5.	1	24	0:15	Fumble
6.	13	71	3:53	Field Goal	6.	7	24	3:27	Punt
7.	7	70	4:09	Touchdown	7.	3	-4	1:18	Punt
8.	3	5	1:39	Punt	8.	9	30	2:28	Downs
9.	8	40	4:46	Field Goal	9.	11	77	3:16	Touchdown
10.	5	10	4:03	Punt	10.	7	84	1:50	Touchdown
11.	3	5	0:31	Punt	11.	11	80	2:18	Touchdown
12.	1	50	0:17	Touchdown	12.	9	67	1:49	Interception
13.	4	10	1:36	End of Game					

2020 BALL POSSESSION AND DRIVE CHART

CLEVELAND BROWNS VS. INDIANAPOLIS COLTS (10/11/20)

COLTS (25:15)				
AVERAGE DRIVE START IND 25				
	PLAYS	YARDS	TIME	END
1.	9	72	4:24	Touchdown
2.	7	61	3:51	Field Goal
3.	3	8	1:45	Punt
4.	1	-1	0:13	End of Half
5.	5	21	2:45	Interception
6.	0	0	0:15	Touchdown
7.	10	29	5:15	Field Goal
8.	1	-1	0:05	Safety
9.	5	26	2:06	Interception
10.	12	63	4:15	Field Goal
11.	2	19	0:21	End of Game

BROWNS (34:45)				
AVERAGE DRIVE START CLE 27				
	PLAYS	YARDS	TIME	END
1.	10	69	4:36	Field Goal
2.	14	81	6:54	Touchdown
3.	9	75	4:17	Touchdown
4.	12	64	4:00	Field Goal
5.	5	13	2:47	Interception
6.	8	32	4:14	Punt
7.	3	3	1:09	Punt
8.	6	18	4:19	Interception
9.	8	40	2:29	Field Goal

CLEVELAND BROWNS AT PITTSBURGH STEELERS (10/18/20)

BROWNS (25:54)				
AVERAGE DRIVE START CLE 22				
	PLAYS	YARDS	TIME	END
1.	3	7	1:37	Interception
2.	3	1	1:44	Punt
3.	5	21	2:53	Punt
4.	5	12	1:59	Punt
5.	4	10	2:47	Interception
6.	9	75	4:42	Touchdown
7.	3	9	0:31	Punt
8.	3	-16	2:12	Punt
9.	4	8	1:46	Downs
10.	7	39	2:09	Downs
11.	5	26	2:01	Downs
12.	3	8	1:33	Punt

STEELERS (34:06)				
AVERAGE DRIVE START PIT 24				
	PLAYS	YARDS	TIME	END
1.	11	58	4:25	Field Goal
2.	3	-11	1:44	Punt
3.	3	5	1:33	Punt
4.	7	88	3:37	Touchdown
5.	4	50	1:58	Touchdown
6.	3	-2	0:28	Punt
7.	1	-1	0:02	End of Half
8.	8	5	5:07	Punt
9.	8	28	5:03	Touchdown
10.	9	55	5:35	Touchdown
11.	3	-5	2:50	Punt
12.	3	-3	1:44	End of Game

2020 BALL POSSESSION AND DRIVE CHART

CLEVELAND BROWNS AT CINCINNATI BENGALS (10/25/20)

BROWNS (27:03)					BENGALS (32:57)				
AVERAGE DRIVE START CLE 24					AVERAGE DRIVE START CIN 26				
	PLAYS	YARDS	TIME	END		PLAYS	YARDS	TIME	END
1.	2	6	0:55	Interception	1.	10	70	5:44	Interception
2.	4	11	1:53	Punt	2.	3	24	1:34	Touchdown
3.	5	8	1:39	Field Goal	3.	6	11	1:54	Punt
4.	11	75	7:30	Touchdown	4.	11	62	5:12	Field Goal
5.	1	-1	0:15	End of Half	5.	10	75	3:24	Touchdown
6.	9	75	5:28	Touchdown	6.	12	71	6:41	Field Goal
7.	8	79	4:38	Touchdown	7.	12	80	4:28	Kickoff
8.	7	75	3:52	Touchdown	8.	10	75	3:47	Touchdown
9.	5	75	0:55	Touchdown	9.	1	0	0:11	End of Game

CLEVELAND BROWNS VS. LAS VEGAS RAIDERS (11/1/20)

RAIDERS (37:43)					BROWNS (32:55)				
AVERAGE DRIVE START LV 27					AVERAGE DRIVE START CLE 26				
	PLAYS	YARDS	TIME	END		PLAYS	YARDS	TIME	END
1.	10	52	4:26	Missed FG	1.	5	37	2:45	Fumble
2.	3	-1	1:22	Punt	2.	14	60	7:52	Field Goal
3.	16	58	8:18	Field Goal	3.	3	-5	1:15	Punt
4.	12	51	4:02	Field Goal	4.	11	55	6:13	Field Goal
5.	15	75	8:54	Touchdown	5.	4	15	1:42	Punt
6.	13	74	8:47	Field Goal	6.	13	56	2:30	Missed FG
7.	6	27	1:54	End of Game					

2020 BALL POSSESSION AND DRIVE CHART

CLEVELAND BROWNS VS. HOUSTON TEXANS (11/15/20)

TEXANS (26:40)				
AVERAGE DRIVE START HOU 24				
	PLAYS	YARDS	TIME	END
1.	3	2	2:08	Punt
2.	14	67	6:54	Downs
3.	8	19	5:13	Punt
4.	3	-7	0:25	End of Half
5.	4	23	1:03	Punt
6.	13	44	7:02	Missed FG
7.	3	5	1:03	Punt
8.	7	90	2:52	Touchdown

BROWNS (33:20)				
AVERAGE DRIVE START CLE 14				
	PLAYS	YARDS	TIME	END
1.	12	52	6:33	Field Goal
2.	3	4	1:31	Punt
3.	6	13	3:21	Punt
4.	11	59	3:55	Downs
5.	5	16	3:22	Punt
6.	9	64	5:01	Touchdown
7.	8	30	4:48	Punt
8.	9	94	4:59	End of Game

CLEVELAND BROWNS VS. PHILADELPHIA EAGLES (11/22/20)

EAGLES (28:16)				
AVERAGE DRIVE START PHI 25				
	PLAYS	YARDS	TIME	END
1.	10	71	5:54	Punt
2.	5	53	2:34	Interception
3.	5	31	3:48	Punt
4.	7	33	4:21	Punt
5.	3	2	0:28	Punt
6.	3	5	2:16	Punt
7.	1	19	0:06	Touchdown
8.	3	1	1:04	Punt
9.	3	-2	1:26	Safety
10.	7	38	2:30	Field Goal
11.	3	-5	0:52	Punt
12.	8	65	1:48	Interception
13.	8	47	1:09	Touchdown

BROWNS (31:44)				
AVERAGE DRIVE START CLE 31				
	PLAYS	YARDS	TIME	END
1.	3	6	1:10	Punt
2.	13	95	6:47	Downs
3.	5	32	2:54	Punt
4.	3	3	1:34	Punt
5.	5	15	0:30	Downs
6.	2	-8	0:45	Fumble
7.	5	47	2:54	Field Goal
8.	6	10	3:18	Punt
9.	8	19	4:17	Missed FG
10.	4	79	2:11	Touchdown
11.	10	43	4:32	Field Goal
12.	3	1	0:22	Punt
13.	1	-1	0:30	End of Game

2020 RED ZONE EFFICIENCY

	BROWNS	OPPONENTS
Number of trips into opponent's red zone	31	41
Total scores.....	27	35
Touchdowns.....	21	24
Field goals/attempts.....	6/7	11/11
Touchdown percentage.....	67.7	58.5
Scoring percentage.....	87.1	85.4
Turnovers.....	0	5
Downs	2	1
Missed field goals	1	0
Time expired	0	0
Ended without trying to score	1	0
Scores from outside the red zone	14	9
Touchdowns.....	6	6
Field goals.....	6	3
Safeties	2	0

LONGEST DRIVES

GAME-BY-GAME - LONGEST DRIVES - PLAYS

GAME	#PLAYS	BROWNS NET YARDS/TIME	DRIVE RESULT	#PLAYS	OPPONENTS NET YARDS/TIME	DRIVE RESULT
9/13 at BAL	13	28/6:16	Punt	10	99/5:48	Touchdown
9/17 CIN	13	74/6:58	Downs	16	75/3:12	Touchdown
9/27 WAS	13	42/5:58	Field Goal	12	54/5:08	Touchdown
10/4 at DAL	13	71/3:53	Field Goal	11	80/2:18	Touchdown
				11	77/3:16	Touchdown
10/11 IND	14	81/6:54	Touchdown	12	63/4:15	Field Goal
10/18 at PIT	9	75/4:42	Touchdown	11	58/4:25	Field Goal
10/25 at CIN	11	75/7:30	Touchdown	12	71/6:41	Field Goal
				12	80/4:28	Touchdown
11/1 LV	14	60/7:52	Field Goal	16	58/8:18	Field Goal
11/15 HOU	12	52/6:33	Field Goal	14	67/6:54	Downs
11/22 PHI	13	95/6:47	Downs	10	71/5:54	Fumble
11/29 at JAX						
12/6 at TEN						
12/14 BAL						
12/20 at NYG						

GAME-BY-GAME - LONGEST DRIVES - NET YARDS

GAME	#PLAYS	BROWNS NET YARDS/TIME	DRIVE RESULT	#PLAYS	OPPONENTS NET YARDS/TIME	DRIVE RESULT
9/13 at BAL	6	75/2:57	Touchdown	10	99/5:48	Touchdown
9/17 CIN	6	75/2:00	Touchdown	14	83/5:27	Touchdown
9/27 WAS	11	75/6:06	Touchdown	8	75/3:24	Touchdown
10/4 at DAL	9	75/4:01	Touchdown	5	88/2:20	Touchdown
10/11 IND	14	81/6:54	Touchdown	9	72/4:24	Touchdown
10/18 at PIT	9	75/4:42	Touchdown	7	88/3:37	Touchdown
10/25 at CIN	8	79/4:38	Touchdown	12	80/4:28	Touchdown
11/1 LV	14	60/7:52	Field Goal	15	75/8:54	Touchdown
11/15 HOU	9	94/4:59	End of Game	7	90/2:52	Touchdown
11/22 PHI	13	95/6:47	Downs	10	71/5:54	Fumble
11/29 at JAX						
12/6 at TEN						
12/14 BAL						
12/20 at NYG						
TBD at NYJ						
1/3 PIT						

2020 LONGEST PLAYS

LONGEST PLAYS FROM SCRIMMAGE

BROWNS

YARDS	OPPONENT	PLAY
59	11/15 vs. HOU	N.Chubb rush
54	11/22 vs. PHI	N.Chubb rush
50	10/4 at DAL	O.Beckham TD rush
43	9/17 vs. CIN	O.Beckham TD reception
43	11/22 vs. PHI	R.Higgins reception
42	11/22 vs. PHI	K.Hodge reception
37	10/4 at DAL	O.Beckham TD reception
36	10/18 at PIT	A.Hooper reception
35	10/25 at CIN	H.Bryant reception
33	9/17 vs. CIN	K.Hunt rush
32	10/11 vs. IND	J.Landry reception
30	10/11 vs. IND	J.Landry reception
30	10/25 at CIN	R.Higgins reception
29	9/13 at BAL	N.Chubb rush
28	9/13 at BAL	D.Njoku reception
28	10/4 at DAL	D.Johnson rush
28	10/11 vs. IND	D.Johnson rush
28	10/25 at CIN	J.Landry reception
26	9/17 vs. CIN	K.Hodge reception
26	9/17 vs. CIN	N.Chubb rush
26	10/11 vs. IND	O.Beckham reception
25	9/27 vs. WAS	N.Chubb rush
25	11/1 vs. LV	J.Landry reception
24	10/18 at PIT	J.Landry reception
24	10/25 at CIN	D.Peoples-Jones TD reception
23	10/4 at DAL	O.Beckham rush
22	9/13 at BAL	K.Hunt rush
22	9/17 vs. CIN	N.Chubb TD rush
21	9/13 at BAL	D.Njoku reception
21	9/17 vs. CIN	J.Landry reception
21	10/4 at DAL	N.Chubb rush
21	10/25 at CIN	R.Higgins reception
21	10/25 at CIN	R.Higgins reception
21	11/15 vs. HOU	R.Higgins reception
21	11/22 vs. PHI	A.Hooper reception
20	9/13 at BAL	J.Landry reception
20	9/27 vs. WAS	N.Chubb TD rush
20	10/25 at CIN	R.Higgins reception

No. of 20-plus yard plays: 38 (14 rush, 24 pass)

No. of 40-plus yard plays: 6 (3 rush, 3 pass)

OPPONENTS

YARDS	OPPONENT	PLAY
47	9/13 at BAL	M.Brown reception
43	10/4 at DAL	C.Lamb TD reception
36	10/11 vs. IND	M.Johnson reception
36	10/18 at PIT	C.Claypool reception
34	10/11 vs. IND	A.Dulin reception
33	9/27 vs. WAS	T.McLaurin reception
32	11/22 vs. PHI	D.Goedert reception
29	10/25 at CIN	M.Thomas reception
29	11/15 vs. HOU	R.Cobb reception
29	11/22 vs. PHI	R.Rodgers reception
28	10/18 at PIT	J.Washington TD reception
27	9/27 vs. WAS	J.McKissic reception
27	10/18 at PIT	J.Washington reception
27	10/25 at CIN	T.Higgins reception
26	9/27 vs. WAS	J.cKissic reception
26	10/4 at DAL	D.Schultz TD reception
25	10/4 at DAL	D.Schultz reception
25	9/13 at BAL	M.Boykin reception
25	10/25 at CIN	G.Bernard reception
25	10/25 at CIN	M.Thomas reception
23	9/17 vs. CIN	C.Uzomah TD reception
23	10/18 at PIT	C.Claypool reception
23	11/15 vs. HOU	D.Johnson rush
22	9/27 vs. WAS	A.Gandy-Golden rush
22	10/25 at CIN	T.Boyd reception
22	10/25 at CIN	A.Green reception
22	11/22 vs. PHI	D.Goedert reception
21	9/13 at BAL	M.Andrews reception
21	9/13 at BAL	M.Brown reception
21	9/27 vs. WAS	T.McLaurin reception
20	9/13 at BAL	W.Snead reception
20	9/17 vs. CIN	T.Boyd reception
20	10/4 at DAL	A.Cooper reception

No. of 20-plus yard plays: 33 (2 rush, 31 pass)

No. of 40-plus yard plays: 2 (0 rush, 2 pass)

2020 LONGEST PLAYS

LONGEST KICK/PUNT RETURNS

BROWNS

Type	Yards	Opponent	Returner
KR	33	11/1/ vs. LV	D.Peoples-Jones
KR	32	10/4 at DAL	D.Peoples-Jones
KR	31	9/27 vs. WAS	J.Natson
KR	30	11/22 vs. PHI	D.Peoples-Jones
KR	28	10/11 vs. IND	D.Peoples-Jones
KR	27	11/22 vs. PHI	D.Johnson
KR	26	10/18 at PIT	D.Peoples-Jones
KR	24	10/18 at PIT	D.Peoples-Jones
KR	24	10/25 at CIN	D.Peoples-Jones
KR	23	10/11 vs. IND	D.Peoples-Jones
KR	21	10/4 at DAL	D.Peoples-Jones
KR	21	10/18 at PIT	D.Peoples-Jones
KR	20	10/4 at DAL	D.Peoples-Jones

No. of 20-plus yard returns: 13 (13 kickoff, 0 punt)

No. of 40-plus yard returns: 0 (0 kickoff, 0 punt)

OPPONENTS

Type	Yards	Opponent	Returner
KR	101	10/11 vs. IND	I.Rodgers (TD)
KR	45	9/17 vs. CIN	B.Wilson
KR	42	9/17 vs. CIN	B.Wilson
KR	38	9/13 at BAL	D.Duvernay
KR	31	10/11 vs. IND	I.Rodgers
KR	28	10/4 at DAL	T.Pollard
KR	28	10/18 at PIT	R.McCloud
PR	27	10/4 at DAL	C.Lamb
KR	27	10/11 vs. IND	I.Rodgers
KR	27	10/11 vs. IND	I.Rodgers
KR	26	9/13 at BAL	D.Duvernay
KR	26	10/4 at DAL	T.Pollard
KR	26	10/4 at DAL	T.Pollard
KR	26	10/11 vs. IND	I.Rodgers
KR	25	11/22 vs. PHI	B.Scott
KR	24	10/25 at CIN	G.Bernard
KR	24	11/15 vs. HOU	C.Prosise
KR	22	11/1 vs. LV	J.Richard
KR	20	10/25 at CIN	B.Wilson

No. of 20-plus yard returns: 19 (18 kickoff, 1 punt)

No. of 40-plus yard returns: 3 (3 kickoff, 0 punt)



CODY PARKEY 2



SCHOOL AUBURN

BORN 2/19/1992

ACQUIRED FA - '20

EXPERIENCE SIXTH YEAR

K I C K E R

6 - 0 , 1 8 8

CAREER TRANSACTIONS Originally signed by the Indianapolis Colts as an undrafted free agent on May 11, 2014...Traded to the Philadelphia Eagles on Aug. 20, 2014...Waived by the Eagles on Sept. 3, 2016...Signed by the Cleveland Browns on Sept. 24, 2016...Waived by the Browns on Sept. 2, 2017...Claimed by the Miami Dolphins via waivers on Sept. 3, 2017...Signed by the Chicago Bears on March 14, 2018...Released by the Bears on March 13, 2019...Signed by the Tennessee Titans on Oct. 8, 2019...Waived by the Titans on Nov. 2, 2019...Signed to the Browns' practice squad on Sept. 6, 2020...Elevated to the Browns' active roster on Sept. 14, 2020.

AWARDS/HONORS

- 2014 Pro Bowl Selection.
- Named AFC Special Teams Player of the Week for Week 2 in 2017.

KEY NOTES

- Named AFC Special Teams Player of the Week for scoring 13 of the Dolphins 19 points, including a 54-yard game-winning field goal, against the Los Angeles Chargers in 2017.
- Set a franchise record and an NFL rookie scoring record with 150 points while with the Eagles in 2014.
- Converted 17 consecutive field goals for the Eagles in 2014, the second-longest streak in team history.
- Played in 46 career games at Auburn, finishing in the top five of every career kicking category in program history.

PARKEY'S CAREER

Year	Team	FIELD GOALS				EXTRA POINTS				SCORING		
		GP	FGM	FGA	Pct	Lg	Blk	XP	XPA	Pct	Blk	Points
2014	Phi	16	32	36	88.9	54	0	54	54	100	0	150
2015	Phi	3	3	4	75	46	0	7	7	100	0	16
2016	Cle	14	20	25	80	51	0	20	21	95.2	0	80
2017	Mia	16	21	23	91.3	54	0	26	29	89.7	0	89
2018	Chi	16	23	30	76.7	50	0	42	45	93.3	0	111
2019	Ten	3	3	3	100	51	0	5	6	83.3	0	14
2020	Cle											
NFL totals		68	102	121	84.3	54	0	154	162	95.1	0	460

PLAYOFFS

Year	Team	FIELD GOALS				EXTRA POINTS				SCORING		
		GP	FGM	FGA	Pct	Lg	Blk	XP	XPA	Pct	Blk	Points
2018	Chi	1	3	4	75	36	0	0	0	-	0	9
NFL totals		1	3	4	75	36	0	0	0	-	0	9

FIELD GOALS

Year	Team	1-19	Pct	20-29	Pct	30-39	Pct	40-49	P6ct	50+	Pct
2014	Phi	0/0	-	10/10	100	14/16	87.5	4/6	66.7	4/4	100
2015	Phi	0/0	-	1/1	100	1/1	100	1/2	50	0/0	-
2016	Cle	0/0	-	6/6	100	6/6	100	7/12	58.3	1/1	100
2017	Mia	0/0	-	6/6	100	8/8	100	6/7	87.5	1/2	50
2018	Chi	0/0	-	6/6	100	7/10	70	9/12	75	1/2	50
2019	Ten	0/0	-	0/0	-	0/0	-	2/2	100	1/1	100
2020	Cle										
NFL totals		0/0	-	29/29	100.0	36/41	87.8	29/41	70.7	8/10	80.0

SINGLE-GAME HIGHS & CAREER MILESTONES: Field Goals Made - 5, vs. Ten., 11/23/14 Field Goal Attempts - 6, twice, last: at Mia., 9/25/16. Longest Field Goal - 54, at Ari., 10/26/14. Longest Field Goal Attempt - 54, at Ari., 10/26/14. PAT Made - 6, twice, last vs. TB, 9/30/18. PAT Attempted - 6, twice, last vs. TB, 9/30/18. Points - 19, vs. Ten., 11/23/14. Consecutive FG Made - 17, (9/21/14 - 11/23/14). Kickoff Touchbacks - 8, at Buf., 11/4/18. Special Teams Tackles - 2 in 2014, 1 in 2017. GAME-WINNING FGs (1): at Ind., 9/15/14 (36 yards).



ELIJAH LEE 52

SCHOOL KANSAS STATE

BORN 2/8/1996

ACQUIRED W. (DET) - '20

EXPERIENCE FOURTH YEAR

LINEBACKER

6 - 3 , 230

CAREER TRANSACTIONS Selected by the Minnesota Vikings in the seventh round (232nd overall) of the 2017 NFL Draft... Waived by the Vikings on Sept. 2, 2017...Signed to the Vikings' practice squad on Sept. 3, 2017...Signed by the San Francisco 49ers on Sept. 13, 2017...Signed as a free agent with the Detroit Lions on April 1, 2020...Waived by the Lions on Oct. 29, 2020... Claimed via waivers by the Cleveland Browns on Oct. 30, 2020.

KEY NOTES

- Appeared in all 16 games and set career highs in tackles (62), sacks (1.0), passes defended (two) and forced fumbles (one) in 2018.
- Recorded a game-high 12 tackles, his first career sack and a forced fumble in his first start vs. Detroit on Sept. 16, 2018.

PERSONAL

- Native of Blue Springs, Mo. where he attended Blue Springs High School.
- Majored in Business at Kansas State.

LEE'S CAREER

Year	Team	GP	GS	TACKLES			INTERCEPTIONS					FUMBLES			
				Tot	Solo	Asst	Sk	Yds	No	Yds	Lg	TD	PD	FF	FR
2017	SF	14	0	0	0	0	0.0	0.0	0	0	0	0	0	1	0
2018	SF	16	5	62	51	11	1.0	10.0	0	0	0	0	2	1	0
2019	SF	8	1	5	2	3	0.0	0.0	0	0	0	0	0	0	0
2020	Det	4	0	0	0	0	0.0	0	0	0	0	0	0	0	0
NFL totals		42	6	67	53	14	1.0	10.0	0	0	0	0	2	2	0

PLAYOFFS

Year	Team	GP	GS	TACKLES			INTERCEPTIONS					FUMBLES			
				Tot	Solo	Asst	Sk	Yds	No	Yds	Lg	TD	PD	FF	FR
2019	SF	3	0	0	0	0	0.0	0.0	0	0	0	0	0	0	0
NFL totals		3	0	0	0	0	0.0	0.0	0	0	0	0	0	0	0

ADDITIONAL STATISTICS: Interceptions - None. Sacks - M.Stefford (1.0). Special teams tackles - 3 in 2017; 3 in 2018; 2 in 2019; 2 in 2020; NFL totals: 10.

SINGLE-GAME HIGHS & CAREER MILESTONES: TACKLES - 12, vs. Det., 9/16/18. Solo - 10, vs. Det., 9/16/18. FUMBLES: Forced - 1, last, vs. Det., 9/16/18. Sacks - 1.0, vs. Det 9/16/18. NFL Debut: at Sea., 9/17/18. First NFL Start: vs. Det., 9/16/18.

LEE'S GAME-BY-GAME

2020, DETROIT

Date	Opp	GP	GS	TACKLES			INTERCEPTIONS					FUMBLES			
				Tot	Solo	As	Sk	Yd	Int	Yd	Lg	TD	PD	FF	FR
9/13	Chi-L	1		0	0	0	0.0	0.0	0	0	0	0	0	0	0
9/20	GB-L	1		0	0	0	0.0	0.0	0	0	0	0	0	0	0
9/27	ARI-W	1		0	0	0	0.0	0.0	0	0	0	0	0	0	0
10/4	NO-L						***inactive***								
10/18	Jax-W						***inactive***								
10/25	At-W	1		0	0	0	0.0	0.0	0	0	0	0	0	0	0

2020, CLEVELAND

11/1	LV-L														
11/15	Hou														
11/22	Phi														
11/29	Jax														
12/6	at Ten														
12/14	Bal														
12/20	at NYG														
12/27	at NYJ														
1/3	Pit														
2020 totals		4	0	0	0	0	0	0	0	0	0	0	0	0	0

2019, SAN FRANCISCO

Date	Opp	GP	TACKLES				INTERCEPTIONS					FUMBLES				
			GS	Tot	So	As	Sk	Yd	Int	Yd	Lg	TD	PD	FF	FR	
9/8	at TB-W							***4gers' practice squad***								
9/15	at CIN-W							***4gers' practice squad***								
9/22	Pit-W							***4gers' practice squad***								
10/7	Cle-W							***4gers' practice squad***								
10/13	at LAR-W							***4gers' practice squad***								
10/20	Was-W							***4gers' practice squad***								
10/27	Car-W							***4gers' practice squad***								
10/31	Ari-W							***4gers' practice squad***								
11/11	Sea-L	1		1	1	0	0.0	0.0	0	0	0	0	0	0	0	
11/17	Ari-W	1	SAM	2	1	1	0.0	0.0	0	0	0	0	0	0	0	
11/24	GB-W	1		2	0	2	0.0	0.0	0	0	0	0	0	0	0	
12/1	at Bal-L	1		0	0	0	0.0	0.0	0	0	0	0	0	0	0	
12/8	at NO-W	1		0	0	0	0.0	0.0	0	0	0	0	0	0	0	
12/15	AtL-L	1		0	0	0	0.0	0.0	0	0	0	0	0	0	0	
12/21	LAR-W	1		0	0	0	0.0	0.0	0	0	0	0	0	0	0	
12/29	at Sea-W	1		0	0	0	0.0	0.0	0	0	0	0	0	0	0	
2019 totals		8	1	5	2	3	0.0	0.0	0	0	0	0	0	0	0	
1/11	Min-W1	1		0	0	0	0.0	0.0	0	0	0	0	0	0	0	
1/19	GB-W2	1		0	0	0	0.0	0.0	0	0	0	0	0	0	0	
2/2	at KC-L3	1		0	0	0	0.0	0.0	0	0	0	0	0	0	0	
1- NFC Divisional Round, 2-NFC Championship, 3-Super Bowl LIV																

1- NFC Divisional Round, 2-NFC Championship, 3-Super Bowl LIV

2018, SAN FRANCISCO

			TACKLES				INTERCEPTIONS					FUMBLES				
Date	Opp	GP	GS	Tot	So	As	Sk	Yd	Int	Yd	Lg	TD	PD	FF	FR	
9/9	at Min-L	1		3	3	0	0.0	0.0	0	0	0	0	0	0	0	
9/16	Det-W	1	WILL	12	10	2	1.0	10.0	0	0	0	0	0	1	0	
9/23	at KC-L	1		0	0	0	0.0	0.0	0	0	0	0	0	0	0	
9/30	at LAC-L	1		0	0	0	0.0	0.0	0	0	0	0	0	0	0	
10/7	Ari-L	1		0	0	0	0.0	0.0	0	0	0	0	0	0	0	
10/15	at GB-L	1		0	0	0	0.0	0.0	0	0	0	0	0	0	0	
10/21	LAR-L	1		1	1	0	0.0	0.0	0	0	0	0	0	0	0	
10/28	at Ari-L	1		2	2	0	0.0	0.0	0	0	0	0	0	0	0	
11/1	Oak-W	1		2	2	0	0.0	0.0	0	0	0	0	0	0	0	
11/12	NYG-L	1		0	0	0	0.0	0.0	0	0	0	0	0	0	0	
11/25	at TB-L	1		7	6	1	0.0	0.0	0	0	0	0	1	0	0	
12/2	at Sea-L	1		0	0	0	0.0	0.0	0	0	0	0	0	0	0	
12/9	Den-W	1	WILL	4	3	1	0.0	0.0	0	0	0	0	1	0	0	
12/16	Sea-W	1	WILL	10	7	3	0.0	0.0	0	0	0	0	0	0	0	
12/23	Chi-L	1	WILL	11	10	1	0.0	0.0	0	0	0	0	0	0	0	
12/30	at LAR-L	1	LB	10	7	3	0.0	0.0	0	0	0	0	0	0	0	
2018 totals			16	5	62	51	11	1.0	10.0	0	0	0	2	1	0	

2017, MINNESOTA

Date	Opp	GP	TACKLES				INTERCEPTIONS					FUMBLES				
			GS	Tot	So	As	Sk	Yd	Int	Yd	Lg	TD	PD	FF	FR	
9/11	NO-W															
2017, SAN FRANCISCO																
9/17	at	Sea-L	1	0	0	0	0.0	0.0	0	0	0	0	0	0	0	
9/21		LAR-L	1	0	0	0	0.0	0.0	0	0	0	0	0	0	0	
10/1	at	Ari-L	1	0	0	0	0.0	0.0	0	0	0	0	0	0	0	
10/8	at	Ind-L	1	0	0	0	0.0	0.0	0	0	0	0	0	1	0	
10/15	at	Was-L	1	0	0	0	0.0	0.0	0	0	0	0	0	0	0	
10/22		Da-L	1	0	0	0	0.0	0.0	0	0	0	0	0	0	0	
10/29	at	Phi-L	1	0	0	0	0.0	0.0	0	0	0	0	0	0	0	
11/5		Ari-L	1	0	0	0	0.0	0.0	0	0	0	0	0	0	0	
11/12	NYG-W															
	inactive															
11/26		Sea-L	1	0	0	0	0.0	0.0	0	0	0	0	0	0	0	
12/3	at	Chi-W	1	0	0	0	0.0	0.0	0	0	0	0	0	0	0	
12/10	at	Hou-W	1	0	0	0	0.0	0.0	0	0	0	0	0	0	0	
12/17		Ten-W	1	0	0	0	0.0	0.0	0	0	0	0	0	0	0	
12/24		Jax-W	1	0	0	0	0.0	0.0	0	0	0	0	0	0	0	
12/31	at	LAR-W	1	0	0	0	0.0	0.0	0	0	0	0	0	0	0	
2017 totals			14	0	0	0	0.0	0.0	0	0	0	0	0	1	0	



CAMERON MALVEAUX 69

SCHOOL HOUSTON

BORN 8/22/1994

ACQUIRED FA '20

EXPERIENCE SECOND YEAR

DEFENSIVE END

6 - 6 , 265

CAREER TRANSACTIONS Signed by the Miami Dolphins as an undrafted free agent on May 5, 2017...Waived by the Dolphins on Sept. 2, 2017...Signed to the Dolphins' practice squad on Sept. 3, 2017...Promoted from the Dolphins' practice squad on Dec. 2, 2017...Waived by the Dolphins on Sept. 1, 2018...Signed to the Dolphins' practice squad on Sept. 2, 2018...Signed to the Dolphins' active roster on Oct. 3, 2018...Waived by the Dolphins on Nov. 14, 2018...Signed to the Dolphins' practice on Nov. 15, 2018...Signed by the Arizona Cardinals on Nov. 28, 2018...Waived by the Cardinals on Aug. 31, 2019...Signed to the Kansas City Chiefs' practice squad on Sept. 3, 2019...Released from the Chiefs' practice squad on Dec. 10, 2019...Signed a reserve/future contract with the Washington Football Team on Dec. 30, 2019...Waived by the Washington Football Team on Aug. 3, 2020...Signed by the San Francisco 49ers on Sept. 2, 2020...Released by the 49ers on Sept. 5, 2020...Signed to the Cleveland Browns' practice squad on Oct. 10, 2020.

KEY NOTES

- Appeared in 13 games from 2017-18 between the Dolphins (nine) and Cardinals (four).
- Has registered 15 tackles, two sacks and one pass defended in his career.

PERSONAL

- Native of Beaumont, Texas and attended Hamshire-Fannett High School.
- Last name pronounced mal-VOH.
- Uncle, Felman Malveaux Jr., played wide receiver at Michigan and spent time with the Washington Redskins (1997-98) and Tampa Bay Buccaneers (1999).
- Majored in supply chain and logistics technology at Houston.

MALVEAUX'S CAREER

Year	Team	GP	TACKLES				INTERCEPTIONS				FUMBLES				
			GS	Tot	Solo	Asst	Sk	Yds	No	Yds	Lg	TD	PD	FF	FR
2017	Mia	4	0	5	4	1	1.0	8.0	0	0	0	0	0	0	0
2018	Mia	5	0	6	1	5	0.0	0.0	0	0	0	0	0	0	0
	Ari	4	0	4	1	3	1.0	5.0	0	0	0	0	1	0	0
2019	KC	0	0	0	0	0	0.0	0	0	0	0	0	0	0	0
2020	Cle	1	0	2	2	0	0.0	0.0	0	0	0	0	1	0	0
NFL totals		14	0	17	8	9	2.0	13.0	0	0	0	0	1	1	0

ADDITIONAL STATISTICS: Interceptions - None. Sacks - M.Stafford (1.0), T.Taylor (1.0).

SINGLE-GAME HIGHS & CAREER MILESTONES: TACKLES - 3, vs. Chi, 10/14/18. Solo - 2, last vs. Phi, 11/22/20. FUMBLES: Forced - 1, vs. Phi, 11/22/20. Sacks - 1.0, last vs. Det 12/9/18. NFL Debut: vs. Den., 12/3/17.

MALVEAUX'S GAME-BY-GAME

2020, CLEVELAND															
Date	Opp	GP	TACKLES				INTERCEPTIONS				FUMBLES				
			GS	Tot	So	As	Sk	Yd	Int	Yd	Lg	TD	PD	FF	FR
9/13	at Bal-L						***not on team***								
9/17	Cin-W						***not on team***								
9/27	Was-W						***not on team***								
10/4	at Dal-W						***not on team***								
10/11	Ind-W						***Browns' practice squad**								
10/25	at Pit-L						***Browns' practice squad***								
11/1	LV-L						***Browns' practice squad***								
11/15	Hou-W						***Browns' practice squad***								
11/22	Phi-W	1		2	2	0	0.0	0.0	0	0	0	0	1	0	0
11/29	at Jax														
12/6	at Ten														
12/14	Bal														
12/20	at NYG														
12/27	at NYJ														
1/3	Pit														
2020 totals		1	0	2	2	0	0.0	0.0	0	0	0	0	1	0	0

2019, KANSAS CITY

Date	Opp	TACKLES				INTERCEPTIONS					FUMBLES				
		GP	GS	Tot	So	As	Sk	Yd	Int	Yd	Lg	TD	PD	FF	FR
9/8	at Jax-W					***Chiefs' practice squad***									
9/15	at Oak-W					***Chiefs' practice squad***									
9/22	Bal-W					***Chiefs' practice squad***									
9/29	at Det-W					***Chiefs' practice squad***									
10/6	Ind-L					***Chiefs' practice squad***									
10/13	Hou-L					***Chiefs' practice squad***									
10/17	at Den-W					***Chiefs' practice squad***									
10/27	GB-L					***Chiefs' practice squad***									
11/3	Min-W					***Chiefs' practice squad***									
11/10	at Ten-L					***Chiefs' practice squad***									
11/18	LAC-W					***Chiefs' practice squad***									
12/1	Oak-W					***Chiefs' practice squad***									
12/8	at NE-W					***Chiefs' practice squad***									
12/15	Den-W					***not on team***									
12/22	at Chi-W					***not on team***									
12/29	at Sea-W					***not on team***									
2019 totals		0	0	0	0	0	0.0	0.0	0	0	0	0	0	0	0

2018, MIAMI

Date	Opp	TACKLES				INTERCEPTIONS					FUMBLES				
		GP	GS	Tot	So	As	Sk	Yd	Int	Yd	Lg	TD	PD	FF	FR
9/9	Ten-W					***Dolphins' practice squad***									
9/16	at NYJ-W					***Dolphins' practice squad***									
9/23	Oak-W					***Dolphins' practice squad***									
9/30	at NE-L					***Dolphins' practice squad***									
10/7	at CIN-L	1		2	0	2	0.0	0.0	0	0	0	0	0	0	0
10/14	Chi-W	1		3	0	3	0.0	0.0	0	0	0	0	0	0	0
10/21	Det-L	1		1	1	0	0.0	0.0	0	0	0	0	0	0	0
10/25	at Hou-L					***inactive***									
11/4	NYJ-W	1		0	0	0	0.0	0.0	0	0	0	0	0	0	0
11/11	at GB-L	1		0	0	0	0.0	0.0	0	0	0	0	0	0	0
11/25	Ind-L					***Dolphins' practice squad***									

2018, ARIZONA

12/2	at GB-W					***inactive***									
12/9	Det-L	1		1	1	0	1.0	5.0	0	0	0	0	0	0	0
12/16	at Atl-L	1		2	0	2	0.0	0.0	0	0	0	0	0	0	0
12/23	LAR-L	1		0	0	0	0.0	0.0	0	0	0	0	1	0	0
12/30	at Sea-L	1		1	0	1	0.0	0.0	0	0	0	0	0	0	0
2018 totals		9	0	10	2	8	1.0	5.0	0	0	0	0	1	0	0

2017, MIAMI

Date	Opp	TACKLES				INTERCEPTIONS					FUMBLES				
		GP	GS	Tot	So	As	Sk	Yd	Int	Yd	Lg	TD	PD	FF	FR
9/17	at LAC-W					***Dolphins' practice squad***									
9/24	at NYJ-L					***Dolphins' practice squad***									
10/1	NO-L					***Dolphins' practice squad***									
10/8	Ten-W					***Dolphins' practice squad***									
10/15	at Atl-W					***Dolphins' practice squad***									
10/22	NYJ-W					***Dolphins' practice squad***									
10/28	at Bal-L					***Dolphins' practice squad***									
11/5	Oak-L					***Dolphins' practice squad***									
11/13	at Car-L					***Dolphins' practice squad***									
11/19	TB-L					***Dolphins' practice squad***									
11/26	at NE-L					***Dolphins' practice squad***									
12/3	Den-W	1		0	0	0	0.0	0.0	0	0	0	0	0	0	0
12/11	NE-W					***inactive***									
12/17	at Buf-L	1		1	1	0	0.0	0.0	0	0	0	0	0	0	0
12/24	at KC-L	1		2	2	0	0.0	0.0	0	0	0	0	0	0	0
12/31	Buf-L	1		2	1	1	1.0	8.0	0	0	0	0	0	0	0
2017 totals		4	0	5	4	1	1.0	8.0	0	0	0	0	0	0	0

WIN IT
TOGETHER

BROWNS.1RMG.COM