




2019 PRESEASON SCHEDULE

(3-1)

W1		WASHINGTON REDSKINS THURSDAY, AUG. 8 7:30 P.M. ET NEWS 5	W 30-10
W2		@ INDIANAPOLIS COLTS SATURDAY, AUG. 17 4 P.M. ET NEWS 5 AND NFLN	W 21-18
W3		@ TAMPA BAY BUCCANEERS FRIDAY, AUG. 23 7:30 P.M. ET NEWS 5 AND NFLN	L 13-12
W4		DETROIT LIONS THURSDAY, AUG. 29 7:30 P.M. ET NEWS 5	W 20-16

2019 REGULAR SEASON SCHEDULE WEEK 7 BYE

(6-8)

W1		TENNESSEE TITANS SUNDAY, SEPT. 8 1 P.M. ET CBS	L 43-13
W2		@ NEW YORK JETS MONDAY, SEPT. 16 8:15 P.M. ET ESPN	W 23-3
W3		LOS ANGELES RAMS SUNDAY, SEPT. 22 8:20 P.M. ET NBC	L 20-13
W4		@ BALTIMORE RAVENS SUNDAY, SEPT. 29 1 P.M. ET CBS	W 40-25
W5		@ SAN FRANCISCO 49ERS MONDAY, OCT. 7 8:15 P.M. ET ESPN	L 31-3
W6		SEATTLE SEAHAWKS SUNDAY, OCT. 13 1 P.M. ET FOX	L 32-28
W8		@ NEW ENGLAND PATRIOTS SUNDAY, OCT. 27 4:25 P.M. ET CBS	L 27-13
W9		@ DENVER BRONCOS SUNDAY, NOV. 3 4:25 P.M. ET CBS	L 24-19
W10		BUFFALO BILLS SUNDAY, NOV. 10 1 P.M. ET CBS	W 19-16
W11		PITTSBURGH STEELERS THURSDAY, NOV. 14 8:20 P.M. ET FOX, NFLN AND AMAZON	W 21-7
W12		MIAMI DOLPHINS SUNDAY, NOV. 24 1 P.M. ET FOX	W 41-24
W13		@ PITTSBURGH STEELERS SUNDAY, DEC. 1 1 P.M. ET CBS	L 20-13
W14		CINCINNATI BENGALS SUNDAY, DEC. 8 1 P.M. ET CBS	W 27-19
W15		@ ARIZONA CARDINALS SUNDAY, DEC. 15 4:05 P.M. ET CBS	L 38-24
W16		BALTIMORE RAVENS SUNDAY, DEC. 22 1 P.M. ET CBS	
W17		@ CINCINNATI BENGALS SUNDAY, DEC. 29 1 P.M. ET CBS	



CLEVELAND BROWNS WEEKLY GAME RELEASE | WEEK 16, GAME 15
DEC. 22, 2019 | 1 P.M. ET | VS. BALTIMORE RAVENS | FIRSTENERGY STADIUM

NOTABLE STORYLINES

• This week, the Browns will play their second and final game against the AFC-leading Baltimore Ravens (12-2) in the 2019 regular season on Dec. 22 at 1 p.m. When the teams last met in Week 4, the Browns came away with a 40-25 victory on the road. The Browns are 3-1 against AFC North foes this season, their highest winning percentage since the formation of the division in 2002.

• Last week, the Browns fell to the Arizona Cardinals in the desert, 38-24, as the team moved to 6-8 on the season. The Browns fell in an early 14-point hole they never climbed out of and trailed by double digits throughout the fourth. RB **Nick Chubb** was the bright spot once again for Cleveland’s offense, rushing for 127 yards and a touchdown. It was his seventh 100-yard game of the season and he moved up from ninth to a tie for fifth on the Browns’ single-season rushing list with 1,408 for the year.

• Chubb’s NFL-best 1,408 rushing yards this season are the most rushing yards by a Brown since Jim Brown recorded 1,544 in 1965, while his 100.6 rushing yards per game are the most by a Brown since Brown averaged 110.3 also in 1965. Chubb also recorded 148 scrimmage yards (127 rushing, 21 receiving) last week, tallying at least 75 scrimmage yards in 14 consecutive games, the longest active streak in the NFL and the longest such streak by a Brown in team history. Chubb is the first NFL player to record at least 75 scrimmage yards in the first 14 games of a season since Arizona RB David Johnson accomplished the feat in the first 15 games of 2016. With 1,685 scrimmage yards on the season, Chubb is the only player in Browns history to surpass 1,000 scrimmage yards in each of his first two seasons.

• Chubb had one rushing touchdown against the Cardinals to increase his season total to eight, the first Brown with at least eight rushing touchdowns in consecutive seasons since Leroy Kelly in 1968-69. Chubb is the first Brown with seven 100-yard rushing performances in one season since Leroy Kelly in 1968 and his seven 100-yard games are tied for the fifth most by a Brown in a season.

• WR **Jarvis Landry** recorded five receptions for 23 yards to increase his season total to 1,018, the first Brown to eclipse the 1,000-yard receiving mark since Terrelle Pryor in 2015. Landry’s 1,018 receiving yards this season are the most by a Brown since Josh Gordon (1,646) in 2013 and rank 10th in team history. Landry is the first Browns WR to record at least two consecutive seasons with 70-plus receptions and joins TEs Ozzie Newsome (1983-84) and Kellen Winslow (2006-07) as the only Browns to accomplish the feat. Landry’s 74 receptions this season are tied for the 12th-most by a Brown in a season.

• QB **Baker Mayfield** has thrown for 3,356 yards this season and is the first Brown to reach the 3,000-yard passing plateau in consecutive seasons since Bernie Kosar in 1986-87. Mayfield’s 7,081 career passing yards and 44 passing touchdowns are each the most by a Brown in their first two seasons.

GAME INFORMATION

TELEVISION CBS
PLAY-BY-PLAY Jim Nantz
ANALYST Tony Romo
SIDELINE REPORTER Tracy Wolfson

NATIONAL RADIO Compass Media Networks
PLAY-BY-PLAY Chris Carrino
ANALYST Brian Baldinger

RADIO University Hospitals Cleveland Browns Radio Network
FLAGSHIP STATIONS 92.3 The Fan (WKRK-FM)
 ESPN 850 WKNR | WNCX (98.5 FM)
PLAY-BY-PLAY Jim Donovan
ANALYST Doug Dieken
SIDELINE REPORTER Nathan Zegura

SPANISH RADIO La Mega 87.7 FM
PLAY-BY-PLAY Rafael “Rafa” Hernandez-Brito
ANALYST Octavio Sequera

TABLE OF CONTENTS

How they compare	5
Series history	6
Connections	6
Last time they played	7
What to look for this week	7
Probable starters	8-9
Team notes	10-13
Player notes	13-30
Freddie Kitchens bio	31-32
Rosters	33-36
How the team was built	37
Depth chart	38
Pronunciation guide	38
Transactions	39-41
The last time	42-45
Participation	46
Game summaries	47-53
Statistics	54-56
Supplemental bios	57-77
Supplemental stats	78-94

BROWNS COMMUNICATIONS STAFF

PETER JOHN-BAPTISTE, SENIOR VICE PRESIDENT, COMMUNICATIONS
 pjohn-baptiste@clevelandbrowns.com, (440) 891-5015

DAN MURPHY, SENIOR MANAGER, COMMUNICATIONS
 dmurphy@clevelandbrowns.com, (440) 824-3659

ROB MCBURNETT, SENIOR MANAGER, COMMUNICATIONS
 rmcburnett@clevelandbrowns.com, (440) 824-6175

MIKE ANNARELLA, COORDINATOR, COMMUNICATIONS
 mannarella@clevelandbrowns.com, (440) 891-5096

UPCOMING MEDIA SCHEDULE

WEDNESDAY, DEC. 18

10:40 a.m. – Freddie Kitchens available in media center
 11:30 a.m. – Ravens head coach John Harbaugh conference call
 11:40 a.m.- 1:45 p.m. – Practice
 After practice – Open locker room

THURSDAY, DEC. 19

10 a.m. – Mike Priefer available in media center
 10:15 a.m. – Todd Monken available in media center
 10:30 a.m. – Steve Wilks available in media center
 11:30 a.m.-1:30 p.m. – Practice
 After practice – Freddie Kitchens available and open locker room

FRIDAY, DEC. 20

11:15 a.m.-12:30 p.m. – Practice
 After practice – Freddie Kitchens available and open locker room

SATURDAY, DEC. 21

No scheduled availability

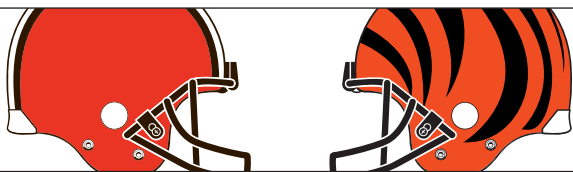
SUNDAY, DEC. 22

1 p.m. – Baltimore Ravens vs. Cleveland Browns

**All times and availability are Eastern unless noted, approximate and subject to change. Please feel free to confirm times with the Browns communications staff.*

***All credential requests need to be submitted via clevelandbrowns.com/mediacredentials by noon, six days before each home game and 10 days before each away game.*

UP NEXT



Next week, the Browns cap their 2019 regular season at Cincinnati against the division-rival Bengals on Dec. 29 at 1 p.m. ET. When the teams last met in Week 14, the Browns came away with a 27-19 victory at home. A win would mark the team's fourth-consecutive win over Cincinnati since 2018 and second consecutive win in Paul Brown Stadium. The Browns last won four-straight games against the Bengals when the team won seven from 1992-95. The mark would be the third-best total in team history.

2019 NFL IMPORTANT DATES

DEC. 29

• Week 17.

JAN. 4-5

• Wild Card Playoffs.

JAN. 11-12

• Divisional Playoffs.

JAN. 18

• East-West Shrine Game, Tropicana Field, St. Petersburg, Fla.

JAN. 19

• AFC and NFC Championship Games.

JAN. 25

• Senior Bowl, Ladd-Peebles Stadium, Mobile, Alabama.

JAN. 26

• 2020 NFL Pro Bowl.

• An assistant coach, whose team is participating in the Super Bowl, who has previously interviewed for another club's head coaching job may have a second interview with such club no later than the Sunday preceding the Super Bowl.

FEB. 2

• Super Bowl LIV, Hard Rock Stadium, South Florida.

FEB. 24 - MARCH 2

• NFL Scouting Combine, Lucas Oil Stadium, Indianapolis, Indiana.

FEB. 25

• First day for clubs to designate Franchise or Transition Players.

MARCH 10

• Prior to 4:00 p.m., New York time, deadline for clubs to designate Franchise or Transition Players.

AFC NORTH SCHEDULE

LAST WEEK

N.Y. Jets (5-9) at BALTIMORE (12-2)	BAL, 42-21
New England (11-3) at CINCINNATI (1-13)	NE, 34-13
Buffalo (10-4) at PITTSBURGH (8-6)	BUF, 17-20
CLEVELAND (6-8) at Arizona (4-9-1)	ARI, 38-24

THIS WEEK

BALTIMORE (12-2) at CLEVELAND (6-8)	Dec. 22, 1 p.m. ET
CINCINNATI (1-13) at Miami (3-11)	Dec. 22, 1 p.m. ET
PITTSBURGH (8-6) at N.Y. Jets (5-9)	Dec. 22, 1 p.m. ET


NEXT WEEK

PITTSBURGH (8-6) at BALTIMORE (12-2)	Dec. 29, 1 p.m. ET
CINCINNATI (1-13) at CLEVELAND (6-8)	Dec. 29, 1 p.m. ET

HOW THEY COMPARE



HC FREDDIE KITCHENS



HC JOHN HARBAUGH

FREDDIE KITCHENS: 6-8, FIRST SEASON AS A HEAD COACH. Freddie Kitchens was named the head coach of the Cleveland Browns on Jan. 12, 2019. This is Kitchens' second season with the Browns, previously working as RB/assoc. HC and OC in 2018. Prior to Cleveland, Kitchens worked with the Dallas Cowboys and Arizona Cardinals from 2006-17, coaching TEs, RBs and QBs. Kitchens was a QB at the University of Alabama from 1993-97 where he threw for 4,668 passing yards and 30 touchdowns.

JOHN HARBAUGH: 116-74, 12TH SEASON AS A HEAD COACH, 12TH SEASON WITH THE RAVENS. John Harbaugh was named head coach of the Baltimore Ravens on January 19, 2008. This is Harbaugh's 12th season as head coach of the Ravens, having previously worked as a special teams coordinator and defensive backs coach for the Philadelphia Eagles from 1998-2007. Harbaugh is the three-time AFC North champion with the Ravens, and led Baltimore to their second Super Bowl Championship in 2012. The Toledonative was a defensive back at the University of Miami (OH), graduating in 1984.

2019 NFL REGULAR SEASON RANKINGS

	RAVENS	BROWNS
Points PG	33.7 (1)	21.2 (21)
Total YPG	409.7 (2)	350.1 (17)
Rushing YPG	202.1 (1)	126.4 (10)
Passing YPG	207.6 (26)	223.6(19)
Points APG	18.4 (4)	23.5 (17)
Total Defensive YPG	314.3 (6)	353.1 (17)
Rushing Defensive YPG	96.1 (5)	135.2 (27)
Passing Defensive YPG	218.1 (7)	217.9 (6)
Turnover Ratio	+10 (6)	-6 (22t)

HEAD TO HEAD

A head-to-head look at each teams' top 2019 offensive and defensive weapons.

PASSING

QB	Cmp	Att	Yds	TD	Int	Rate
Baker Mayfield	285	474	3,356	17	17	78.7
Lamar Jackson	245	370	2,889	33	6	112.8

RUSHING

RB	Att	Yds	Avg	TD
Nick Chubb	270	1,408	5.2	8
Lamar Jackson	159	1,103	5.0	7

RECEIVING

WR	Rec	Yds	Rec/G	TD
Jarvis Landry	69	1,018	72.7	5
Mark Andrews	58	759	54.2	8

TACKLES

Player	Asst	Solo	Tot
Joe Schobert	37	79	116
Chuck Clark	21	40	61

SACKS

Player	Sacks
Myles Garrett	10.0
Matthew Judon	8.5

PASS DEFENSES

Player	PD
Marlon Humphrey	13
Two Tied	9

INTERCEPTIONS

Player	Int
Joe Schobert	4
Marcus Peters	3

SERIES HISTORY

REGULAR SEASON RESULTS: VS. BALTIMORE RAVENS

	Date	Result	Score
at Baltimore Ravens	9/26/1999	L	10-17
Baltimore Ravens	11/7/1999	L	9-41
Baltimore Ravens	10/1/2000	L	0-12
at Baltimore Ravens	11/26/2000	L	7-44
Baltimore Ravens	10/21/2001	W	24-14
at Baltimore Ravens	11/18/2001	W	27-17
Baltimore Ravens	10/6/2002	L	21-26
at Baltimore Ravens	12/22/2002	W	14-13
at Baltimore Ravens	9/14/2003	L	13-33
Baltimore Ravens	12/21/2003	L	0-35
Baltimore Ravens	9/12/2004	W	20-3
at Baltimore Ravens	11/7/2004	L	13-27
at Baltimore Ravens	10/16/2005	L	3-16
Baltimore Ravens	1/1/2006	W	20-16
Baltimore Ravens	9/24/2006	L	14-15
at Baltimore Ravens	12/17/2006	L	17-27
Baltimore Ravens	9/30/2007	W	27-13
at Baltimore Ravens	11/18/2007	W (OT)	33-30
at Baltimore Ravens	9/21/2008	L	10-28
Baltimore Ravens	11/2/2008	L	27-37
at Baltimore Ravens	9/27/2009	L	3-34
Baltimore Ravens	11/16/2009	L	0-16
at Baltimore Ravens	9/26/2010	L	17-24
Baltimore Ravens	12/26/2010	L	10-20
Baltimore Ravens	12/4/2011	L	10-24
at Baltimore Ravens	12/24/2011	L	14-20
at Baltimore Ravens	9/27/2012	L	16-23
Baltimore Ravens	11/4/2012	L	15-25
at Baltimore Ravens	9/15/2013	L	6-14
Baltimore Ravens	11/3/2013	W	24-18
Baltimore Ravens	9/21/2014	L	21-23
at Baltimore Ravens	12/28/2014	L	10-20
at Baltimore Ravens	10/11/2015	W (OT)	33-30
Baltimore Ravens	11/30/2015	L	27-33
Baltimore Ravens	9/18/2016	L	20-25
at Baltimore Ravens	11/10/2016	L	7-28
at Baltimore Ravens	9/17/2017	L	10-24
Baltimore Ravens	12/17/2017	L	10-17
Baltimore Ravens	10/7/2018	W (OT)	12-9
at Baltimore Ravens	9/29/2019	W	40-25
Regular Season Totals		11-30-0	.268
Home		6-14-0	.300
Away		5-16-0	.238

NOTABLE CONNECTIONS

- Ravens Executive Vice President **Ozzie Newsome** is the Browns all-time leader in receiving yards (7,980), playing in 198 consecutive games over 13 seasons. **Newsome** was a first-round pick in 1978, who was later inducted into the Browns' Ring of Honor and the Pro Football Hall of Fame. **Newsome** served in several positions in Cleveland's front office before moving to Baltimore as VP of player personnel in 1996.
- Ravens DL coach **Joe Cullen** served in same role for the Browns in 2013.
- Ravens DBs coach **Chris Hewitt** served as an intern with the Browns in 2001 through the NFL's Minority Coaching Fellowship Program.

• Ravens Senior Vice President of Football Operations **Pat Moriarty** is a Cleveland, Ohio native and played RB for the Browns in 1979. **Moriarty** was the director of business operations for the Browns from 1994-95.

• Ravens Director of Player Personnel **George Kokinis** served as Browns general manager in 2009 and in the scouting department from 1991-95.

• Ravens Senior Player Personnel Executive **Vincent Newsome** played safety for the Browns for two seasons (1990-92). **Newsome** also spent three years as a special assignment scout for the Browns from 1993-95.

• Ravens Midwest area scout **Dwaune Jones** played for the Browns in 2000.

• Ravens scout **Bobby Vega** was a member of the Browns' scouting department from 2005-18. **Vega** attended the College of Wooster in Wooster, Ohio.

• Ravens T **Orlando Brown Jr's** father, **Orlando "Zeus" Brown Sr.**, was a starting T for the Browns from 1993-95 and 1999.

• Ravens QB **Robert Griffin III** played for the Browns in 2016.

• Ravens WR **Willie Snead IV** was originally signed by the Browns as an undrafted free agent in 2014.

• Ravens HC **John Harbaugh** is a native of Toledo, Ohio and attended University Miami (OH).

• Ravens OC **Greg Roman** played DL at John Carroll University.

• Ravens G/C **Matt Skura** is a native of Columbus, Ohio.

• Ravens DE **Chris Wormley** is a native of Toledo, Ohio.

• Ravens assistant to the head coach **Dan Parsons** attended Ohio University.

• Browns GM **John Dorsey** and P **Jamie Gillan** are both natives of Leonardtown, Md.

• Browns WR coach **Adam Henry** coached with Ravens DC **Don Martindale** for two seasons in Oakland from 2007-08.

• **Martindale** also coached with Browns SPT coach **Mike Priefer** in Denver from 2009-10.

• Browns defensive quality control coach **Deuce Schwartz** served on the Bills staff with Ravens OC **Greg Roman** for two seasons 2015-16.

• **Roman** also coached Browns offensive quality control coach **Jim Dray** in 2016.

• Ravens SPT coach/associate Head Coach **Jerry Rosburg** served on the Falcons staff with Browns secondary's coach/pass game coordinator **Joe Whitt** in 2007.

• Ravens DL coach **Joe Cullen** spent a season with Browns OC **Todd Monken** in 2010.

• Browns QB **Baker Mayfield** played at Oklahoma with Ravens WR **Marquise Brown**, TE **Mark Andrews** and G **Ben Powers** at Alabama.

• Browns LB **Mack Wilson** played with Ravens CB **Anthony Averett**, CB **Marlon Humphrey**, C **Bradley Bozeman** and OLB **Tim Williams**.

• Ravens OLB **Pernell McPhee** played with Browns RG **Eric Kush** in 2016 in Chicago.

• Ravens S **Earl Thomas** played together with Browns DT **Sheldon Richardson** in Seattle (2017).

• Browns WR **Damion Ratley** played collegiately at Texas A&M with Ravens ILB **Otaro Alaka** and DT **Daylon Mack**.

• Browns CB **Terrance Mitchell** played in Dallas with Ravens CB **Brandon Carr** in 2015.

• Browns CB **T.J. Carrie** played in Oakland with Ravens WR **Seth Roberts** from 2015-17. **Carrie** also played with Ravens S **Brynden Trawick** in 2016.

• Ravens LB **L.J. Fort** played for the Browns in 2012.

THE LAST TIME VS. THE RAVENS AT HOME



**RAVENS 9
BROWNS 12**

Oct. 7, 2018

FirstEnergy Stadium, Cleveland, OH.



The Cleveland Browns defeated the Baltimore Ravens, 12-9 (OT), for the franchise's first win on a Sunday since 2015. With the win, Cleveland advanced to 2-2-1 on the season, the team's best start to a season since 2014 (3-2). Browns rookie QB Baker Mayfield threw for 342 yards on 25 completions along with a TD score. The 342 yards in a single game are the second-most by a Browns rookie in franchise history. After a Mayfield INT on Cleveland's first offensive drive, Baltimore capped a four-play drive with a 44-yard Field Goal by K Justin Tucker giving the Ravens the early 3-0 lead. The three-point lead was Baltimore's only lead of the contest. 40 seconds before the halftime whistle, Mayfield found WR Rashard Higgins for Higgins' first TD of the 2017 season, capping the Browns' longest yardage drive of the day (6-78). Coming out of the intermission, each team connected on a Field Goal on each of their second possessions, as Browns K Greg Joseph and Tucker connected from 35 yards and 25 yards out, respectively. After a Browns punt late in regulation, Tucker connected on his third field goal of the contest, this time from 32 yards out, to draw the score at 9-9. One final Cleveland attempt to score before the end of regulation failed, as the Browns went on to their third overtime game of the year through five games. Each team exchanged punts after the Browns took the ball to start the overtime period. Getting the ball at the Cleveland 16, Mayfield orchestrated a seven-play, 65-yard drive to set up Joseph for a 37-yard go-ahead attempt. Joseph connected on the game-winner, giving Cleveland their second home win of the 2018.

TEAM	1	2	3	4	OT	F
Baltimore	3	0	3	3	0	9
Cleveland	0	6	3	0	3	12

SCORING SUMMARY

TEAM	Q	TIME	PLAY
Ravens	1	8:37	J.Tucker 44 yd. Field Goal (4-7, 0:56)
Browns	2	0:40	R.Higgins 19 yd. pass from B.Mayfield (kick failed) (6-78, 1:19)
Browns	3	7:29	G.Joseph 35 yd. Field Goal (8-25, 2:59)
Ravens	3	0:53	J.Tucker 25 yd. Field Goal (13-68, 6:36)
Ravens	4	0:52	J.Tucker 32 yd. Field Goal (11-52, 3:37)
Browns	OT	0:02	G.Joseph 37 yd. Field Goal (7-65, 2:55)

TEAM STATISTICS

	BAL	CLE
FIRST DOWNS:	25	20
TIME OF POSSESSION:	33:42	36:16
TOTAL NET YARDS: (RU/PA):	410 (116/294)	416 (112/304)
SACKS/YARDS	5/38	2/4
PUNTS/AVERAGE:	8-45.8	9-50.2
PENALTIES/YARDS:	4-5415	10-66
FUMBLES/LOST:	2/1	1/0

INDIVIDUAL STATISTICS

PASSING: BAL: J.Flacco 29-56-298 (INT), L.Jackson 0-1; CLE: B.Mayfield 25-43-342 (TD, INT)
RUSHING: BAL: A.Collins 12-59, J.Allen 8-34, J.Flacco 2-13, L.Jackson 3-10; CLE: C.Hyde 17-63, D.Johnson 5-35, B.Mayfield 2-23, N.Chubb 3-2, R.Streater 1-(-11).
RECEIVING: BAL: M.Crabtree 6-66, J.Allen 6-44, W.Snead IV 5-55, J.Brown 4-58, M.Williams 2-8, C.Moore 1-20, M.Andrews 1-16, N.Boyle 1-10, A.Collins 1-7, H.Hurst 1-7, D.Turner 1-7; CLE: D.Njoku 6-69, J.Landry 5-69, R.Higgins 3-66, D.Willies 3-61, A.Callaway 3-22, C.Hyde 2-14, S.DeValve 1-26, D.Fells 1-8, D.Johnson 1-7.

WHAT TO LOOK FOR THIS WEEK

TEAM

- A win will be the team's seventh of the season and will be the first time the franchise has reached at least seven wins in consecutive years since 2001-02.
- A win will be the team's fourth win over an AFC North opponent, the most in club history since the formation of the division.
- A win over the Ravens will be the team's second of the year, the first time its accomplished the feat since 2007 and the third time overall.
- A win will be the team's third at home against the AFC North, the first time the Browns have swept the division at home since its formation.
- A win over the Ravens will mark the first time the Browns have beat Baltimore at home in consecutive seasons since 2004-05 and the second time overall.

WR ODELL BECKHAM JR.

- With 125-plus receiving yards, would pass Jerry Rice (1985-90) with 18 games of 125 receiving yards in a player's first six years.
- Will record 1,000 receiving yards on the year with 90 against the Ravens.
- Could become just the 10th player in history to have 1,000 receiving yards in five of his first six NFL seasons and just the third who is active.
- Would tie for the second-most 1,000-yard receiving seasons since 2014 and would be just the fifth player to have reached five seasons in the category.

WR JARVIS LANDRY

- With four receptions, will tie DeAndre Hopkins for the ninth most (559) in a player's first 100 career games.
- With six catches, will tie Josh Gordon (2013) for the third-most receptions by a Brown through the first 15 games of a season with 80.
- Is 49 receiving yards from tying Paul Warfield in 1968 for the third most by a Brown through the first 15 games of a season with 1,067.
- Is 88 receiving yards from tying Kellen Winslow in 2007 for the fifth most by a Brown in a season.
- Is 103 scrimmage yards from tying Mac Speedie in 1947 for the fourth most by a Browns WR in a season.
- Is 139 receiving yards from tying his career best set in 2015 (1,157).

RB NICK CHUBB

- With 136 rushing yards, will tie Jim Brown in 1965 (1,544) for the second-most rushing yards by a Brown in the first 15 games of a season.
- With 21 rushing attempts, will tie Brown in 1963 for the second most (291) by a Brown in the first 15 games of a season.
- With 187 scrimmage yards, will tie Brown in 1965 (1,872) for the second-most scrimmage yards by a Brown in the first 15 games of a season.
- With 75 yards from scrimmage, would extend his active streak to 15 consecutive games, the NFL's longest active streak.
- Is 65 rushing yards from tying Brown for the most in a Browns' first two years (2,469).
- Is 14 rushing attempts from tying Jim Brown for the most in a Browns' first two years (459).
- Is one rushing score from tying Kevin Mack for the second most in a Browns' first two years (17).

PROBABLE OFFENSIVE STARTERS

WR Jarvis Landry - Recorded five receptions for 23 yards at Ari...Leads Browns in receiving this season with 74 receptions for 1,018 yards and five touchdowns...Eclipsed 1,000 yards receiving for the third time in his career...Led the Browns in receiving in 2018, catching 81 passes for 976 yards...Traded from the Dolphins after leading the NFL with 112 receptions in 2017...Recorded the most receptions by any NFL player through their first six seasons with 555...Selected to the past four Pro Bowls.

LT Greg Robinson - Has appeared in 13 games this season with 12 starts at LT...Started the final eight games of the 2018 regular season with the Browns...Signed by the Browns in 2018...No. 2 overall pick by the Rams in 2014.

LG Joel Bitonio - Has not missed an offensive snap since 2016...Started all 77 games he's appeared in since being drafted by the Browns in the second round (35th overall) of the 2014 draft...Earned first career Pro Bowl selection in 2018 and was a second-team All-Pro honoree.

C JC Tretter - Started the past 46 games at C and has not missed an offensive snap since joining the Browns in 2017...Signed three-year contract extension in Week 10 this year...Originally selected by the Green Bay Packers in the fourth round of the 2013 NFL Draft...Joined the Browns as an unrestricted free agent in 2017.

RG Wyatt Teller - Has appeared in 13 games with seven starts in 2019...Acquired by the Browns in a trade with the Bills on August 29, 2019...Originally drafted by Buffalo in the fifth round of the 2018 draft...Started the Bills' final seven regular season games in 2018.

RT Chris Hubbard - Has appeared in 12 games with 11 starts at RT this season...Moved to LT mid-game in the opener following an injury on the line...Started at RT in all 16 games in 2018...Joined the Browns in 2018 following five seasons with the Steelers.

TE David Njoku - Has appeared in three games with one start...Has recorded five receptions for 45 yards and one touchdown...Placed on IR (wrist) prior to Week 3 and was activated off IR on December 7...Set career highs last year in receptions (56) and receiving yards (639) while adding touchdowns...His nine career receiving touchdowns are tied for second most by a Browns TE in their first three seasons...First-round draft pick out of Miami (Fla.) in 2017.

WR Odell Beckham Jr. - Ranks second on the team with 78 receptions for 910 yards and two touchdowns...Eclipsed 1,000 receiving yards in four of his first five seasons, missing only 2017, when ankle injuries limited him to four games...Three-time Pro Bowler and two-time All-Pro...First-round pick by the Giants in 2014 and joined the Browns via trade in 2019.

QB Baker Mayfield - Voted Browns' season-long captain by his teammates...3,356 passing yards and 17 touchdowns...Set NFL rookie record with 27 passing TDs in 2018, despite starting just 13 games...First overall selection of the 2018 NFL Draft...2017 Heisman Trophy Winner.

RB Nick Chubb - Rushed 17 times for 127 yards (7.5 YPC) and a touchdown, while adding three receptions for 21 yards at Ari...Has rushed for 1,408 yards (100.6 YPG) and eight touchdowns this season...Leads NFL in rushing yards...Set a Browns rookie record with 996 rushing yards in 2018, while adding 10 total touchdowns...Recorded the longest run in Browns history and the second-longest by a rookie in NFL history with a 92-yard score against Atlanta on Nov. 11, 2018...Second-round pick in 2018...Finished collegiate career ranked second in Georgia history in rushing yards.

RB Kareem Hunt - Caught eight passes for 62 yards while adding four rushes for 14 yards at Ari...Has 167 rushing yards, 158 receiving yards and three total touchdowns this season...Suspended first eight games...Named to the 2018 Pro Bowl...Earned the 2017 NFL rushing title with 1,327 yards...Originally drafted by Kansas City in the third round of the 2017 NFL draft.

OFFENSIVE RESERVES

TE Pharaoh Brown - Inactive the past four games...Appeared in nine games this season with six starts...Spent five weeks on the Browns' active roster last year but did not appear in a game...Also spent four weeks on the Browns' practice squad in 2018...Appeared in two games with Oakland in 2017 after signing as an undrafted free agent.

TE Stephen Carlson - Has appeared in seven games this season with five starts...Has recorded four receptions for 44 yards and a touchdown in five games...Elevated to Browns' active roster on Nov. 1...Signed as an undrafted free agent out of Princeton on May 3.

G Drew Forbes - Inactive at Ari...Has appeared in one game this season...Activated from IR on November 14...Selected by the Browns in the sixth round (189th overall) in the 2019 NFL Draft.

QB Garrett Gilbert - Has appeared in five games...Signed by the Browns this offseason after playing with the Orlando Apollos of the Alliance of American Football...Led the AAF in passing yards...Sixth-round pick by the Rams in 2014.

TE Demetrius Harris - Has appeared in 13 games this season with five starts...Has 14 receptions for 148 yards and two touchdowns this season...Signed by the Browns as an unrestricted free agent this offseason...Initially signed by Kansas City as an undrafted free agent in 2013...Posted a career-high three scoring grabs in 2018...Played college basketball at Milwaukee.

WR Rashard Higgins - Has appeared in nine games this season...Inactive Weeks 2-5 with a knee injury...Set career highs in 2018 with 39 receptions for 572 yards and four touchdowns...Selected by the Browns in the fifth round in 2016...Set Colorado State career records for receptions (239), receiving yards (3,649) and TDs (31)...Led the nation in 2014 with 1,750 receiving yards and 17 TD receptions.

RB Dontrell Hilliard - Has returned 17 kickoffs for 421 yards (24.8 avg) and 14 punts for 96 yards this season...Appeared in 13 games this season with two rushing touchdowns...Tied for team-lead in special teams tackles (10)...Appeared in 11 games last year...Signed as an undrafted free agent in 2018 out of Tulane.

WR KhaDarel Hodge - Has appeared in all 14 games this season, primarily on special teams...Tied for team-lead in special teams tackles (10)...Claimed via waivers by the Browns after final roster cuts...Played 14 games with the Rams in 2018...Began his college career as a quarterback at Alcorn State before transitioning to the wide receiver at Prairie View A&M.

RB D'Ernest Johnson - Has appeared in all 14 games this season...Has four carries for 21 yards and six receptions for 71 yards this season...Joined the Browns after playing with the Orlando Apollos of the Alliance of American Football...Finished third in the AAF in rushing yards...Finished as South Florida's career all-purpose yardage leader.

G Eric Kush - Has appeared in every contest this season with seven starts at RG...Signed by the Browns as a free agent this offseason...Seven-year vet who has also appeared in games with the Bears (2016-18), Rams (2015) and Chiefs (2013-14)...Originally a sixth-round pick by Kansas City in 2013.

T Kendall Lamm - Has appeared in four games this season with two starts...Inactive Weeks 2-12 (knee)...Appeared as a reserve in the opener before sustaining a knee injury...Signed by the Browns as an unrestricted free agent this offseason...Appeared in 56 career games with 24 starts...Started a career-high 13 games in 2018 with the Texans.

T Justin McCray - Has appeared in 13 games with three starts this season...Acquired by the Browns in a trade with the Packers on August 31, 2019...Appeared in 12 games with five starts for Green Bay in 2018...Also spent time in the Arena Football League.

WR Damion Ratley - Has appeared in 11 games this season with three starts...Has 10 receptions for 136 yards...Played in 13 games with three starts as a rookie last year...Sixth-round pick of the 2018 draft.

TE Ricky Seals-Jones - Recorded three receptions for 29 yards and two touchdowns at Ari...Has appeared in 12 games with two starts in 2019...Has 13 receptions for 206 yards and four touchdowns this season...Claimed via waivers from the Cardinals during final roster cuts...Set career highs last year in receptions (34), receiving yards (343) and games played (15)...Initially signed by Arizona as an undrafted free agent in 2017.

WR Taywan Taylor - Inactive the past 10 games...Appeared in three games this season...Acquired by the Browns in a trade with Tennessee Titans on August 31, 2019...Third-round pick by the Titans in 2017.

PROBABLE DEFENSIVE STARTERS

DE Chad Thomas - Appeared in every game this season, starting seven...22 tackles, four sacks, one passes defended and a fumble recovery this season...Saw action in four games as a rookie last year...Third-round pick in 2018.

DT Sheldon Richardson - Third on the team with 56 tackles, adding three sacks, two passes defended and two forced fumbles...Signed by the Browns as an unrestricted free agent this offseason...Spent time with the Jets (2013-16), Seahawks (2017) and Vikings (2018)...2013 NFL Defensive Rookie of the Year after being selected by the Jets in the first round in 2013...Selected to the Pro Bowl in 2014.

DT Larry Ogunjobi - 44 tackles, 5.5 sacks (second on team), 12 quarterback hits and one passes defended this season...Matched career-best 5.5 sacks in a season with a 0.5 sack performance Week 14 vs. Cin...12.0 sacks on his career...Played in 42 games since entering the league in 2017...First player drafted in the NFL from Charlotte after being selected in the third round in the 2017.

DE Olivier Vernon - Missed Weeks 10-12 and 14-15 (knee)...24 tackles, 3.0 sacks and 10 quarterback hits this season...Tallied his 54th sack of his career at Den... Eight-year vet who joined the Browns via trade this offseason...Led the Giants last year in sacks...Earned second team All-Pro honors in 2016 and was selected to the Pro Bowl in 2018...Third-round pick by Miami in 2012.

WILL Mack Wilson - Second on team with 68 tackles (40 solo)...Has also recorded one interception, one sack, six passes defended (second on team) and a forced fumble this season...Tallied his first NFL interception Week 15 at Ari...Has started every game since Week 3 at WILL...Fifth-round pick this year out of Alabama.

MIKE Joe Schobert - Leads team and second in AFC with 116 total tackles...Has registered 100-tackle campaigns in three straight seasons (2017-19)...Recorded two interceptions in back-to-back games Weeks 11-12...Sixth LB to have two INTs in consecutive games and the first since 2005...Also tied for team lead in passes defended (9), while adding two sacks, two forced fumbles and a fumble recovery... Selected to the Pro Bowl in 2017...Drafted by the Browns in the fourth round of the 2016 NFL Draft.

SAM Adarius Taylor - Saw action in 13 games...Inactive Week 2 (ankle)...One tackle and five special teams tackles this season...Signed by the Browns as an unrestricted free agent this offseason after four seasons in Tampa Bay (2015-17) and one in Carolina (2014).

CB Denzel Ward - Recorded first career interception for TD (61 yards) vs. Cin... Second-year pro with 33 tackles, nine passes defended (tied for first on team) and a fumble recovery in 10 games this season...Recorded his second-career blocked field goal at NE...In 2018, became the sixth Browns rookie to be named to the Pro Bowl...Finished tied for second among all NFL rookies with three interceptions last year...Fourth overall pick in 2018.

CB Greedy Williams - 41 tackles and two passes defended this season...Returned at NE after missing four games with a hamstring injury...Second-round pick by the Browns this year...Recorded eight interceptions in 24 career games at LSU.

S Damarious Randall - Started nine games at S...48 tackles, two sacks and four passes defended this season...Missed Weeks 2-3 (concussion) and Weeks 8-9 (hamstring)...Led the Browns with four interceptions last year...One of four active players to have at least three interceptions in each of his first four seasons...First-round pick by Green Bay in 2015 where he played CB...Converted to S after being traded to the Browns in 2018.

S Juston Burris - Has collected 25 tackles, one sack, five passes defended, a forced fumble and two interceptions on the season...Made eight starts at DB and S this season...Claimed by the Browns via waivers from Oakland prior to Week 3... Originally a fourth-round pick by the Jets in 2016.

DEFENSIVE RESERVES

DE Eli Ankou - Five tackles this season...Has appeared in seven games...Signed off of the Jaguars' practice squad prior to Week 8.

DT Brandin Bryant - Appeared in four games this season...Three tackles this season...Spent 11 weeks on the Browns' practice squad...Has also spent time with Seattle (2016), the Jets (2017) and the CFL.

CB T.J. Carrie - Has started five games this season...Fourth on team with 50 tackles...Also has one sack, one interception, three passes defended, forced fumble and fumble recovery this season...Joined the Browns as an unrestricted free agent in 2018...Seventh-round pick by the Raiders in 2014.

DE Bryan Cox - Appeared in four games this season...Six tackles and 0.5 sacks this season...Signed by the Browns prior to Week 11...Originally signed by the Panthers as an undrafted free agent in 2017...Has spent time on the Panthers' practice squad from 2017-19.

LB Tae Davis - Four special teams tackles this season...Played in seven games this season...Claimed via waivers by the Browns prior to Week 9...Originally an undrafted free agent signed by the New York Giants.

DE Porter Gustin - Five tackles and a sack in four games this season...Collected first career sack Week 12 vs. Mia...Originally signed by the Saints as an undrafted free agent in 2019.

S J.T. Hassell - Three tackles on the season...Also added four tackles on special teams...Elevated to the active roster from the practice squad prior to Week 12... Spent 11 weeks on the Browns' practice squad...Originally signed by the Browns as an undrafted free agent in 2019.

CB Terrance Mitchell - 20 tackles, one interception and three passes defended this season...Signed by the Browns as an unrestricted free agent in 2018...Has also spent time with the Bears (2015), Cowboys (2015) and Chiefs (2016-17)... Seventh-round pick by Dallas in 2014.

S Eric Murray - Inactive the past seven weeks (knee)...22 tackles and one pass defended...Appeared in seven games with three starts this season...Started nine games for Kansas City last year...Fourth-round pick by Kansas City in 2016...Traded to the Browns this offseason.

S Sheldrick Redwine - 26 tackles and two passes defended this season... Started the last three games at S...Seven special teams tackles this season... Inactive Weeks 4, 5 and 8 (hamstring)...Selected by the Browns in the fourth round this year out of Miami (Fla.).

LB Sione Takitaki - Nine tackles this season...Added five tackles on special teams...Inactive Week 1 (hamstring)...Third-round pick this year out of BYU.

CB Tavierre Thomas - Played in every game this season...Second on team in special teams tackles (9)...Nine kickoff returns for 185 yards...Claimed by the Browns via waivers during final roster cuts in 2018 from Arizona.

DT Justin Zimmer - Inactive Week 14-15...Signed to the Browns from the Falcons' practice squad prior to Week 14...Signed by the Bills as an unrestricted free agent in 2016...Spent time on the Saints' (2016) and Falcons' (2018) practice squad prior to coming to Cleveland.

SPECIALISTS

P Jamie Gillan - Tied for 11th in the NFL with 24 punts inside the 20 this season... Tied for third in the NFL with longest punt of the season (71)...September 2019 Special Teams Player of the Month...Only undrafted rookie to make the Browns 53-man roster this year...Kicked and punted while at Arkansas- Pine Bluff...Native of Scotland and moved to the U.S. as a teenager.

K Austin Seibert - 23 for 27 on FGs and 28 for 31 on PATs...Has scored the most points by a Browns rookie (97)...Selected by the Browns in the fifth round... Finished career at Oklahoma as the all-time leading scorer in FBS history with 499 points...2018 Big 12 Special Teams Player of the Year.

LS Charley Hughlett - Handled all of the Browns' long-snapping duties since 2015...One special teams tackle this season...Voted Browns' season-long captain by his teammates...Signed to the Browns' active roster from the Chiefs' practice squad on Dec. 24, 2014.

A SLAM MONK

OC **Todd Monken** is in his first season with Cleveland in 2019 after spending the last three years as the Tampa Bay Buccaneers' OC. Last year, the Buccaneers offense was one of the top in the league. Tampa Bay led the NFL in passing yards per game (320.3), while ranking third in total yards per game (415.5), third in third down conversion rate (46.0) and fourth in yards per play (6.30). The 2018 offense, led by Monken, was also the best in team history, owning the most yards (6,648), most passing yards (5,125), most points (396) and most first downs (388) in franchise history. Additionally, Tampa Bay's 5,125 passing yards in 2018 were the fourth most in a single season in team history.

Monken also helped Buccaneers WR Mike Evans rank third in the NFL in receiving yards (1,524) in 2018, establishing a new franchise record.

WHERE THERE'S A WILKS, THERE'S A WAY

DC **Steve Wilks** came to Cleveland in 2019 after serving as the Arizona Cardinals' HC in 2018. Under his guidance, the Cardinals finished fourth (203.9 yards per game) in the NFL against the pass. The unit also recorded 49 sacks, the fifth-best total in the league and the third best in the NFC. The total was also the fourth highest in team history.

SPECIAL DELIVERY

STC **Mike Priefer** is in his 13th season as an NFL STC and first with the Browns in 2019. While with the Minnesota Vikings (2011-18), Priefer's units led the NFL with 14 special teams touchdowns. The Vikings scored on seven kickoff returns, five punt returns and two touchdowns off blocked punts. In 2018, the Vikings' Marcus Sherels broke the team's career punt return yardage record and also holds the record for most punt returns for scores (five), the most in the NFL since 2012. Sherels has also returned the most punts for 20-plus yards in the NFL over the same span (29).

FEELING AT HOME

The 2019 Browns have won their past four games at FirstEnergy Stadium, their longest home winning streak at home since 2007 when the club won seven consecutive games. Additionally, the club's .571 winning percentage at home is the third highest at FirstEnergy Stadium (since 1999).

**1999-2019 BROWNS TEAM LEADERS:
CONSECUTIVE WINS AT HOME IN A SINGLE SEASON**

Year	Streak
1. 2007	7
2. 2019	4
3t. 2018	3
3t. 2014	3
3t. 2009	3
3t. 2001	3

**1999-2019 BROWNS TEAM LEADERS:
WINNING PERCENTAGE AT HOME IN A SINGLE SEASON**

Year	Win %
1. 2007	.875
2. 2018	.688
3. 2019	.571
4t. 2014	.500
4t. 2005	.500
4t. 2001	.500
4t. 2012	.500
8t. 2010	.375
8t. 2002	.375
8t. 2004	.375
8t. 2013	.375
8t. 2011	.375
8t. 2009	.375

This season is first time the franchise has won at least half of its home games in two straight years since 1992-94.

Additionally, 2018-19 marks the first time the franchise has reached at least six wins in consecutive years since 2001-02.

NORTHERN SUCCESS

The Browns have recorded their first season in which they have defeated all three AFC North division opponents at least once and the first time the franchise has beaten the Ravens and Steelers in the same season. The Browns also improved to 3-1 in divisional play, their highest winning percentage in the division since the formation of the AFC North in 2002.

**ALL-TIME BROWNS TEAM LEADERS:
WINNING PERCENTAGE AGAINST AFC NORTH OPPONENTS
IN A SINGLE SEASON**

Year	Win %
1. 2019	.750
2. 2018	.583
3t. 2007	.500
3t. 2002	.500
5t. 2014	.333
5t. 2003	.333
5t. 2004	.333
5t. 2012	.333
5t. 2013	.333

2019 AFC NORTH LEADERS: WINNING PERCENTAGE IN THE DIVISION

Year	Win %
1t. Cleveland Browns	.750
1t. Baltimore Ravens	.750
3. Pittsburgh Steelers	.600
4. Cincinnati Bengals	.000

Additionally, the Browns defeated the Bengals in Week 14 for the team's third consecutive win over the opponent. It marked the first time a Browns team has done so since 2001-02 (three). It was also the first time the franchise has secured at least three wins against the division in consecutive seasons since its formation.

MULTIPLE THREATS

The 2019 Browns have dangerous combinations of players on offense, including being the only team this season with a 1,000-yard rusher (Nick Chubb) and a pair of receivers with at least 65 catches for 900 receiving yards (Jarvis Landry and Odell Beckham Jr.).

The duo of Landry and Beckham Jr. are also one of just three pairs of teammates to have at least 900 receiving yards on 65-plus receptions:

CLEVELAND

Jarvis Landry (74 for 1,018) and Odell Beckham Jr. (67 for 910)

TAMPA BAY

Chris Goodwin (86 for 1,333) and Mike Evans (67 for 1,157)

LOS ANGELES RAMS

Cooper Kupp (83 for 1,031) and Robert Woods (75 for 950)

Additionally, Landry and Chubb make up the only pair of teammates with at least 1,000 receiving yards and 1,400 rushing yards.

TURNING A NEGATIVE INTO A POSITIVE

The Browns 2019 defense has recorded 71 TFLs on the year, tied for the NFL's ninth-best total.

2019 NFL TEAM LEADERS: TFLs

Team	TFL
1. Buffalo Bills	86
2t. San Francisco 49ers	81
2t. Pittsburgh Steelers	81
4. New York Jets	77
5. Minnesota Vikings	75
6t. Arizona Cardinals	73
6t. Tampa Bay Buccaneers	73
8. Denver Broncos	72
9t. Cleveland Browns	71
9t. Los Angeles Rams	71

THIRD-AND-STOPPED

The Browns defense has allowed other teams to convert just 34.1 percent of their third downs, tied for third in the NFL in 2019.

2019 NFL TEAM LEADERS: OPP. 3RD-DOWN CONV. %

Team	1st%
1. New England Patriots	23.3
2. San Francisco 49ers	30.7
3. Cleveland Browns	34.1
4. Dallas Cowboys	34.1
5. Tampa Bay Buccaneers	34.4

SACK ATTACK

Through the first 14 games of the season, the Browns' 37 sacks are tied for seventh most in franchise history in that span.

ALL-TIME BROWNS TEAM LEADERS: SACKS (GAMES 1-14)

Year	Sacks
1. 1984	42
2t. 1993	40
2t. 2001	40
4. 2013	39
5t. 1989	38
5t. 1992	38
7t. 2019	37
7t. 1985	37

BIG-PLAY BROWNS

This season, the team is tied for fifth in rushing touchdowns for 10-plus yards (five), 10th in rushes for 10-plus yards (48) and tied for sixth in rushes for 15-plus yards (25).

2019 NFL TEAM LEADERS: RUSH TD (10+ YRD)

Team	10+ TD
1. San Francisco 49ers	9
2. Tennessee Titans	8
3t. Carolina Panthers	7
3t. Arizona Cardinals	7
5t. Cleveland Browns	5
5t. Baltimore Ravens	5

2019 NFL TEAM LEADERS: RUSH (10+ YRD)

Team	10+ Avg
1. Baltimore Ravens	81
2. San Francisco 49ers	56
3t. Seattle Seahawks	54
3t. Tennessee Titans	54
5. Buffalo Bills	52
6. Minnesota Vikings	51
7t. Houston Texans	50
7t. Arizona Cardinals	50
7t. Dallas Cowboys	50
10. Cleveland Browns	48

2019 NFL TEAM LEADERS: RUSH (15+ YRD)

Team	10+ Avg
1. Baltimore Ravens	37
2. San Francisco 49ers	35
3. Arizona Cardinals	28
4t. Seattle Seahawks	27
4t. Buffalo Bills	27
6t. Cleveland Browns	25
6t. Minnesota Vikings	25
8t. Houston Texans	22
8t. Tennessee Titans	22
10. New Orleans Saints	20

RUSHING THE FIELD

As a team, the Browns' rushing attack has been one of the league's best in 2019.

2019 NFL TEAM LEADERS: RUSH YDS

Team	Yds
1. Baltimore Ravens	2,830
2. San Francisco 49ers	2,058
3. Seattle Seahawks	1,984
4. Minnesota Vikings	1,902
5. Buffalo Bills	1,889
6. Dallas Cowboys	1,876
7. Houston Texans	1,832
8. Tennessee Titans	1,829
9. Cleveland Browns	1,770
10. Indianapolis Colts	1,734

2019 NFL TEAM LEADERS: AVG

Team	Avg
1. Baltimore Ravens	5.53
2. Cleveland Browns	5.00
3. Arizona Cardinals	4.91
4. Carolina Panthers	4.87
5. Tennessee Titans	4.81

2019 NFL TEAM LEADERS: TD

Team	TD
1t. Baltimore Ravens	19
1t. Carolina Panthers	19
3t. San Francisco 49ers	18
3t. Minnesota Vikings	18
5t. Tennessee Titans	17
5t. Los Angeles Rams	17
5t. Dallas Cowboys	17
8. Green Bay Packers	16
9t. Cleveland Browns	15
9t. New England Patriots	15
9t. Arizona Cardinals	15

2019 NFL TEAM LEADERS: RUSH YDS/G

Team	Yds/G
1. Baltimore Ravens	202.1
2. San Francisco 49ers	147.0
3. Seattle Seahawks	141.7
4. Minnesota Vikings	135.9
5. Buffalo Bills	134.9
6. Dallas Cowboys	134.0
7. Indianapolis Colts	133.4
8. Houston Texans	130.9
9. Tennessee Titans	130.6
10. Cleveland Browns	126.4

SOFT TOUCH

The Browns rank sixth in the league this season with an 8.0 scrimmage yards-per-touch average.

2019 NFL TEAM LEADERS: SCRIM YDS/TOUCH

Team	Avg
1t. Dallas Cowboys	8.4
1t. Kansas City Chiefs	8.4
3. Tampa Bay Buccaneers	8.3
4t. Los Angeles Chargers	8.2
4t. Tennessee Titans	8.2
6. Cleveland Browns	8.0
7. Houston Texans	7.9
8t. Carolina Panthers	7.8
8t. Atlanta Falcons	7.8
8t. Detroit Lions	7.8
8t. Los Angeles Rams	7.8
8t. Seattle Seahawks	7.8

A WELL-RECEIVED AVERAGE

The Browns receivers have continued to perform well in 2019, placing tied for ninth in receiving average (11.8) in the NFL.

2019 NFL TEAM LEADERS: REC AVG

Team	Avg
1. Tampa Bay Buccaneers	13.3
2. Tennessee Titans	13.0
3. Dallas Cowboys	12.7
4. Kansas City Chiefs	12.6
5. Seattle Seahawks	12.4
6. Detroit Lions	12.3
7. Los Angeles Chargers	12.2
8. Minnesota Vikings	12.0
9t. Cleveland Browns	11.8
9t. Los Angeles Rams	11.8
9t. San Francisco 49ers	11.8

THE MORE YOU CAN DO

The Browns are only one of six teams (Denver, Green Bay, L.A. Chargers and Pittsburgh) to have two running backs (Kareem Hunt and Chubb) record 30 or more receptions this season. The Browns, Packers and Steelers are also the only teams in the league to have two RBs with 30-plus receptions and 200-plus receiving yards.

Additionally, Cleveland is the only team in the league with at least one receiving touchdown by four tight ends. Ricky Seals-Jones leads the group with a career-high four scores, while Demetrius Harris has two scores and David Njoku and Stephen Carlson each have one. The Browns join the 2018 Colts and 2018 Titans as the only teams since 2017 with a receiving touchdown by four different tight ends in one season.

RETURNING THE FAVOR

The Browns' kickoff returners have combined for the league's ninth-most kickoff return yards (710).

2019 NFL TEAM LEADERS: KICKOFF RETURN YARDS

Team	Yds
1. Cincinnati Bengals	979
2. New York Giants	952
3. Chicago Bears	822
4. New York Jets	779
5. Washington Redskins	774
6. Kansas City Chiefs	753
7. Miami Dolphins	750
8. Oakland Raiders	748
9. Cleveland Browns	710
10. Buffalo Bills	680

AWAKEN THE SLEEPING GIANT

With the Kansas City Chiefs, General Manager John Dorsey selected three players who went on to earn first team All-Pro honors and were also selected to multiple Pro Bowls, including TE Travis Kelce (third round, 2013), CB Marcus Peters (first round, 2015) and WR Tyreek Hill (fifth round, 2016). In 2017, he drafted current Browns RB Kareem Hunt (third round), who led the NFL in rushing during his rookie season and was selected to the Pro Bowl. The year prior in 2016, LB D.J. Alexander (sixth round, 2015) was also selected to the Pro Bowl.


Dorsey's career success in the spring has been evident in the winter, as he's selected a rookie Pro Bowler in each NFL Draft since 2015, including CB Denzel Ward in his first draft as a Brown (2018).

DORSEY'S DRAFT SELECTIONS TO MAKE THE PRO BOWL AS ROOKIES SINCE 2015

Year	Rnd	Pick	Overall	Player	Pos	College
2018	1	4	4	Denzel Ward	CB	Ohio State
2017	3	22	86	Kareem Hunt	RB	Toledo
2016	5	28	165	Tyreek Hill	WR	West Alabama
2015	1	18	18	Marcus Peters	CB	Washington

BROWNS 2019 DRAFT CLASS

RD	NAME	POS	COLLEGE
2	Greedy Williams	CB	Louisiana St.
3	Sione Takitaki	LB	Brigham Young
4	Sheldrick Redwine	S	Miami
5a	Mack Wilson	LB	Alabama
5b	Austin Seibert	K	Oklahoma
6	Drew Forbes	T	Southeast Missouri
7	Donnie Lewis, Jr.	CB	Tulane



24 | RB NICK CHUBB

RUNNING WILD

RB Nick Chubb has emerged as one of the league's best running backs in 2019, placing top marks in multiple categories.

2019 NFL RUSHING LEADERS: YDS

Player	Yds
1. Nick Chubb	1,408
2. Derrick Henry	1,329
3. Christian McCaffrey	1,307

2019 NFL RUSHING LEADERS: ATT

Player	Att
1. Derrick Henry	271
2t. Nick Chubb	270
2t. Ezekiel Elliott	270
2t. Chris Carson	270

2019 NFL RUSHING LEADERS: AVG (MIN. 200 ATT)

Player	Avg
1. Nick Chubb	5.21
2. Christian McCaffrey	4.93
3. Derrick Henry	4.90

2019 NFL RUSHING LEADERS: TD (RB)

Player	Avg
1t. Aaron Jones	14
1t. Christian McCaffrey	14
3t. Dalvin Cook	13
3t. Derrick Henry	13
5. Ezekiel Elliott	11
6t. Todd Gurley	10
6t. Mark Ingram	10
8. Nick Chubb	8

2019 NFL RUSHING LEADERS: LONG

	Player	Lng
1.	Damien Williams	91
2.	Nick Chubb	88
3.	Christian McCaffrey	84

2019 NFL RUSHING LEADERS: FIRST DOWNS

	Player	1st
1.	Chris Carson	73
2.	Ezekiel Elliott	69
3.	Lamar Jackson	64
4.	Derrick Henry	61
5.	Dalvin Cook	60
6.	Nick Chubb	59

2019 NFL YARDAGE LEADERS: SCRIM YDS

	Player	Yds
1.	Christian McCaffrey	2,121
2.	Nick Chubb	1,685
3.	Dalvin Cook	1,654

STREAK OF SUCCESS

Chubb's active streak of 14 consecutive games with at least 75 scrimmage yards is the NFL's longest active streak and he's the first Brown to accomplish the feat in history. He's also the only NFL player to have at least 75 scrimmage yards in every 2019 contest and the first to do so in 14 straight games since Arizona's David Johnson in 2016.

ALL-TIME BROWNS YARDAGE LEADERS: CONSECUTIVE GAMES WITH 75+ SCRIM YDS

	Player	Streak
1.	Nick Chubb	14*
2.	Jim Brown	12
3.	Leroy Kelly	11

*Active

WHAT A RUSH

Chubb has posted a 100.6 rushing yards-per-game average this season, the league's best total. It also ranks tied for seventh in team history.

2019 NFL RUSHING LEADERS: YPG

	Player	YPG
1.	Nick Chubb	100.6
2.	Derrick Henry	94.9
3.	Christian McCaffrey	93.4

ALL-TIME BROWNS RUSHING LEADERS: YPG

	Player	Year	YPG
1.	Jim Brown	1963	133.1
2.	Jim Brown	1958	127.3
3.	Jim Brown	1959	110.8
4.	Jim Brown	1965	110.3
5.	Jim Brown	1960	104.8
6.	Jim Brown	1964	103.3
7t.	Nick Chubb	2019	100.6
7.	Jim Brown	1961	100.6

YARD DAWG

2

In his second NFL season, Chubb places first among the team's all-time scrimmage yards leaders through two seasons with 2,830. In the same category, he also places first with 462 rushing attempts and second with 2,404 rushing yards.

14

Through 14 games this season, Chubb ranks seventh in team history in rushing attempts (270), tied for fifth in rushing yards (1,408) and fifth in scrimmage yards (1,685). He also ranks tied for fifth in 100-yard rushing games with seven.

20

Chubb's three rushes for 20-plus yards in Week 10 were a new career high for a single game, as well as tied for the most in a game by any player this season. His performance also tied for the most by a Brown ever in a game, while becoming the first Brown to do so since Jamal Lewis in 2007. His five rushes for 10-plus yards in the same performance tied for the third most by a Brown in history.

40

He also has eight career runs of 40-plus yards and four this season. He's one of three players to have accomplished the feat in 2019. Since last season, he's tied with Saquon Barkley with eight carries for 40-plus yards.

72

In Week 7, Chubb rushed for 72 yards in the first quarter, the second most by a Brown in an opening quarter since 1991.

90

Chubb is currently one of only two players to have reached at least 90 scrimmage yards in 12 games this season.

100

Chubb has seven 100-yard rushing games this season and 12 in his career. He is the first Brown with seven 100-yard rushing performances in one season since Leroy Kelly had seven in 1968. Chubb's seven 100-yard games are tied for the fifth-most by a Brown in a season.

115

He has rushed for 115-plus yards in five of the past 11 games.

1,000

Against the Steelers in Week 11, Chubb became the first player in 2019 to reach 1,000 rushing yards, while also reaching 2,000 for his career.

1,408

Chubb's 1,408 rushing yards this season are the most rushing yards by a Brown since Jim Brown recorded 1,544 in 1965. His total currently ranks tied for fifth in team history.

1,685

With 1,685 scrimmage yards on the season, Chubb is the only player in Browns history to surpass 1,000 scrimmage yards in each of his first two seasons.

ANYTHING BUT AVERAGE

Chubb's career 5.20 rushing average is the highest by a Brown through his first 30 games (minimum of 100 attempts) and is tied for fifth highest by an active NFL running back in the same category.

**ALL-TIME BROWNS RUSHING LEADERS:
AVG THROUGH FIRST 30 CAREER GAMES (MIN. 100 ATT)**

Player	Avg
1. Nick Chubb	5.20
2. Greg Pruitt	4.71
3. Earnest Byner	4.44

**ALL-TIME NFL RUSHING LEADERS:
AVG THROUGH FIRST 30 CAREER GAMES (MIN. 100 ATT) (ACTIVE)**

Player	Avg
1. Jalen Richard	5.36
2. Devin Singletary	5.36
3. Austin Ekeler	5.32
4. Frank Gore	5.25
5t. Nick Chubb	5.20
5t. Gus Edwards	5.20
7. Alvin Kamara	5.17
8. Adrian Peterson	5.16
9. Aaron Jones	5.03
10. Phillip Lindsay	4.98

BIG-PLAY BACK

Chubb is third in the league with 65 rushes for 10-plus yards since 2018 and is third in 2019 with 37. He's also tied for the second-most 10-plus-yard rushing touchdowns (seven) since 2018 tied for the third most in 2019.

2019 NFL RUSHING LEADERS: RUSH 10+ YDS

Player	10+
1. Lamar Jackson	43
2. Derrick Henry	38
3. Nick Chubb	37
4. Ezekiel Elliott	31
5t. Leonard Fournette	30
5t. Chris Carson	30
7. Christian McCaffrey	29
8t. Joe Mixon	25
8t. Josh Jacobs	25
8t. Dalvin Cook	25

2018-19 NFL RUSHING LEADERS: RUSH 10+ YDS

Player	10+
1. Ezekiel Elliott	72
2. Derrick Henry	68
3. Nick Chubb	65
4t. Chris Carson	63
4t. Lamar Jackson	63

2019 NFL RUSHING LEADERS: RUSH TD (10+ YDS)

Player	10+ TD
1. Derrick Henry	6
2. Christian McCaffrey	5
3t. Nick Chubb	4
3t. Raheem Mostert	4
3t. Chase Edmonds	4
6t. Tevin Coleman	3
6t. Marlon Mack	3
6t. Aaron Jones	3

2018-19 NFL RUSHING LEADERS: TD (10+ YDS)

Player	10+ TD
1. Derrick Henry	10
2t. Nick Chubb	7
2t. Melvin Gordon	7
2t. Saquon Barkley	7
5t. Aaron Jones	6
5t. Josh Allen	6
5t. Tevin Coleman	6
5t. Latavius Murray	6
5t. Christian McCaffrey	6
10t. Todd Gurley	5
10t. Raheem Mostert	5

GOING THE EXTRA MILE

Chubb established himself as one of the league's top big-play backs in 2018, continuing the trend in his sophomore season.

2019 NFL RUSHING LEADERS: RUSH (20+ YDS)

Player	20+
1t. Nick Chubb	11
1t. Lamar Jackson	11
3t. Josh Jacobs	8
3t. Chris Carson	8
3t. Carlos Hyde	8

2018-19 NFL RUSHING LEADERS: RUSH (20+ YDS)

Player	20+
1. Nick Chubb	22
2. Saquon Barkley	20
3. Lamar Jackson	19
4t. Todd Gurley	16
4t. Chris Carson	16

2018-19 NFL RUSHING LEADERS: TD (20+ YDS)

Player	20+ TD
1t. Nick Chubb	5
1t. Saquon Barkley	5
3t. Phillip Lindsay	4
3t. Latavius Murray	4
3t. Derrick Henry	4
3t. Tevin Coleman	4
3t. Chase Edmonds	4
3t. Christian McCaffrey	4

BURNING RUBBER

In Week 4, Chubb rushed for 165 yards and three touchdowns, including an 88-yarder. Chubb, who had a 92-yard touchdown run in Week 10 of the 2018 season, joins Bob Hoernschemeyer (two touchdown runs from 1946-47) and Chris Johnson (three from 2008-09) as the only players in league annals with at least two touchdown runs of 85 yards or more in their first two seasons. Also, no other player in the NFL has multiple rushing scores of 85-plus yards, going back to 2016 (two years before Chubb entered the league).

ALL-TIME BROWNS RUSHING LEADERS: LONG

	Player	Date	Lng
1.	Nick Chubb	Nov. 11, 2018	92
2.	Bobby Mitchell	Nov. 28, 2004	90
3.	Nick Chubb	Sept. 29, 2019	88

IN THE NICK OF TIME

Since his rookie season in 2018, Chubb ranks third in the NFL in rushing yards (2,404), tied for third in rushing average (5.20), tied for seventh in rushing touchdowns (16) and third and sixth, respectively, in rushing long (92 and 88).

2018-19 NFL RUSHING LEADERS: YDS

	Player	Yds
1.	Ezekiel Elliott	2,622
2.	Christian McCaffrey	2,405
3.	Nick Chubb	2,404

2018-19 NFL RUSHING LEADERS: AVG (MIN. 200 ATT)


	Player	Avg
1.	Lamar Jackson	5.88
2.	Matt Breida	5.22
3t.	Nick Chubb	5.20
3t.	Gus Edwards	5.20

2018-19 NFL RUSHING LEADERS: TD

	Player	TD
1.	Todd Gurley	27
2.	Derrick Henry	25
3.	Aaron Jones	22
4.	Christian McCaffrey	21
5t.	Josh Allen	17
5t.	Ezekiel Elliott	17
7t.	Nick Chubb	16
7t.	James Conner	16
7t.	Mark Ingram	16
7t.	Chris Carson	16

2018-19 NFL RUSHING LEADERS: LONG

	Player	Lng
1.	Derrick Henry	99
2.	Lamar Miller	97
3.	Nick Chubb	92
4.	Damien Williams	91
5.	Adrian Peterson	90
6.	Nick Chubb	88



53 | LB JOE SCHOBERT

SCHO OFF

This season, LB Joe Schobert's 116 total tackles place him 10th in the league.

Also, in Week 4, he tied for the most tackles (16) in a game by a Browns player since Christian Kirksey in 2017.

2019 NFL DEFENSIVE LEADERS: TOT TACKLES

	Player	Tot
1.	Blake Martinez	140
2.	Bobby Wagner	139
3t.	Luke Kuechly	131
3t.	Jordan Hicks	131
5.	Zach Cunningham	128
6t.	Jaylon Smith	125
6t.	Budda Baker	125
8.	Cory Littleton	124
9.	De'Vondre Campbell	117
10.	Joe Schobert	116

Since 2017, Schobert has been one of the NFL's toughest defenders to get past, totaling 361 tackles (fourth).

2017-19 NFL DEFENSIVE LEADERS: TOT TACKLES

	Player	Tot
1.	Blake Martinez	426
2.	Bobby Wagner	410
3.	Luke Kuechly	386
4.	Joe Schobert	361
5.	Demario Davis	340

SCHOSTOPPER

Schobert's 2019 production goes beyond tackling, tying for eighth in the NFL in interceptions with four (tied for first among LBs). He's also tied for fourth among LBs in passes defended with nine.

2019 NFL DEFENSIVE LEADERS: INT

Player	Tot
1t. Tre'Davious White	6
1t. Stephon Gilmore	6
3t. Anthony Harris	5
3t. Minkah Fitzpatrick	5
3t. Devin McCourty	5
3t. J.C. Jackson	5
3t. Marcus Peters	5
8t. Joe Schobert	4
8t. 10 Others	4

2019 NFL DEFENSIVE LEADERS: INT (LB)

Player	Tot
1t. Joe Schobert	4
1t. Darius Leonard	4
3t. Jamie Collins	3
3t. K.J. Wright	3
3t. Jordan Hicks	3

2019 NFL DEFENSIVE LEADERS: PD (LB)

Player	Tot
1. Eric Kendricks	12
2. Luke Kuechly	11
3. K.J. Wright	10
4t. Joe Schobert	9

THE ONE AND ONLY

Schobert is currently the only 2019 player in the NFL to have at least 110 total tackles, two sacks, four interceptions and two forced fumbles.

Additionally, he's just one of three players all time to have recorded those numbers (first since 2013) and is the second player in history to have notched those statistics in just the first 14 games of a season.

JOE THE SCHO

Schobert had a career month in November, leading all NFL players with four interceptions and became the sixth LB in NFL history to have at least two interceptions in consecutive games and the first to accomplish the feat since Cato June in 2005. He also became the fourth LB in NFL history to record four interceptions in the month of November and first since Stan White in 1975. During 21-7 victory against Pittsburgh, became first NFL linebacker with a sack and two picks in a game since Lavonte David in 2013.

NOT YOUR AVERAGE JOE

Through the first four years of a Browns player's career, Schobert already ranks third with 376 total tackles. Additionally, his seven forced fumbles are tied for first, while his 20 passes defended (first) and his 8.5 sacks (tied for seventh) are both top-10 marks by a Browns linebacker in the same category. His six career interceptions also rank No. 1.

ALL-TIME BROWNS DEFENSIVE LEADERS: TOT TACKLES IN FIRST FOUR YEARS

Player	Tot
1. Christian Kirksey	409
2. D'Qwell Jackson	400
3. Joe Schobert	376

ALL-TIME BROWNS DEFENSIVE LEADERS: FF IN FIRST FOUR YEARS

Player	Tot
1t. Joe Schobert	7
1t. Courtney Brown	7
1t. Kamerion Wimbley	7
1t. Jabaal Sheard	7
5t. Myles Garrett (third year)	5
5t. Daylon McCutcheon	5
5t. T.J. Ward	5
5t. Kaluka Maiava	5
5t. Wali Rainer	5

ALL-TIME BROWNS DEFENSIVE LEADERS: PD IN FIRST FOUR YEARS (LB)

Player	Tot
1. Joe Schobert	20
2. Andra Davis	19
3. Craig Robertson	15
4t. Christian Kirksey	11
4t. Barkevious Mingo	11
4t. D'Qwell Jackson	11

ALL-TIME BROWNS DEFENSIVE LEADERS: SACKS IN FIRST FOUR YEARS (LB)

Player	Tot
1. Kamerion Wimbley	26.5
2. Chip Banks	23
3. Christian Kirksey	11.5
4. Marcus Benard	11
5. Chaun Thompson	9.5
6. Joe Schobert	8.5

ALL-TIME BROWNS DEFENSIVE LEADERS: INT IN FIRST FOUR YEARS

Player	Tot
1t. Joe Schobert	6
1t. Craig Robertson	6

Schobert is currently the only player in NFL with 300-plus tackles (342), two-plus interceptions (six), five-plus sacks (eight) and five-plus forced fumbles (seven) since 2017.



80 | WR JARVIS LANDRY

LANDRY IN 2019

WR Jarvis Landry's 1,018 receiving yards this season are the AFC's sixth-best tally, while the total is also the fifth most by a Brown through 14 games in a season. Landry became the first Brown to eclipse the 1,000-yard receiving mark since Terrelle Pryor in 2015 in Week 15. His 1,018 receiving yards this season are the most by a Brown since Josh Gordon (1,646) in 2013 and ranks 10th in team history.

Landry is also the first Browns WR to record at least two consecutive seasons with 70-plus receptions, joining TEs Ozzie Newsome (1983-84) and Kellen Winslow (2006-07) as the only Browns to accomplish the feat. His 74 receptions this season are tied for the 12th most by a Brown in a season.

ALL-TIME BROWNS RECEIVING LEADERS: REC YDS IN A SEASON

Player	Yds
1. Josh Gordon	1,646
2. Braylon Edwards	1,289
3. Webster Slaughter	1,236
4. Mac Speedie	1,146
5. Kellen Winslow	1,106
6. Kevin Johnson	1,097
7. Paul Warfield	1,067
8. Gary Barnidge	1,043
9. Mac Speedie	1,028
10. Jarvis Landry	1,018

ALL-TIME BROWNS RECEIVING LEADERS: REC YDS (GAMES 1-14)

Player	Yds
1. Josh Gordon	1,467
2. Braylon Edwards	1,170
3. Webster Slaughter	1,153
4. Paul Warfield	1,067
5. Jarvis Landry	1,018

CATCHING ON QUICKLY

With 481 career receptions through his fifth year, Landry broke the NFL record for most catches in the first five years of a career against the Ravens in Week 5 of 2018. In addition to shattering the record for most receptions through the first four years of a career in 2017 (400), Landry ranks second for most receptions during the first two years of a career (194) and tied for most in the first three years of a career (288) with Beckham Jr. In Week 11, Landry broke DeAndre Hopkins' record for most receptions in the first six years of a player's career (528).

ALL-TIME NFL RECEIVING LEADERS: REC IN FIRST SIX YEARS OF A CAREER

Player	Rec
1. Jarvis Landry	555
2. DeAndre Hopkins	528
3. Antonio Brown	526

LEADING LANDRY

Landry finished 2018 with 81 receptions for 976 yards and four touchdowns. After posting a league-best 112 receptions for 987 yards and a career-best nine touchdowns in 2017, Landry is eighth among all NFL players in receptions (267) since that time.

2017-19 NFL RECEIVING LEADERS: REC

Player	G	Tgt	Rec
1. Michael Thomas	46	455	362
2. DeAndre Hopkins	45	478	310
3. Keenan Allen	46	424	289
4. Julio Jones	45	447	283
5. Christian McCaffrey	46	354	281
6. Zach Ertz	44	395	274
7. Travis Kelce	45	394	272
8. Jarvis Landry	46	433	267

TWO AT A TIME

Since Week 2 of his rookie season in 2014, Landry has caught at least two passes in 93 consecutive games. His streak is the best in the NFL since 2014 and is the longest that's active.

ALL-TIME NFL RECEIVING LEADERS: CONSECUTIVE GAMES WITH 2+ REC (ACTIVE STREAK)

Player	Tot	Streak
1. Jarvis Landry	93	Sept. 14, 2014-Pres.
2. Odell Beckham Jr.	73	Oct. 5, 2014-Pres.
3. Michael Thomas	61	Sept. 11, 2016-Pres.

ALL-TIME NFL RECEIVING LEADERS: CONSECUTIVE GAMES WITH 2+ REC

Player	Tot	Streak
1. Tim Brown	147	Oct. 10, 1993-Oct. 27, 2002
2. Jerry Rice	146	Sept. 8, 1991-Sept. 9, 2001
3. Antonio Brown	116	Oct. 23, 2011-Pres.
4. Marvin Harrison	110	Oct. 20, 1996-Nov. 2, 2003
5. Larry Fitzgerald	97	Nov. 21, 2004-Dec. 19, 2010
6. Jarvis Landry	93*	Sept. 14, 2014-Pres.

*Active

1ST-AND-JUICE

Since 2014, Landry is sixth in the NFL in receptions caught for first downs (314).

2014-19 NFL RECEIVING LEADERS: 1ST-DOWN

	Player	G	Tgt	Rec	1st
1.	Julio Jones	90	942	606	443
2.	DeAndre Hopkins	93	948	575	413
3.	Antonio Brown	77	867	580	369
4.	Mike Evans	90	836	462	367
5.	Travis Kelce	93	701	496	322
6.	Jarvis Landry	94	842	555	314
7.	Larry Fitzgerald	92	767	524	304
8t.	Odell Beckham Jr.	73	743	457	292
8t.	Demaryius Thomas	90	792	484	292
10	T.Y. Hilton	84	701	410	290

DOUBLE TROUBLE

Since his sophomore season in 2015, Landry has reeled in double-digit receptions in nine games, tied for the league's fifth-best total in that span. He's also caught 11 passes or more in four games, tied for seventh in the NFL.

2015-19 NFL RECEIVING LEADERS: GAMES WITH 10+ REC

	Player	Tot
1.	Michael Thomas	17
2.	Antonio Brown	16
3.	Julio Jones	12
4.	Zach Ertz	10
5t.	Jarvis Landry	9
5t.	Larry Fitzgerald	9
5t.	DeAndre Hopkins	9
8t.	Davante Adams	8
8t.	Keenan Allen	8
8t.	Christian McCaffrey	8
10.	Amari Cooper	7

2015-19 NFL RECEIVING LEADERS: GAMES WITH 11+ REC

	Player	Tot
1.	Michael Thomas	10
2.	Antonio Brown	9
3t.	Keenan Allen	7
3t.	Julio Jones	7
5.	Zach Ertz	6
6.	Christian McCaffrey	5
7t.	Jarvis Landry	4
7t.	Amari Cooper	4
7t.	Stefon Diggs	4
7t.	DeAndre Hopkins	4
7t.	Adam Thielen	4

THIRD DOWN'S A CHARM

Landry has proven to be a go-to target on third downs since 2017, with his 68 receptions being one of the best numbers in the league in that span—no different than when he entered the league in 2014.

2017-19 NFL RECEIVING LEADERS: 3RD-DOWN REC

	Player	G	Tgt	Rec
1t.	Michael Thomas	45	113	81
1t.	Keenan Allen	46	135	81
3.	Julio Jones	45	120	78
4.	DeAndre Hopkins	45	124	75
5.	Adam Thielen	41	117	74
6.	Jarvis Landry	46	115	68
7.	Cooper Kupp	37	95	65
8.	James White	43	95	64
9t.	Robert Woods	41	89	62
9t.	Larry Fitzgerald	46	109	62

2016-19 NFL RECEIVING LEADERS: 3RD-DOWN REC

	Player	G	Tgt	Rec
1.	DeAndre Hopkins	61	173	103
2.	Michael Thomas	60	140	98
3t.	Jarvis Landry	62	150	94
3t.	Adam Thielen	57	146	94
5.	Julio Jones	59	140	90

2015-19 NFL RECEIVING LEADERS: 3RD-DOWN REC

	Player	G	Tgt	Rec
1.	DeAndre Hopkins	77	225	133
2.	Julio Jones	75	185	118
3.	Jarvis Landry	78	193	115
4.	Antonio Brown	61	186	111
5.	Golden Tate	72	185	110

2014-19 NFL RECEIVING LEADERS: 3RD-DOWN REC

	Player	G	Tgt	Rec
1.	DeAndre Hopkins	93	264	156
2.	Antonio Brown	77	240	147
3.	Julio Jones	90	232	146
4.	Golden Tate	88	234	144
5.	Jarvis Landry	94	222	137
6.	Demaryius Thomas	90	226	128
7t.	Odell Beckham Jr.	73	209	125
7t.	Travis Kelce	93	177	125
9.	Larry Fitzgerald	92	213	124
10t.	Cole Beasley	93	169	120
10t.	Keenan Allen	69	197	120
10t.	Mike Evans	90	228	120

26

Landry celebrated his 27th birthday on Nov. 28, but before that, he became first all time in receptions by a player who is 26 or younger (540). He's also ranked fourth by a player who is 25 or younger (400) and tied for fifth with Beckham Jr. by a player who is 24 or younger (288).

TOP TIER

Since entering the league in 2014, Landry ranks among the NFL's best in the following categories:

2014-19 RECEIVING LEADERS: REC

Player	Rec
1. Julio Jones	606
2. Antonio Brown	580
3. DeAndre Hopkins	575
4. Jarvis Landry	555
5. Larry Fitzgerald	524
6. Travis Kelce	496
7. Zach Ertz	485
8t. Demaryius Thomas	484
8t. Golden Tate	484
10. Mike Evans	462
11. Odell Beckham Jr.	457

2014-19 RECEIVING LEADERS: TGT

Player	Tgt
1. DeAndre Hopkins	948
2. Julio Jones	942
3. Antonio Brown	867
4. Jarvis Landry	842
5. Mike Evans	836
6. Demaryius Thomas	792
7. Larry Fitzgerald	767
8. Odell Beckham Jr.	743
9. Golden Tate	706
10. Zach Ertz	702

2014-19 RECEIVING LEADERS: REC/G

Player	Rec/G
1. Antonio Brown	7.5
2. Michael Thomas	7.4
3. Julio Jones	6.7
4t. Julian Edelman	6.4
4t. Keenan Allen	6.4
6. Odell Beckham Jr.	6.3
7. DeAndre Hopkins	6.2
8. Christian McCaffrey	6.1
9. Jarvis Landry	5.9
10. Larry Fitzgerald	5.7

ON THE ROAD

With two 13-plus reception games in away stadiums for his career, Landry ties for No. 2 all time in the category. Landry's overall total number of games with double-digit receptions in the same category (seven) is tied for the 10th-best tally in NFL history.

5 AND 50

In his first six seasons, Landry has recorded at least five receptions and 50 receiving yards in 51 games. The tally is tied for fifth in the league since 2014.

2014-19 NFL RECEIVING LEADERS: GAMES WITH 5+ REC AND 50+ REC YDS.

Player	Tot
1. Julio Jones	69
2. DeAndre Hopkins	65
3. Antonio Brown	61
4. Demaryius Thomas	53
5t. Jarvis Landry	51
5t. Larry Fitzgerald	51
7t. Odell Beckham Jr.	48
7t. Travis Kelce	48

YAC ATTACK

Landry, along with Beckham Jr., have been two of the league's most-elite receivers in yards after catch since they entered the NFL in 2014.

2014-19 NFL RECEIVING LEADERS: YAC

Player	YAC
1. Travis Kelce	2,976
2. Julio Jones	2,818
3. Jarvis Landry	2,752
4. Golden Tate	2,713
5. Antonio Brown	2,592
6. Randall Cobb	2,295
7. Odell Beckham Jr.	2,226
8. Larry Fitzgerald	2,045
9. DeAndre Hopkins	2,009
10. T.Y. Hilton	1,997

JARVIS IN NOVEMBER

Last month, Landry led all NFL players with five receiving touchdowns and led all AFC players with 35 receptions. He also finished third among AFC players with 415 receiving yards and became the first Brown with a touchdown catch in four consecutive games since Gary Barnidge in 2015 and the first Browns WR to accomplish the feat since Josh Gordon in 2013. Landry Helped lead the Browns to a 3-2 record in the month of November, the team's most wins in November since 2014.

2019 AFC NORTH STANDINGS

	Overall	Division
Baltimore	12-2-0	3-1-0
Pittsburgh	8-6-0	3-2-0
Cleveland	6-8-0	3-1-0
Cincinnati	1-13-0	0-4-0

ROAD RAGE

Landry, combined with Beckham Jr., have produced some of the league's best receiving numbers on the road since 2014.

2014-19 NFL RECEIVING LEADERS: YDS (AWAY)

Player	Yds
1. Julio Jones	4,604
2. DeAndre Hopkins	4,039
3. Mike Evans	3,898
4. Antonio Brown	3,725
5. Travis Kelce	3,089
6. Jarvis Landry	3,083
7. T.Y. Hilton	3,057
8. Odell Beckham Jr.	3,018
9. Demaryius Thomas	2,980
10. Emmanuel Sanders	2,842

2014-19 NFL RECEIVING LEADERS: REC (AWAY)

Player	Rec
1. Julio Jones	324
2. Jarvis Landry	302
3. DeAndre Hopkins	292
4. Antonio Brown	290
5. Travis Kelce	245
6. Demaryius Thomas	243
7. Larry Fitzgerald	237
8. Golden Tate	234
9. Mike Evans	232
10. Odell Beckham Jr.	223

2014-19 NFL RECEIVING LEADERS: TD (AWAY)

Player	TD
1. Mike Evans	27
2. Davante Adams	23
3t. Odell Beckham Jr.	22
3t. Antonio Brown	22

2014-19 NFL RECEIVING LEADERS: REC/G (AWAY)

Player	Rec/G
1. Antonio Brown	7.3
2. Michael Thomas	7.1
3. Julio Jones	7.0
4. Julian Edelman	6.5
5. Jarvis Landry	6.4
6. DeAndre Hopkins	6.3
7. Odell Beckham Jr.	6.2

2014-19 NFL RECEIVING LEADERS: 1ST DOWNS (AWAY)

Player	1st
1. Julio Jones	226
2. DeAndre Hopkins	210
3. Mike Evans	192
4. Antonio Brown	179
5. Jarvis Landry	163
6. Alshon Jeffery	156
7. Travis Kelce	151
8. Demaryius Thomas	146
9. Odell Beckham Jr.	143
10. Emmanuel Sanders	139

A HANDFUL OF CATCHES

Landry has registered at least five catches in 65 career games, the best mark all time among players in their first six seasons. Additionally, he's tied for third in the NFL since 2014.

2014-19 NFL RECEIVING LEADERS: GAMES WITH 5+ REC

Player	Tot
1. DeAndre Hopkins	72
2. Julio Jones	69
3t. Jarvis Landry	65
3t. Antonio Brown	65

ALL-TIME NFL RECEIVING LEADERS: GAMES WITH 5+ REC (FIRST SIX YEARS)

Player	Tot
1t. Jarvis Landry	65
1t. DeAndre Hopkins	63
3. Antonio Brown	61
4t. Larry Fitzgerald	59
4t. Torry Holt	59
6t. Randy Moss	58
6t. Sterling Sharpe	58
8. Marvin Harrison	57
9. A.J. Green	56
10t. Julio Jones	55
10t. Brandon Marshall	55

500 CLUB

With 555 career receptions, Landry is one of just five players to have 500-plus catches since 2014, including Antonio Brown (580), Julio Jones (606), Larry Fitzgerald (524) and DeAndre Hopkins (575).

ELITE COMPANY

After playing in his 85th career game in Week 5, Landry totaled 503 receptions in his six-year career, joining the likes of Anquan Boldin (80), Julio Jones (80) and Antonio Brown (84) as the only players in NFL history to reach 500 catches in 85 games or fewer.

Landry was 26 years, 313 days old when he reached 500 receptions. Just two other players reached 500 receptions at a younger age in league history: Larry Fitzgerald (26 years, 90 days) and DeAndre Hopkins (26 years, 192 days).

HOW TO WATCH THE BROWNS

CLEVELAND BROWNS TELEVISION PROGRAMMING | NEWS 5

Game Day Programming

- Browns Countdown, presented by Elk & Elk (1:30 prior to the game) News 5 (WEWS)

Online Programming

- Building the Browns, Youtube (every three weeks)



13 | WR ODELL BECKHAM JR.

CAN'T STOP, WON'T STOP

In Week 2, Beckham Jr. caught an 89-yard touchdown pass, the longest of his career. The play is the fifth-longest play and touchdown from scrimmage this season.

2019 NFL YARDAGE LEADERS: LONGEST PLAYS/TD FROM SCRIM

Player	Scrim Yds
1. Olamide Zaccheaus	93
2. Robby Anderson	92
3t. Damien Williams	91
3t. A.J. Brown	91
5. Odell Beckham Jr.	89

BEND IT LIKE BECKHAM JR.

Since entering the league in 2014, WR Odell Beckham Jr. is sixth in the league with an average of 6.3 catches per game, third with 87.5 receiving yards per game, fourth with 46 receiving touchdowns, sixth in receiving yards (6,386) and tied for eighth in receiving first downs (292).

2014-19 NFL RECEIVING LEADERS: REC/G

Player	Rec/G
1. Antonio Brown	7.5
2. Michael Thomas	7.4
3. Julio Jones	6.7
4t. Julian Edelman	6.4
4t. Keenan Allen	6.4
6. Odell Beckham Jr.	6.3
7. DeAndre Hopkins	6.2
8. Christian McCaffrey	6.1
9. Jarvis Landry	5.9
10. Larry Fitzgerald	5.7

His 87.5 receiving yards per game are the second-highest average in history (minimum 10 games played) behind Atlanta's Julio Jones (95.5).

ALL-TIME NFL RECEIVING LEADERS: YDS/G (MIN. 10 GAMES PLAYED)

Player	Yds/G
1. Julio Jones	95.8
2. Odell Beckham Jr.	87.5
3. Michael Thomas	86.9

2014-19 NFL RECEIVING LEADERS: YDS/G

Player	Yds/G
1. Julio Jones	101.62
2. Antonio Brown	100.0
3. Odell Beckham Jr.	87.5

2014-19 NFL RECEIVING LEADERS: TD

Player	TD
1. Antonio Brown	60
2. DeAndre Hopkins	52
3. Mike Evans	48
4. Odell Beckham Jr.	46
5. Davante Adams	43

2014-19 NFL RECEIVING LEADERS: YDS

Player	Yds
1. Julio Jones	9,144
2. DeAndre Hopkins	7,777
3. Antonio Brown	7,702
4. Mike Evans	7,260
5. T.Y. Hilton	6,531
6. Odell Beckham Jr.	6,386
7. Travis Kelce	6,367
8. Demaryius Thomas	6,065
9. Jarvis Landry	6,032
10. Emmanuel Sanders	5,777

2014-19 NFL RECEIVING LEADERS: 1ST DOWNS

Player	1st
1. Julio Jones	443
2. DeAndre Hopkins	413
3. Antonio Brown	369
4. Mike Evans	367
5. Travis Kelce	322
6. Jarvis Landry	314
7. Larry Fitzgerald	304
8t. Demaryius Thomas	292
8t. Odell Beckham Jr.	292
10. T.Y. Hilton	290

FEELIN' LIKE A THOUSAND YARDS

Beckham Jr. has exceeded 1,000 receiving yards in four of his first five seasons, missing only 2017, when ankle injuries limited him to four games. He's one of only 14 players in history to accomplish the feat in his first five NFL seasons and is one just seven active players to do so. His four 1,000-yard seasons are currently tied for 10th all time as he works toward his fifth 1,000-yard season in six years.

**ALL-TIME NFL RECEIVING LEADERS:
1,000 YDS IN FIRST SIX CAREER SEASONS**

Player	Years	Tot
1. Randy Moss	1998-2003	6
2t. Lance Alworth	1963-67	5
2t. Marques Colston	2006-11	5
2t. Mike Evans	2014-19	5
2t. A.J. Green	2011-15	5
2t. Torry Holt	2000-04	5
2t. Chad Johnson	2002-06	5
2t. Brandon Marshall	2007-11	5
2t. Jerry Rice	1986-90	5
10t. Odell Beckham Jr.	2014-19	4
10t. 20 Others		4

**ALL-TIME NFL RECEIVING LEADERS:
1,000 YDS IN FIRST SIX CAREER SEASONS (ACTIVE)**

Player	Years	Tot
1t. Mike Evans	2014-19	5
1t. A.J. Green	2011-15	5
1t. Brandon Marshall	2007-11	5
4t. Odell Beckham Jr.	2014-19	4
4t. Nine Others		4

2014-19 NFL RECEIVING LEADERS: 1,000-YRD SEASONS

Player	Tot
1t. Mike Evans	6
1t. Julio Jones	6
3t. Antonio Brown	5
3t. DeAndre Hopkins	5
5t. Odell Beckham Jr.	4
5t. Brandin Cooks	4
5t. Amari Cooper	4
5t. T.Y. Hilton	4
5t. Michael Thomas	4

125+

Among active players, Beckham Jr. is fifth with 17 games of 125-plus receiving yards. The total ranks second behind Jones among active players in their first six years and is tied for fifth in league history in the same span.

**ALL-TIME NFL RECEIVING LEADERS:
GAMES WITH 125+ YARDS (ACTIVE)**

Player	Tot
1. Julio Jones	31
2. Larry Fitzgerald	25
3. T.Y. Hilton	19
4. DeSean Jackson	18
5. Odell Beckham Jr.	17
6. A.J. Green	16

**ALL-TIME NFL RECEIVING LEADERS:
GAMES WITH 125+ YARDS IN FIRST SIX CAREER SEASONS (ACTIVE)**

Player	Tot
1. Julio Jones	21
2. Odell Beckham Jr.	17
3t. A.J. Green	15
3t. T.Y. Hilton	15
5. Mike Evans	14
6. Larry Fitzgerald	13
7. Amari Cooper	12
8t. DeAndre Hopkins	11
8t. DeSean Jackson	11
10. Keenan Allen	10

**ALL-TIME NFL RECEIVING LEADERS:
GAMES WITH 125+ YARDS IN FIRST SIX CAREER SEASONS**

Player	Tot
1. Randy Moss	23
2. Lance Alworth	22
3. Julio Jones	21
4. Calvin Johnson	19
5t. Odell Beckham Jr.	17
5t. Jerry Rice	17
7. Torry Holt	16
8t. A.J. Green	15
8t. Marvin Harrison	15
8t. T.Y. Hilton	15

100+

Beckham Jr.'s 26 career games with 100-plus yards are fifth among active players in their first six seasons and are fourth among all players since 2014.

**ALL-TIME NFL RECEIVING LEADERS:
GAMES WITH 100+ YARDS IN FIRST SIX CAREER SEASONS (ACTIVE)**

Player	Tot
1. Julio Jones	35
2. Demaryius Thomas	29
3t. A.J. Green	28
3t. T.Y. Hilton	28
5. Odell Beckham Jr.	26
6. DeAndre Hopkins	25

2014-19 NFL RECEIVING LEADERS: GAMES WITH 100+ YARDS

Player	Tot
1. Julio Jones	41
2. Antonio Brown	34
3. DeAndre Hopkins	28
4. Odell Beckham Jr.	26

Since 2014, Beckham Jr.'s 13 games with 140-plus receiving yards are third in the league, while his six games with 150-plus yards rank tied for sixth. Additionally, his four games with 160-plus yards are tied for eighth, his two games with 170-plus yards are tied for ninth and his two games with 180-plus yards rank tied for seventh.

TRIPLE THREAT

Beckham Jr. has a streak of 60 straight games with at least three catches. It was third all time when it ended in Week 4 of this season.

**ALL-TIME NFL RECEIVING LEADERS:
CONSECUTIVE GAMES WITH 3+ REC**

Player	Tot	Streak
1. Reggie Wayne	82	Sept. 13, 2009-Nov. 30, 2014
2. Antonio Brown	76	Sept. 8, 2013-Dec. 10, 2017
3. Odell Beckham Jr.	60	Oct. 19, 2014-Sept. 29, 2019
4. Cris Carter	58	Dec. 12, 1993-Oct. 5, 1997
5. Torry Holt	53	Nov. 21, 2004-Dec. 30, 2007

A PERFECT 10

Since 2014, Beckham Jr. has posted eight games with at least 10 receptions, tied for ninth in the NFL during that span.

**2014-19 NFL RECEIVING LEADERS:
GAMES WITH 10+ REC**

Player	Tot
1. Antonio Brown	20
2. Michael Thomas	17
3. Julio Jones	15
4. Zach Ertz	11
5. Keenan Allen	10
6t. Jarvis Landry	9
6t. Larry Fitzgerald	9
6t. DeAndre Hopkins	9
9t. Odell Beckham Jr.	8
9t. Davante Adams	8
9t. Christian McCaffrey	8

2019 AWARDS AND HONORS

S JUSTON BURRIS

- 2019 Ed Block Courage Award Recipient

RB NICK CHUBB

- AFC Offensive Player of the Week (Week 4)
- FedEx Ground Player of the Week (Week 4)
- 2019 Art Rooney Sportsmanship Award Nominee

GM JOHN DORSEY

- 2019 Salute to Service Team Nominee

P JAMIE GILLAN

- AFC Special Teams Player of the Week (Week 2)
- AFC Special Teams Player of the Month (September)

WR JARVIS LANDRY

- 2019 Walter Payton NFL Man of the Year Team Nominee

LB JOE SCHOBERT

- AFC Defensive Player of the Week (Week 12)

LB MACK WILSON

- Maurice Bassett Award (most outstanding rookie in training camp as voted by local media)

COMING UP IN THE CLUTCH

Beckham Jr. has proven to be a reliable go-to WR when it counts since he entered the NFL, placing third in the league with 18 fourth-quarter touchdown receptions, fifth in yards (1,952), fifth in 20-plus-yard receptions (30) and seventh in receptions (129).

**2014-19 NFL RECEIVING LEADERS:
4TH QUARTER TDs**

Player	TD
1. Antonio Brown	21
2. DeAndre Hopkins	20
3. Odell Beckham Jr.	18
4. Dez Bryant	14
5t. Mike Evans	13
5t. Julio Jones	13
5t. Michael Thomas	13
8t. John Brown	12
8t. Kyle Rudolph	12
8t. Jimmy Graham	12
8t. Doug Baldwin	12

**2014-19 NFL RECEIVING LEADERS:
4TH QUARTER YDS**

Player	Yds
1. DeAndre Hopkins	2,525
2. Julio Jones	2,360
3. Antonio Brown	2,204
4. Mike Evans	1,971
5. Odell Beckham Jr.	1,952
6. Jarvis Landry	1,748

**2014-19 NFL RECEIVING LEADERS:
4TH QUARTER REC (20+ YDS)**

Player	20+
1. DeAndre Hopkins	41
2t. Antonio Brown	35
2t. Julio Jones	35
4. Mike Evans	31
5. Odell Beckham Jr.	30
6t. Allen Robinson	22
6t. T.Y. Hilton	22
8t. Brandin Cooks	21
8t. Tyler Lockett	21
8t. Jarvis Landry	21

**2014-19 NFL RECEIVING LEADERS:
4TH QUARTER REC**

Player	Rec
1. DeAndre Hopkins	166
2. Jarvis Landry	164
3. Julio Jones	148
4. Antonio Brown	147
5. Larry Fitzgerald	146
6. Michael Thomas	133
7. Odell Beckham Jr.	129
8. Golden Tate	127
9t. Mike Evans	119
9t. Zach Ertz	119

CLASS ACT

Among the 2014 NFL Draft class, Beckham Jr. and Landry rank among the best in multiple categories.

2014-19 NFL RECEIVING LEADERS: REC (2014 DRAFT CLASS)

Player	G	Rec
1. Jarvis Landry	94	555
2. Mike Evans	90	462
2t. Odell Beckham Jr.	73	457

2014-19 NFL RECEIVING LEADERS: YDS (2014 DRAFT CLASS)

Player	G	Yds
1. Mike Evans	90	7,260
2. Odell Beckham Jr.	73	6,386
3. Jarvis Landry	94	6,032

2014-19 NFL RECEIVING LEADERS: TGT (2014 DRAFT CLASS)

Player	G	Tgt
1. Jarvis Landry	94	842
2. Mike Evans	90	836
3. Odell Beckham Jr.	73	743

2014-19 NFL RECEIVING LEADERS: TD (2014 DRAFT CLASS)

Player	G	TD
1. Mike Evans	90	48
2. Odell Beckham Jr.	73	46
3. Davante Adams	84	43
4t. Brandin Cooks	8865	33
4t. Allen Robinson	70	33
6t. Jarvis Landry	94	31
6t. Sammy Watkins	74	31

2014-19 NFL RECEIVING LEADERS: YDS/G (2014 DRAFT CLASS)

Player	G	Yds/G
1. Odell Beckham	73	87.5
2. Mike Evans	90	80.7
3. Allen Robinson	70	66.1
4. Brandin Cooks	86	65.7
5. Jarvis Landry	94	64.2

2014-19 NFL SCORING LEADERS: PTS (2014 DRAFT CLASS)

Player	G	Pts
1. Mike Evans	90	302
2. Odell Beckham Jr.	73	276
3. Davante Adams	84	266
4. Devonta Freeman	75	246
5. Brandin Cooks	86	212
6. Jarvis Landry	94	208
7. Carlos Hyde	78	206
8. Allen Robinson	70	202
9t. James White	76	188
9t. Sammy Watkins	74	188

2014-19 NFL YARDAGE LEADERS: SCRIMM YDS (2014 DRAFT CLASS)

Player	G	Scrim Yds
1. Mike Evans	90	7,260
2. Odell Beckham Jr.	73	6,470
3. Jarvis Landry	94	6,221
4. Brandin Cooks	86	5,932
5. Devonta Freeman	75	5,787

2014-19 NFL YARDAGE LEADERS: ALL-PURPOSE YDS (2014 DRAFT CLASS)

Player	G	A-P Yds
1. Jarvis Landry	94	8,380
2. Mike Evans	90	7,257
3. Odell Beckham Jr.	73	6,807
4. Brandin Cooks	86	5,993
5. Devonta Freeman	75	5,787

BIG-PLAY OBJ

Beckham Jr.'s 86 catches of 20-plus yards since 2014 rank seventh in the league since that time, despite playing in at least six fewer games than the rest of the top-10 players in the category.

2014-19 NFL RECEIVING LEADERS: REC (20+)

Player	20+
1. Julio Jones	147
2. DeAndre Hopkins	112
3. Antonio Brown	111
4. Mike Evans	108
5. T.Y. Hilton	106
6. Travis Kelce	89
7. Odell Beckham Jr.	86
8. Brandin Cooks	85
9. Emmanuel Sanders	82
10. Rob Gronkowski	79

10 TO A HUNDRED

Among all active players, Beckham Jr.'s seven career games with a minimum of 10 receptions for 100 yards rank tied for eighth.

ALL-TIME NFL RECEIVING LEADERS: GAMES WITH 10+ REC AND 100+ YDS (ACTIVE)

Player	Tot
1. Julio Jones	17
2. Michael Thomas	14
3. Larry Fitzgerald	12
4t. Keenan Allen	10
4t. A.J. Green	10
6t. Zach Ertz	9
6t. DeAndre Hopkins	9
8t. Odell Beckham Jr.	7
8t. Amari Cooper	7
10. Jason Witten	6

5+1

With 25 games of five-plus catches and at least one touchdown reception, Beckham Jr. ranks fifth in that span.

**2014-19 NFL RECEIVING LEADERS:
GAMES WITH 5+ REC AND 1+ TDs**

Player	Tot
1. Antonio Brown	39
2. DeAndre Hopkins	31
3. Mike Evans	29
4. Julio Jones	28
5. Odell Beckham Jr.	25
6t. Davante Adams	24
6t. Michael Thomas	24
8t. Jarvis Landry	23
8t. Travis Kelce	23
8t. Demaryius Thomas	23

In the same category, Beckham Jr. ranks tied for third in number of games with at least five catches and at least a pair of receiving touchdowns.

**2014-19 NFL RECEIVING LEADERS:
GAMES WITH 5+ REC AND 2+ TDs**

Player	Tot
1. Antonio Brown	14
2. DeAndre Hopkins	9
3t. Odell Beckham Jr.	8
3t. Mike Evans	8
5t. Davante Adams	7
5t. Tyreek Hill	7
5t. Julio Jones	7
5t. Jordy Nelson	7
5t. Allen Robinson	7
10t. Brandin Cooks	6
10t. Jordan Reed	6
10t. Emmanuel Sanders	6
10t. Sammy Watkins	6

BROWNS ROOKIE PRO BOWLERS

• Denzel Ward	CB	2018
• Joe Thomas	OL	2007
• Chip Banks	LB	1983
• Greg Pruitt	KR	1973
• Paul Warfield	WR	1965
• Jim Brown	RB	1957

JUST PASSING BY

With 126 career passing yards, Beckham Jr. is third in the NFL since 2014 among non-QBs and is tied for second in passing touchdowns (two).

2014-19 NFL PASSING LEADERS: YDS (NON-QBs)

Player	Yds
1. Johnny Hekker	142
2. Mohamed Sanu	135
3. Odell Beckham Jr.	126
4. Julian Edelman	90
5. Jarvis Landry	72

2014-19 NFL PASSING LEADERS: TDs (NON-QBs)

Player	TD
1. Mohamed Sanu	3
2t. Odell Beckham Jr.	2
2t. Cecil Shorts	2
2t. Tarik Cohen	2
2t. Emmanuel Sanders	2

FIRST 60

After playing his 60th career game in Week 1, Beckham Jr. became the all-time leading WR in receptions (397) in a player's first 60 games. Michael Thomas broke the record in Week 10 this season.

**ALL-TIME NFL RECEIVING LEADERS:
MOST REC IN FIRST 60 CAREER GAMES**

Player	Years	G	Rec
1. Michael Thomas	2016-19	60	442
2. Odell Beckham Jr.	2014-19	60	397
3. Lionel Taylor	1960-64	60	386
4t. Anquan Boldin	2003-07	60	372
4t. Julio Jones	2011-15	60	372
6. Jarvis Landry	2014-17	60	368

**ALL-TIME NFL RECEIVING LEADERS:
MOST REC YDS IN FIRST 60 CAREER GAMES**

Player	Years	G	Yds
1. Lance Alworth	1962-67	60	5,907
2. Charley Hennigan	1960-64	60	5,791
3. Julio Jones	2011-15	60	5,575
4. Odell Beckham Jr.	2014-19	60	5,547
5. Michael Thomas	2016-19	60	5,211

**ALL-TIME NFL RECEIVING LEADERS:
MOST TDs IN FIRST 60 CAREER GAMES**

Player	Years	G	TD
1. Lance Alworth	1962-67	60	55
2t. Randy Moss	1998-01	60	51
2t. Rob Gronkowski	2010-14	60	51
4. Jerry Rice	1985-88	60	49
5. Sonny Randle	1959-64	60	47
6t. Odell Beckham Jr.	2014-19	60	44
6t. Art Powell	1960-64	60	44

**ALL-TIME NFL RECEIVING LEADERS:
100-YDS REC IN FIRST 60 CAREER GAMES**

Player	Tot
1. Lance Alworth	28
2. Charley Hennigan	27
3. Julio Jones	25
4. Odell Beckham Jr.	24
5. Randy Moss	22

**ALL-TIME NFL RECEIVING LEADERS:
125-YDS REC IN FIRST 60 CAREER GAMES**

Player	Tot
1. Lance Alworth	19
2. Odell Beckham Jr.	16
3t. Julio Jones	15
3t. Randy Moss	15
5t. Isaac Bruce	12
5t. Charley Hennigan	12
5t. Art Powell	12

FIRST 70

After playing in his 70th career game in Week 12, Beckham Jr. cemented himself as a top all-time WR in the category.

**ALL-TIME NFL RECEIVING LEADERS:
MOST REC IN FIRST 70 CAREER GAMES**

Player	Years	G	Rec
1. Lionel Taylor	1960-65	70	442
2. Odell Beckham Jr.	2014-19	70	442
3. Julio Jones	2011-16	70	438
4. Michael Thomas	2016-19	59	437
5. Jarvis Landry	2014-18	70	431
6. Anquan Boldin	2003-08	70	427
7. Keenan Allen	2013-18	70	420
8. Larry Fitzgerald	2004-08	70	397
9. Kellen Winslow	1979-84	70	391
10. Antonio Brown	2010-14	70	390

**ALL-TIME NFL RECEIVING LEADERS:
MOST REC YDS IN FIRST 70 CAREER GAMES**

Player	Years	G	Yds
1. Lance Alworth	1962-68	70	6,902
2. Julio Jones	2011-16	70	6,718
3. Charley Hennigan	1960-65	70	6,427
4. Odell Beckham Jr.	2014-19	70	6,252
5. Art Powell	1960-65	70	5,975
6. Jerry Rice	1985-89	70	5,924
7. Randy Moss	1998-02	70	5,800
8. A.J. Green	2011-15	70	5,722
9. Torry Holt	1999-03	70	5,692
10. Anquan Boldin	2003-08	70	5,680

**ALL-TIME NFL RECEIVING LEADERS:
MOST TDs IN FIRST 70 CAREER GAMES**

Player	Years	G	TD
1. Lance Alworth	1962-68	70	64
2. Jerry Rice	1985-89	70	62
3. Rob Gronkowski	2010-15	70	59
4. Art Powell	1960-65	70	56
5t. Randy Moss	1998-02	70	55
5t. Sonny Randle	1959-65	70	55
7. Dez Bryant	2010-14	70	50
8t. Odell Beckham Jr.	2014-19	70	46
8t. Jimmy Graham	2010-14	70	46
10. Charley Hennigan	1960-65	70	45

**ALL-TIME NFL RECEIVING LEADERS:
100-YDS REC IN FIRST 70 CAREER GAMES**

Player	Tot
1. Lance Alworth	32
2. Julio Jones	30
3. Charley Hennigan	28
4. Odell Beckham Jr.	26
5. Demaryius Thomas	25
6t. Randy Moss	24
6t. Art Powell	24

Beckham Jr. is also third on the all-time list of 125-plus-yard receiving games in a players' first 70 games (17).

TWO TDs

With at least two receiving scores in 11 games since entering the league in 2014, Beckham Jr. ranks second in the NFL in that category in an active player's first six years. Since being drafted, he's also second to Antonio Brown's 15 games and is tied for fourth among all active players in the NFL. He also tied for seventh all time for most multi-touchdown games in a player's first 70 contests.

**ALL-TIME NFL RECEIVING LEADERS:
MULTI-TD GAMES IN A PLAYER'S FIRST SIX YEARS (ACTIVE)**

Player	Tot
1. Jimmy Graham	12
2. Odell Beckham Jr.	11
3t. Larry Fitzgerald	10
3t. Demaryius Thomas	10
5. Mike Evans	9
6t. DeAndre Hopkins	8
6t. Julio Jones	8
6t. Davante Adams	8

2014-19 NFL RECEIVING LEADERS: MULTI-TD GAMES

Player	Tot
1. Antonio Brown	15
2. Odell Beckham Jr.	11
3. DeAndre Hopkins	10
4. Mike Evans	9
5t. Jordy Nelson	8
5t. Davante Adams	8

ALL-TIME NFL RECEIVING LEADERS: MULTI-TD GAMES (ACTIVE)

Player	Tot
1. Larry Fitzgerald	19
2. Jimmy Graham	15
3. Julio Jones	12
4t. Odell Beckham Jr.	11
4t. Demaryius Thomas	11

ALL-TIME NFL RECEIVING LEADERS: MULTI-TD GAMES IN FIRST 70 CAREER GAMES

Player	Tot
1. Jerry Rice	17
2. Art Powell	16
3t. Lance Alworth	14
3t. Rob Gronkowski	14
5t. Antonio Freeman	12
5t. Sonny Randle	12
7t. Odell Beckham Jr.	11
7t. Seven Others	11

FAST ACTING

Beckham Jr. recorded 143 receiving yards against the Atlanta Falcons in Week 7 last year, increasing his career total to 5,073, in his 54th career game. He became the second-fastest player to reach 5,000 receiving yards in NFL history, and the fastest in the Super Bowl era. Atlanta's Julio Jones held the previous Super Bowl era record at 56 games.

In Week 9 this season, Beckham Jr. reached 6,000 receiving yards in 67 career games, the third-fastest player to reach 6,000 career receiving yards in NFL history.

Only Pro Football Hall of Famer Lance Alworth (62 games) and Julio Jones (64) reached 6,000 yards in fewer games.

ALL-TIME NFL RECEIVING LEADERS: FEWEST GAMES TO REACH 5,000 REC YDS

Player	G
1. Lance Alworth	52
2. Odell Beckham, Jr.	54
3. Julio Jones	56
4. Charley Hennigan	59
5. Randy Moss	59

ALL-TIME NFL RECEIVING LEADERS: FEWEST GAMES TO REACH 6,000 REC YDS

Player	G
1. Lance Alworth	62
2. Julio Jones	64
2. Odell Beckham, Jr.	67

SEEING RED

Beckham Jr. has impressed in the red zone since entering the league in 2014, posting top marks in several receiving categories.

2014-19 NFL RECEIVING LEADERS: RED-ZONE TD

Player	TD
1. Davante Adams	32
2. Antonio Brown	31
3. Jimmy Graham	29
4. DeAndre Hopkins	28
5. Alshon Jeffery	27
6t. Jarvis Landry	26
6t. Mike Evans	26
6t. Antonio Gates	26
6t. Allen Robinson	26
10t. Odell Beckham Jr.	25
10t. Travis Kelce	25
10t. Michael Thomas	25
10t. Kyle Rudolph	25
10t. Larry Fitzgerald	25
10t. Zach Ertz	25

2014-19 NFL RECEIVING LEADERS: RED-ZONE REC

Player	Rec
1. Jarvis Landry	65
2. Antonio Brown	64
3. Davante Adams	63
4. Demaryius Thomas	61
5. Larry Fitzgerald	59
6. Julian Edelman	56
7. Michael Thomas	55
8t. DeAndre Hopkins	51
8t. Travis Kelce	51
10t. Odell Beckham Jr.	49
10t. Kyle Rudolph	49
10t. Julio Jones	49

2014-19 NFL RECEIVING LEADERS: RED-ZONE YDS

Player	Yds
1. Davante Adams	476
2. Demaryius Thomas	455
3. Larry Fitzgerald	449
4. Antonio Brown	421
5. Jarvis Landry	403
6. Travis Kelce	395
7. Julian Edelman	392
8. DeAndre Hopkins	391
9. Michael Thomas	382
10. Julio Jones	357
11. Odell Beckham Jr.	344



6 | QB BAKER MAYFIELD

THROUGH 14

Through the first 14 games of the season, Mayfield's 3,356 passing yards are fifth, while his completions (285) are tied for third, in that span by a Browns QB.

He became the first Brown to reach the 3,000-yard passing plateau in consecutive seasons since Bernie Kosar in 1986-87 in Week 15. Mayfield's 3,356 passing yards this season are the 12th-most by a Brown in a season, while his 7,081 career passing yards and 44 passing touchdowns are each the most by a Brown in their first two seasons.

ALL-TIME BROWNS PASSING LEADERS:
YDS THROUGH THE FIRST 14 GAMES OF A SEASON

Player	Year	Yds
1. Brian Sipe	1980	3,592
2. Brian Sipe	1981	3,549
3. Brian Sipe	1979	3,402
4. Derek Anderson	2007	3,384
5. Baker Mayfield	2019	3,356

ALL-TIME BROWNS PASSING LEADERS:
CMP THROUGH THE FIRST 14 GAMES OF A SEASON

Player	Year	Cmp
1. Brian Sipe	1980	293
2. Brian Sipe	1981	290
3t. Baker Mayfield	2019	285
3t. Brandon Weeden	2012	285

SOPHOMORE SUCCESS

Through his first two seasons, Mayfield has already surpassed all of the second-year QBs in team history with 44 touchdowns, 595 completions and 7,081 passing yards.

ALL-TIME BROWNS PASSING LEADERS: YDS (FIRST TWO SEASONS)

Player	Yds
1. Baker Mayfield	7,081
2. Bernie Kosar	5,432

ALL-TIME BROWNS PASSING LEADERS: CMP (FIRST TWO SEASONS)

Player	Yds
1. Baker Mayfield	595
2. Brandon Weeden	438

ALL-TIME BROWNS PASSING LEADERS: TD (FIRST TWO SEASONS)

Player	Yds
1. Baker Mayfield	44
2. Derek Anderson	34

ON THE MONEY

In the third quarter of Week 2, Mayfield connected with Beckham Jr. for an 89-yard touchdown. It was the fourth-longest pass play in Browns history and the team's longest since QB Brandon Weeden connected with WR Josh Gordon for 95 yards on Dec. 1, 2013. Additionally, it tied Vinny Testaverde for the longest pass completed by a No. 1 overall pick (ninth) and was the sixth-longest touchdown pass completed by a No. 1 overall pick in history.

X2

Dating back to last season, Mayfield is 10th in Browns history in games with at least two touchdown passes.

ALL-TIME BROWNS PASSING LEADERS: GAMES WITH 2+ TD PASSES

Player	Tot
1. Brian Sipe	42
2. Frank Ryan	40
3. Bernie Kosar	37
4. Otto Graham	26
5. Tim Couch	20
6. Bill Nelsen	19
7. Milt Plum	18
8. Vinny Testaverde	15
9. Derek Anderson	14
10. Baker Mayfield	13

ALL-TIME BROWNS PASSING LEADERS:
GAMES WITH 2+ TD PASSES IN FIRST TWO YEARS

Player	Tot
1. Baker Mayfield	13
2. Derek Anderson	12
3. Brandon Weeden	7

TOSSING A STREAK

Mayfield became the first Browns QB since Bernie Kosar (1986-87) to throw for at least one touchdown in 18 consecutive games. He threw at least one touchdown pass in each of his first 17 career starts and joined Pro Football Hall of Famer Kurt Warner (1999) as the only QBs in the Super Bowl era with a touchdown pass in each of his first 17 career starts.

MOST CONSECUTIVE STARTS WITH A TOUCHDOWN PASS TO BEGIN AN NFL CAREER

Player	Years	Tot
1. Kurt Warner	1999-2000	23
2. Baker Mayfield	2018-19	17
3. Brad Johnson	1996-97	15

ALL-TIME BROWNS PASSING LEADERS: MOST CONSECUTIVE GAMES WITH A TOUCHDOWN PASS

Player	Years	Tot
1. Frank Ryan	1965-67	23
2t. Baker Mayfield	2018-19	18
2t. Milt Plum	1959-61	18
4. Bernie Kosar	1986-87	17
5. Bill Nelsen	1969-70	14

BROWNS ONLINE MEDIA CENTER

The Browns PR staff invites media members to utilize the newly launched Browns Media Center available at browns.1rmg.com.

The online media center is designed to better assist media in their coverage of the Browns. Materials provided by the Browns PR Department on the site include the media schedule, training camp information, transcripts and press releases, feature clips, roster and bios, transactions, press conferences, a photo portal, media request/question link, Browns community information, artwork/logo pack, credential request link, twitter feed and 2019 game-by-game informational breakdown (each week's game release, depth chart, flip card, injury report, game summary, game notes and postgame quotes).

Additionally, there is an archive for information from past seasons.

All information is available to view, download and print on the site and is available via desktop or mobile platform. We encourage you to bookmark the page and familiarize yourself with its benefits.

If you have any questions, please contact a member of the Browns PR staff.

HE GETS A KICK OUT OF IT

Rookie K Austin Seibert has connected on 23 of his 27 field goal attempts in 2019 and 28 of his 31 PATs. His 97 points are the most by a Browns rookie in history.

2019 NFL FIELD GOAL LEADERS: FG PCT

Player	TD	FG	PAT	Pts
1. Austin Seibert (2019)	0	23	28	97
2. Greg Joseph (2018)	0	17	25	77
3. Trent Richardson (2012)	12	0	0	72

Additionally, Seibert set a Browns rookie record with four field goals at Denver in Week 9. He connected on attempts of 27, 30, 30 and 39 yards. He also converted a career-long 53-yard field goal in the third quarter of Week 14, tied for the ninth-longest field goal in team history.

HOW TO LISTEN TO THE BROWNS

ESPN 850 WKNR, 92.3 THE FAN WKRK AND THE UNIVERSITY HOSPITALS CLEVELAND BROWNS RADIO NETWORK

Game Day Programming


- Cleveland Browns Game Day (begins four hours before kickoff)
- Cleveland Browns Kickoff Show (begins two hours before kickoff)
- Cleveland Browns football (game broadcast)
- LA MEGA 87.7 FM (Spanish radio game broadcast)
- The Official Postgame Show, presented by Serpentine Chevrolet (following the game's conclusion)

Weekly Programming

- The Cleveland Browns Preview Show (Wednesdays in season, 7-8 p.m.)
 - The Freddie Kitchens Show (Thursdays in season, 7-8 p.m.)
 - Cleveland Browns Daily, presented by JACK (Monday-Friday, 1-3 p.m.)
- ESPN 850 WKNR

Akron	WAKR	1590 AM
Akron	WONE	97.5 FM
Canton	WHBC	1480 AM
Canton	WHBC-FM	94.1 FM
Celina	WKKI	94.3 FM
Cleveland	WKNR*	850 AM
Cleveland	WKRK*	92.3 FM
Cleveland	WNCX*	98.5 FM
Columbus	WTOH	98.9 FM
Corry (Pa.)	WWCB	1370 AM
Dayton	WZLR	95.3 FM
Dayton	WZLR	101.1 FM
Dover	WJER	1450 AM
Erie (Pa.)	WPSE	1450 AM
Erie (Pa.)	WPSE-FM	107.1 FM
Fostoria	WFOB	1430 AM
Geneva	WKKY	104.7 FM
Lima	WWSR	93.1 FM
Mansfield	WRGM	1440 AM
Mansfield	WVNO-FM	106.7 FM
Marietta	WJAW	100.9 FM
Norman (Okla.)	KREF	1400 AM
Sandusky	WMJK	100.9 FM
Tulsa (Okla.)	KAKC	1300 AM
Uhrichsville	WBTC	1540 AM
Uhrichsville	WBTC-FM	101.9 FM
Wheeling (W.Va.)	WKXK	1600 AM
Wheeling (W.Va.)	WKXK-FM	98.1 FM
Wooster	WQKT	104.5 FM
Youngstown	WKST	1200 AM

*Denotes gameday flagship stations

**HC | FREDDIE KITCHENS**

Freddie Kitchens initially joined the Browns as running backs/associate head coach on Jan. 24, 2018. He was promoted to offensive coordinator on Oct. 29, 2018 and named head coach on Jan. 9, 2019.

An assistant coach for 20 years on the college and professional levels prior to being named the Browns' 17th full-time head coach, Kitchens had the opportunity to learn and coach with some of the best to coach the game of football. Kitchens was a graduate assistant at LSU in 2000 under head coach Nick Saban and later broke into the NFL with the Dallas Cowboys in 2006 under Pro Football Hall of Fame head coach Bill Parcells. Kitchens was one of six assistants on that 2006 Cowboys staff who went on to become an NFL head coach (Anthony Lynn, Todd Haley, Tony Sparano, Mike Zimmer and Todd Bowles).

A firm believer that football is more than just X's and O's, Kitchens' core beliefs are about trust, respect and the team over any individual. Kitchens used this philosophy when building his first coaching staff. He wanted a cohesive unit that bases everything on one thing - winning football games. He hired former head coach Steve Wilks as defensive coordinator, offensive guru Todd Monken as offensive coordinator, veteran special teams coach Mike Priefer as special teams coordinator and seasoned offensive line coach James Campen as offensive line/associate head coach.

In 2018, Kitchens took over as Browns' offensive coordinator following Week 9 and helped the team to a dramatic turnaround. During the second half of the season, the Browns finished among the league leaders in several categories including yards per game (fourth with 395.1), passing touchdowns (tied for fourth with 19) and total touchdowns (tied for sixth with 25). Cleveland surrendered just five sacks during the second half of the season - by far the lowest of any team in the league - compared to 33 in the first half. The Browns also scored touchdowns on 19 of 24 trips to the red zone en route to posting a 5-3 record over the final eight weeks.

Kitchens played a key role in the development of several rookies, including QB Baker Mayfield. The No. 1 overall pick set an NFL rookie record with 27 touchdown passes and finished sixth in NFL rookie passing yards with 3,725, despite starting just 13 games. On the ground, RB Nick Chubb set a Browns rookie record with 996 yards, including recording the longest rush in Browns history and the second-longest run by rookie in NFL history (92 yards vs. Atlanta on Nov. 11). In addition, G Joel Bitonio was selected to his first career Pro Bowl and WR Jarvis Landry was named to his fourth Pro Bowl.

Prior to the Browns, Kitchens spent 11 seasons with the Arizona Cardinals. He spent 2017 as running backs coach. He was also quarterbacks coach for four years (2013-16) and tight ends coach for six seasons (2007-12).

In 2017, Arizona acquired Adrian Peterson during a midseason trade. Peterson, who ranks 12th on the NFL all-time rushing list, led the Cardinals in rushing yards despite playing just six games.

“Benjamin E. Mays had a quote, ‘those who start behind in the game of life must run faster to catch up.’ I have been running fast my whole life. I think that is going to carry over into this program. I think the program of the football team, the product that you put on the field, is in direct correlation of how the coach is. That is the way I have been my whole life.”

- FREDDIE KITCHENS INTRODUCTORY PRESS CONFERENCE, JAN. 14, 2019

During his time as quarterbacks coach, Kitchens helped Carson Palmer establish multiple single-season team records, including passing yards (4,671), touchdown passes (35) and passer rating (104.6). Palmer also became the only player in Cardinals history to throw for 4,000 yards in multiple seasons (2013, 2015-16). In 2015, the Cardinals had the top-ranked offense in the NFL for the first time in team history and set numerous single-season team records including points (489), touchdowns (59), touchdown passes (35), total net yards (6,533) and first downs (373).

In his final season as tight ends coach, Rob Housler recorded 42 receptions, the third-highest figure by a tight end in Cardinals history. In 2007, Arizona finished tied for fourth in the league with 32 passing touchdowns with eight coming from the tight end group.

Kitchens began his NFL coaching career in 2006 as the tight ends coach with the Dallas Cowboys. In 2006, Kitchens worked with Jason Witten, who was selected to the Pro Bowl.

Prior to the NFL, Kitchens spent seven years coaching on the college level with stops at Mississippi State (2004-05), North Texas (2001-03), Louisiana State (2000) and Glenville State (1999).

A three-year starter at quarterback for the University of Alabama (1995-97), Kitchens finished his playing career with 4,668 yards and 30 touchdown passes for the Crimson Tide. He finished his collegiate career ranked third in school history in career attempts, fourth in career passing yards and fifth in career completions. Kitchens also played baseball at Alabama his freshman and senior seasons, but a pectoral injury forced him to miss his sophomore and junior campaigns.

Kitchens returned to Alabama in April 2019 for a coaching clinic hosted by Nick Saban. As one of the featured speakers, Kitchens stressed that everyone has five choices in life - be bad at what you do, be average, be good, be excellent or be elite. He emphasized if you want to be excellent or elite, you have to have commitment, drive, focus and the passion to do things at a high level and hold yourself to a high standard.

A native of Gadsden, Ala., Kitchens earned high school All-America honors and was named Mr. Football in the state of Alabama his senior season.

Kitchens and his wife, Ginger, have two daughters, Bennett and Camden.



KITCHENS' BACKGROUND

1999	Glenville State College, offensive assistant
2000	Louisiana State University, graduate assistant
2001-03	North Texas University, running backs coach
2004	Mississippi State University, tight ends coach
2005	Mississippi State University, running backs coach
2006	Dallas Cowboys, tight ends coach
2007-12	Arizona Cardinals, tight ends coach
2013-16	Arizona Cardinals, quarterbacks coach
2017	Arizona Cardinals, running backs coach
2018	Cleveland Browns, running backs coach/associate head coach (first eight games)/ offensive coordinator (final eight games)
2019-	Cleveland Browns, head coach

THE KITCHEN STAFF

Steve Wilks (defensive coordinator); **Todd Monken** (offensive coordinator); **Mike Priefer** (special teams coordinator); **James Campen** (offensive line/associate head coach); **Al Holcomb** (run game coordinator/linebackers); **Stump Mitchell** (run game coordinator/running backs); **Joe Whitt** (pass game coordinator/secondary); **Jeff Blasko** (assistant offensive line); **Josh Christovich** (strength and conditioning assistant); **Doug Colman** (assistant special teams); **Jim Dray** (offensive quality control coach); **Alonso Escalante** (defensive quality control); **Monty Gibson** (strength and conditioning assistant); **Adam Henry** (wide receivers); **Ryan Hollern** (assistant to the head coach); **Larry Jackson** (head of strength and conditioning); **Chris Jones** (senior defensive assistant); **Dale Jones** (strength and conditioning assistant); **John Lilly** (tight ends); **Ryan Lindley** (quarterbacks); **Evan Marcus** (strength and conditioning coordinator); **Tosh Lupoi** (defensive line); **John Parrella** (assistant defensive line); **Tyler Tettleton** (offensive quality control coach); **DeWayne Walker** (defensive backs); **Jody Wright** (offensive assistant)

ALPHABETICAL ROSTER AS OF 12/17/2019

NO	NAME	POS	HT	WT	DOB	AGE	EXP	COLLEGE	HOMETOWN	HOW ACO	GP/GS/DNP/IA
91	Ankou, Eli	DT	6-3	325	6/8/94	25	3	UCLA	Orleans, Ontario	FA - '19	7/2/0/1
13	Beckham Jr., Odell	WR	5-11	198	11/5/92	27	6	Louisiana State	New Orleans, La.	Tr. (NYG) - '19	14/14/0/0
75	Bitonio, Joel	G	6-4	320	10/11/91	28	6	Nevada	Long Beach, Calif.	D2 - '14	14/14/0/0
86	Brown, Pharaoh	TE	6-6	258	5/4/94	25	2	Oregon	Lyndhurst, Ohio	FA - '18	9/6/0/5
90	Bryant, Brandin	DT	6-3	294	9/16/93	26	1	Florida Atlantic	Omaha, Neb.	FA - '19	4/0/0/0
31	Burriss, Justin	S	6-0	212	8/4/93	26	4	North Carolina State	Raleigh, N.C.	W. (Oak.) - '19	12/9/0/1*
89	Carlson, Stephen	TE	6-4	240	12/12/96	23	R	Princeton	Jamestown, N.Y.	FA - '19	7/5/0/0
38	Carrie, T.J.	CB	6-0	204	7/28/90	29	6	Ohio	Antioch, Calif.	UFA (Oak.) - '18	14/6/0/0
24	Chubb, Nick	RB	5-11	227	12/27/95	23	2	Georgia	Cedartown, Ga.	D2b - '18	14/14/0/0
94	Cox, Bryan	DE	6-3	270	6/25/94	25	3	Florida	Ft. Lauderdale, Fla.	FA - '19	5/1/0/4*
55	Davis, Tae	LB	6-1	224	8/14/96	23	2	Chattanooga	Oxford, Ala.	W. (NYG)-'19	11/1/0/4*
79	Forbes, Drew	G	6-5	308	1/18/97	22	R	Southeast Missouri State	Bonne Terre, Mo.	D6 - '19	1/0/0/4
3	Gilbert, Garrett	QB	6-4	230	7/1/91	28	2	SMU	Austin, Texas	FA - '19	5/0/8/1
7	Gillan, Jamie	P	6-1	207	7/4/97	22	R	Arkansas Pine-Bluff	Leonardtown, Md.	FA - '19	14/0/0/0
97	Gustin, Porter	DE	6-5	257	2/8/97	22	R	Southern California	Elk Ridge, Utah	FA - '19	4/0/0/0
88	Harris, Demetrius	TE	6-7	230	7/29/91	28	6	Miwaukee	Jacksonville, Ark.	UFA (K.C.) - '19	13/5/0/1
49	Hassell, J.T.	S	5-11	200	8/14/95	24	R	Florida Tech	Titusville, Fla.	FA - '19	4/0/0/0
81	Higgins, Rashard	WR	6-1	198	10/7/94	25	4	Colorado State	Dallas, Texas	D5c - '16	9/1/1/4
25	Hilliard, Dontrell	RB	5-11	202	2/26/95	24	2	Tulane	Baton Rouge, La.	FA - '18	13/0/0/1
12	Hodge, KhaDarel	WR	6-2	205	1/3/95	24	2	Prairie View A&M	D'Lo, Miss.	W. (LAR) - '19	14/0/0/0
74	Hubbard, Chris	T	6-4	295	4/23/91	28	6	UAB	Columbus, Ga.	UFA (Pit.) - '18	12/11/0/2
47	Hughlett, Charley	LS	6-4	248	5/16/90	29	5	Central Florida	Tampa, Fla.	FA - '14	14/0/0/0
27	Hunt, Kareem	RB	5-11	216	8/6/95	24	3	Toledo	Willoughby, Ohio	FA - '19	6/2/0/0
30	Johnson, D'Ernest	RB	5-10	208	2/27/96	23	1	South Florida	Immokalee, Fla.	FA - '19	14/0/0/0
72	Kush, Eric	G	6-4	317	9/9/89	30	7	California (Pa.)	Bridgeville, Pa.	UFA (Chi.) - '19	14/7/0/0
70	Lamm, Kendall	T	6-5	310	6/5/92	27	5	Appalachian State	Charlotte, N.C.	UFA (Hou.) - '19	4/2/0/10
80	Landry, Jarvis	WR	5-11	196	11/28/92	27	6	Louisiana State	Metairie, La.	Tr. (Mia.) - '18	14/14/0/0
6	Mayfield, Baker	QB	6-1	215	4/14/95	24	2	Oklahoma	Austin, Texas	D1a - '18	14/14/0/0
67	McCray, Justin	G	6-3	315	5/31/92	27	3	Central Florida	Miami, Fla.	Tr. (G.B.) - '19	13/3/1/0
39	Mitchell, Terrance	CB	5-11	191	5/17/92	27	6	Oregon	Sacramento, Calif.	UFA (K.C.) - '18	13/4/1/0
22	Murray, Eric	S	5-11	199	1/7/94	25	4	Minnesota	Riverside, Wis.	Tr. (K.C.) - '19	7/3/0/7
85	Njoku, David	TE	6-4	246	7/10/96	23	3	Miami (Fla.)	Cedar Grove, N.J.	D1c - '17	3/1/0/1
65	Ogunjobi, Larry	DT	6-3	305	6/3/94	25	3	Charlotte	Greensboro, N.C.	D3 - '17	13/13/0/0
23	Randall, Damarious	S	5-11	196	8/29/92	27	5	Arizona State	Pensacola, Fla.	Tr. (G.B.) - '18	9/9/0/5
18	Ratley, Damion	WR	6-2	200	4/16/95	24	2	Texas A&M	Yoakum, Texas	D6a - '18	11/3/0/3
29	Redwine, Sheldrick	S	6-0	196	11/6/96	23	R	Miami (Fla.)	Miami, Fla.	D4 - '19	10/3/1/3
98	Richardson, Sheldon	DT	6-3	294	11/29/90	29	7	Missouri	St. Louis, Mo.	UFA (Min.) - '19	14/13/0/0
78	Robinson, Greg	T	6-5	330	10/21/92	27	6	Auburn	Thibodaux, La.	FA - '18	13/12/0/1
53	Schobert, Joe	LB	6-1	245	11/6/93	26	4	Wisconsin	Waukesha, Wis.	D4a - '16	14/14/0/0
83	Seals-Jones, Ricky	TE	6-5	243	3/15/95	24	3	Texas A&M	Sealy, Texas	W. (Arz.) - '19	12/3/0/2
4	Seibert, Austin	K	5-9	211	11/15/96	23	R	Oklahoma	Belleville, Ill.	D5b - '19	14/0/0/0
44	Takitaki, Sione	LB	6-1	238	6/8/95	24	R	Brigham Young	Fontana, Calif.	D3 - '19	13/0/0/1
57	Taylor, Adarius	LB	6-0	230	9/21/90	29	6	Florida Atlantic	Bartow, Fla.	UFA (T.B.) - '19	13/0/0/1
10	Taylor, Taywan	WR	5-11	205	3/2/95	24	3	Western Kentucky	Louisville, Ky.	Tr. (Ten.) - '19	3/1/0/11
77	Teller, Wyatt	G	6-4	315	11/21/94	25	2	Virginia Tech	Bealetter, Va.	Tr. (Buf.) - '19	13/7/0/1
92	Thomas, Chad	DE	6-5	278	10/12/95	24	2	Miami (Fla.)	Miami, Fla.	D3 - '18	14/6/0/0
20	Thomas, Tavierre	CB	5-10	205	3/11/96	23	2	Ferris State	Detroit, Mich.	W. (Arz.) - '18	14/0/0/0
64	Tretter, JC	C	6-4	307	2/12/91	28	7	Cornell	Akron, N.Y.	UFA (G.B.) - '17	14/14/0/0
54	Vernon, Olivier	DE	6-2	262	10/7/90	29	8	Miami (Fla.)	Miami, Fla.	Tr. (NYG) - '19	9/9/0/5
21	Ward, Denzel	CB	5-11	190	4/28/97	22	2	Ohio State	Macedonia, Ohio	D1b - '18	10/10/0/4
26	Williams, Greedy	CB	6-2	185	12/3/97	22	R	Louisiana State	Shreveport, La.	D2 - '19	10/10/0/4
51	Wilson, Mack	LB	6-1	233	2/14/98	21	R	Alabama	Montgomery, Ala.	D5a - '19	14/12/0/0
99	Zimmer, Justin	DT	6-3	300	10/23/92	27	2	Ferris State	Greenville, Mich.	FA - '19	0/0/0/2

Reserve/Suspended by Commissioner (1):

95	Garrett, Myles	DE	6-4	272	12/29/95	23	3	Texas A&M	Arlington, Texas	D1a - '17	10/10/0/0
----	----------------	----	-----	-----	----------	----	---	-----------	------------------	-----------	-----------

Reserve/Injured (8):

42	Burnett, Morgan (Achilles, 11/19)	S	6-1	210	1/13/89	30	10	Georgia Tech	College Park, Ga.	FA - '19	8/8/0/2
96	Ekuale, Daniel (calf, 11/1)	DT	6-3	300	1/13/94	25	1	Washington State	Pago Pago, American Samoa	FA - '19	7/0/0/0
77	Falemaka, Lo (shoulder, 7/28)	C	6-5	303	11/30/94	25	R	Utah	West Valley City, Utah	FA - '19	0/0/0/0
56	Harvey, Willie (shoulder, 10/4)	LB	5-11	230	1/9/96	23	R	Iowa State	Hastings, Fla.	FA - '19	2/0/0/0
34	Jackson, Robert (ankle, 12/7)	CB	6-2	207	12/8/93	26	1	UNLV	Fort Myers, Fla.	FA - '19	6/0/0/4
58	Kirksey, Christian (chest, 9/21)	LB	6-2	235	8/31/92	27	6	Iowa	St. Louis, Mo.	D3a - '14	2/2/0/0
15	Montgomery, D.J. (hamstring, 8/21)	WR	6-1	201	11/17/96	23	R	Austin Peay	Durant, Miss.	FA - '19	0/0/0/0
5	Stanton, Drew (knee, 9/16)	QB	6-3	226	5/7/84	35	13	Michigan State	Farmington Hills, Mich.	UFA (Arz.) - '18	0/0/1/0

Practice Squad (11):

2	Dungey, Eric	QB	6-3	227	6/12/96	23	R	Syracuse	Lake Oswego, Ore.	FA - '19	0/0/0/0
17	Gibson, Shelton	WR	5-11	191	3/20/95	24	2	West Virginia	Cleveland, Ohio	FA - '19	0/0/0/0
71	Gossett, Colby	G	6-5	330	6/23/95	24	1	Appalachian State	Cumming, Ga.	FA - '19	0/0/0/0
37	Lewis Jr., Donnie	CB	6-0	190	7/21/96	23	R	Tulane	Baton Rouge, La.	D7 - '19	0/0/0/0
52	McCray, Robert	DE	6-1	273	3/24/96	23	1	Indiana	Rockdale, Ga.	FA - '19	0/0/0/0
41	Meander, Montrel	LB	6-2	215	9/20/94	25	1	Grambling State	Amarillo, Texas	FA - '19	0/0/0/0
16	Moore, J'Mon	WR	6-3	205	5/23/95	24	2	Missouri	Missouri City, Texas	FA - '19	0/0/0/0
62	Pridgeon, Malcolm	G	6-6	331	1/20/95	24	R	Ohio State	Central Islip, N.Y.	FA - '19	0/0/0/0
33	Sankoh, Tigie#	S	5-11	214	11/4/97	22	1	Greenwich	London, England	FA - '19	0/0/0/0
66	Wright, Willie	C	6-3	300	2/25/96	23	R	Tulsa	Houston, Texas	FA - '19	0/0/0/0
59	Young, Trevon	DE	6-4	258	4/1/95	24	1	Louisville	Des Moines, Iowa.	FA - '19	0/0/0/0

Practice Squad/Injured (1):

84	Willies, Derrick (knee, 10/11)	WR	6-4	207	10/17/94	25	2	Texas Tech	San Bernadino, Calif.	FA - '19	0/0/0/0
----	--------------------------------	----	-----	-----	----------	----	---	------------	-----------------------	----------	---------

Member of NFL's International Player Development program and does not count against roster limit.

*Burriss was 0/0/0/1 with Oakland, Cox was 1/0/0/3 with Carolina, Davis was 4/1/0/4 with the Giants.

NUMERICAL ROSTER AS OF 12/17/2019

NO	NAME	POS	HT	WT	DOB	AGE	EXP.	COLLEGE	HOMETOWN	HOW ACO	GP/GS/DNP/IA
3	Garrett Gilbert	QB	6-4	230	7/1/91	28	2	SMU	Austin, Texas	FA - '19	5/0/8/1
4	Austin Seibert	K	5-9	211	11/15/96	23	R	Oklahoma	Belleville, Ill.	D5b - '19	14/0/0/0
6	Baker Mayfield	QB	6-1	215	4/14/95	24	2	Oklahoma	Austin, Texas	D1a - '18	14/14/0/0
7	Jamie Gillan	P	6-1	207	7/4/97	22	R	Arkansas Pine-Bluff	Leonardtown, Md.	FA - '19	13/0/0/0
10	Taywan Taylor	WR	5-11	205	3/2/95	24	3	Western Kentucky	Louisville, Ky.	Tr. (Ten.) - '19	3/1/0/11
12	KhaDarel Hodge	WR	6-2	205	1/3/95	24	2	Prairie View A&M	D'Lo, Miss.	W. (LAR) - '19	13/0/0/0
13	Odell Beckham Jr.	WR	5-11	198	11/5/92	27	6	Louisiana State	New Orleans, La.	Tr. (NYG) - '19	14/14/0/0
18	Damion Ratley	WR	6-2	200	4/16/95	24	2	Texas A&M	Yoakum, Texas	D6a - '18	11/3/0/3
20	Tavierre Thomas	CB	5-10	205	3/11/96	23	2	Ferris State	Detroit, Mich.	W. (Arz.) - '18	14/0/0/0
21	Denzel Ward	CB	5-11	190	4/28/97	22	2	Ohio State	Macedonia, Ohio	D1b - '18	10/10/0/4
22	Eric Murray	S	5-11	199	1/7/94	25	4	Minnesota	Riverside, Wis.	Tr. (K.C.) - '19	7/3/0/7
23	Damarious Randall	S	5-11	196	8/29/92	27	5	Arizona State	Pensacola, Fla.	Tr. (G.B.) - '18	9/9/0/5
24	Nick Chubb	RB	5-11	227	12/27/95	23	2	Georgia	Cedartown, Ga.	D2b - '18	14/14/0/0
25	Dontrell Hilliard	RB	5-11	202	2/26/95	24	2	Tulane	Baton Rouge, La.	FA - '18	13/0/0/1
26	Greedy Williams	CB	6-2	185	12/3/97	22	R	Louisiana State	Shreveport, La.	D2 - '19	10/10/0/4
27	Kareem Hunt	RB	5-11	216	8/6/95	24	3	Toledo	Willoughby, Ohio	FA - '19	6/2/0/0
29	Sheldrick Redwine	S	6-0	196	11/6/96	23	R	Miami (Fla.)	Miami, Fla.	D4 - '19	10/3/1/3
30	D'Ernest Johnson	RB	5-10	208	2/27/96	23	1	South Florida	Immokalee, Fla.	FA - '19	14/0/0/0
31	Juston Burris	S	6-0	212	8/4/93	26	4	North Carolina State	Raleigh, N.C.	W. (Oak.) - '19	12/9/0/1*
38	T.J. Carrie	CB	6-0	204	7/28/90	29	6	Ohio	Antioch, Calif.	UFA (Oak.) - '18	14/6/0/0
39	Terrance Mitchell	CB	5-11	191	5/17/92	27	6	Oregon	Sacramento, Calif.	UFA (K.C.) - '18	13/4/1/0
44	Sione Takitaki	LB	6-1	238	6/8/95	24	R	Brigham Young	Fontana, Calif.	D3 - '19	13/0/0/1
47	Charley Hughlett	LS	6-4	248	5/16/90	29	5	Central Florida	Tampa, Fla.	FA - '14	14/0/0/0
49	J.T. Hassell	S	5-11	200	8/14/95	24	R	Florida Tech	Titusville, Fla.	FA - '19	4/0/0/0
51	Mack Wilson	LB	6-1	233	2/14/98	21	R	Alabama	Montgomery, Ala.	D5a - '19	14/12/0/0
53	Joe Schobert	LB	6-1	245	11/6/93	26	4	Wisconsin	Waukesha, Wis.	D4a - '16	14/14/0/0
54	Olivier Vernon	DE	6-2	262	10/7/90	29	8	Miami (Fla.)	Miami, Fla.	Tr. (NYG) - '19	9/9/0/5
55	Tae Davis	LB	6-1	224	8/14/96	23	2	Chattanooga	Oxford, Ala.	W. (NYG) - '19	11/1/0/4*
57	Adarius Taylor	LB	6-0	230	9/21/90	29	6	Florida Atlantic	Bartow, Fla.	UFA (T.B.) - '19	13/0/0/1
64	JC Tretter	C	6-4	307	2/12/91	28	7	Cornell	Akron, N.Y.	UFA (G.B.) - '17	14/14/0/0
65	Larry Ogunjobi	DT	6-3	305	6/3/94	25	3	Charlotte	Greensboro, N.C.	D3 - '17	13/3/0/0
67	Justin McCray	G	6-3	315	5/31/92	27	3	Central Florida	Miami, Fla.	Tr. (G.B.) - '19	13/3/1/0
70	Kendall Lamm	T	6-5	310	6/5/92	27	5	Appalachian State	Charlotte, N.C.	UFA (Hou.) - '19	4/2/0/10
72	Eric Kush	G	6-4	317	9/9/89	30	7	California (Pa.)	Bridgeville, Pa.	UFA (Chi.) - '19	14/7/0/0
74	Chris Hubbard	T	6-4	295	4/23/91	28	6	UAB	Columbus, Ga.	UFA (Pit.) - '18	12/11/0/2
75	Joel Bitonio	G	6-4	320	10/11/91	28	6	Nevada	Long Beach, Calif.	D2 - '14	14/14/0/0
77	Wyatt Teller	G	6-4	315	11/21/94	25	2	Virginia Tech	Bealeton, Va.	Tr. (Buf.) - '19	13/7/0/1
78	Greg Robinson	T	6-5	330	10/21/92	27	6	Auburn	Thibodaux, La.	Tr. (Buf.) - '19	13/12/0/1
79	Drew Forbes	G	6-5	308	1/18/97	22	R	Southeast Missouri State	Bonne Terre, Mo.	D6 - '19	1/0/0/4
80	Jarvis Landry	WR	5-11	196	11/28/92	27	6	Louisiana State	Metairie, La.	Tr. (Mia.) - '18	14/14/0/0
81	Rashard Higgins	WR	6-1	198	10/7/94	25	4	Colorado State	Dallas, Texas	D5c - '16	9/1/1/4
83	Ricky Seals-Jones	TE	6-5	243	3/15/95	24	3	Texas A&M	Sealy, Texas	W. (Arz.) - '19	12/3/0/2
85	David Njoku	TE	6-4	246	7/10/96	23	3	Miami (Fla.)	Cedar Grove, N.J.	D1c - '17	3/1/0/1
86	Pharaoh Brown	TE	6-6	258	5/4/94	25	2	Oregon	Lyndhurst, Ohio	FA - '18	9/6/0/5
88	Demetrius Harris	TE	6-7	230	7/29/91	28	6	Miwaukee	Jacksonville, Ark.	UFA (K.C.) - '19	13/5/0/1
89	Stephen Carlson	TE	6-4	240	12/12/96	23	R	Princeton	Jamestown, N.Y.	FA - '19	7/5/0/0
90	Brandin Bryant	DT	6-3	294	9/16/93	26	1	Florida Atlantic	Omaha, Neb.	FA - '19	4/0/0/0
91	Eli Ankou	DT	6-3	325	6/8/94	25	3	UCLA	Orleans, Ontario	FA - '19	7/2/0/1
92	Chad Thomas	DE	6-5	278	10/12/95	24	2	Miami (Fla.)	Miami, Fla.	D3 - '18	14/6/0/0
94	Bryan Cox	DE	6-3	270	6/25/94	25	3	Florida	Ft. Lauderdale, Fla.	FA - '19	5/1/0/4*
97	Porter Gustin	DE	6-5	257	2/8/97	22	R	Southern California	Elk Ridge, Utah	FA - '19	4/0/0/0
98	Sheldon Richardson	DT	6-3	294	11/29/90	29	7	Missouri	St. Louis, Mo.	UFA (Min.) - '19	14/13/0/0
99	Justin Zimmer	DT	6-3	300	10/23/92	27	2	Ferris State	Greenville, Mich.	FA - '19	0/0/0/2

Reserve/Suspended by Commissioner (1):

95	Myles Garrett	DE	6-4	272	12/29/95	23	3	Texas A&M	Arlington, Texas	D1a - '17	10/10/0/0
----	---------------	----	-----	-----	----------	----	---	-----------	------------------	-----------	-----------

Reserve/Injured (8):

5	Drew Stanton (knee, 9/16)	QB	6-3	226	5/7/84	35	13	Michigan State	Farmington Hills, Mich.	UFA (Arz.) - '18	0/0/1/0
15	D.J. Montgomery (hamstring, 8/21)	WR	6-1	201	11/17/96	23	R	Austin Peay	Durant, Miss.	FA - '19	0/0/0/0
34	Robert Jackson (ankle, 12/7)	CB	6-2	207	12/8/93	26	1	UNLV	Fort Myers, Fla.	FA - '19	6/0/0/4
42	Morgan Burnett (Achilles, 11/19)	S	6-1	210	1/13/89	30	10	Georgia Tech	College Park, Ga.	FA - '19	8/8/0/2
56	Willie Harvey (shoulder, 10/4)	LB	5-11	230	1/9/96	23	R	Iowa State	Hastings, Fla.	FA - '19	2/0/0/0
58	Christian Kirksey (chest, 9/21)	LB	6-2	235	8/31/92	27	6	Iowa	St. Louis, Mo.	D3a - '14	2/2/0/0
77	Lo Falemaka (shoulder, 7/28)	C	6-5	303	11/30/94	25	R	Utah	West Valley City, Utah	FA - '19	0/0/0/0
96	Daniel Ekuale (groin, 11/1)	DT	6-3	300	1/13/94	25	1	Washington State	Pago Pago, American Samoa	FA - '19	7/0/0/0

Practice Squad (11):

2	Eric Dungey	QB	6-3	227	6/12/96	23	R	Syracuse	Lake Oswego, Ore.	FA - '19	0/0/0/0
16	J'Mon Moore	WR	6-3	205	5/23/95	24	2	Missouri	Missouri City, Texas	FA - '19	0/0/0/0
17	Shelton Gibson	WR	5-11	191	3/20/95	24	2	West Virginia	Cleveland, Ohio	FA - '19	0/0/0/0
33	Tigie Sankoh#	S	5-11	214	11/4/97	22	1	Greenwich	London, England	FA - '19	0/0/0/0
37	Donnie Lewis Jr.	CB	6-0	190	7/21/96	23	R	Tulane	Baton Rouge, La.	D7 - '19	0/0/0/0
41	Montrel Meander	LB	6-2	215	9/20/94	25	1	Grambling State	Amarillo, Texas	FA - '19	0/0/0/0
52	Robert McCray	DE	6-1	273	3/24/96	23	1	Indiana	Rockdale, Ga.	FA - '19	0/0/0/0
59	Trevon Young	DE	6-4	258	4/1/95	24	1	Louisville	Des Moines, Iowa.	FA - '19	0/0/0/0
62	Malcolm Pridgeon	G	6-6	331	1/20/95	24	R	Ohio State	Central Islip, N.Y.	FA - '19	0/0/0/0
66	Willie Wright	C	6-3	300	2/25/96	23	R	Tulsa	Houston, Texas	FA - '19	0/0/0/0
71	Colby Gossett	G	6-5	330	6/23/95	24	1	Appalachian State	Cumming, Ga.	FA - '19	0/0/0/0

Practice Squad/Injured (1):

84	Derrick Willies (knee, 10/11)	WR	6-4	207	10/17/94	25	2	Texas Tech	San Bernadino, Calif.	FA - '19	0/0/0/0
----	-------------------------------	----	-----	-----	----------	----	---	------------	-----------------------	----------	---------

Member of NFL's International Player Development program and does not count against roster limit.

*Burris was 0/0/0/1 with Oakland, Cox was 1/0/0/3 with Carolina, Davis was 4/1/0/4 with the Giants.

ROSTER BY POSITION AS OF 12/17/2019

	QUARTERBACKS (3)	POS	HT	WT	DOB	AGE	EXP	COLLEGE	HOMETOWN	HOW ACO
	3 Gilbert, Garrett	QB	6-4	230	7/1/91	28	2	SMU	Austin, Texas	FA - '19
	6 Mayfield, Baker	QB	6-1	215	4/14/95	24	2	Oklahoma	Austin, Texas	D1a - '18
*	5 Stanton, Drew	QB	6-3	226	5/7/84	35	13	Michigan State	Farmington Hills, Mich.	UFA (Arz.) - '18
	RUNNING BACKS (4)									
	24 Chubb, Nick	RB	5-11	227	12/27/95	23	2	Georgia	Cedartown, Ga.	D2b - '18
	25 Hilliard, Dontrell	RB	5-11	202	2/26/95	24	2	Tulane	Baton Rouge, La.	FA - '18
	27 Hunt, Kareem	RB	5-11	216	8/6/95	24	3	Toledo	Willoughby, Ohio	FA - '19
	30 Johnson, D'Ernest	RB	5-10	208	2/27/96	23	1	South Florida	Immokalee, Fla.	FA - '19
	WIDE RECEIVERS (7)									
	13 Beckham Jr., Odell	WR	5-11	198	11/5/92	27	6	Louisiana State	New Orleans, La.	Tr. (NYG) - '19
	81 Higgins, Rashard	WR	6-1	198	10/7/94	25	4	Colorado State	Dallas, Texas	D5c - '16
	12 Hodge, KhaDarel	WR	6-2	205	1/3/95	24	2	Prairie View A&M	D'Lo, Miss.	W. (LAR) - '19
	80 Landry, Jarvis	WR	5-11	196	11/28/92	27	6	Louisiana State	Metairie, La.	Tr. (Mia.) - '18
*	15 Montgomery, D.J.	WR	6-1	201	11/17/96	23	R	Austin Peay	Durant, Miss.	FA - '19
	18 Ratley, Damion	WR	6-2	200	4/16/95	24	2	Texas A&M	Yoakum, Texas	D6a - '18
	10 Taylor, Taywan	WR	5-11	205	3/2/95	24	3	Western Kentucky	Louisville, Ky.	Tr. (Ten.) - '19
	TIGHT ENDS (5)									
	86 Brown, Pharaoh	TE	6-6	258	5/4/94	25	2	Oregon	Lyndhurst, Ohio	FA - '18
	89 Carlson, Stephen	TE	6-4	240	12/12/96	23	R	Princeton	Jamestown, N.Y.	FA - '19
	88 Harris, Demetrius	TE	6-7	230	7/29/91	28	6	Miwaukee	Jacksonville, Ark.	UFA (K.C.) - '19
	85 Njoku, David	TE	6-4	246	7/10/96	23	3	Miami (Fla.)	Cedar Grove, N.J.	D1c - '17
	83 Seals-Jones, Ricky	TE	6-5	243	3/15/95	24	3	Texas A&M	Sealy, Texas	W. (Arz.) - '19
	OFFENSIVE LINEMEN (10)									
	75 Bitonio, Joel	G	6-4	320	10/11/91	28	6	Nevada	Long Beach, Calif.	D2 - '14
*	77 Falemaka, Lo	C	6-5	303	11/30/94	25	R	Utah	West Valley City, Utah	FA - '19
	79 Forbes, Drew	G	6-5	308	1/18/97	22	R	Southeast Missouri State	Bonne Terre, Mo.	D6 - '19
	74 Hubbard, Chris	T	6-4	295	4/23/91	28	6	UAB	Columbus, Ga.	UFA (Pit.) - '18
	72 Kush, Eric	G	6-4	317	9/9/89	30	7	California (Pa.)	Bridgeville, Pa.	UFA (Chi.) - '19
	70 Lamm, Kendall	T	6-5	310	6/5/92	27	5	Appalachian State	Charlotte, N.C.	UFA (Hou.) - '19
	67 McCray, Justin	G	6-3	315	5/31/92	27	3	Central Florida	Miami, Fla.	Tr. (G.B.) - '19
	78 Robinson, Greg	T	6-5	330	10/21/92	27	6	Auburn	Thibodaux, La.	FA - '18
	77 Teller, Wyatt	G	6-4	315	11/21/94	25	2	Virginia Tech	Beaeton, Va.	Tr. (Buf.) - '19
	64 Tretter, JC	C	6-4	307	2/12/91	28	7	Cornell	Akron, N.Y.	UFA (G.B.) - '17
	DEFENSIVE LINEMEN (12)									
	91 Ankou, Eli	DT	6-3	325	6/8/94	25	3	UCLA	Orleans, Ontario	FA - '19
	90 Bryant, Brandin	DT	6-3	294	9/16/93	26	1	Florida Atlantic	Omaha, Neb.	FA - '19
	94 Cox, Bryan	DE	6-3	270	6/25/94	25	3	Florida	Ft. Lauderdale, Fla.	FA - '19
*	96 Ekuale, Daniel	DT	6-3	300	1/13/94	25	1	Washington State	Pago Pago, American Samoa	FA - '19
*	95 Garrett, Myles	DE	6-4	272	12/29/95	23	3	Texas A&M	Arlington, Texas	D1a - '17
	97 Gustin, Porter	DE	6-5	257	2/8/97	22	R	Southern California	Elk Ridge, Utah	D1a - '17
	65 Ogunjobi, Larry	DT	6-3	305	6/3/94	25	3	Charlotte	Greensboro, N.C.	D3 - '17
	98 Richardson, Sheldon	DT	6-3	294	11/29/90	29	7	Missouri	St. Louis, Mo.	UFA (Min.) - '19
	92 Thomas, Chad	DE	6-5	278	10/12/95	24	2	Miami (Fla.)	Miami, Fla.	D3 - '18
	54 Vernon, Olivier	DE	6-2	262	10/7/90	29	8	Miami (Fla.)	Miami, Fla.	Tr. (NYG) - '19
	99 Zimmer, Justin	DT	6-3	300	10/23/92	27	2	Ferris State	Greenville, Mich.	FA - '19
	LINEBACKERS (7)									
	55 Davis, Tae	LB	6-1	224	8/14/96	23	2	Chattanooga	Oxford, Ala.	W. (NYG) - '19
*	56 Harvey, Willie	LB	5-11	230	1/9/96	23	R	Iowa State	Hastings, Fla.	FA - '19
*	58 Kirksey, Christian	LB	6-2	235	8/31/92	27	6	Iowa	St. Louis, Mo.	D3a - '14
	53 Schobert, Joe	LB	6-1	245	11/6/93	26	4	Wisconsin	Waukesha, Wis.	D4a - '16
	44 Takitaki, Sione	LB	6-1	238	6/8/95	24	R	Brigham Young	Fontana, Calif.	D3 - '19
	57 Taylor, Adarius	LB	6-0	230	9/21/90	29	6	Florida Atlantic	Bartow, Fla.	UFA (T.B.) - '19
	51 Wilson, Mack	LB	6-1	233	2/14/98	21	R	Alabama	Montgomery, Ala.	D5a - '19
	DEFENSIVE BACKS (12)									
*	42 Burnett, Morgan	S	6-1	210	1/13/89	30	10	Georgia Tech	College Park, Ga.	FA - '19
	31 Burris, Justin	S	6-0	212	8/4/93	26	4	North Carolina State	Raleigh, N.C.	W. (Oak.) - '19
	38 Carrie, T.J.	CB	6-0	204	7/28/90	29	6	Ohio	Antioch, Calif.	UFA (Oak.) - '18
	49 Hassell, J.T.	S	5-11	200	8/14/95	24	R	Florida Tech	Titusville, Fla.	FA - '19
*	34 Jackson, Robert	CB	6-2	207	12/8/93	26	1	UNLV	Fort Myers, Fla.	FA - '19
	39 Mitchell, Terrance	CB	5-11	191	5/17/92	27	6	Oregon	Sacramento, Calif.	UFA (K.C.) - '18
	22 Murray, Eric	S	5-11	199	1/7/94	25	4	Minnesota	Riverside, Wis.	Tr. (K.C.) - '19
	23 Randall, Damarious	S	5-11	196	8/29/92	27	5	Arizona State	Pensacola, Fla.	Tr. (G.B.) - '18
	29 Redwine, Sheldrick	S	6-0	196	11/6/96	23	R	Miami (Fla.)	Miami, Fla.	D4 - '19
	20 Thomas, Tavierre	CB	5-10	205	3/11/96	23	2	Ferris State	Detroit, Mich.	W. (Arz.) - '18
	21 Ward, Denzel	CB	5-11	190	4/28/97	22	2	Ohio State	Macedonia, Ohio	D1b - '18
	26 Williams, Greedy	CB	6-2	185	12/3/97	22	R	Louisiana State	Shreveport, La.	D2 - '19
	SPECIALISTS (3)									
	7 Gillan, Jamie	P	6-1	207	7/4/97	22	R	Arkansas Pine-Bluff	Leonardtown, Md.	FA - '19
	47 Hughlett, Charley	LS	6-4	248	5/16/90	29	5	Central Florida	Tampa, Fla.	FA - '14
	4 Seibert, Austin	K	5-9	211	11/15/96	23	R	Oklahoma	Belleville, Ill.	D5b - '19

* Denotes player on a reserve list

ROSTER BY EXPERIENCE AS OF 12/17/2019

	<u>NO</u>	<u>NAME</u>	<u>POS</u>	<u>HT</u>	<u>WT</u>	<u>DOB</u>	<u>AGE</u>	<u>EXP</u>	<u>COLLEGE</u>	<u>HOMETOWN</u>	<u>HOW ACQ</u>
13th Year (1)	* 5	Stanton, Drew	QB	6-3	226	5/7/84	35	13	Michigan State	Farmington Hills, Mich.	UFA (Arz.) - '18
10th Year (1)	* 42	Burnett, Morgan	S	6-1	210	1/13/89	30	9	Georgia Tech	College Park, Ga,	FA - '19
8th Year (1)	54	Vernon, Olivier	DE	6-2	262	10/7/90	29	8	Miami (Fla.)	Miami, Fla.	Tr. (NYG) - '19
7th Year (3)	72	Kush, Eric	G	6-4	317	9/9/89	30	7	California (Pa.)	Bridgeville, Pa.	UFA (Chi.) - '19
	98	Richardson, Sheldon	DT	6-3	294	11/29/90	29	7	Missouri	St. Louis, Mo.	UFA (Min.) - '19
	64	Tretter, JC	C	6-4	307	2/12/91	28	7	Cornell	Akron, N.Y.	UFA (G.B.) - '17
6th Year (10)	57	Taylor, Adarius	LB	6-0	230	9/21/90	29	6	Florida Atlantic	Bartow, Fla.	UFA (T.B.) - '19
	13	Beckham Jr., Odell	WR	5-11	198	11/5/92	27	6	Louisiana State	New Orleans, La.	Tr. (NYG) - '19
	75	Bitonio, Joel	G	6-4	320	10/11/91	28	6	Nevada	Long Beach, Calif.	D2 - '14
	38	Carrie, T.J.	CB	6-0	204	7/28/90	29	6	Ohio	Antioch, Calif.	UFA (Oak.) - '18
	88	Harris, Demetrius	TE	6-7	230	7/29/91	28	6	Miwaukeee	Jacksonville, Ark.	UFA (K.C.) - '19
	74	Hubbard, Chris	T	6-4	295	4/23/91	28	6	UAB	Columbus, Ga.	UFA (Pit.) - '18
	* 58	Kirksey, Christian	LB	6-2	235	8/31/92	27	6	Iowa	St. Louis, Mo.	D3a - '14
	80	Landry, Jarvis	WR	5-11	196	11/28/92	27	6	Louisiana State	Metairie, La.	Tr. (Mia.) - '18
	39	Mitchell, Terrance	CB	5-11	191	5/17/92	27	6	Oregon	Sacramento, Calif.	UFA (K.C.) - '18
	78	Robinson, Greg	T	6-5	330	10/21/92	27	6	Auburn	Thibodaux, La.	FA - '18
5th Year (3)	47	Hughlett, Charley	LS	6-4	248	5/16/90	29	5	Central Florida	Tampa, Fla.	FA - '14
	70	Lamm, Kendall	T	6-5	310	6/5/92	27	5	Appalachian State	Charlotte, N.C.	UFA (Hou.) - '19
	23	Randall, Damarious	S	5-11	196	8/29/92	27	5	Arizona State	Pensacola, Fla.	Tr. (G.B.) - '18
4th Year (4)	31	Burris, Justin	S	6-0	212	8/4/93	26	4	North Carolina State	Raleigh, N.C.	W. (Oak.) - '19
	81	Higgins, Rashard	WR	6-1	198	10/7/94	25	4	Colorado State	Dallas, Texas	D5c - '16
	22	Murray, Eric	S	5-11	199	1/7/94	25	4	Minnesota	Riverside, Wis.	Tr. (K.C.) - '19
	53	Schobert, Joe	LB	6-1	245	11/6/93	26	4	Wisconsin	Waukesha, Wis.	D4a - '16
3rd Year (9)	91	Ankou, Eli	DT	6-3	325	6/8/94	25	3	UCLA	Orleans, Ontario	FA - '19
	94	Cox, Bryan	DE	6-3	270	6/25/94	25	3	Florida	Ft. Lauderdale, Fla.	FA - '19
	* 95	Garrett, Myles	DE	6-4	272	12/29/95	23	3	Texas A&M	Arlington, Texas	D1a - '17
	27	Hunt, Kareem	RB	5-11	216	8/6/95	24	3	Toledo	Willoughby, Ohio	FA - '19
	67	McCray, Justin	G	6-3	315	5/31/92	27	3	Central Florida	Miami, Fla.	Tr. (G.B.) - '19
	85	Njoku, David	TE	6-4	246	7/10/96	23	3	Miami (Fla.)	Cedar Grove, N.J.	D1c - '17
	83	Seals-Jones, Ricky	TE	6-5	243	3/15/95	24	3	Texas A&M	Sealy, Texas	W. (Arz.) - '19
	10	Taylor, Taywan	WR	5-11	205	3/2/95	24	3	Western Kentucky	Louisville, Ky.	Tr. (Ten.) - '19
	65	Ogunjobi, Larry	DT	6-3	305	6/3/94	25	3	Charlotte	Greensboro, N.C.	D3 - '17
2nd Year (13)	86	Brown, Pharaoh	TE	6-6	258	5/4/94	25	2	Oregon	Lyndhurst, Ohio	FA - '18
	24	Chubb, Nick	RB	5-11	227	12/27/95	23	2	Georgia	Cedartown, Ga.	D2b - '18
	55	Davis, Tae	LB	6-1	224	8/14/96	23	2	Chattanooga	Oxford, Ala.	W. (NYG) - '19
	3	Gilbert, Garrett	QB	6-4	230	7/1/91	28	2	SMU	Austin, Texas	FA - '19
	25	Hilliard, Dontrell	RB	5-11	202	2/26/95	24	2	Tulane	Baton Rouge, La.	FA - '18
	12	Hodge, KhaDarel	WR	6-2	205	1/3/95	24	2	Prairie View A&M	D'Lo, Miss.	W. (LAR) - '19
	6	Mayfield, Baker	QB	6-1	215	4/14/95	24	2	Oklahoma	Austin, Texas	D1a - '18
	18	Ratley, Damion	WR	6-2	200	4/16/95	24	2	Texas A&M	Yoakum, Texas	D6a - '18
	77	Teller, Wyatt	G	6-4	315	11/21/94	25	2	Virginia Tech	Beauleton, Va.	Tr. (Buf.) - '19
	92	Thomas, Chad	DE	6-5	278	10/12/95	24	2	Miami (Fla.)	Miami, Fla.	D3 - '18
	20	Thomas, Tavierre	CB	5-10	205	3/11/96	23	2	Ferris State	Detroit, Mich.	W. (Arz.) - '18
	21	Ward, Denzel	CB	5-11	190	4/28/97	22	2	Ohio State	Macedonia, Ohio	D1b - '18
	99	Zimmer, Justin	DT	6-3	300	10/23/92	27	2	Ferris State	Greenville, Mich.	FA - '19
1st Year (6)	90	Bryant, Brandin	DT	6-3	294	9/16/93	26	1	Florida Atlantic	Omaha, Neb.	FA - '19
	* 96	Ekuale, Daniel	DT	6-3	300	1/13/94	25	1	Washington State	Pago Pago, American Samoa	FA - '19
	* 34	Jackson, Robert	CB	6-2	207	12/8/93	26	1	UNLV	Fort Myers, Fla.	FA - '19
	30	Johnson, D'Ernest	RB	5-10	208	2/27/96	23	1	South Florida	Immokalee, Fla.	FA - '19
Rookie (13)	89	Carlson, Stephen	TE	6-4	240	12/12/96	23	R	Princeton	Jamestown, N.Y.	FA - '19
	* 77	Falemaka, Lo	C	6-5	303	11/30/94	25	R	Utah	West Valley City, Utah	FA - '19
	79	Forbes, Drew	G	6-5	308	1/18/97	22	R	Southeast Missouri State	Bonne Terre, Mo.	D6 - '19
	7	Gillan, Jamie	P	6-1	207	7/4/97	22	R	Arkansas Pine-Bluff	Leonardtown, Md.	FA - '19
	97	Gustin, Porter	DE	6-5	257	2/8/97	22	R	Southern California	Elk Ridge, Utah	FA - '19
	* 56	Harvey, Willie	LB	5-11	230	1/9/96	23	R	Iowa State	Hastings, Fla.	FA - '19
	49	Hassell, J.T.	S	5-11	200	8/14/95	24	R	Florida Tech	Titusville, Fla.	FA - '19
	* 15	Montgomery, D.J.	WR	6-1	201	11/17/96	23	R	Austin Peay	Durant, Miss.	FA - '19
	29	Redwine, Sheldrick	S	6-0	196	11/6/96	23	R	Miami (Fla.)	Miami, Fla.	D4 - '19
	4	Seibert, Austin	K	5-9	211	11/15/96	23	R	Oklahoma	Belleville, Ill.	D5b - '19
	44	Takitaki, Sione	LB	6-1	238	6/8/95	24	R	Brigham Young	Fontana, Calif.	D3 - '19
	26	Williams, Greedy	CB	6-2	185	12/3/97	22	R	Louisiana State	Shreveport, La.	D2 - '19
	51	Wilson, Mack	LB	6-1	233	2/14/98	21	R	Alabama	Montgomery, Ala.	D5a - '19

* Denotes player on a reserve list

YEAR	1st Round Pick	2nd Round Pick	3rd Round Pick	4th Round Pick	5th Round Pick	6th Round Pick	7th Round Pick	Unrestricted Free Agent	Undrafted Free Agent	Street Free Agent	Trade	Waiver
2019		Greedy Williams	Sione Tuitakali	Sheldrick Redwine	Mack Wilson Austin Selbert	Drew Forbes		Demetrius Harris (K.C.) Eric Kush (Chi.) Kendall Lamm (Hou.) Sheldon Richardson (Min.) Adarius Taylor (T.B.)	Stephen Carlson Lo Falembaka* Jamie Gillan Willie Harvey* J.T. Hassell D'Ernest Johnson D.J. Montgomery*	Ei Ainkou Brandin Bryant Morgan Burnett* Bryan Cox Daniel Ekuale* Garrett Gilbert Porter Gustin Kareem Hunt Robert Jackson* Justin Zimmer	Odell Beckham Jr. (NYG) Justin McCray Eric Murray (K.C.) Tayway Taylor (Ten.) Wyatt Teller (Buf.) Olivier Vernon NYG	Justin Burris (Oak.) Tae Davis (NYG) Ricky Seals-Jones (Aiz) Khadarell Hodge (LAR)
2018	Baker Mayfield (1a) Denzel Ward (1b)	Nick Chubb (2b)	Chad Thomas (3)			Damion Ratley (6a)		T.J. Carrie (Oak.) Chris Hubbard (Pit.) Terrance Mitchell (K.C.) Drew Stanton (Arz.)* JC Tretter (G.B.)	Dontrell Hilliard	Pharoah Brown Greg Robinson	Jarvis Landry (Mia.) Damarious Randall (G.B.)	Tavre Thomas (Arz.)
2017	Myles Garrett (1a)* David Njoku (1c)		Larry Ogunjobi (3)									
2016			Joe Schobert (4a)									
2014		Joel Bitonio (2)	Christian Kirksey (3a)*		Rashard Higgins (5c)					Charley Hughlett		

* Denotes player on a reserve list

Roster breakdown:

18 draft picks (4 first round picks, 3 2nd round picks, 4 3rd round picks, 2 4th round picks, 3 5th round picks, 2 6th round picks, 0 7th round picks).
 33 free agents (11 unrestricted free agents, 8 undrafted free agents, 12 street free agents).
 8 via trade.
 5 via waivers.

OFFENSE

WR	80 Jarvis Landry	12 KhaDarel Hodge	18 Damion Ratley
LT	78 Greg Robinson	67 Justin McCray	
LG	75 Joel Bitonio	<u>79 Drew Forbes</u>	
C	64 JC Tretter		
RG	77 Wyatt Teller	72 Eric Kush	
RT	74 Chris Hubbard	70 Kendall Lamm	
TE	85 David Njoku	88 Demetrius Harris	83 Ricky Seals-Jones <u>89 Stephen Carlson</u> 86 Pharaoh Brown
WR	13 Odell Beckham Jr.	81 Rashard Higgins	10 Taywan Taylor
QB	6 Baker Mayfield	3 Garrett Gilbert	
RB	24 Nick Chubb	25 Dontrell Hilliard	
RB	27 Kareem Hunt	30 D'Ernest Johnson	

DEFENSE

DE	92 Chad Thomas	<u>97 Porter Gustin</u>	
DT	65 Larry Ogunjobi	90 Brandin Bryant	99 Justin Zimmer
DT	98 Sheldon Richardson	91 Eli Ankou	
DE	[54 Olivier Vernon]	94 Bryan Cox	
WILL	<u>51 Mack Wilson</u>		
MIKE	53 Joe Schobert	<u>44 Sione Takitaki</u>	
SAM	57 Adarius Taylor	55 Tae Davis	
CB	21 Denzel Ward	38 T.J. Carrie	
CB	<u>26 Greedy Williams</u>	39 Terrance Mitchell	20 Tavierre Thomas
S	23 Damarious Randall	<u>29 Sheldrick Redwine</u>	
S	31 Juston Burris	[22 Eric Murray]	<u>49 J.T. Hassell</u>

SPECIAL TEAMS

P	<u>7 Jamie Gillan</u>		
K	<u>4 Austin Seibert</u>		
H	<u>7 Jamie Gillan</u>		
KR	25 Dontrell Hilliard	20 Tavierre Thomas	10 Taywan Taylor
PR	25 Dontrell Hilliard	80 Jarvis Landry	30 D'Ernest Johnson
LS	47 Charley Hughlett		

Rookies are underlined

Injured players are in [brackets]

PRONUNCIATION

ELI ANKOU	el-EE ON-koo	ADARIUS Taylor	UH-dare-EE-us
Joel BITONIO	buh-TONE-ee-oh	TAVIERRE Thomas	TAV-ee-air
DONTRELL HILLIARD	don-TREL HIL-yard	OLIVIER Vernon	oh-liv-E-AYE
KHADAREL Hodge	ka-DARE-el		
Charley HUGHLETT	HEW-lit		
Larry OGUNJOBI	OH-GUN-JOE-BEE		
DAMARIOUS Randall	duh-MAIR-ee-us		
SHELDRIK Redwine	SHELL-drick		
Joe SCHOBERT	SHOW-bert		
Austin SEIBERT	SIGH-bert		
SIONE TAKITAKI	see-OH-nay TOCK-ee-TOCK-ee		

JAN. 1, 2019

- Signed DL Daniel Ekuale to the reserve/futures list.
- Signed OL Kyle Friend to the reserve/futures list.
- Signed DB Robert Jackson to the reserve/futures list.
- Signed DL Devaroe Lawrence to the reserve/futures list.
- Signed RB Devante Mays to the reserve/futures list.
- Signed DB Lenzy Pipkins to the reserve/futures list.
- Signed DB Tigie Sankoh to the reserve/futures list.
- Signed OL Brad Seaton to the reserve/futures list.
- Signed WR Daniel Williams to the reserve/futures list.

JAN. 7, 2019

- Signed OL David Bright to the reserve/futures list.
- Signed DB Ashton Lampkin to the reserve/futures list.

JAN. 12, 2019

- Freddie Kitchens named head coach.

JAN. 14, 2019

- Steve Wilks named defensive coordinator.
- Todd Monken named offensive coordinator.
- Mike Priefer named special teams coordinator.
- Stump Mitchell named running backs/run game coordinator.
- James Campen named offensive line/associate head coach.
- Ryan Lindley named quarterback coach.
- Jody Wright named special assistant to the head coach.
- Jim Dray named offensive quality control coach.
- Tyler Tettleton named offensive quality control coach.

JAN. 18, 2019

- Joe Whitt named pass game coordinator/secondary coach.
- Al Holcomb named run game coordinator/linebackers coach.
- Chris Jones named senior defensive assistant.
- Tosh Lupoi named defensive line coach.
- John Lilly named tight ends coach.
- John Parrella named assistant defensive line coach.
- Jeff Blasko named assistant offensive line coach.

FEB. 4, 2019

- Waived LB Tanner Vallejo.
- Alonso Escalante named defensive quality control coach.
- Doug Colman named assistant special teams coach.

FEB. 11, 2019

- Signed RB Kareem Hunt.

FEB. 20, 2019

- Signed WR Jaelen Strong.

FEB. 25, 2019

- Re-signed OL Greg Robinson.
- Waived WR Daniel Williams.

MARCH 6, 2019

- Terminated the contract of LB Jamie Collins Sr.

MARCH 8, 2019

- Tendered DL Trevon Coley as exclusive rights free agent.
- Tendered DB Jermaine Whitehead as exclusive rights free agent.
- Tendered WR Rashard Higgins as restricted free agent.

MARCH 11, 2019

- Terminated the contract of TE Darren Fells.

MARCH 12, 2019

- Re-signed DL Carl Davis.

MARCH 13, 2019

- Traded DB Jabrill Peppers, OL Kevin Zeitler, 2019 first round pick and 2019 third round pick to New York Giants for WR Odell Beckham Jr. and DL Olivier Vernon.
- Re-signed LB Ray-Ray Armstrong.

MARCH 14, 2019

- Signed TE Demetrius Harris as unrestricted free agent.
- Signed OL Eric Kush as unrestricted free agent.
- Signed DL Sheldon Richardson as unrestricted free agent.
- Signed LB Adarius Taylor as unrestricted free agent.

MARCH 15, 2019

- Signed OL Kendall Lamm as unrestricted free agent.

MARCH 19, 2019

- Re-signed DB Phillip Gaines.

MARCH 22, 2019

- Signed OL Bryan Witzmann.

APRIL 1

- Traded DL Emmanuel Ogbah to Kansas City for DB Eric Murray.
- Signed DL Trevon Coley as exclusive rights free agent.
- Signed DB Jermaine Whitehead as exclusive rights free agent.
- Signed WR Rashard Higgins as restricted free agent.
- Signed DB Juston Burris.
- Waived DB Derrick Kindred.
- Waived WR Ricardo Louis.
- Waived DB Howard Wilson.

APRIL 3

- Signed FB/TE Orson Charles.

APRIL 5

- Signed DB Morgan Burnett.
- Signed QB Garrett Gilbert.
- Signed WR Damon Sheehy-Guiseppi.

APRIL 25

- Signed WR Ishmael Hyman.

APRIL 26

- Traded 2019 second (49) and fifth round (144) picks to Indianapolis Colts for 2019 second (46) round pick.
- Drafted CB Greedy Williams 46th overall.
- Drafted LB Sione Takitaki 80th overall.

APRIL 27

- Drafted S Sheldrick Redwine 119th overall.
- Drafted LB Mack Wilson 155th overall
- Drafted K Austin Seibert 170th overall
- Drafted T Drew Forbes 189th overall
- Drafted CB Donnie Lewis Jr. 221st overall.

APRIL 29

- Waived OL Kyle Friend.

MAY 1

- Waived G David Bright.

MAY 2

- Signed S Sheldrick Redwine.
- Signed T Drew Forbes.
- Signed CB Donnie Lewis Jr.
- Waived DE Lenny Jones.

MAY 3

- Signed WR Dorian Baker.
- Signed QB David Blough.
- Signed TE Stephen Carlson.
- Signed T Brian Fineanganofa.
- Signed P Jamie Gillan.
- Signed RB Darrin Hall.
- Signed S J.T. Hassell.
- Signed WR D.J. Montgomery.
- Signed DE Jarrell Owens.
- Signed CB Jermaine Ponder.
- Signed DE Wyatt Ray.
- Signed LB Anthony Stubbs.
- Signed C Trevon Tate.
- Signed C Willie Wright.
- Signed LB Dedrick Young II.
- Waived LB D'Juan Hines.
- Signed K Austin Seibert.
- Signed LB Mack Wilson.

MAY 6

- Signed CB Jhavonte Dean.
- Signed RB Trayone Gray.
- Signed LB Willie Harvey.
- Waived RB Darrin Hall.
- Waived CB Ashton Lumpkin.
- Waived LB Xavier Woodson-Luster.

MAY 13

- Signed RB L.J. Scott.
- Waived RB Devante Mays.

MAY 17

- Signed RB D'Ernest Johnson.
- Waived RB L.J. Scott.

MAY 21

- Signed CB Greedy Williams.

MAY 24

- Signed LB Sione Takitaki.

MAY 28

- Waived C Trevon Tate.

JUNE 5

- Waived T Desmond Harrison.

JUNE 6

- Signed T Ka'John Armstrong.

JULY 23

- Signed C Lo Falemaka.

JULY 24

- Placed RB Kareem Hunt on active/non-football injury list.
- Placed RB Trayone Gray on active/non-football injury list.

JULY 27

- Signed RB A.J. Ouellette.
- Waived T Ka'John Armstrong.

JULY 28

- Signed C John Yarbrough.
- Waived C Lo Falemaka with an injury designation.

AUG. 2

- Signed TE Mik'Quan Deane.
- Waived WR Blake Jackson with an injury designation.

AUG. 3

- Signed DT Tracy Sprinkle.
- Waived CB Jermaine Ponder.

AUG. 6

- Waived WR Blake Jackson from injured reserve.

AUG. 8

- Traded RB Duke Johnson Jr. to Houston for undisclosed 2020 draft pick.

AUG. 9

- Signed DT Brandin Bryant.
- Signed T Travis Vornkahl.
- Waived C John Yarbrough.
- Waived DT Tracy Sprinkle.

AUG. 10

- Signed FB Joe Kerridge.

AUG. 11

- Signed TE Rico Gathers.
- Waived TE Orson Charles.

AUG. 21

- Signed WR Braxton Miller.
- Claimed S Montrel Meander via waivers from the Jets.
- Waived TE Mik'Quan Deane (non-football illness).
- Placed WR D.J. Montgomery on injured reserve.

AUG. 26

- Waived CB Jhavonte Dean.

AUG. 27, 2019

- Waived WR Jaelen Strong.

AUG. 29, 2019

- Traded 2020 5th and 6th round picks to Buffalo for G Wyatt • •
- Teller and 2021 7th round pick.

AUG. 30, 2019

- Traded 2022 undisclosed pick to Detroit for QB David Blough and 2022 undisclosed pick.

AUG. 31, 2019

- Waived WR Dorian Baker.
- Waived DT Brandin Bryant.
- Waived TE Stephen Carlson.
- Waived TE Seth DeValve.
- Waived T Brian Fineanganofu.
- Waived RB Trayone Gray.
- Waived LB Willie Harvey.
- Waived S J.T. Hassell.
- Waived WR Ishmael Hyman.
- Waived CB Robert Jackson.
- Waived K Greg Joseph.
- Waived CB Donnie Lewis Jr.
- Waived S Montrel Meander.
- Waived WR Braxton Miller.
- Waived RB A.J. Ouellette.
- Waived DE Jarrell Owens.
- Waived CB Lenzy Pipkins.
- Waived DT Brian Price.
- Waived DE Wyatt Ray.
- Waived S Tigie Sankoh.
- Waived T Brad Seaton.
- Waived WR Damon Sheehy-Guiseppi.
- Waived LB Anthony Stubbs.
- Waived T Travis Vornkahl.
- Waived LB Dedrick Young II.
- Waived WR Derrick Willies.
- Waived G Willie Wright.
- Waived DE Athony Zettel.
- Waived G Kyle Kalis with an injury designation.
- Waived FB Joe Kerridge with an injury designation.
- Terminated contract of LB Ray-Ray Armstrong.
- Terminated contract of P Britton Colquitt.
- Terminated contract of T Bryan Witzmann.
- Terminated contract of DT Carl Davis.
- WR Antonio Callaway suspended by commissioner.
- RB Kareem Hunt suspended by commissioner.
- TE Rico Gathers suspended by commissioner.
- Placed CB Phillip Gaines on injured reserve.
- Traded 2020 Undisclosed draft pick to Tennessee for WR Taywan Taylor.
- Traded 2020 undisclosed pick to Green Bay for G Justin McCray and 2020 undisclosed pick.

SEPT. 1, 2019

- Claimed LB Malik Jefferson via waivers from Cincinnati.
- Claimed TE Ricky Seals-Jones via waivers from Arizona.
- Claimed WR KhaDarel Hodge via waivers from the L.A. Rams.
- Waived S Juston Burris.
- Waived DL Trevon Coley.
- Placed Drew Forbes on injured reserve.
- Signed DT Brandin Bryant to the practice squad.
- Signed TE Stephen Carlson to the practice squad.
- Signed WR Shelton Gibson to the practice squad.
- Signed LB Willie Harvey to the practice squad.
- Signed S J.T. Hassell to the practice squad.
- Signed CB Robert Jackson to the practice squad.
- Signed WR Derrick Willies to the practice squad.
- Signed G Willie Wright to the practice squad.

SEPT. 2, 2019

- Signed T Paul Adams to the practice squad.
- Signed RB Elijah McGuire to the practice squad.

SEPT. 7, 2019

- Signed CB Donnie Lewis Jr. to the practice squad.
- Waived T Paul Adams from the practice squad.

SEPT. 10, 2019

- Waived TE Rico Gathers.

SEPT. 12, 2019

- Signed G Colby Gossett to the practice squad.
- Waived CB Donnie Lewis Jr. from the practice squad.
- Terminated the contract of G Kyle Kalis.

SEPT. 16, 2019

- Signed RB Elijah McGuire to the active roster from the practice squad.
- Placed QB Drew Stanton on injured reserve.

SEPT. 18, 2019

- Signed G Malcolm Pridgeon to the practice squad.

SEPT. 19, 2019

- Waived RB Elijah McGuire.

SEPT. 20, 2019

- Claimed S Juston Burris via waivers from the Oakland.
- Placed TE David Njoku on injured reserve.
- Signed CB Robert Jackson to active roster from the practice squad.
- Signed CB Donnie Lewis Jr. to the practice squad.

SEPT. 21, 2019

- Signed LB Willie Harvey to active roster from the practice squad.
- Placed LB Christian Kirksey on injured reserve.
- Signed RB Elijah McGuire to the practice squad.

OCT. 4, 2019

- Placed LB Willie Harvey on injured reserve.

OCT. 7, 2019

- Activated WR Antonio Callaway to 53-man roster.

OCT. 11

- Signed QB Eric Dungey to the practice squad.
- Placed WR Derrick Willies on practice squad/injured.

OCT. 15

- Traded C Austin Corbett to the Los Angeles Rams in exchange for an undisclosed 2021 draft pick.

OCT. 18

- Waived FB Joe Kerridge from injured reserve.

OCT. 22

- Signed DT Eli Ankou to active roster from Jacksonville's practice squad.
- Signed LB Montrel Meander.
- Released RB Elijah Maguire from the practice squad.

OCT. 24

- Designated OL Drew Forbes for return from injured reserve.

OCT. 28

- Traded DE Genard Avery to Philadelphia in exchange for an undisclosed 2021 draft pick.

OCT. 30

- Claimed LB Tae Davis via waivers from the Giants.

NOV. 1

- Signed TE Stephen Carlson to the active roster from the practice squad.
- Placed DT Daniel Ekuale on injured reserve.

NOV. 4

- Waived S Jermaine Whitehead.
- Signed DE Porter Gustin to the practice squad.

NOV. 8

- Signed C JC Tretter to three-year contract extension.

NOV. 10

- Waived LB Malik Jefferson.

NOV. 11

- Signed DE Bryan Cox.

NOV. 14

- Activated OL Drew Forbes from injured reserve.
- Waived WR Antonio Callaway.

NOV. 15

- DE Myles Garrett suspended by commissioner.
- DT Larry Ogunjobi suspended by commissioner.

NOV. 19

- Placed S Morgan Burnett on injured reserve.

NOV. 20

- Designated TE David Njoku for return from injured reserve.
- Signed S J.T. Hassell to active roster from practice squad.
- Signed S A.J. Howard to practice squad.

NOV. 22

- Signed DT Brandin Bryant to active roster from practice squad.
- Signed DE Porter Gustin to active roster from practice squad.

NOV. 25

- Signed WR J'Mon Moore to the practice squad.

NOV. 26

- Waived DL Devaroe Lawrence.

NOV. 27

- Signed DE Robert McCray to the practice squad.

DEC. 3

- Waived DE Chris Smith.
- Signed DT Justin Zimmer to active roster from Atlanta's practice squad.
- Released S A.J. Howard from the practice squad.
- Signed DE Trevon Young to the practice squad.

DEC. 8

- Activated TE David Njoku from injured reserve.
- Placed CB Robert Jackson on injured reserve.

PUNT RETURNED FOR A TD

By Browns
Travis Benjamin, 78 yards (9/20/15 vs. TEN)

By Opponent
Kaelin Clay, 82 yards (11/30/15 vs. BAL)

KICKOFF RETURNED FOR A TD

By Browns
Joshua Cribbs, 100 yards & 103 yards (12/20/09 at KC)

By Opponent
JuJu Smith-Schuster, 96 yards (12/31/17 at PIT)

INTERCEPTION RETURNED FOR A TD

By Browns
Denzel Ward, 61 yards (12/8/19 vs. CIN)

By Opponent
Zach Cunningham, 38 yards (12/2/18 at HOU)

TWO INTERCEPTIONS IN SAME GAME

By Browns
Joe Schobert (11/24/19 vs. MIA)

By Opponent
Jimmy Smith (12/30/18 at BAL)

THREE INTERCEPTIONS IN SAME GAME

By Browns
Anthony Henry (11/18/01 at BAL)

By Opponent
Kevin Byard (10/22/17 vs. TEN)

FUMBLE RETURNED FOR A TD

By Browns
Craig Robertson, recovered in end zone (12/7/14 vs. IND)

By Opponent
Dont'a Hightower (10/27/1 at NE)

PUNT BLOCK RETURNED FOR A TD

By Browns
Andre King, 28 yards (11/30/03 at SEA)

By Opponent
Anthony Chickillo, 16 yards (9/10/17 vs. PIT)

PUNT BLOCKED

By Browns
Marlon Moore (11/5/15 at CIN)

By Opponent
Davis Moore (10/13/19 vs. SEA)

SHUTOUT SCORED

By Browns
at Cleveland 8, Buffalo 0 (12/16/07)

By Opponent
vs. Cincinnati 30, Cleveland 0 (12/14/14)

PAT UNSUCCESSFUL

By Browns
Austin Seibert (hit right upright) (11/14/19 vs. PIT)

By Opponent
Chris Boswell (hit left upright) (11/14/19 vs. PIT)

TWO-POINT CONVERSION

By Browns
Demetrius Harris reception (10/13/19 vs. SEA)

By Opponent
Cody Core pass from Jeff Driskel (12/23/18 vs. CIN)

FIELD GOAL BLOCKED

By Browns
Denzel Ward (10/27/19 at NE)

By Opponent
T.J. Watt (9/9/18 vs. PIT)

FIELD GOAL BLOCKED RETURNED FOR TD

By Browns
Leigh Bodden, 59 yards (11/13/05 at PIT)

By Opponent
Will Hill III, 62 yards (11/30/15 vs. BAL)

SAFETY SCORED

By Browns
Trevon Coley tackled Peyton Barber in the end zone (10/21/18 at TB)

By Opponent
Baker Mayfield sacked by Tremaine Edmunds in the end zone (11/10/19 vs. BUF)

100 YARDS RUSHING

By Browns
Nick Chubb, 127 yards (12/15/19 at ARI)

By Opponent
Kenyan Drake, 137 yards (12/15/19 at ARI)

100 YARDS RUSHING IN A HALF

By Browns
Nick Chubb, 131 yards in second half (9/29/19 at BAL)

By Opponent
James Conner, 113 yards in second half (10/28/18 at PIT)

200 YARDS RUSHING

By Browns
Jerome Harrison, 286 yards (12/20/09 at KC)

By Opponent
Ahmad Bradshaw, 200 yards (10/7/12 at NYG)

BACK-TO-BACK 100-YARD RUSHING GAMES

By Browns
Nick Chubb, 106 yards (12/8/19 vs. CIN), Nick Chubb, 127 yards (12/15/19 at ARI)

By Opponent
Jeremy Hill, 111 (12/11/16 vs. CIN), LeSean McCoy, 153 (12/18/16 vs. BUF)

TWO 100-YARD RUSHERS IN SAME GAME

By Browns
Leroy Kelly (113) & Ernie Green (103) (10/8/66 vs. PIT)

By Opponent
Arian Foster (124) & Ben Tate (115) (11/6/11 at HOU)

TWO RUSHING TOUCHDOWNS

By Browns
Nick Chubb (3) (9/29/19 at BAL)

By Opponent
Josh Allen (11/10/19 vs. BUF)

THREE RUSHING TOUCHDOWNS

By Browns
Nick Chubb (9/29/19 at BAL)

By Opponent
Kenyan Drake (4) (12/15/19 at ARI)

FOUR RUSHING TOUCHDOWNS

By Browns
Jamal Lewis (11/4/07 vs. SEA)

By Opponent
Kenyan Drake (12/15/19 at ARI)

SUCCESSFUL ONSIDE KICK

By Browns
October 16, 2016 (at TEN)

By Opponent
December 8, 2013 (at NE)

OT GAME WON

By Browns
Cleveland 12 vs. Baltimore 9 (10/7/18)

By Opponent
Tampa Bay 26 vs. Cleveland 23 (10/21/18)

300 YARDS PASSING

By Browns
Baker Mayfield, 327 yards (24-34, 3 TD, 1 INT) (11/24/19 vs. MIA)

By Opponent
Matt Ryan, 330 yards (38-52, 2 TD) (11/11/18 vs. ATL)

BACK-TO-BACK 300-YARD PASSING GAMES

By Browns
Josh McCown, 457 yards (36-51, 2 TD) (10/11/15 at BAL), Josh McCown, 356 yards (32-41, 2 TD) (10/4/15 at SD)

By Opponent
Matt Ryan, 330 yards (38-52, 2 TD) (11/11/18 vs. ATL), Patrick Mahomes, 375 yards (23-32, 3 TD, INT) (11/4/18 vs. KC)

400 YARDS PASSING

By Browns
Josh McCown, 457 yards (36-51, 2 TD) (10/11/15 at BAL)

By Opponent
Derek Carr, 437 yards (35-58, 4 TD, 2 INT) (9/30/18 at OAK)

200 YARDS PASSING IN A HALF

By Browns
Baker Mayfield, 211 yards in first half (10/13/19 vs SEA)

By Opponent
Russell Wilson, 205 yards in first half (10/13/19 vs SEA)

THREE TOUCHDOWN PASSES

By Browns
Baker Mayfield (11/24/19 vs. MIA)

By Opponent
Patrick Mahomes (11/4/18 vs. KC)

FOUR TOUCHDOWN PASSES

By Browns
Baker Mayfield (11/25/18 at CIN)

By Opponent
Derek Carr (9/30/18 at OAK)

FIVE TOUCHDOWN PASSES

By Browns
Derek Anderson (9/16/07 vs. CIN)

By Opponent
Matthew Stafford (11/22/09 at DET)

SIX TOUCHDOWN PASSES

By Browns
None

By Opponent
Carson Palmer (9/16/07 vs. CIN)

100 YARDS RECEIVING

By Browns

Jarvis Landry, 148 yards (11/24/19 vs. MIA)

By Opponent

James Washington, 111 yards (12/1/19 at PIT)

100 YARDS RECEIVING IN A HALF

By Browns

Jarvis Landry, 103 yards in second half (11/24/19 vs. MIA)

By Opponent

Juju Smith-Schuster, 127 yards in first half (12/31/17 at PIT)

TWO 100-YARD RECEIVERS IN SAME GAME

By Browns

Josh Gordon (151) & Jordan Cameron (121) (12/8/13 at NE)

By Opponent

Amari Cooper (128) & Jared Cook (110) (9/30/18 at OAK)

BACK-TO-BACK 100-YARD RECEIVING GAMES

By Browns

Terrelle Pryor Sr., 144 yards (9/25/16 at MIA), Corey Coleman, 104 yards (9/18/16 vs. BAL)

By Opponent

Tyrell Williams, 118 yards (10/14/18 vs. LAC), Mike Evans, 107 yards (10/21/18 at TB)

200 YARDS RECEIVING

By Browns

Josh Gordon, 261 yards (12/1/13 vs. JAX)

By Opponent

Terrell Owens, 222 yards (10/3/10 vs. CIN)

TWO RECEIVING TOUCHDOWNS

By Browns

Jarvis Landry (11/24/19 vs. MIA)

By Opponent

Travis Kelce (11/4/18 vs. KC)

THREE RECEIVING TOUCHDOWNS

By Browns

Jordan Cameron (9/22/13 at MIN)

By Opponent

Martellus Bennett (10/9/16 vs. NE)

500 YARDS TOTAL OFFENSE

By Browns

530 yards (9/29/19 at BAL)

By Opponent

565 yards (9/30/18 at OAK)

TWO SACKS

By Browns

Myles Garrett (10/13/19 vs. SEA)

By Opponent

Cameron Wake (9/8/19 vs. TEN)

THREE SACKS

By Browns

Myles Garrett (9/16/19 at NYJ)

By Opponent

T.J. Watt (9/9/18 vs. PIT)

FOUR SACKS

By Browns

Andra Davis (11/9/03 at KC)

By Opponent

Elivs Dumervil (9/20/09 at DEN)

FOUR FIELD GOALS

By Browns

Austin Seibert (11/3/19 at DEN)

By Opponent

Randy Bullock (12/8/19 vs CIN)

FIVE FIELD GOALS

By Browns

Phil Dawson (11/4/12 vs. BAL)

By Opponent

Ka'imi Fairbairn (12/2/18 at Hou)

SIX FIELD GOALS

By Browns

Phil Dawson (11/5/06 at SD)

By Opponent

None

2019 PLAYER PARTICIPATION

WEEK DATE OPP	1 9/8 TEN	2 9/16 @NYJ	3 9/22 LAR	4 9/29 @BAL	5 10/7 @SF	6 10/13 SEA	7 10/27 @NE	8 11/3 @DEN	9 11/10 CIN	10 11/14 PIT	12 11/24 MIA	13 12/1 @PIT	14 12/8 CIN	15 12/15 @ARI	16 12/22 BAL	17 12/29 @CIN	GP	GS	DNP	IA	
Adams, Paul	PS																0	0	0	0	
Ankou, Eli	Not on team - Released from practice squad on 9/7																7	2	0	1	
Avery, Genard	Not on team - JAW practice squad																2	0	0	5	
Beckham Jr., Odell	IA	IA	SUB	IA	IA	IA	SUB	Not on team - Traded to PHE on 10/29										14	14	0	0
Bitonio, Joel	WR	WR	WR	WR	WR	WR	WR	WR	WR	WR	WR	WR	WR	WR	WR	WR	14	14	0	0	
Brown, Pharaoh	LG	LG	LG	LG	LG	LG	LG	LG	LG	LG	LG	LG	LG	LG	LG	LG	14	14	0	0	
Bryant, Brandon	SUB	SUB	TE	TE	TE	TE	TE	IA	SUB	TE	IA	IA	IA	IA	IA	IA	9	6	0	5	
Burnett, Morgan	PS	PS	PS	PS	PS	PS	PS	PS	PS	PS	SUB	SUB	SUB	SUB	SUB	SUB	4	0	0	0	
Burris, Justin	S	S	IA	IA	S	S	S	S	S	S	IR - R, on 11/20						8	8	0	2	
Callaway, Antonio	Not on team																12	9	0	1	
Carlson, Stephen	Suspended																4	2	0	1	
Carrie, T.J.	PS	PS	PS	PS	PS	PS	PS	TE	TE	SUB	TE	TE	TE	TE	SUB	SUB	7	5	0	0	
Chubb, Nick	SUB	SUB	CB	CB	CB	CB	SUB	SUB	SUB	SUB	DB	DB	SUB	SUB	SUB	SUB	14	6	0	0	
Cox, Bryan	RB	RB	RB	RB	RB	RB	RB	RB	RB	RB	RB	RB	RB	RB	RB	RB	14	14	0	0	
Davis, Tae	Not on team - CAR active roster																4	1	0	1	
Dungey, Eric	Not on team - NVG active roster																11	1	0	4	
Ekuaie, Daniel	Not on team																0	0	0	0	
Forbes, Drew	SUB	SUB	SUB	SUB	SUB	SUB	SUB	SUB	SUB	PS	PS	PS	PS	PS	PS	PS	7	0	0	0	
Garrett, Myles	IR - R, on 11/1																7	0	0	0	
Gathers, Rico	DE	DE	DE	DE	DE	DE	DE	DE	DE	DE	IA	IA	SUB	IA	Suspended			1	0	0	4
Gibson, Shelton	Suspended																10	10	0	0	
Gilbert, Garrett	Not on team - Released from practice squad on 9/10																0	0	0	0	
Gillan, Jamie	P	P	P	P	P	P	P	P	P	P	P	P	P	P	P	P	14	0	0	0	
Gossett, Colby	PS	PS	PS	PS	PS	PS	PS	PS	PS	PS	PS	PS	PS	PS	PS	PS	0	0	0	0	
Gustin, Porter	Not on team																4	0	0	0	
Harris, Demetrius	SUB	SUB	TE	SUB	SUB	SUB	SUB	TE	TE	TE	SUB	TE	IA	SUB	SUB	SUB	13	5	0	1	
Harvey, Willie	PS	PS	SUB	SUB	IR - R, on 10/5												2	0	0	0	
Hassell, J.T.	PS	PS	PS	PS	PS	PS	PS	PS	PS	PS	SUB	SUB	SUB	SUB	SUB	SUB	4	0	0	0	
Higgins, Rashard	WR	IA	IA	IA	IA	DNP	SUB	SUB	SUB	SUB	SUB	SUB	SUB	SUB	SUB	SUB	9	1	1	4	
Hilliard, Dontrell	SUB	IA	SUB	SUB	SUB	SUB	SUB	SUB	SUB	SUB	SUB	SUB	SUB	SUB	SUB	SUB	13	0	0	1	
Hodge, KhaDarel	SUB	SUB	SUB	SUB	SUB	SUB	SUB	SUB	SUB	SUB	SUB	SUB	SUB	SUB	SUB	SUB	14	0	0	0	
Howard, A.J.	Not on team - Eagles and Ravens practice squad																0	0	0	0	
Hubbard, Chris	RT	RT	IA	RT	RT	RT	RT	RT	RT	RT	RT	RT	IA	SUB	Not on team - Released from practice squad on 12/9			0	0	0	0
Hughlett, Charley	LS	LS	LS	LS	LS	LS	LS	LS	LS	LS	LS	LS	LS	LS	LS	LS	12	11	0	2	
Hunt, Kareem	Suspended																6	2	0	0	
Jackson, Robert	PS	PS	SUB	SUB	SUB	SUB	SUB	IA	IA	IA	IA	IA	SUB	IR - R, on 12/7			6	0	0	4	
Jefferson, Malik	SUB	SUB	SUB	SUB	SUB	SUB	SUB	SUB	SUB	Not on team - Waived on 11/2						9	0	0	0		
Johnson, D'Ernest	SUB	SUB	SUB	SUB	SUB	SUB	SUB	SUB	SUB	SUB	SUB	SUB	SUB	SUB	SUB	SUB	14	0	0	0	
Kerridge, Joe	IR - R, on 8/30																0	0	0	0	
Kirksey, Christian	Not on team - Released from team on 10/21																0	0	0	0	
Kush, Eric	WILL	WILL	IR - R, on 9/21												2	2	0	0			
Lamm, Kendall	RG	RG	RG	RG	RG	RG	RG	SUB	SUB	SUB	SUB	SUB	SUB	SUB	SUB	SUB	14	7	0	0	
Landry, Jarvis	SUB	IA	IA	IA	IA	IA	IA	IA	IA	IA	IA	IA	RT	RT	RT	RT	4	2	0	10	
Lawrence, Devaroe	WR	WR	WR	WR	WR	WR	WR	WR	WR	WR	WR	WR	WR	WR	WR	WR	14	14	0	0	
Lewis, Donnie	SUB	SUB	SUB	SUB	SUB	SUB	SUB	SUB	SUB	DT	DT	Not on team - Released from active roster on 11/24				11	2	0	0		
Mayfield, Baker	PS	Not on team	PS	PS	PS	PS	PS	PS	PS	PS	PS	PS	PS	PS	PS	PS	0	0	0	0	
McCray, Justin	QB	QB	QB	QB	QB	QB	QB	QB	QB	QB	QB	QB	QB	QB	QB	QB	14	14	0	0	
McGuire, Elijah	SUB	DNP	RT	SUB	SUB	SUB	LT	SUB	SUB	SUB	SUB	LT	SUB	SUB	SUB	SUB	13	3	1	0	
Meamder, Montrel	Not on team																0	0	0	0	
Mitchell, Terrance	PS	DNP	Not on team - Released from practice squad on 10/22												0	0	1	0			
Montgomery, D.J.	Not on team																0	0	0	0	
Moore, J'Mon	IR - R, on 8/21																0	0	0	0	
Murray, Eric	Not on team																0	0	0	0	
Njoku, David	SUB	S	S	S	SUB	SUB	IA	IA	IA	IA	IA	IA	IA	IA	IA	IA	7	3	0	7	
Ogunjobi, Larry	TE	SUB	IR - R, on 9/20														3	1	0	1	
Pridgeon, Malcolm	DT	DT	DT	DT	DT	DT	DT	DT	DT	DT	Suspended	DT	DT	DT	DT	DT	13	13	0	0	
Randall, Damarious	Not on team																0	0	0	0	
Ratley, Damion	S	IA	IA	S	S	S	IA	IA	S	S	S	IA	S	S	S	S	9	9	0	5	
Redwine, Sheldrick	SUB	WR	SUB	WR	SUB	IA	IA	IA	SUB	SUB	SUB	SUB	SUB	WR	WR	WR	11	3	0	3	
Richardson, Sheldon	SUB	SUB	DNP	IA	IA	SUB	IA	SUB	SUB	SUB	S	S	S	S	S	S	10	3	1	3	
Robinson, Greg	DT	DT	DT	DT	DT	DT	DT	DT	DT	DT	SUB	DE	DE	DE	DE	DE	14	13	0	0	
Sankoh, Tigie#	LT	LT	LT	LT	LT	LT	SUB	LT	LT	LT	LT	LT	IA	LT	LT	LT	13	12	0	1	
Schobert, Joe	PS	PS	PS	PS	PS	PS	PS	PS	PS	PS	PS	PS	PS	PS	PS	PS	0	0	0	0	
Seals-Jones, Ricky	MIKE	MIKE	MIKE	MIKE	MIKE	MIKE	MIKE	MIKE	MIKE	MIKE	MIKE	MIKE	MIKE	MIKE	MIKE	MIKE	14	14	0	0	
Seibert, Austin	IA	SUB	SUB	SUB	SUB	TE	SUB	SUB	IA	SUB	TE	TE	SUB	SUB	SUB	SUB	12	3	0	2	
Smith, Chris	K	K	K	K	K	K	K	K	K	K	K	K	K	K	K	K	14	0	0	0	
Stanton, Drew	SUB	SUB	DNP	SUB	SUB	SUB	IA	SUB	SUB	SUB	SUB	IA	Not on team				8	0	1	2	
Takitaki, Sione	IR - R, on 9/16																0	0	1	0	
Taylor, Adarius	IA	SUB	SUB	SUB	SUB	SUB	SUB	SUB	SUB	SUB	SUB	SUB	SUB	SUB	SUB	SUB	13	0	0	1	
Taylor, Taywan	IA	WR	SUB	SUB	IA	IA	IA	IA	IA	IA	IA	IA	IA	IA	IA	IA	3	1	0	11	
Teller, Wyatt	IA	SUB	SUB	SUB	SUB	SUB	SUB	RG	RG	RG	RG	RG	RG	RG	RG	RG	13	7	0	1	
Thomas, Chad	SUB	SUB	SUB	SUB	SUB	SUB	SUB	SUB	DE	DE	DE	DE	DE	DE	DE	DE	14	6	0	0	
Thomas, Tavierre	SUB	SUB	SUB	SUB	SUB	SUB	SUB	SUB	SUB	SUB	SUB	SUB	SUB	SUB	SUB	SUB	14	0	0	0	
Tretter, JC	C	C	C	C	C	C	C	C	C	C	C	C	C	C	C	C	14	14	0	0	
Vernon, Olivier	DE	DE	DE	DE	DE	DE	DE	DE	IA	IA	IA	IA	IA	IA	IA	IA	9	9	0	5	
Ward, Denzel	CB	CB	IA	IA	IA	IA	CB	CB	CB	CB	CB	CB	CB	CB	CB	CB	10	10	0	4	
Williams, Greedy	CB	CB	IA	IA	IA	IA	CB	CB	CB	CB	CB	CB	CB	CB	CB	CB	10	10	0	4	
Willies, Derrick	PS	PS	PS	PS	PS	IR - R, on 10/10										0	0	0	0		
Wilson, Mack	SUB	SUB	WILL	WILL	WILL	WILL	WILL	WILL	WILL	WILL	WILL	WILL	WILL	WILL	WILL	WILL	14	12	0	0	
Wright, Willie	PS	PS	PS	PS	PS	PS	PS	PS	PS	PS	PS	PS	PS	PS	PS	PS	0	0	0	0	
Zimmer, Justin	Not on team - Fabore's practice squad																0	0	0	2	

WEEK 1, GAME 1



**TITANS 43
BROWNS 13**

Sept. 8, 2019

FirstEnergy Stadium, Cleveland, OH.



The Cleveland Browns fell to the Tennessee Titans in Cleveland's season-opener for the 2019 season, 43-13. The Browns started the game with an efficient opening-drive, going 73 yards on 8 plays in 4:49, ending in a Dontrell Hilliard rushing touchdown to put the Browns ahead early on. After a missed PAT by Austin Seibert, the Browns led 6-0. The ensuing Titans drive would result in a Cairo Santos 37-yard field goal to put the Titans on the board, 6-3. The Titans would take the lead in the second quarter after stringing together an 11-play, 87-yard drive ending in a 1 yd. rushing touchdown by Derrick Henry, putting the Titans in front, 10-6. After trading possessions, the Titans would pin the Browns deep into their zone, ending with a sack in the end zone for a safety by Cameron Wake, to extend their lead to 12-6 heading into halftime. Receiving the ball to start the second half, the Titans would make it a two-possession game, 15-6, as Santos was successful from 53 yards out. Late into the third quarter the Browns would find the end zone again, this time through the air as Baker Mayfield found David Njoku on a quick pass at the goal line. With just over two minutes remaining in the third quarter, the Browns trailed 15-13. The Titans wasted no time with their response as Marcus Mariota's screen pass to Henry out of the backfield would go for 75 yards. Mariota found Delanie Walker in the end zone twice in the fourth quarter. Mariota's touchdown passes, just 3:29 apart, put the Titans up 36-13 with 9:03 remaining. With just over three minutes remaining, Malcolm Butler would intercept a Mayfield pass intended for Jarvis Landry, and return it 38 yards for a touchdown, further extending their lead and putting a cap on the contest, 43-13.

TEAM	1	2	3	4	F
Tennessee	3	9	10	21	43
Cleveland	6	0	7	0	13

SCORING SUMMARY

TEAM	Q	TIME	PLAY
Browns	1	10:11	D.Hilliard 4 yd. run (kick failed, wr)
Titans	1	6:32	C.Santos 37 yd. Field Goal (7-73, 3:39)
Titans	2	9:39	D.Henry 1 yd. run (C.Santos kick) (11-87, 5:10)
Titans	2	1:42	B.Mayfield sacked in the end zone by C.Wake for a Safety
Titans	3	11:53	C.Santos 53 yd. Field Goal (5-44, 3:07)
Browns	3	2:10	D.Njoku 3 yd. pass from B. Mayfield (A. Seibert kick) (6-61, 3:42)
Titans	3	1:57	D.Henry 75 yd. pass from M.Mariota (C.Santos kick) (1-75, 0:13)
Titans	4	12:32	De.Walker 11 yd. pass from M.Mariota (C.Santon kick) (4-35, 1:39)
Titans	4	9:03	De.Walker 7 yd. pass from M.Mariota (C.Santos kick) (4-34, 2:14)
Titans	4	3:02	M.Butler 38 yd. interception return (C.Santos kick)

TEAM STATISTICS

	TEN	CLE
FIRST DOWNS:	21	19
TIME OF POSSESSION:	29:18	30:42
TOTAL NET YARDS: (RU/PA):	339 (123/216)	346 (102/244)
SACKS/YARDS	5/41	4/32
PUNTS/AVERAGE:	6-46.2	5-46.6
PENALTIES/YARDS:	6-54	18-182
FUMBLES/LOST:	0/0	0/0

INDIVIDUAL STATISTICS

PASSING: TEN: M.Mariota 14-24-248 (3 TD); CLE: B.Mayfield 25-38-285 (TD, 3 INT).
RUSHING: TEN: D.Henry 19-84 (TD), M.Mariota 3-24, J.Smith 1-10, D.Lewis 3-7, R.Tannehill 2(-2); CLE: N.Chubb 17-75, D.Johnson 1-13, J. Landry 1-10, D.Hilliard 1-4 (TD).
RECEIVING: TEN: De.Walker 5-55 (2 TD), A.Brown 3-100, D.Lewis 3-6, D.Henry 1-75 (TD), J.Smith 1-7, A.Humphries 1-5; CLE: O.Beckham 7-71, J.Landry 4-67, D.Njoku 4-37, N.Chubb 3-10, R.Higgins 2-46, D.Johnson 2-23, D.Ratley 2-17, D.Hilliard 1-14.

WEEK 2, GAME 2



**BROWNS 23
JETS 3**

Sept. 16, 2019

MetLife Stadium, East Rutherford, N.J.



The Cleveland Browns picked up their first win of the 2019 with a dominant 23-3 victory over the New York Jets on Monday Night Football. Similar to the season-opener against the Titans, the Browns were able to drive down the field on the opening possession of the play and put point on the board, this time coming from a 23-yard field goal from rookie Austin Seibert. After forcing a quick three-and-out, the Browns would improve their led to 6-0 after a 48-yard field goal from Seibert. Without starting quarterback Sam Darnold, the Jets were led out the tunnel to start the game by Trevor Siemian, but an injury to Siemian in the second quarter would result in Luke Falk coming into the game at quarterback for the Jets. Led by Myles Garrett, the Browns defense were able to control the game for the most part and apply pressure at all times to the Jets. Garrett led the Browns in sacks with three on the night. Nick Chubb would get his first touchdown of the 2019 season when he ran 19 yards to the end zone early in the second quarter, further extending Cleveland's lead to 13-0. The Jets avoided the shutout in the second quarter when Sam Ficken kicked the ball through the uprights from 46 yards out. After a third field goal from Seibert, this time from 3 yards, the Browns led 16-3 at halftime. Back and forth, defensive stops to open up the third quarter saw the Browns lead 16-3 towards the end of the third quarter. QB Baker Mayfield extended his streak of at least one touchdown pass in 15 consecutive games to start his career when he found WR Odell Beckham Jr. on a short pass over the middle, resulting in an 89-yard touchdown reception for Beckham. This was a career-long touchdown reception for Beckham and put the cap on the contest at 23-3. The Browns advanced to 1-1 while the Jets fell to 0-2.

TEAM	1	2	3	4	F
Cleveland	6	10	7	0	23
New York	0	3	0	0	3

SCORING SUMMARY

TEAM	Q	TIME	PLAY
Browns	1	10:27	A.Seibert 23 yd. Field Goal (11-76, 4:33)
Browns	1	6:15	A.Seibert 48 yd. Field Goal (6-22, 2:32)
Browns	2	10:16	N.Chubb 19 yd. run (A.Seibert kick) (5-53, 3:07)
Jets	2	2:56	S.Ficken 46 yd. Field Goal (11-47, 7:20)
Browns	2	0:00	A.Seibert 43 yd. Field Goal (5-15, 0:35)
Browns	3	3:32	O.Beckham 89 yd. pass from B.Mayfield (A.Seibert kick) (1-89, 0:11)

TEAM STATISTICS

	CLE	NYJ
FIRST DOWNS:	16	13
TIME OF POSSESSION:	29:41	30:19
TOTAL NET YARDS: (RU/PA):	375 (70/305)	262 (93/169)
SACKS/YARDS	4-32	3-20
PUNTS/AVERAGE:	6-38.5	7-47.0
PENALTIES/YARDS:	9-85	12-89
FUMBLES/LOST:	0/0	1/1

INDIVIDUAL STATISTICS

PASSING: CLE: B.Mayfield 19-35-325 (TD); NYJ: L.Falk 20-25-198, T.Siemian 3-3-3.
RUSHING: CLE: N.Chubb 18-62 (TD), D.Johnson 3-8 ; NYJ: L.Bell 21-68, T.Montgomery 3-25.
RECEIVING: CLE: 6-161 (TD), N.Chubb 4-36, J.Landry 3-32, D.Ratley 2-50, D.Harris 1-4; NYJ: L.Bell 10-61, Ro.Anderson 4-81, J.Crowder 4-40, T.Montgomery 3-15, J.Bellamy 1-5, D.Thomas 1(-1).

WEEK 3, GAME 3



**RAMS 20
BROWNS 13**

Sept. 22, 2019

FirstEnergy Stadium, Cleveland, OH.



The Cleveland Browns were defeated by the Los Angeles Rams on Sunday night falling short, 20-13. In its first Sunday night game since the 2008 season, Cleveland welcomed the defending NFC Champion Los Angeles Rams, their first meeting since 2015. The defenses came to play to start the game, with teams trading possessions and punting early on. The Rams would be the first team to get on the board when K Greg Zuerlein's field goal attempt was good from 53 yards. The Browns would respond with a field goal of their own early in the second quarter when K Austin Seibert's attempt from 23 yards went through the uprights, capping off a 13-play, 70-yard drive lasting 7:25. After trading possessions and both teams punting, the Rams would find themselves in the Cleveland red zone, but Zuerlein's attempt from 48 yards out went wide right, keeping the score at 3-3 halfway through the second quarter. With 0:28 remaining in the half, DE Myles Garrett would record his sixth sack of the season, forcing a fumble, recovered by LB Joe Schobert and returned to the LAR 17. This forced fumble and return would set up another Seibert field goal. Seibert was successful from 35 yards out, putting the Browns up 6-3 at the half. Los Angeles wasted no time to start the second half to regain the lead. Capping off a 10-play, 75-yard drive, Goff found WR Cooper Kupp for the first of his two touchdowns on the night to put the Rams in front, 10-6. Cleveland showed no signs of going away on the ensuing drive, marching down the field 75 yards on 11 plays and capping it off with a 2 yd. TD pass to TE Demetrius Harris from Baker Mayfield in the back of the end zone to regain the lead, 13-10. Holding the lead, CB T.J. Carrie's diving effort was enough to intercept Goff and regain possession for the Browns. After trading possessions, the Rams found the end zone for the second time on the night when Kupp caught his second touchdown of the night, putting the Rams back into the lead 17-13. After forcing the Browns to punt, Los Angeles would reinforce their lead with a 37-yd. field goal from Zuerlein, extending the score to 20-13. S Juston Burris intercepted a Goff pass with under three minutes remaining to give the Browns one final possession with 2:46 remaining. The Browns found themselves on the LAR 4 with 0:43 remaining, but a defensive stand by Los Angeles would close out game.

TEAM	1	2	3	4	F
Los Angeles	3	0	7	10	20
Cleveland	0	6	7	0	13

SCORING SUMMARY

TEAM	Q	TIME PLAY
Rams	1	4:06 G.Zuerlein 53 yd. Field Goal (11-51, 4:58)
Browns	2	11:41 A.Seibert 23 yd. Field Goal (13-70, 7:25)
Browns	2	0:00 A.Seibert 35 yd. Field Goal (4-0, 0:18)
Rams	3	10:40 C.Kupp 11 yd. pass from J.Goff (G.Zuerlein kick) (10-75, 4:20)
Browns	3	4:37 D.Harris 2 yd. pass from B.Mayfield (A.Seibert kick) (11-75, 6:03)
Rams	4	12:48 C.Kupp 6 yd. pass from J.Goff (G.Zuerlein kick) (8-72, 4:12)
Rams	4	6:37 G.Zuerlein 37 yd. Field Goal (9-43, 2:37) 20 13

TEAM STATISTICS

	LAR	CLE
FIRST DOWNS:	20	18
TIME OF POSSESSION:	28:23	31:37
TOTAL NET YARDS: (RU/PA):	345 (90/255)	270 (95/175)
SACKS/YARDS	3/20	2/14
PUNTS/AVERAGE:	2-39.5	6-40.0
PENALTIES/YARDS:	7-50	8-60
FUMBLES/LOST:	1/1	1/0

INDIVIDUAL STATISTICS

PASSING: CLE: B.Mayfield 18-36-195 (TD, INT); LAR: J.Goff 24-38-269 (2 TD, 2 INT)
RUSHING: CLE: N.Chubb 23-96, B.Mayfield 1-(-1); LAR: T.Gurley 14-43, R.Woods 2-18, J.Goff 4-14, B.Cooks 1-8, M.Brown 3-7;
RECEIVING: CLE: O.Beckham 6-56, N.Chubb 4-35, J.Landry 3-62, D.Ratley 3-26, R.Seals-Jones 1-14, D.Harris 1-2 (TD); LAR: C.Kupp 11-102 (2 TD), B.Cooks 8-112, R.Woods 3-40, G.Everett 2-15.

WEEK 4, GAME 4



**BROWNS 40
RAVENS 25**

Sept. 29, 2019

M&T Bank Stadium, Baltimore, MD.



The Cleveland Browns defeated the divisional-rival Baltimore Ravens on Sunday afternoon, 40-25. Cleveland was first to put points on the board when QB Baker Mayfield found TE Ricky Seals-Jones on a shallow crossing route in space for a touchdown with 2:50 remaining in the first quarter. After Ravens CB Maurice Canaday intercepted Mayfield, the Raven were able find the end zone with 1:55 to go in the first half. QB Lamar Jackson's 9-yd. TD pass over the middle was hauled in by WR Miles Boykin. Cleveland responded well to the Ravens' late score by running a 10-play, 81-yard drive in just 1:47 that was capped off by a 24-yd. field goal from K Austin Seibert to the put the Browns in front, 10-7, entering halftime. Baltimore opened the second half with the ball and tied the game at 10-10 with a 41-yd. field goal from Ravens K Justin Tucker. Cleveland's ensuing drive took just 1:34 off the clock as they went 75 yards in three plays. On second and eight from the CLE 27, Mayfield found Seals-Jones in a soft spot of the Ravens' zone coverage, sending Seals-Jones down the field for a 59-yd. reception. On the next play, RB Nick Chubb scored his fourth rushing touchdown on the season, side-stepping and breaking tackles on a 14-yd. run to the end zone. The following drive for the Ravens had promise as they traveled 43 yards on six plays before S Jermaine Whitehead forced a fumble from Ravens RB Mark Ingram II, with DE Chad Thomas recovering. The Browns, now up 17-10, doubled their lead when Chubb capped off an 8-play, 74-yard drive, scoring his second touchdown on the afternoon. Baltimore's ensuing drive was their longest of the game, when they went 75 yards in 14 plays, spanning 6:02. Jackson's pass over the middle in the end zone to TE Mark Andrews, followed by a converted two-point attempt from Ingram, made the divisional clash a one-possession game with 9:51 remaining in the contest. Backed up to their own 12-yard line, Chubb and the Browns wasted no time with their response as a toss to the right for Chubb saw him find a gap in the line as he sprinted 88 yards for a touchdown to regain a two-possession. After a failed two-point attempt from Cleveland, the Browns led 30-18 with 9:35 remaining. Just 1:15 later, the Browns were able to make a defensive stand in the middle of the field as the Ravens turned the ball over on downs. The Browns capitalized and turned it into three points when Seibert was successful from 43 yards, extending Cleveland's lead to 33-18 with 6:56 remaining in the game. On first and 10 from the BAL 46, Jackson looked deep over the middle for Andrews but was intercepted by Whitehead with 5:52 remaining. The Ravens were able to force a three-and-out from the Browns, but their next drive would end in another turnover as DE Devaroe Lawrence recorded his first career interception as he was able to tip Jackson's pass and haul it in himself. RB Dontrell Hilliard capped off the Browns following drive with a 1-yd. TD rush, his second of the season, to put the Browns in front 40-18. Ravens WR Willie Snead caught a short pass from Jackson and turned it up field for a 50-yd. TD catch with 0:30 remaining in the game to make it 40-25.

TEAM	1	2	3	4	F
Cleveland	7	3	14	16	25
Baltimore	0	7	3	15	40

SCORING SUMMARY

TEAM	Q	TIME PLAY
Browns	1	2:50 R.Seals-Jones 9 yd. pass from B.Mayfield (A.Seibert kick) (13-84, 8:31)
Ravens	2	1:55 M.Boykin 9 yd. pass from L.Jackson (J.Tucker kick) (7-58, 3:40)
Browns	2	0:08 A.Seibert 24 yd. Field Goal (10-81, 1:47)
Ravens	3	11:15 J.Tucker 41 yd. Field Goal (8-62, 3:45)
Browns	3	9:41 N.Chubb 14 yd. run (A.Seibert kick) (3-75, 1:34)
Browns	3	0:53 N.Chubb 2 yd. run (A.Seibert kick) (8-74, 5:18)
Ravens	4	9:51 M.Andrews 8 yd. pass from L.Jackson (M.Ingram run) (14-75, 6:02)
Browns	4	9:35 N.Chubb 88 yd. run (pass failed) (1-83, 0:16)
Browns	4	6:56 A.Seibert 43 yd. Field Goal (4-6, 1:19) 33 18
Browns	4	2:14 D.Hilliard 1 yd. run (A.Seibert kick) (6-39, 3:07)
Ravens	4	0:30 W.Snead 50 yd. pass from L.Jackson (5-79, 1:44)

TEAM STATISTICS

	CLE	BAL
FIRST DOWNS:	22	24
TIME OF POSSESSION:	30:17	29:43
TOTAL NET YARDS: (RU/PA):	530 (193/337)	395 (173/222)
SACKS/YARDS	4/25	1/5
PUNTS/AVERAGE:	3-42.3	3-43.7
PENALTIES/YARDS:	6-41	3-15
FUMBLES/LOST:	0-0	2-1

INDIVIDUAL STATISTICS

PASSING: CLE: B.Mayfield 20-30-342 (TD, INT), O.Beckham 1-0-0; BAL: L.Jackson 24-34-243 (3 TDs, 2 INT).
RUSHING: CLE: N.Chubb 20-165 (3 TDs), D.Hilliard 6-27 (TD), B.Mayfield 3-1; BAL: M.Ingram 12-71, L.Jackson 9-66, G.Edwards 6-28, J.Hill 2-8.
RECEIVING: CLE: J.Landry 8-167, R.Seals-Jones 3-82 (TD), N.Chubb 3-18, D.Hilliard 2-27, O.Beckham 2-20, P.Brown 1-18, D.Ratley 1-10; BAL: S.Roberts 4-36, M.Andrews 4-31 (TD), M.Brown 4-22, M.Boykin 3-32 (TD), W.Snead 2-61 (TD), H.Hurst 2-39, J.Hill 2-9, N.Boyle 1-9, G.Edwards 1-8, M.Ingram 1-0.

WEEK 5, GAME 5



**BROWNS 3
49ERS 31**

Oct. 7, 2019

Levi's Stadium, San Francisco, Calif.



The Cleveland Browns were defeated by the San Francisco 49ers on Monday night, 31-3. After forcing a three-and-out to open the game, the 49ers got on the board early and on their first offensive play of the game. 49ers RB Matt Breida's 83-yard rushing touchdown just 1:43 into the game opened the scoring between the teams. San Francisco was able to retain possession of the ball quickly after when 49ers CB Richard Sherman intercepted QB Baker Mayfield. The 49ers doubled their lead just past the halfway point of the first quarter when 49ers QB Jimmy Garoppolo found Breida for a 5-yard touchdown pass, Breida's second touchdown of the game. The 49ers were able to force another turnover from Mayfield, this time a forced fumble by 49ers DT DeForest Buckner. The Browns were able to put points on the board early in the second quarter when K Austin Seibert's field goal attempt from 30 yards was good. With 4:45 remaining in the second quarter, Mayfield was intercepted for the second time in the game when 49ers CB K'Waun Williams was able to grab a bobble from WR Antonio Callaway at the SF 2, and return it to midfield. Shortly after, 49ers RB Tevin Coleman put the 49ers up 21-3 with a 19-yard rushing touchdown. San Francisco extended their lead to 28-3 on the opening drive of the second half when Garoppolo threw a 22-yard touchdown pass over the middle to 49ers TE George Kittle. With 5:08 left in the game, the 49ers would score for their final points on the night, extending their lead for a final time, 31-3 with a 44-yard field goal from K Robbie Gould.

TEAM	1	2	3	4	F
Cleveland	0	3	0	0	3
San Francisco	14	7	7	3	31

SCORING SUMMARY

TEAM	Q	TIME	PLAY
49ers	1	13:37	M.Breida 83 yd. run (R.Gould kick) (1-83, 0:11)
49ers	1	6:26	M.Breida 5 yd. pass from J.Garoppolo (R.Gould kick) (8-74, 3:57)
Browns	2	11:22	A.Seibert 30 yd. Field Goal (10-51, 4:47)
49ers	2	1:54	T.Coleman 19 yd. run (R.Gould kick) (6-49, 2:51)
49ers	3	10:37	G.Kittle 22 yd. pass from J.Garoppolo (R.Gould kick) (9-90, 4:23)
49ers	4	5:08	R.Gould 44 yd. Field Goal (4-3, 1:54)

TEAM STATISTICS

	CLE	SF
FIRST DOWNS:	9	22
TIME OF POSSESSION:	22:17	37:43
TOTAL NET YARDS: (RU/PA):	180(102/78)	446(275/171)
SACKS/YARDS	2/10	4/42
PUNTS/AVERAGE:	7/56.7	4/44.0
PENALTIES/YARDS:	7/55	4/34
FUMBLES/LOST:	3/2	1/0

INDIVIDUAL STATISTICS

PASSING: CLE: B.Mayfield 8-22-100 (2 INT), O.Beckham, Jr. 1-1-20, G.Gilbert 1-0-0
SF: J.Garoppolo 20-29-181 (2 TD)
RUSHING: CLE: N.Chubb 16-87, O.Beckham, Jr. 2-15; **SF:** M.Breida 11-114 (TD), T.Coleman 16-97 (TD), R.Mostert 7-34, G.Kittle 1-18, M.Goodwin 1-15, J.Garoppolo 4-(-3).
RECEIVING: CLE: J.Landry 4-75, O.Beckham, Jr. 2-27, N.Chubb 1-12, D.Johnson 1-6, D.Harris 1-0; **SF:** G.Kittle 6-70 (TD), M.Goodwin 3-41, M.Breida 3-15 (TD), K.Bourne 2-24, K.Jusczyk 2-20, R.Dwelle 2-(-3), D.Pettis 1-11, D.Samuel 1-3.

WEEK 6, GAME 6



**SEAHAWKS 32
BROWNS 28**

Oct. 13, 2019

FirstEnergy Stadium, Cleveland, Ohio



The Seattle Seahawks defeated the Cleveland Browns on Sunday afternoon, 32-28. Giving the Browns their best field position to start a game this season, RB Dontrell Hilliard returned the opening kickoff 74 yards to the SEA 26. The Browns capitalized on this with an opening-drive touchdown rush from RB N.Chubb from seven yards out to put the Browns in front, 7-0 to begin the day. Seahawks QB R.Wilson responded with 75-yard touchdown drive, ending with a 16-yard TD rush from the quarterback. K J.Meyers' PAT attempt was no good, wide right. The Browns extended their lead on the ensuing drive when QB B.Mayfield led a 10-play, 69-yard drive, capped off by a rushing touchdown of his own from 10 yards out. The Browns led 14-6 entering the second quarter and once again extended their lead to 20-6 early in the second quarter when Mayfield found TE R.Seals-Jones on a 31-yard TD pass. K A.Seibert's PAT attempt was no good, wide left. After a blocked punt and two interceptions from the Seattle defense, Meyers was good on two field goals from 38 and 20 yards out to cut into Cleveland's lead. Late in the first half, Seattle found the end zone for the second time, this time coming through the air when Wilson found WR J.Brown in the right side of the end zone from 17 yards out. After a failed two-point conversion attempt by the Seahawks, Cleveland entered halftime with a 20-18 lead. After a punt from Seattle and a fumble by Chubb, Seattle took the lead for the first time with 6:00 remaining in the third quarter when Wilson found Brown in the end zone for the second time on the afternoon, this time from 6 yards out to put Seattle in front, 25-20. After defensive stops, a fumble by RB C.Prosise, and a goal-line stop by the Seahawks, neither team put points on the board again until 9:02 remained in the fourth quarter when Chubb rushed for his second touchdown on the day, this time from 2 yards out, to put the Browns back in front, 28-25. Down by three, with the ball and 9:02 remaining in the game, Wilson and the Seahawks put together a 9-play, 79-yard drive lasting 5:32. The drive was capped off by a rushing touchdown from RB C.Carson to put the Seahawks in front, 32-28. The Browns received the ball with 3:30 remaining in the game, but the Seahawks regained possession and closed out the game just 49 seconds later when K.Wright intercepted Mayfield.

TEAM	1	2	3	4	F
Seattle	6	12	7	7	32
Cleveland	14	6	0	8	28

SCORING SUMMARY

TEAM	Q	TIME	PLAY
Browns	1	13:01	N.Chubb 7 yd. run (A.Seibert kick) (3-23, 1:59)
Seahawks	1	8:52	R.Wilson 16 yd. run (kick failed, wr) (7-75, 4:09)
Browns	1	4:43	B.Mayfield 10 yd. run (A.Seibert kick) (10-69, 4:09)
Browns	2	14:54	R.Seals-Jones 31 yd. pass from B.Mayfield (kick failed, wl) (3-92, 1:25)
Seahawks	2	10:46	J.Myers 38 yd. Field Goal (9-55, 4:08)
Seahawks	2	7:25	J.Myers 20 yd. Field Goal (6-18, 2:41)
Seahawks	2	0:22	J.Brown 17 yd. pass from R.Wilson (run failed)
Seahawks	3	6:00	J.Brown 6 yd. pass from R.Wilson (J.Myers kick) (7-58, 2:54)
Browns	4	9:02	N.Chubb 3 yd. run (B.Mayfield-D.Harris pass) (2-24, 0:46)
Seahawks	4	3:30	C.Carson 1 yd. run (J.Myers kick) (9-79, 5:32)

TEAM STATISTICS

	SEA	CLE
FIRST DOWNS:	29	21
TIME OF POSSESSION:	33:41	26:19
TOTAL NET YARDS: (RU/PA):	454(170/284)	406(249/157)
SACKS/YARDS	0/0	3/11
PUNTS/AVERAGE:	4/39.0	2/30.5
PENALTIES/YARDS:	10/65	9/83
FUMBLES/LOST:	1/1	1/1

INDIVIDUAL STATISTICS

PASSING: CLE: B.Mayfield 22-37-249 (1 TD, 3 INT). **SEA:** R.Wilson 23-33-295 (2 TD).
RUSHING: CLE: N.Chubb 20-122 (2 TD), B.Mayfield 4-35 (TD); **SEA:** C.Carson 24-124 (TD), R.Wilson 9-31 (TD), C.Prosise 3-8, DK.Metcalf 1-4, T.Lockett 1-3.
RECEIVING: CLE: O.Beckham 6-101, N.Chubb 5-17, R.Seals-Jones 3-47 (TD), J.Landry 3-36, A.Callaway 2-22, D.Hilliard 2-17, P.Brown 1-9; **SEA:** T.Lockett 5-75, DK.Metcalf 4-69, C.Carson 4-35, D.Moore 3-36, J.Brown 3-29 (2 TD), L.Wilson 2-16, N.Bellore 1-20, C.Prosise 1-15.

WEEK 8, GAME 7



**BROWNS 13
PATRIOTS 27**

Oct. 27, 2019

Gillette Stadium, Foxborough, Mass.



The New England Patriots defeated the Cleveland Browns, 27-13, on Sunday afternoon. A rainy afternoon in New England to begin the game saw both teams rush the ball early and often. After a series of punts, the Patriots were first to put points on the board just past the halfway mark of the first quarter when K Mike Nugent was good from 20 yards to put the Patriots in front, 3-0. On the ensuing drive, LB Dont'a Hightower recovered a Nick Chubb fumble and returned it for a touchdown to further extend New England's lead to 10-0. The very next play for the Browns resulted in another fumble from Chubb, this time at the end of a 44-yard gain on the ground. After being forced to punt, the Patriots defense created yet another turnover when DT Lawrence Guy intercepted Baker Mayfield on the Browns' first play of the drive. New England capitalized on the interception when QB Tom Brady found WR Julian Edelman in the end zone for an 8-yard TD pass, extending the Patriots' lead to 17-0 at the end of the first quarter. Cleveland was able to cut into New England's lead when TE Demetrius Harris capped off a 6-play, 54-yard drive with a 21-yard TD reception from QB Baker Mayfield to make it 17-7 in favor of the Patriots entering halftime. With 8:37 remaining in the third quarter, K Austin Seibert made it a one-possession game, 17-10, with a 38-yard field goal. Just 2:26 later, Brady and the Patriots completed a 7-play, 84-yard drive, resulting in another touchdown reception for Edelman, this time from 14 yards out. Nugent extended the Patriots' lead for the final time at the halfway point of the fourth quarter with a 29-yard field goal to give the Patriots a 27-10 lead. Seibert was able to cut into the Patriots' lead for Cleveland with a 47-yard field late in the fourth quarter. New England would finish out the game, defeating the Browns, 27-10.

TEAM	1	2	3	4	F
Cleveland	0	7	3	3	13
New England	17	0	7	3	27

SCORING SUMMARY

TEAM Q TIME PLAY

Patriots	1	6:35	M.Nugent 20 yd. Field Goal (12-71, 5:53)
Patriots	1	5:45	D.Hightower 26 yd. fumble return (M.Nugent kick)
Patriots	1	1:47	J.Edelman 8 yd. pass from T.Brady (M.Nugent kick) (2-11, 0:44)
Browns	2	7:44	D.Harris 21 yd. pass from B.Mayfield (A.Seibert kick) (6-54, 3:28)
Browns	3	8:37	A.Seibert 38 yd. Field Goal (12-55, 6:23)
Patriots	3	6:11	J.Edelman 14 yd. pass from T.Brady (M.Nugent kick)
Patriots	4	7:43	M.Nugent 29 yd. Field Goal (11-62, 5:27)
Browns	4	2:33	A.Seibert 47 yd. Field Goal (7-47, 1:34)

TEAM STATISTICS

	CLE	NE
FIRST DOWNS:	15	19
TIME OF POSSESSION:	27:45	32:15
TOTAL NET YARDS: (RU/PA):	310(159/151)	318(79/239)
SACKS/YARDS	3/20	5/43
PUNTS/AVERAGE:	4/44.5	5/45.4
PENALTIES/YARDS:	13/85	4/32
FUMBLES/LOST:	3/2	1/0

INDIVIDUAL STATISTICS

PASSING: CLE: B.Mayfield 20-31-194 (TD, INT) NE: T.Brady 20-36-259 (2 TD)
RUSHING: CLE: N.Chubb 20-131, B.Mayfield 1-18, D.Hilliard 1-10; NE: S.Michel 21-74, R.Burkhead 3-4, J.White 2-4, J.Edelman 1(-3).
RECEIVING: CLE: J.Landry 5-65, O.Beckham Jr. 5-52, D.Hilliard 4-24, D.Harris 2-33 (TD), A.Callaway 2-11, N.Chubb 1-7, R.Higgins 1-2; NE: J.Edelman 8-78 (2 TD), J.White 4-75, P.Dorsett 3-43, M.Sanu 2-23, B.Watson 1-26, R.Burkhead 1-9, J.Meyers 1-5.

WEEK 9, GAME 8



**BROWNS 19
BRONCOS 24**

Nov. 3, 2019

Empower Field at Mile High, Denver, Colo.



The Denver Broncos defeated the Cleveland Browns on Sunday afternoon, 24-19. After punts on each teams' opening possession, the Broncos were the first to put points on the board when Broncos QB Brandon Allen found Broncos WR Courtland Sutton over the top in the end zone from 21 yards, capping off a 9-play, 63-yard drive with 6:16 remaining in the first quarter. The Browns responded on the ensuing drive when K Austin Seibert's field goal attempt from 39 yards was good. The very next play from scrimmage resulted in a 75-yard touchdown reception for Broncos rookie TE Noah Fant. Fant caught Allen's pass 10 yards downfield before breaking three tackles and turning up field and to the end zone. Trailing 14-3, the Browns were able to reach the red zone again, resulting in another field goal from Seibert, this time from 30 yards out. The Browns would inch closer with their third first-half field goal with 3:53 remaining in the first when Seibert was successful from 27 yards. After a 43-yard field goal from Broncos K Brandon McManus, the Broncos entered the half with a 17-12 lead. After trading possessions and forcing punts to start the third quarter, a crucial moment in the game came when QB Baker Mayfield was stopped for no gain on a fourth and one on the Denver 5-yard line. After failing to convert, Broncos RB Phillip Lindsay extended Denver's lead to 24-12 with a 30-yard rush with 1:13 remaining in the third quarter. Down 12, the Browns showed signs of life early in the fourth quarter when QB Baker Mayfield found WR Jarvis Landry in the flat before turning it up field into the end zone for a 9-yard touchdown reception. Cleveland's first touchdown of the game capped off a 9-play, 76-yard drive. Now trailing 24-19, the Browns were able to gain possession one last time with 7:21 remaining in the contest, but Cleveland was unable to convert on fourth down in Denver territory with 3:19 remaining. The Cleveland defense was not able to force a three-and-out, thus allowing Denver to run out the clock and seal the victory.

TEAM	1	2	3	4	F
Cleveland	0	12	0	7	19
Denver	7	10	7	0	24

SCORING SUMMARY

TEAM Q TIME PLAY

Broncos	1	6:09	C.Sutton 21 yd. pass from B.Allen (B.McManus kick) (9-63, 4:47)
Browns	2	12:48	A.Seibert 39 yd. Field Goal (5-19, 2:20) 3 7 2 12:48
Broncos	2	12:34	N.Fant 75 yd. pass from B.Allen (B.McManus kick) (1-75, 0:14)
Browns	2	7:14	A.Seibert 30 yd. Field Goal (9-64, 5:20)
Browns	2	3:49	A.Seibert 27 yd. Field Goal (6-9, 2:22)
Broncos	2	1:47	B.McManus 43 yd. Field Goal (5-43, 2:02)
Browns	2	0:15	A.Seibert 30 yd. Field Goal (13-63, 1:32)
Broncos	3	1:06	P.Lindsay 30 yd. run (B.McManus kick) (7-95, 4:10)
Browns	4	10:47	J.Landry 9 yd. pass from B.Mayfield (A.Seibert kick) (9-76, 5:19)

TEAM STATISTICS

	CLE	DEN
FIRST DOWNS:	21	13
TIME OF POSSESSION:	35:30	24:30
TOTAL NET YARDS: (RU/PA):	351 (90/261)	302 (127/175)
SACKS/YARDS	3/18	2/12
PUNTS/AVERAGE:	3/53.3	4/43.3
PENALTIES/YARDS:	5/40	7/55
FUMBLES/LOST:	0-0	1/1

INDIVIDUAL STATISTICS

PASSING: CLE: B.Mayfield 27-42-273 (TD) DEN: B.Allen 12-20-193 (2 TD).
RUSHING: CLE: N.Chubb 20-65, B.Mayfield 3-22, D.Hilliard 5-8, O.Beckham Jr. 1(-5); DEN: P.Lindsay 9-92 (TD), R.Freeman 5-15, B.Allen 5-13, C.Sutton 1-7.
RECEIVING: CLE: J.Landry 6-51 (TD), O.Beckham Jr. 5-87, A.Callaway 4-56, N.Chubb 4-26, D.Harris 3-25, R.Seals-Jones 2-12, D.Hilliard 2-6, K.Hodge 1-10; DEN: C.Sutton 5-56 (TD), N.Fant 3-115 (TD), D.Booker (1-14, T.Fumagali 1-9, D.Spencer 1-0.

WEEK 10, GAME 9



**BILLS 16
BROWNS 19**

Nov. 10, 2019

FirstEnergy Stadium, Cleveland, Ohio



The Cleveland Browns defeated the Buffalo Bills on Sunday afternoon, 19-16, following a game-winning 82-yard drive late in the fourth quarter, led by QB Baker Mayfield. The Browns received the opening kickoff and wasted no time getting on the board QB Baker Mayfield coordinated a 6-play, 75-yard touchdown drive, capped off by a 17-yard touchdown reception by WR Jarvis Landry, just 2:47 into the game. After a personal foul called on Landry, K Austin Seibert was forced to kick an extended PAT and went wide right. After a quick Buffalo series, the Browns were knocking on the door again, this time at the Buffalo 1-yard line. The Browns snapped the ball eight times from within the Buffalo 2 yard line, but after two pass interference calls on the Bills and five separate plays in which the Bills stopped Chubb at the 1 yard line, the Browns came out empty handed. After trading possessions, the Bills found the end zone and took the lead with 10:13 remaining in the second quarter when Josh Allen dropped back, tucked the ball and found empty space down the middle as he ran 10 yards for a touchdown to give the Bills a 7-6 lead. Cleveland responded on the ensuing drive as it was able to once again get to a goal line situation, but were forced to settle for 3 points and a 9-7 lead, as Seibert was good from 27 yards with 3:38 remaining in the half. The Bills were able to tie the game at 9-9 with 10:53 remaining in the third quarter when Mayfield was sacked in the end zone for a safety. The Browns were able to regain their lead later in the quarter after forcing the Bills to punt and scoring another field goal on the ensuing drive, this time from 47 yards. With the Browns leadings 12-9 going into the fourth quarter, neither team would score again until the 5:34 mark in the fourth quarter when Allen scored his second rushing touchdown on the afternoon with a 1-yard quarterback sneak to give the Bills a 16-12 lead. On the ensuing drive, Mayfield was 7/8 for 61 yards including a game-winning touchdown pass to WR Rashard Higgins. Mayfield found Higgins from 7 yards out to put the Browns in front, 19-16, with 1:48 remaining. The Buffalo Bills received the ball with 1:44 remaining and one timeout. Allen was able to connect with receivers multiple times to march down the field and into field goal range, but K Steven Hauschka's potential game-tying field goal with 0:22 remaining in the game would go wide left, sealing the victory for Cleveland.

TEAM	1	2	3	4	F
Buffalo	0	7	2	7	16
Cleveland	6	3	3	7	19

SCORING SUMMARY

TEAM	Q	TIME	PLAY
Browns	1	12:09	J.Landry 17 yd. pass from B.Mayfield (kick failed, wr) (6-75, 2:51)
Bills	2	10:09	Jos.Allen 10 yd. run (S.Hauschka kick) (9-76, 4:39)
Browns	2	3:35	A.Seibert 27 yd. Field Goal (13-69, 6:34)
Bills	3	10:53	B.Mayfield sacked in end zone by T.Edmunds for a Safety
Browns	3	3:49	A.Seibert 47 yd. Field Goal (10-56, 5:01)
Bills	4	5:26	Jos.Allen 1 yd. run (S.Hauschka kick) (7-48, 3:44)
Browns	4	1:44	R.Higgins 7 yd. pass from B.Mayfield (A.Seibert kick) (10-82, 3:42)

TEAM STATISTICS

	CLE	BUF
FIRST DOWNS:	24	20
TIME OF POSSESSION:	31:46	28:14
TOTAL NET YARDS: (RU/PA):	368 (147/221)	344 (84/266)
SACKS/YARDS	1/6	2/17
PUNTS/AVERAGE:	3/48.7	4/49.8
PENALTIES/YARDS:	7/40	4/70
FUMBLES/LOST:	1/0	1/0

INDIVIDUAL STATISTICS

PASSING: CLE: B.Mayfield 26-38-238 (2 TD) **BUF:** J.Allen 22-41-266.
RUSHING: CLE: N.Chubb 20-116, K.Hunt 4-30 B.Mayfield 2-1; **BUF:** D.Singletery 8-42, J.Allen 6-28 (2 TD), F.Gore 5-12, P.DiMarco 1-2.
RECEIVING: CLE: J.Landry 9-97 (TD), K.Hunt 7-44, O.Beckham 5-57, D.Harris 2-28, N.Chubb 2-5, R.Higgins 1-5 (TD); **BUF:** J.Brown 5-77, C.Beasley 4-74, D.Knox 4-55, D.Singletery 3-8, I.McKenzie 2-19, R.Foster 1-20, A.Roberts 1-7, F.Gore 1-4, P.DiMarco 1-2.

WEEK 11, GAME 10



**STEELERS 7
BROWNS 21**

Nov. 14, 2019

FirstEnergy Stadium, Cleveland, Ohio



The Cleveland Browns defeated the Pittsburgh Steelers on Thursday Night Football, 21-7. After forcing a three-and-out on defense, the Browns wasted no time putting points on the board as they needed just five plays to go 65 yards and into the end zone. QB Baker Mayfield found WR Odell Beckham Jr. over the middle for a gain of 42 yards to the PIT-1. Mayfield capped off the drive with a 1-yard touchdown run to put the Browns in front early, 7-0. On the following Steelers drive, the visitors were able to get into field goal range, but came up empty handed after K Chris Boswell's attempt from 44 yards was no good. After each team punted on four consecutive possessions, the Browns were able to march down the field with another big gain through the air, this time coming via a career-long 41-yard reception from WR KhaDarel Hodge. The Browns extended their lead to 14-0 when Mayfield found WR Jarvis Landry in the end zone for a 1-yard touchdown reception with 9:59 remaining in the half. This was Landry's third-consecutive game with a TD reception, becoming the first Brown to do so since 2015. With 3:44 to go in the second quarter, the Steelers attempted a flea-flicker, but a great play on the ball from CB Denzel Ward to tip the ball into the air was rewarded by S Morgan Burnett, who was there to intercept Rudolph's pass. On the ensuing drive, the Browns were unable to put more points on the board as K Austin Seibert's 45-yard field goal attempt was no good. The Browns entered halftime with a 14-0 lead. The Browns were held to a three-and-out on the opening drive of the first half, but quickly regained possession of the ball when LB Joe Schobert intercepted Rudolph. The Browns were unable to turn their takeaway into points, and the Steelers' next possession would result in their first points of the night. After a series of defensive penalties, including the ejection of S Damarious Randall for a personal foul, the Steelers entered the red zone for the first time. The Steelers cut the lead to 14-7 when Rudolph found Steelers RB Jaylen Samuel out of the backfield for a 3-yard touchdown pass with 5:45 remaining in the third quarter. On the following drive, Cleveland was able to reach the PIT-31, but Seibert's second miss of the night, this time from 50 yards, resulted in the Browns coming up empty-handed to close the third quarter. After trading possessions for the majority of the fourth quarter, Schobert intercepted Rudolph for the second time on the evening with 6:32 remaining in the game. The Browns capitalized on this takeaway when Mayfield found rookie TE Stephen Carlson in the back of the end zone for a 8-yard touchdown reception, Carlson's first reception of his career. With the Browns leading 21-7, the Steelers had just 5:25 remaining in the contest to mount a comeback, but an overthrown pass from Rudolph was intercepted by S Juston Burris with 3:54 remaining in the game. The Browns punted the ball back to the Steelers with 1:40 remaining, but the Browns were able to force a turnover on downs to finish the game and close out a 21-7 win over the Steelers. The Browns improved to 4-6 with their first win over Pittsburgh since 2014. This marked the first time the Browns have defeated both the Baltimore Ravens and Pittsburgh Steelers in the same season.

TEAM	1	2	3	4	F
Pittsburgh	0	0	7	0	7
Cleveland	7	7	0	7	21

SCORING SUMMARY

TEAM	Q	TIME	PLAY
Browns	1	11:07	B.Mayfield 1 yd. run (A.Seibert kick) (5-65, 2:12)
Browns	2	9:55	J.Landry 1 yd. pass from B.Mayfield (A.Seibert kick) (7-77, 4:03)
Steelers	3	5:39	J.Samuels 3 yd. pass from M.Rudolph (C.Boswell kick) (5-87, 2:32)
Browns	4	5:25	S.Carlson 8 yd. pass from B.Mayfield (A.Seibert kick) (3-4, 0:57)

TEAM STATISTICS

	PIT	CLE
FIRST DOWNS:	18	17
TIME OF POSSESSION:	26:04	33:56
TOTAL NET YARDS: (RU/PA):	236 (58/178)	293 (104/189)
SACKS/YARDS	1/4	4/43
PUNTS/AVERAGE:	5/49.6	8/45.8
PENALTIES/YARDS:	6/41	8/121
FUMBLES/LOST:	1/0	0/0

INDIVIDUAL STATISTICS

PASSING: CLE: B.Mayfield 17-32-193 (2 TD) **PIT:** M.Rudolph 23-44-221
RUSHING: CLE: N.Chubb 27-92, K.Hunt 6-12, B.Mayfield 1-1, G.Gilbert 1-(-1); **PIT:** J.Samuels 5-26, M.Rudolph 2-15, T.Edmunds 3-11, J.Conner 5-10, T.Brooks-James 1-(-4).
RECEIVING: CLE: K.Hunt 6-46, O.Beckham 4-60, J.Landry 4-43 (TD), K.Hodge 1-41, S.Carlson 1-8 (TD), W.Teller 1-(-5); **PIT:** J.Samuels 5-19 (TD), J.Washington 3-49, V.McDonald 3-33, T.Edmunds 3-27, T.Jones 2-24, J.Smith-Schuster 2-21, D.Johnson 2-17, J.Holton 1-18, N.Vannett 1-7, J.Conner 1-6.

WEEK 12, GAME 11



**DOLPHINS 24
BROWNS 41**

Nov. 24, 2019

FirstEnergy Stadium, Cleveland, Ohio



The Cleveland Browns defeated the Miami Dolphins on Sunday afternoon, 41-24. After the Browns elected to receive, the first play from scrimmage resulted in a 32-yard gain when QB Baker Mayfield found RB Nick Chubb on a screen pass. The Browns were able to go 75 yards in just over five minutes, capped off by a touchdown reception from WR Jarvis Landry from 7 yards out. This marked the third consecutive game in which the Browns scored on their opening possession while Landry became the first Browns WR to catch a touchdown pass in four consecutive games since Josh Gordon in 2013. After three consecutive drives amounting to no points, the Browns doubled their lead when Mayfield found WR Odell Beckham Jr. in space over the top for a 35-yard touchdown pass, increasing the Browns' lead to 14-0 heading into the second quarter. A failed fake punt attempt by the Dolphins to begin the second quarter saw the Browns gain possession in Miami territory. The Browns relied heavily on Chubb to begin the series as he rushed for a total of 15 yards on three consecutive carries. Once Cleveland reached the red zone, they turned to the air as Mayfield found Landry in the end zone for the second time on the day to put the Browns ahead 21-0 with 10:31 remaining in the half. On the ensuing drive from Miami, the Dolphins were able to reach the CLE-31 before LB Joe Schobert intercepted QB Ryan Fitzpatrick. From his own 27 yard-line, Mayfield orchestrated a 9-play, 73-yard TD drive as he completed each of his five pass attempts on the drive for 52 yards to set up a 6-yard touchdown rush from RB Kareem Hunt, his first with Cleveland. Miami was able to put points on the board late in the half as the Dolphins went 63 yards on nine plays in just 1:01 and capped off the drive with a 36-yard field goal from K Jason Sanders. The Browns entered halftime with a 28-3 lead. After going three-and-out to start the second half, Dolphins CB Ryan Lewis intercepted Mayfield to put Miami in Cleveland territory. The Dolphins were able to turn this into points as Fitzpatrick found TE Mike Gesicki in the end zone from 11 yards out to cut the Browns lead to 28-10. On the following possession from the Browns, Cleveland was unable to respond as they reached the red zone, but a missed field goal from K Austin Siebert left them empty-handed. Carrying momentum, the Dolphins reduced Cleveland's lead again, this time on the ground as Fitzpatrick scrambled for an 8-yard touchdown rush. Cleveland entered the fourth quarter leading, 28-17. On the opening drive of the fourth quarter, the Browns responded with a 40-yard field goal from Siebert to cap off a 10-play, 64-yard drive. Siebert added a second field goal just 1:37 later, this time from 26 yards, to extend Cleveland's lead to 34-17. With 6:01 remaining in the game, Schobert intercepted Fitzpatrick for the second time on the day. This was Schobert's second-consecutive game with two interceptions. Deep into Miami territory, the Browns once again relied heavily on Chubb. After rushing for a 17-yard gain on the opening play of the drive, the Browns reached the red zone quickly. After a Mayfield interception was negated due to unnecessary roughness, the Browns had possession at the MIA-5. Two plays later, Chubb extended Cleveland's lead to 41-17 with a 5-yard touchdown rush. Miami was able to put points on the board one last time with a 19-yard touchdown reception from WR Allen Hurns, but it would be too little, too late as the Browns were victorious, 41-24.

TEAM	1	2	3	4	F
Miami	0	3	14	7	24
Cleveland	14	14	0	13	41

SCORING SUMMARY

TEAM Q TIME PLAY

Browns	1	9:59	J.Landry 7 yd. pass from B.Mayfield (A.Seibert kick) (8-75, 5:01)
Browns	1	1:51	O.Beckham 35 yd. pass from B.Mayfield (A.Seibert kick) (5-60, 2:54)
Browns	2	10:31	J.Landry 5 yd. pass from B.Mayfield (A.Seibert kick) (6-44, 3:39)
Browns	2	1:01	K.Hunt 6 yd. run (A.Seibert kick) (9-73, 4:45)
Dolphins	2	0:00	J.Sanders 36 yd. Field Goal (9-63, 1:01)
Dolphins	3	9:37	M.Gesicki 11 yd. pass from R.Fitzpatrick (J.Sanders kick) (7-46, 2:57)
Dolphins	3	0:04	R.Fitzpatrick 8 yd. run (J.Sanders kick) (11-64, 4:00)
Browns	4	11:21	A.Seibert 40 yd. Field Goal (10-64, 3:43)
Browns	4	6:51	A.Seibert 26 yd. Field Goal (8-67, 2:57)
Browns	4	3:26	N.Chubb 5 yd. run (A.Seibert kick) (4-38, 2:22)
Dolphins	4	0:39	A.Hurns 19 yd. pass from R.Fitzpatrick (J.Sanders kick) (7-78, 2:47)

TEAM STATISTICS

	CLE	MIA
FIRST DOWNS:	30	22
TIME OF POSSESSION:	36:06	23:54
TOTAL NET YARDS: (RU/PA):	467 (147/320)	284 (92/192)
SACKS/YARDS	4/22	1/7
PUNTS/AVERAGE:	1-37.0	4/44.5
PENALTIES/YARDS:	7/70	8/94
FUMBLES/LOST:	2/0	1/0

INDIVIDUAL STATISTICS

PASSING: CLE: B.Mayfield 24-34-327 (3 TD, INT) **MIA:** R.Fitzpatrick 21-39-214 (2 TD, 2 INT).
RUSHING: CLE: N.Chubb 21-106 (TD), K.Hunt 8-37 (TD), B.Mayfield 2-5, G.Gilbert 1(-1); **MIA:** R.Fitzpatrick 5-45 (TD), P.Laird 3-20, K.Ballage 7-13, M.Gaskin 4-10, A.Wilson 1-4.
RECEIVING: CLE: J.Landry 10-148 (2 TD), O.Beckham 6-84 (TD), N.Chubb 3-58, D.Harris 2-20, K.Hunt 2-9, S.Carlson 1-9; **MIA:** D.Parker 6-91, A.Wilson 6-33, A.Hurns 4-42 (TD), M.Gesicki 3-28 (TD), K.Ballage 1-13, M.Gaskin 1-7.

WEEK 13, GAME 12



**BROWNS 13
STEELERS 20**

Dec. 1, 2019

Heinz Field, Pittsburgh, Pa.



The Pittsburgh Steelers defeated the Cleveland Browns on Sunday afternoon, 20-13. The Browns elected to receive and were able to reach the red zone before being forced to settle for a 31-yard field goal from K Austin Siebert. This marked the fourth-consecutive game in which Cleveland's first offensive possession resulted in points. After each team traded possessions and forced punts, the Browns further extended their lead midway through the second quarter when QB Baker Mayfield found RB Kareem Hunt on a short route over the middle for a 15-yard touchdown. The Browns led the contest 10-0 with 7:46 remaining in the first half. On the ensuing drive, Steelers QB Devlin Hodges led a 10-play, 62-yard drive ending in a 39-yard field goal from Steelers K Chris Boswell. On the following drive from Cleveland, the Steelers were able to force a quick three-and-out and regain possession of the ball with 1:48 remaining in the first half. Pittsburgh tied the game at 10-10 just 0:42 later when Hodges found Steelers WR James Washington in the end zone from 30 yards out for the touchdown. Pittsburgh ended the half scoring 10 unanswered points and took its first lead of the contest on the opening drive of the second half. Starting on its own 31-yard line, the Pittsburgh backfield consisting of Steelers RB Benny Snell and Steelers RB Jaylen Samuels led a 7-play, 69-yard drive, capped off by a 1-yard touchdown rush from Snell. On the following drive, the Browns started on their own 25 yard line, and reached as far as the PIT-38, but the drive would amount to no points as Steelers LB Bud Dupree strip-sacked Mayfield late in the third quarter. The ensuing drive from Pittsburgh resulted in an additional three points, as Boswell's second field goal on the day was good from 29 yards, extending the Steelers' lead to 20-10. The Browns responded with a field goal of their own as Siebert's field goal from 34 yards went through the uprights, cutting the Steeler's lead to 20-13. On the first play of the Steelers' drive, Hodges was intercepted by CB Terrance Mitchell. The Browns would not be able to produce points off the turnover but were able to pin the Steelers on their own 1-yard line thanks to a punt from Siebert. Pittsburgh leaned on Snell and Samuels to close the game as they rushed seven times for 29 yards on their final possession, taking 3:50 off the clock. Mayfield and the Browns were able to force a punt and regain possession one final time, needing to go 80 yards with 1:45 remaining. With 1:17 to go, Mayfield's pass deep downfield, intended for WR Jarvis Landry, was intercepted by Steelers CB Joe Haden to seal the game.

TEAM	1	2	3	4	F
Cleveland	3	7	3	3	13
Pittsburgh	0	10	7	3	20

SCORING SUMMARY

TEAM Q TIME PLAY

Browns	1	7:31	A.Seibert 31 yd. Field Goal (13-62, 7:29) 3 0 1 7:31
Browns	2	7:40	K.Hunt 15 yd. pass from B.Mayfield (A.Seibert kick) (10-70, 5:42)
Steelers	2	2:56	C.Boswell 39 yd. Field Goal (10-62, 4:44) 10 3 2 2:56
Steelers	2	1:00	J.Washington 30 yd. pass from D.Hodges (C.Boswell kick) (5-69, 0:48)
Steelers	3	10:36	B.Snell Jr. 1 yd. run (C.Boswell kick) (7-69, 4:24)
Steelers	4	13:48	C.Boswell 29 yd. Field Goal (10-35, 6:01)
Browns	4	7:30	A.Seibert 34 yd. Field Goal (7-61, 2:48)

TEAM STATISTICS

	CLE	PIT
FIRST DOWNS:	19	18
TIME OF POSSESSION:	32:06	27:54
TOTAL NET YARDS: (RU/PA):	279 (106/173)	323 (124/199)
SACKS/YARDS	1/13	5/23
PUNTS/AVERAGE:	4-45.3	4-43.3
PENALTIES/YARDS:	5-34	10-65
FUMBLES/LOST:	1/1	1/0

INDIVIDUAL STATISTICS

PASSING: CLE: B.Mayfield 18-32-196 (TD, INT); **PIT:** D.Hodges 14-21-212 (TD, INT)
RUSHING: CLE: N.Chubb 16-58, K.Hunt 7-46, B.Mayfield 1-2; **PIT:** B.Snell Jr. 16-63 (TD), J.Samuels 7-32, D.Johnson 1-17, K.Whyte Jr. 3-10, D.Hodges 5-2.
RECEIVING: CLE: J.Landry 6-76, K.Hunt 5-19 (TD), O.Beckham 3-29, S.Carlson 2-28, D.Harris 1-23, N.Chubb 1-21; **PIT:** J.Washington 4-111 (TD), V.McDonald 3-21, J.Samuels 2-22, T.Jones 1-28, D.Johnson 1-14, N.Vannett 1-7, D.Cain 1-5, B.Snell Jr. 1-4.

WEEK 14, GAME 13



**BENGALS 19
BROWNS 27**

Dec. 8, 2019

FirstEnergy Stadium, Cleveland, Ohio



The Cleveland Browns defeated the Cincinnati Bengals on Sunday afternoon, 27-19. The Bengals took possession of the ball to start and were able to reach the red zone, but the Browns were able to hold strong and force a 34-yard field goal from Bengals K Randy Bullock. On the ensuing drive, the Browns reached Bengals territory, but Bengals LB Nick Vigil was able to intercept QB Baker Mayfield at the CIN-15 and return it 34 yards to the CIN-49. However, just four plays into the Bengals drive, CB Denzel Ward intercepted Bengals QB Andy Dalton and returned it 61 yards for a touchdown to give the Browns a 7-3 lead with 5:36 remaining in the first quarter. With 1:41 remaining in the first quarter, Bullock hit his second field goal of the day, this time from 44 yards to cut the Browns lead to 7-6. The following drive resulted in another interception by the Bengals, this time by Bengals S Jessie Bates III. The Bengals turned the interception into points as Bengals RB Joe Mixon capped off a 6-play, 57-yard drive with a 1-yard touchdown rush, giving the Bengals a 13-7 lead. Cleveland responded on their next drive as Mayfield orchestrated a 10-play, 75-yard drive, concluding it with a 7-yard touchdown rush to regain a 14-13 lead for the Browns. Holding a 14-13 lead to begin the second half, the Browns wasted no time extending their lead as a 57-yard run by RB Nick Chubb put the Browns on the CIN-3. RB Kareem Hunt finished off the drive with a 3-yard touchdown rush to extend the Browns' lead to 21-13. The Bengals were able to cut the lead to 21-16 on the following drive thanks to a 28-yard field goal from Bullock, his third on the afternoon. Browns K Austin Seibert responded with a field goal of his own on the ensuing drive, this time from 53 yards, a career-long for the rookie. Cincinnati was able to reach the CLE-4, but the Browns defense held firm as they were able to stop QB Andy Dalton on fourth and goal. Starting from their own 2-yard line, the Browns put together a 14-play, 85-yard drive lasting 6:08, ending in a 31-yard field goal for Seibert to give the Browns a 27-16 lead. Bengals K Randy Bullock tacked on three more points for the visitors to cut the lead to 27-19, but the Bengals were unable to recover their onside kick with 0:12 to go, ending the contest.

TEAM	1	2	3	4	F
Cincinnati	6	7	3	3	19
Cleveland	7	7	10	3	27

SCORING SUMMARY

TEAM	Q	TIME	PLAY
Bengals	1	10:56	R.Bullock 34 yd. Field Goal (8-59, 4:04)
Browns	1	5:36	D.Ward 61 yd. interception return (A.Seibert kick)
Bengals	1	1:37	R.Bullock 44 yd. Field Goal (7-50, 3:59)
Bengals	2	12:07	J.Mixon 1 yd. run (R.Bullock kick) (6-57, 3:21)
Browns	2	6:37	B.Mayfield 7 yd. run (A.Seibert kick) (10-75, 5:30)
Browns	3	12:10	K.Hunt 3 yd. run (A.Seibert kick) (6-75, 2:50)
Bengals	4	4:39	R.Bullock 28 yd. Field Goal (16-76, 7:31)
Browns	3	0:16	A.Seibert 53 yd. Field Goal (8-40, 4:23)
Browns	4	1:06	A.Seibert 31 yd. Field Goal (14-85, 6:08)
Bengals	4	0:12	R.Bullock 46 yd. Field Goal (6-49, 0:54)

TEAM STATISTICS

	CIN	CLE
FIRST DOWNS:	27	17
TIME OF POSSESSION:	34:31	25:29
TOTAL NET YARDS: (RU/PA):	451 (179/272)	333 (146/187)
SACKS/YARDS	1/5	2/16
PUNTS/AVERAGE:	2-41.5	2-41.5
PENALTIES/YARDS:	8/99	6/30
FUMBLES/LOST:	1/0	0/0

INDIVIDUAL STATISTICS

PASSING: CLE: B.Mayfield 11-24-192 (2 INT); CIN: A.Dalton 22-38-262 (INT), A.Erickson 1-1-26.
RUSHING: CLE: N.Chubb 15-106, K.Hunt 9-28 (TD), B.Mayfield 2-13 (TD), G.Gilbert 1(-1); CIN: J.Mixon 23-146 (TD), G.Bernard 4-15, A.Dalton 3-11, T.Boyd 1-7.
RECEIVING: CLE: J.Landry 4-76, K.Hunt 2-40, O.Beckham 2-39, R.Seals-Jones 1-22, N.Chubb 1-11, D.Njoku 1-4; CIN: T.Boyd 5-75, A.Erickson 5-45, T.Eifert 4-49, J.Mixon 3-40, G.Bernard 2-31, J.Ross 2-28, A.Tate 1-16, C.Uzomah 1-4.

WEEK 15, GAME 14



**BROWNS 24
CARDINALS 38**

Dec. 15, 2019

State Farm Stadium, Glendale, Ari.



The Arizona Cardinals defeated the Cleveland Browns on Sunday afternoon, 38-24. The Cardinals received the ball and relied heavily on the run game as they rushed the ball six times on their opening drive, including a 5-yard touchdown rush by Cardinals RB Kenyan Drake to give Arizona a 7-0 lead. On the ensuing drive, the Browns were able to reach the Cardinals red zone, but QB Baker Mayfield was intercepted by Cardinals CB Patrick Peterson in the end zone with 4:11 remaining in the first quarter. The Cardinals doubled their lead with 12:02 remaining in the first half when Drake was able to push his way into the end zone for a 1-yard touchdown rush, giving the Cardinals a 14-0 lead. The Browns responded on the ensuing drive behind the work of RB Nick Chubb as he picked up gains of 17 and 33 yards, the latter going for a touchdown to cut Arizona's lead to 14-7. Three plays from scrimmage later, it was rookie LB Mack Wilson coming up with a big play as he intercepted Cardinals QB Kyler Murray and returned it 21 yards deep into Arizona territory. Cleveland cut the deficit to four with 4:34 to go in the first half after a 44-yard field goal from K Austin Seibert. The Cardinals extended their lead back to a two-possession game after an 11-play, 87-yard drive was capped off by a 6-yard touchdown reception by Cardinals TE Dan Arnold. The Browns entered halftime trailing 21-10. Trailing by 11, the Browns began the second half leaning on the work of Chubb, who rushed for 47 yards on five carries on the drive. The Browns were able to reduce the lead again, this time through the air as Mayfield found TE Ricky Seals-Jones all alone on a crossing route for the 1-yard touchdown pass. Later in the quarter, the Cardinals extended their lead again through Drake's third rushing touchdown of the day, again from one yard out. The Browns were unable to respond with points, as Seibert was unsuccessful from 45 yards out. The Cardinals ensuing drive resulted in points as Drake found an opening and ran 17 yards for his fourth touchdown rush on the afternoon, extending Arizona's lead to 35-17. Cleveland's first play from scrimmage on the next drive resulted in a 26-yard completion to Seals-Jones followed by a fumble recovered by the Cardinals. Cardinals K Zane Gonzalez extended Arizona's lead to 38-17 after a field goal attempt from 21 yards out was good. The Browns were able to reach the end zone one final time with 1:21 to go to make it a 38-24 game. An unsuccessful onside kick allowed Arizona to run the clock out and claim victory.

TEAM	1	2	3	4	F
Cleveland	0	10	7	7	24
Arizona	7	14	7	10	38

SCORING SUMMARY

TEAM	Q	TIME	PLAY
Cardinals	1	10:09	K.Drake 5 yd. run (Z.Gonzalez kick) (10-90, 4:51)
Cardinals	2	12:02	K.Drake 1 yd. run (Z.Gonzalez kick) (6-67, 3:18)
Browns	2	7:50	N.Chubb 33 yd. run (A.Seibert kick) (7-83, 4:12)
Browns	2	4:33	A.Seibert 44 yd. Field Goal (4-2, 2:12)
Cardinals	2	0:25	D.Arnold 6 yd. pass from K.Murray (Z.Gonzalez kick) (11-87, 4:08)
Browns	3	8:54	R.Seals-Jones 2 yd. pass from B.Mayfield (A.Seibert kick) (11-75, 6:06)
Cardinals	3	1:40	K.Drake 1 yd. run (Z.Gonzalez kick) (6-61, 3:06)
Cardinals	4	7:25	K.Drake 17 yd. run (Z.Gonzalez kick) (8-65, 4:40)
Cardinals	4	5:18	Z.Gonzalez 21 yd. Field Goal (6-27, 1:55)
Browns	4	1:21	R.Seals-Jones 1 yd. pass from B.Mayfield (A.Seibert kick) (19-91, 3:57)

TEAM STATISTICS

	CLE	ARI
FIRST DOWNS:	25	26
TIME OF POSSESSION:	30:49	29:11
TOTAL NET YARDS: (RU/PA):	393 (151/241)	445 (226/219)
SACKS/YARDS	0/0	1/6
PUNTS/AVERAGE:	2-41.5	2-39.5
PENALTIES/YARDS:	6/55	5/34
FUMBLES/LOST:	1/1	0/0

INDIVIDUAL STATISTICS

PASSING: CLE: B.Mayfield 30-43-247 (2 TD, 1 INT); ARI: K.Murray 19-25-219 (TD, INT)
RUSHING: CLE: N.Chubb 17-127 (TD), K.Hunt 4-14, B.Mayfield 2-11; ARI: 22-137 (4 TD), K.Murray 8-56, C.Kirk 1-28, D.Johnson 3-6, A.Isabella 1(-1).
RECEIVING: CLE: O.Beckham 8-66, K.Hunt 8-62, J.Landry 5-23, R.Seals-Jones 3-29 (2 TDs), N.Chubb 3-21, D.Ratley 2-33, D.Harris 1-12; ARI: D.Byrd 6-86, C.Kirk 4-33, L.Fitzgerald 3-42, C.Clay 1-18, P.Cooper 1-17, K.Drake 1-9, D.Arnold 1-6 (TD), A.Isabella 1-4, M.Williams 1-4;

2019 STATISTICS

Won 6, Lost 8

9/8/2019	L	13 - 43	Tennessee Titans
9/16/2019	W	23 - 3	at New York Jets
9/22/2019	L	13 - 20	Los Angeles Rams
9/29/2019	W	40 - 25	at Baltimore Ravens
10/7/2019	L	3 - 31	at San Francisco 49ers
10/13/2019	L	28 - 32	Seattle Seahawks
10/27/2019	L	13 - 27	at New England Patriots
11/3/2019	L	19 - 24	at Denver Broncos
11/10/2019	W	19 - 16	Buffalo Bills
11/14/2019	W	21 - 7	Pittsburgh Steelers
11/24/2019	W	41 - 24	Miami Dolphins
12/1/2019	L	13 - 20	at Pittsburgh Steelers
12/8/2019	W	27 - 19	Cincinnati Bengals
12/15/2019	L	24 - 38	at Arizona Cardinals

Total First Downs	273	292
Rushing	85	99
Passing	159	159
Penalty	29	34
3rd Down: Made/Att	64/171	58/170
3rd Down Pct.	37.4%	34.1%
4th Down: Made/Att	6/16	6/16
4th Down Pct.	37.5%	37.5%
Possession Avg.	30:19	29:41
Total Net Yards	4901	4943
Avg. Per Game	350.1	353.1
Total Plays	867	875
Avg. Per Play	5.7	5.6
Net Yards Rushing	1770	1893
Avg. Per Game	126.4	135.2
Total Rushes	354	384
Net Yards Passing	3131	3050
Avg. Per Game	223.6	217.9
Sacked/Yards Lost	34/245	37/262
Gross Yards	3376	3312
Attempts/Completions	479/286	454/282
Completion Pct.	59.7%	62.1%
Had Intercepted	17	13
Punts/Average	56/45.1	56/44.8
Net Punting Avg.	40.7	41.2
Penalties/Yards	111/1011	97/766
Fumbles/Ball Lost	13/7	13/5
Touchdowns	33	38
Rushing	15	15
Passing	17	21
Returns	1	2

Score By Periods	Q1	Q2	Q3	Q4	OT	Pts		
Team	70	95	58	74	0	297		
Opponents	63	89	88	89	0	329		
Scoring	TD	Ru	Pa	Rt	PAT	FG	2Pt	Pts
A.Seibert	0	0	0	0	28/31	23/27	0	97
N.Chubb	8	8	0	0	0/0	0/0	0	48
J.Landry	5	0	5	0	0/0	0/0	0	30
R.Seals-Jones	4	0	4	0	0/0	0/0	0	24
K.Hunt	3	2	1	0	0/0	0/0	0	18
B.Mayfield	3	3	0	0	0/0	0/0	0	18
D.Harris	2	0	2	0	0/0	0/0	1	14
O.Beckham	2	0	2	0	0/0	0/0	0	12
D.Hilliard	2	2	0	0	0/0	0/0	0	12
D.Njoku	1	0	1	0	0/0	0/0	0	6
R.Higgins	1	0	1	0	0/0	0/0	0	6
D.Ward	1	0	0	1	0/0	0/0	0	6
S.Carlson	1	0	1	0	0/0	0/0	0	6
Team	33	15	17	1	28/31	23/27	1	297
Opponents	38	15	21	2	35/36	20/29	1	329

2-Pt. Conversions: Team 1/2, Opponents: 1/2
 Sacks: M.Garrett 10.0, L.Ogunjobi 5.5, C.Thomas 4.0, O.Vernon 3.0, S.Richardson 3.0, J.Schobert 2.0, M.Burnett 2.0, D.Randall 2.0, J.Burris 1.0, P.Gustin 1.0, M.Wilson 1.0, E.Murray 1.0, T.Carrie 1.0, B.Cox 0.5 **Team: 37.0, Opponents: 34.0**

Rushing	No.	Yds	Avg	Long	TD
N.Chubb	270	1408	5.2	88t	8
K.Hunt	38	167	4.4	16	2
B.Mayfield	22	108	4.9	18	3
D.Hilliard	13	49	3.8	11	2
D.Johnson	4	21	5.3	13	0
O.Beckham	3	10	3.3	11	0
J.Landry	1	10	10.0	10	0
G.Gilbert	3	-3	-1.0	-1	0
Team	354	1770	5.0	88t	15
Opponents	384	1893	4.9	83t	15

Receiving	No.	Yds	Avg	Long	TD
J.Landry	74	1018	13.8	65	5
O.Beckham	67	910	13.6	89t	2
N.Chubb	35	277	7.9	32	0
K.Hunt	30	220	7.3	29	1
D.Harris	14	148	10.6	23	2
R.Seals-Jones	13	206	15.8	59	4
D.Hilliard	11	88	8.0	19	0
D.Ratley	10	136	13.6	29	0
A.Callaway	8	89	11.1	41	0
D.Johnson	6	71	11.8	27	0
D.Njoku	5	41	8.2	18	1
R.Higgins	4	55	13.8	35	1
S.Carlson	4	44	11.0	21	1
K.Hodge	2	51	25.5	41	0
P.Brown	2	27	13.5	18	0
W.Teller	1	-5	-5.0	-5	0
T.Taylor	0	0	0.0	0	0
Team	286	3376	11.8	89t	17
Opponents	282	3312	11.7	75t	21

Interceptions	No.	Yds	Avg	Long	TD
J.Schobert	4	24	6.0	20	0
J.Burris	2	42	21.0	27	0
D.Ward	1	61	61.0	61t	1
M.Burnett	1	43	43.0	43	0
T.Mitchell	1	28	28.0	28	0
M.Wilson	1	21	21.0	21	0
D.Lawrence	1	0	0.0	0	0
T.Carrie	1	0	0.0	0	0
J.Whitehead	1	0	0.0	0	0
Team	13	219	16.8	61t	1
Opponents	17	229	13.5	49	1

Punting	No	Yds	Avg	Net	TB	In	Lg	B
J.Gillan	54	2486	46.0	40.8	5	24	71	1
A.Seibert	1	37	37.0	37.0	0	1	37	0
Team	56	2523	45.1	40.7	5	25	71	1
Opponents	56	2508	44.8	41.2	3	18	70	0

Punt Returns	Ret	FC	Yds	Avg	Long	TD
D.Hilliard	14	6	96	6.9	18	0
J.Landry	5	8	53	10.6	18	0
D.Johnson	1	0	0	0.0	0	0
O.Beckham	1	0	-6	-6.0	-6	0
Team	21	14	143	6.8	18	0
Opponents	16	15	143	8.9	32	0

Kickoff Returns	No.	Yds	Avg	Long	TD
D.Hilliard	17	421	24.8	74	0
T.Thomas	9	185	20.6	31	0
T.Taylor	3	53	17.7	23	0
D.Johnson	2	36	18.0	23	0
D.Ratley	1	12	12.0	12	0
S.Carlson	1	3	3.0	3	0
Team	33	710	21.5	74	0
Opponents	40	813	20.3	34	0

Field Goals	1-19	20-29	30-39	40-49	50+
A.Seibert	0/0	6/6	9/9	7/10	1/2
Team	0/0	6/6	9/9	7/10	1/2
Opponents	0/0	6/7	6/9	6/9	2/4

Fumbles Lost: N.Chubb 3, B.Mayfield 2, O.Beckham 1, R.Seals-Jones 1 **Total: 7**

Opponent Fumble Recoveries: T.Carrie 1, J.Schobert 1, D.Lawrence 1, C.Thomas 1, D.Ward 1 **Total: 5**

Passing	Att	Cmp	Yds	Cmp%	Yds/Att	TD	TD%	Int	Int%	Long	Sack	Lost	Rating
B.Mayfield	474	285	3356	60.1%	7.1	17	3.6%	17	3.6%	89t	34/	245	78.7
O.Beckham	2	1	20	50.0%	10.0	0	0.0%	0	0.0%	20	0/	0	85.4
G.Gilbert	3	0	0	0.0%	0.0	0	0.0%	0	0.0%	0	0/	0	39.6
Team	479	286	3376	59.7%	7.0	17	3.5%	17	3.5%	89t	34/	245	78.3
Opponents	454	282	3312	62.1%	7.3	21	4.6%	13	2.9%	75t	37/	262	87.7

2019 STATISTICS

2019 DEFENSIVE STATISTICS

PLAYER	TACKLES				INTERCEPTIONS					FUMBLES			
	TOTAL	SOLO	ASST	SK	YDS	NO	YDS	LG	TD	PD	FF	FR	YDS
Joe Schobert	116	79	37	2	19	4	35	20	0	9	2	1	21
Mack Wilson	68	46	22	1	8	1	0	0	0	6	1	0	0
Sheldon Richardson	56	39	17	3	17	0	0	0	0	2	2	0	0
T.J. Carrie	50	40	10	1	3	1	0	0	0	3	1	1	0
Damarious Randall	48	37	11	2	9	0	0	0	0	4	0	0	0
Larry Ogunjobi	44	30	14	5.5	40	0	0	0	0	1	0	0	0
Jermaine Whitehead	41	31	10	0	0	1	0	0	0	2	1	0	0
Morgan Burnett	41	26	15	2	19	1	43	43	0	2	0	0	0
Greedy Williams	41	34	7	0	0	0	0	0	0	2	0	1	0
Denzel Ward	33	27	6	0	0	1	61	61	1	9	0	1	0
Myles Garrett	29	20	9	10	63	0	0	0	0	0	2	0	0
Sheldrick Redwine	26	18	8	0	0	0	0	0	0	2	0	0	0
Juston Burris	25	21	4	1	14	2	42	0	0	4	1	0	0
Olivier Vernon	24	19	4	3	20	0	0	0	0	0	1	0	0
Eric Murray	22	15	7	1	4	0	0	0	0	1	0	0	0
Chad Thomas	22	16	6	4	32	0	0	0	0	1	0	1	1
Terrance Mitchell	20	17	3	0	0	1	28	0	0	3	0	0	0
Christian Kirksey	11	6	5	0	0	0	0	0	0	0	0	0	0
Sione Takitaki	9	8	1	0	0	0	0	0	0	0	0	0	0
Devaroe Lawrence	8	4	4	0	0	1	0	0	0	1	0	1	0
Bryan Cox	6	4	2	0.5	4	0	0	0	0	0	0	0	0
Eli Ankou	5	4	1	0	0	0	0	0	0	0	0	0	0
Porter Gustin	5	1	4	1	10	0	0	0	0	0	0	0	0
Daniel Ekuale	4	3	1	0	0	0	0	0	0	0	0	0	0
J.T. Hassell	3	3	0	0	0	0	0	0	0	0	0	0	0
Brandin Bryant	2	2	0	0	0	0	0	0	0	0	0	0	0
Adarius Taylor	1	1	0	0	0	0	0	0	0	0	0	0	0
Genard Avery	1	1	0	0	0	0	0	0	0	0	0	0	0
KhaDarel Hodge	1	1	0	0	0	0	0	0	0	0	0	0	0
Chris Smith	1	1	0	0	0	0	0	0	0	1	0	0	0
Totals	763	554	208	37	262	12	270	61	1	55	11	6	22

2019 SPECIAL TEAMS STATISTICS

PLAYER	TACKLES					
	TOTAL	SOLO	ASST	FF	FR	BLK
Dontrell Hilliard	10	7	3	0	1	0
KhaDarel Hodge	10	8	2	0	0	0
Tavierre Thomas	9	4	5	0	1	1
Sheldrick Redwine	7	5	2	0	0	0
Sione Takitaki	5	2	3	0	0	0
Adarius Taylor	5	1	4	0	0	0
J.T. Hassell	4	2	2	0	0	0
D'Ernest Johnson	4	3	1	0	0	0
Tae Davis	4	3	1	0	0	0
Robert Jackson	3	3	0	0	0	0
Juston Burris	2	2	0	0	0	0
Malik Jefferson	1	1	0	0	0	0
Demetrius Harris	1	1	0	0	0	0
Willie Harvey	1	0	1	0	0	0
Mack Wilson	1	1	0	0	0	0
Eric Murray	1	0	1	0	0	0
Jamie Gillan	1	1	0	0	0	0
Charley Hughlett	1	1	0	0	0	0
Damion Ratley	1	1	0	0	0	0
Pharaoh Brown	1	0	1	0	0	0
Denzel Ward	0	0	0	0	0	1
Totals	72	46	26	0	2	2

2019 MISCELLANEOUS STATISTICS

PLAYER	TKL	FF	FR
JC Tretter	2	0	0
Chris Hubbard	2	0	0
Pharaoh Brown	1	0	0
Nick Chubb	1	0	0
Jarvis Landry	1	0	0
Antonio Callaway	1	0	0
Eric Kush	1	0	0
Jarvis Landry	1	0	0
Kendall Lamm	1	0	0
Kareem Hunt	1	0	0
Dontrell Hilliard	1	0	0
Joel Bitonio	1	0	0
Odell Beckham Jr.	1	0	0
Baker Mayfield	1	0	3
Wyatt Teller	1	0	0
Greg Robinson	0	0	1
Totals	17	0	4

2019 DEFENSIVE SCORING

PLAYER	TD	INT	FUM	SAF
Denzel Ward	1	1	0	0
Totals	1	1	0	0

Defensive scores (1):

D. Ward 61-yd. interception return, 12/8 vs. CIN.

2019 BROWNS GAME-BY-GAME OFFENSIVE STATISTICS

OPP	1ST DOWNS			DOWN CONVI.			RUSHING			PASS			TDs			FGs			FUM			PEN			PUNTS					
	T	R	Pass	Pen.	3rd	4th	Net Yds.	Plays	Net	Att.	Avg.	Net Skd-Yds.	Gross	A	C	TD	INT	R	P	Ret.	M	A	No.	Lost	No.	Yds.	No.	Avg.	POSS.	
vs. TEN (9/8)	19	4	13	2	1-10	0-2	346	63	102	20	5.1	244	285	38	25	1	3	2	1	0	0	0	0	0	0	18	182	5	46.6	30:42
at NYJ (9/16)	16	3	10	3	4-13	0-0	375	59	70	21	3.3	305	325	36	19	1	1	1	1	0	3	3	0	0	9	85	6	38.5	29:41	
vs. LAR (9/22)	18	4	11	3	6-16	0-2	270	63	95	24	4.0	175	195	36	18	1	1	0	1	0	2	2	1	0	8	60	6	40.0	31:37	
at BAL (9/29)	22	8	12	2	6-13	0-1	530	61	193	29	6.7	337	342	31	20	1	4	1	0	2	2	0	0	0	6	41	3	42.3	30:17	
at SF (10/7)	9	3	6	0	1-11	0-0	180	46	102	18	5.7	78	120	24	9	0	2	0	0	0	1	1	3	2	7	55	7	56.7	22:17	
vs. SEA (10/13)	21	7	12	2	3-8	2-3	406	61	157	24	6.5	249	0-0	249	37	22	1	0	3	1	0	0	1	1	9	83	2	30.5	26:19	
at NE (10/27)	15	5	9	1	3-12	0-1	310	58	159	22	5.3	151	194	31	20	1	1	0	1	0	2	2	3	2	13	85	4	44.5	27:45	
at DEN (11/3)	21	5	13	3	6-15	0-2	351	73	90	29	4.8	261	2-12	272	42	37	1	0	0	1	0	4	0	0	5	40	3	53.3	35:30	
vs. BUF (11/10)	24	7	15	2	4-11	1-2	368	66	147	26	5.6	221	2-17	238	38	26	2	0	2	0	2	2	1	0	4	70	3	48.7	31:46	
vs. PIT (11/14)	17	6	10	1	6-16	0-0	293	68	104	35	3.0	189	1-4	193	32	17	2	0	1	2	0	0	2	0	8	121	8	45.8	33:56	
vs. MIA (11/24)	30	9	15	6	4-8	0-0	467	67	147	32	4.6	320	1-7	327	34	24	3	1	2	3	0	2	3	2	0	7	70	1	37.0	36:06
at PIT (12/1)	19	9	9	1	4-12	1-2	279	63	106	24	4.4	173	5-23	196	34	18	1	1	0	1	0	2	2	1	1	5	35	4	44.5	32:06
vs. CIN (12/8)	17	7	9	1	7-1	0-0	333	52	146	27	6.4	187	1-5	192	24	11	0	1	2	0	0	2	2	0	0	6	30	2	41.5	25:29
at ARI (12/15)	25	8	15	2	9-14	1-1	393	67	152	23	6.6	241	1-6	247	43	30	1	1	1	2	0	1	2	1	1	6	55	2	41.5	30:49
TOTAL	273	85	159	29	73-208	9-21	4901	867	1770	354	4.54	3131	38-254	3375	478	296	16	13	16	17	0	23	27	13	7	111	1012	56	44	30:16

2019 BROWNS GAME-BY-GAME DEFENSIVE STATISTICS

OPP	1ST DOWNS			DOWN CONVI.			RUSHING			PASS			TDs			FGs			FUM			PEN			PUNTS					
	T	R	Pass	Pen.	3rd	4th	Net Yds.	Plays	Net	Att.	Avg.	Net Skd-Yds.	Gross	A	C	TD	INT	R	P	Ret.	M	A	No.	Lost	No.	Yds.	No.	Avg.	POSS.	
vs. TEN (9/8)	21	6	9	6	2-10	0-0	339	56	123	28	4.4	216	4-32	248	24	14	3	0	1	3	0	2	2	0	0	6	54	6	46.2	29:18
at NYJ (9/16)	13	4	6	3	2-14	0-2	262	59	93	24	3.9	169	4-32	201	31	23	0	0	0	0	1	1	1	1	1	12	89	7	47	30:19
vs. LAR (9/22)	20	3	16	1	6-14	0-0	345	64	90	24	3.8	255	2-14	269	38	24	2	2	0	2	0	3	2	1	1	7	50	2	39.5	28:23
at BAL (9/29)	24	11	12	1	4-10	0-1	395	67	173	29	6.0	222	4-25	247	34	24	3	2	0	3	0	1	1	2	1	3	15	3	43.7	29:43
at SF (10/7)	22	10	11	1	6-16	1-1	446	71	275	40	6.9	171	2-10	181	29	20	2	0	2	0	1	4	1	0	4	34	4	44.0	37:43	
vs. SEA (10/13)	29	8	17	4	6-13	0-0	454	74	170	38	4.5	284	3-11	295	33	23	2	0	2	0	2	2	1	1	10	65	4	39.0	33:41	
at NE (10/27)	19	5	11	3	5-16	2-2	318	66	79	27	2.9	239	3-20	259	36	20	2	0	0	2	0	1	0	0	4	32	5	45.4	32:15	
at DEN (11/3)	13	5	6	2	3-9	0-0	302	43	127	20	6.4	175	3-18	193	20	12	2	0	1	2	0	1	1	1	7	55	4	43.3	24:30	
vs. BUF (11/10)	20	6	12	2	5-13	0-2	344	62	84	20	4.2	260	1-6	266	41	22	0	0	2	0	0	0	2	1	0	7	40	4	49.8	28:14
vs. PIT (11/14)	18	3	10	5	2-11	0-3	236	64	58	16	3.6	178	4-43	221	44	23	1	4	0	1	0	0	1	1	0	6	41	5	49.6	26:04
vs. MIA (11/24)	22	5	14	3	6-14	0-1	284	63	92	20	4.6	192	4-22	214	39	21	2	1	2	0	1	1	1	0	8	94	4	44.5	23:54	
at PIT (12/1)	18	7	10	1	4-10	0-0	323	43	124	32	6	199	1-13	212	21	14	1	1	1	0	2	2	1	0	10	65	4	43.5	27:54	
vs. CIN (12/8)	27	12	14	1	3-12	1-2	451	72	179	31	5.8	271	2-16	288	39	23	0	1	1	0	0	4	4	1	0	8	99	2	41.5	34:31
at ARI (12/15)	26	14	11	1	4-8	1-1	445	60	226	35	6.5	219	0-0	219	25	19	1	1	4	1	0	1	1	0	5	34	2	39.5	29:11	
TOTAL	292	89	159	34	75-210	13-20	4944	864	1893	384	4.55	3050	37-245	3313	454	282	21	13	15	21	0	20	24	12	5	97	767	56	44	28:41



90 BRANDIN BRYANT

SCHOOL FLORIDA ATLANTIC
BORN 9/16/1993
ACQUIRED FA'19
EXP 1

HEIGHT 6-2
WEIGHT 305
POSITION DT

TRANSACTIONS Signed as an undrafted free agent by Seattle on May 6, 2016...Waived by Seattle on September 3, 2016...Signed to New York Jets on practice squad, October 24, 2016...Activated to Jets active roster on December 21, 2016...Waived by Jets on August 4, 2016...Signed to Cleveland Browns as a free agent on August 9, 2019...Elevated to Browns' active roster from the practice squad on November 22, 2019.

COLLEGE Appeared in 41 career games at Florida Atlantic...In 2015, appeared in 12 games...Recorded 35 tackles, 10.5 tackles for loss and 5.0 sacks with one forced fumble in his final year at Florida Atlantic...Captured 13 tackles, with 2.5 tackles for loss, 2.0 sacks and a forced fumble in his second year as a redshirt junior...In 2012, played in 12 games recorded 31 total tackles, 4.5 tackles for loss. Two passes defended and 0.5 sacks...As a sophomore, tallied 51 tackles, 9.5 tackles for loss, 6.0 sacks in 12 games played as a redshirt sophomore...Double majored in communication and political science.

PERSONAL Native of Omaha, NE...Son of Robert and Tina Bryant.

HIGH SCHOOL Attended Omaha North High School (Omaha, NE)...Earned honorable mention all-state and all-district honors.

BRYANT'S CAREER

Year	Team	GP	GS	TACKLES			Sk	Yds	INTERCEPTIONS					FUMBLES			
				Tot	Solo	Asst			No	Yds	Lg	TD	PD	FF	FR	Yds	
2016	New York Jets	0	0	0	0	0	0	0.0	0	0	-	0	0	0	0	0	0
2019	Cleveland	1	0	0	0	0	0	0.0	0	0	-	0	0	0	0	0	0
NFL totals (one year)		1	0	0	0	0	0.0	0.0	0	0	-	0	0	0	0	0	0

SINGLE-GAME HIGHS & CAREER MILESTONES: TACKLES: Total -None. Solo None. NFL debut: None.

BRYANT'S GAME-BY-GAME

2019, CLEVELAND

Date	Opp	GP	GS	Tot	So	As	Sk	Yd	Int	Yd	Lg	TD	PD	FF	FR
9/8	Ten-L					***Browns' practice squad***									
9/16	at NYJ-W					***Browns' practice squad***									
9/22	LAR-L					***Browns' practice squad***									
9/29	at Bal-W					***Browns' practice squad***									
10/7	at SF-L					***Browns' practice squad***									
10/13	Sea-L					***Browns' practice squad***									
10/27	at NE-L					***Browns' practice squad***									
11/3	at Den-L					***Browns' practice squad***									
11/10	Buf-W					***Browns' practice squad***									
11/14	Pit-W					***Browns' practice squad***									
11/24	Mia-W	-	-	0	0	0	0.0	0	0	0	-	0	0	0	0
12/1	at Pit	-	-	0	0	0	0.0	0	0	0	-	0	0	0	0
12/8	Cin	-	-	0	0	0	0.0	0	0	0	-	0	0	0	0
12/15	at Ari	-	-	0	0	0	0.0	0	0	0	-	0	0	0	0
12/22	Bal	-	-	0	0	0	0.0	0	0	0	-	0	0	0	0
12/29	at Cin	-	-	0	0	0	0.0	0	0	0	-	0	0	0	0
2019 Totals		0	0	0	0	0	0.0	0	0	0	0	0	0	0	0

2016, NEW YORK JETS

Date	Opp	GP	GS	Tot	So	As	Sk	Yd	Int	Yd	Lg	TD	PD	FF	FR
10/30	at Cle-W					***Jets' practice squad***									
11/6	at Mia-L					***Jets' practice squad***									
11/13	LAR-L					***Jets' practice squad***									
11/27	NE-L					***Jets' practice squad***									
12/5	Ind-L					***Jets' practice squad***									
12/11	at SF-W					***Jets' practice squad***									
12/17	Mia-L					***Jets' practice squad***									
12/24	at NE-L					***inactive (coach decision)***									
1/1	Buf-W					***inactive (coach decision)***									
2018 Totals		0	0	0	0	0	0.0	0	0	0	0	0	0	0	0



97 PORTER GUSTIN

SCHOOL SOUTHERN CALIFORNIA
BORN 2-8-1997
ACQUIRED UDFA'19
EXP R

HEIGHT 6-5
WEIGHT 257
POSITION DE

TRANSACTIONS Originally signed by New Orleans as an undrafted free agent...Signed to Cleveland Browns practice squad on Nov. 4.

COLLEGE Attended the University of Southern California from 2015-2018...Appeared in 31 games with 17 starts... Recorded 109 tackles, including 23 for losses (with 14 sacks), plus 4 deflections in his career.

PERSONAL Native of Elk Ridge, UT.

HIGH SCHOOL Earned USA Today All-Utah and All-State first team honors as a senior linebacker and quarterback at Salem (Ut.) Hills High. He had 152 tackles, with 29 for losses (10.5 sacks), plus 2 interceptions, 2 deflections and a fumble recovery on defense and he completed 212-of-349 passes (60.7%) for 2,864 yards with 22 TDs and 7 interceptions and ran for 891 yards on 92 carries (9.7 avg) with 10 TDs on offense in 2014.

94 BRYAN COX



SCHOOL FLORIDA
BORN 6-25-1994
ACQUIRED FA'19
EXP 3

HEIGHT 6-3
WEIGHT 270
POSITION DE

TRANSACTIONS Signed as an undrafted rookie free agent by Carolina on May 5, 2017...Waived by Carolina on September 2, 2017...Signed to Panthers' practice squad September 3, 2017...Signed to active roster from Carolina's practice squad on September 30, 2017...Waived by Panthers on August 31, 2019...Signed to Carolina's practice squad on September 1, 2019...Elevated to Panthers' active roster on October 1, 2019...Waived by Carolina on November 8, 2019...Signed by Browns on November 13, 2019.

2018 Played in 11 games for Carolina in 2018, finishing with 10 tackles...Recorded a single-game career high with four tackles, Week 11, (11/18/19) at Detroit.

2017 Played in seven games for Carolina as a rookie in 2017...Ended the season with five tackles, six quarterback pressures and one fumble recovery.

COLLEGE Played in 44 games with 28 starts at Florida...Produced 98 tackles, 21 tackles for loss, 10.0 sacks, 15 quarterback pressures, three forced fumbles, two fumble recoveries and one pass defended...As a senior in 2016, played in 11 games with five starts...Played in 14 games (13 starts) as a junior in 2015...Posted 45 tackles, 10.5 tackles for loss, two forced fumbles, two fumble recoveries and one pass defended...In 2014, as a sophomore, played in 11 games with 10 starts...Played in eight games as a freshman.

PERSONAL Father, Bryan, played linebacker for 12 seasons in the NFL with the Miami Dolphins from 1991-95, Chicago Bears from 1996-97, New York Jets from 1998-2000, New England Patriots in 2001 and New Orleans Saints in 2002...Native of Ft.Lauderdale, Fla.

HIGH SCHOOL Attended St. Thomas Aquinas High School (Fort Lauderdale, Fla.).

COX'S CAREER

Year	Team	GP	GS	TACKLES			Sk	Yds	INTERCEPTIONS				FUMBLES			
				Tot	Solo	Asst			No	Yds	Lg	TD	PD	FF	FR	Yds
2017	Carolina	7	0	6	4	2	0.0	0	0	-	0	0	0	0	0	0
2018	Carolina	11	0	10	4	6	0.0	0	0	-	0	0	0	0	0	0
2019	Carolina	1	0	2	1	1	0.0	0	0	-	-	-	0	-	-	-
NFL totals (three years)		19	0	18	9	9	0.0	0	0	-	0	0	0	0	0	0

SINGLE-GAME HIGHS & CAREER MILESTONES: TACKLES: 3; 11/18/18 at Det. NFL debut: at DET, 10/8/17.

COX'S GAME-BY-GAME

2017, CAROLINA

Date	Opp	GP	GS	Tot	So	As	Sk	Yd	Int	Yd	Lg	TD	PD	FF	FR
9/10															
9/17															
9/24															
10/1	at NE-W	0	0	0	0	0	0.0	0	0	0	-	0	0	0	0
10/8	at Det-W	1	0	0	0	0	0.0	0	0	0	-	0	0	0	0
10/12	Phi-L	0	0	0	0	0	0.0	0	0	0	-	0	0	0	0
10/22	at Chi-L	1	0	2	2	0	0.0	0	0	0	-	0	0	0	0
10/29	at TB-W	0	0	0	0	0	0.0	0	0	0	-	0	0	0	0
11/5	Atl-W	0	0	0	0	0	0.0	0	0	0	-	0	0	0	0
11/13	Mia-W	0	0	0	0	0	0.0	0	0	0	-	0	0	0	0
11/26	at NYJ-W	0	0	0	0	0	0.0	0	0	0	-	0	0	0	0
12/3	at NO-L	1	0	2	1	1	0.0	0	0	0	-	0	0	0	0
12/10	Min-W	1	0	0	0	0	0.0	0	0	0	-	0	0	0	0
12/17	GB-W	1	0	2	1	1	0.0	0	0	0	-	0	0	0	0
12/24	TB-W	1	0	0	0	0	0.0	0	0	0	-	0	0	0	0
12/31	at Atl-L	1	0	0	0	0	0.0	0	0	0	-	0	0	0	0
2017 totals		7	0	6	4	2	0.0	0	0	0	0	0	0	0	0
1/7	at NO-L	1	0	2	2	0	0.0	0	0	0	-	0	0	0	0
1-NFC Wild Card Playoff		1	0	2	2	0	0.0	0	0	0	0	0	0	0	0

2018, CAROLINA

Date	Opp	GP	GS	Tot	So	As	Sk	Yd	Int	Yd	Lg	TD	PD	FF	FR
9/9	Dal-W	1	0	2	1	1	0.0	0	0	0	-	0	0	0	0
9/16	at Atl-L	0	0	0	0	0	0.0	0	0	0	-	0	0	0	0
9/23	Cin-W	1	0	1	1	0	0.0	0	0	0	-	0	0	0	0
10/7	NYG-W	0	0	0	0	0	0.0	0	0	0	-	0	0	0	0
10/14	at Was-L	0	0	0	0	0	0.0	0	0	0	-	0	0	0	0
10/21	at Phi-L	0	0	0	0	0	0.0	0	0	0	-	0	0	0	0
10/28	Bal-W	1	0	0	0	0	0.0	0	0	0	-	0	0	0	0
11/4	TB-W	1	0	0	0	0	0.0	0	0	0	-	0	1	0	0
11/8	at Pit-L	0	0	0	0	0	0.0	0	0	0	-	0	0	0	0
11/18	at Det-L	1	0	3	1	2	0.0	0	0	0	-	0	0	0	0
11/25	Sea-L	1	0	1	0	1	0.0	0	0	0	-	0	0	0	0
12/2	at TB-L	1	0	1	1	0	0.0	0	0	0	-	0	0	0	0
12/9	at Cle-L	1	0	0	0	0	0.0	0	0	0	-	0	0	0	0
12/16	NO-L	1	0	2	0	2	0.0	0	0	0	-	0	0	0	0
12/23	Atl-L	1	0	0	0	0	0.0	0	0	0	-	0	0	0	0
12/30	at NO-W	1	0	0	0	0	0.0	0	0	0	-	0	0	0	0
2018 totals		11	0	10	4	6	0.0	0	0	0	0	0	0	0	0

2019, CAROLINA

Date	Opp	GP	GS	Tot	So	As	Sk	Yd	Int	Yd	Lg	TD	PD	FF	FR
9/8															
9/12															
9/22															
9/29															
10/6	JAX-W	0	-	0	0	0	0.0	0	0	0	-	0	0	0	0
10/13	at TB-W	0	-	0	0	0.0	0	0	0	0	-	0	0	0	0
10/27	at SF-L	0	-	0	0	0.0	0	0	0	0	-	0	0	0	0
11/3	Ten-W	1	0	2	1	1	0.0	0	0	0	-	0	0	0	0



55 TAE DAVIS

SCHOOL TENNESSEE-CHATTANOOGA
BORN 8-14-1996
ACQUIRED FA - '19
EXP 2

HEIGHT 6-1
WEIGHT 224
POSITION LB

TRANSACTIONS Originally signed as a rookie free agent by the Giants on May 10, 2018...Waived from the Giants on October 29, 2019...Claimed from via waivers by the Browns, October 30, 2019.

2018 Played in 14 games with four starts after making the roster as an undrafted rookie...Recorded 32 tackles (25 solo), two sacks, two tackles for loss, four quarterback hits and one pass defended.

COLLEGE Played in 49 games with 10 starts at Tennessee-Chattanooga...Played safety until his senior season, when he moved to outside linebacker...Finished career with 119 tackles, one sack, two forced fumbles and three passes defended...In his first season at linebacker as a senior in 2017, Davis played in nine games and led the team with 74 tackles (42 solo)...As a junior, appeared in all 13 games at safety and finished with 31 tackles, one forced fumble and one pass defended...Played in 27 games as a sophomore and freshman, primarily on special teams...Majored in health and human performance.

PERSONAL Son of ShaRhonda Davis...Native of Oxford, Ala.

HIGH SCHOOL Attended Oxford High School (Oxford, Ala.)...Played linebacker and led the team to a 9-3 record and collected 104 tackles.

DAVIS'S CAREER

Year	Team	GP	GS	TACKLES					INTERCEPTIONS					FUMBLES		
				Tot	Solo	Asst	Sk	Yds	No	Yds	Lg	TD	PD	FF	FR	Yds
2018	New York Giants	14	4	33	26	7	2.0	11	0	0	-	0	1	0	0	0
2019	New York Giants	4	1	6	3	3	0.0	0	0	-	-	-	0	-	-	-
NFL totals (two years)		18	5	39	29	10	2.0	11	0	0	-	0	1	0	0	0

SINGLE-GAME HIGHS & CAREER MILESTONES: TACKLES: Total - 6, vs. Was, 10/28/18. Solo - 5, vs. TB, 11/18/18. NFL debut: vs. Hou., 9/23/18.

DAVIS' GAME-BY-GAME

2019, NEW YORK GIANTS

Date		Opp	GP	GS	Tot	So	As	Sk	Yd	Int	Yd	Lg	TD	PD	FF	FR
9/8	at	Dal-L	1	ILB	3	2	1	0.0	0	0	0	-	0	0	0	0
9/15		Buf-L	1	-	0	0	0	0.0	0	0	0	-	0	0	0	0
9/22	at	TB-W	1	-	3	1	2	0.0	0	0	0	-	0	0	0	0
9/29		Was-W	0	-	0	0	0	0.0	0	0	0	-	0	0	0	0
10/6		Min-L	0	-	0	0	0	0.0	0	0	0	-	0	0	0	0
10/10	at	NE-L	0	-	0	0	0	0.0	0	0	0	-	0	0	0	0
10/20		Ari-L	1	-	0	0	1	0.0	0	0	0	-	0	0	0	0
10/27	at	Det-L	0	-	0	0	1	0.0	0	0	0	-	0	0	0	0

2019, CLEVELAND

11/3	at	Den-L	1	-	0	0	0	0.0	0	0	0	-	0	0	0	0
2019 totals			5	1	6	3	7	0.0	0	0	0	0	0	0	0	0

2018, NEW YORK GIANTS

Date		Opp	GP	GS	Tot	So	As	Sk	Yd	Int	Yd	Lg	TD	PD	FF	FR
9/9		JAX-L	0	-	0	0	0	0.0	0	0	0	-	0	0	0	0
9/16	at	Dal-L	0	-	0	0	0	0.0	0	0	0	-	0	0	0	0
9/23	at	Hou-W	1	-	0	0	0	0.0	0	0	0	-	0	0	0	0
9/30		NO-L	1	-	0	0	0	0.0	0	0	0	-	0	0	0	0
10/7	at	Car-L	1	-	0	0	0	0.0	0	0	0	-	0	0	0	0
10/11		Phi-L	1	-	0	0	0	0.0	0	0	0	-	0	0	0	0
10/22	at	Atl-L	1	-	2	1	1	0.0	0	0	0	-	0	0	0	0
10/28		Was-L	1	-	6	5	1	0.0	0	0	0	-	0	1	0	0
11/12	at	SF-W	1	-	0	0	0	0.0	0	0	0	-	0	0	0	0
11/18		TB-W	1	LB	5	5	0	0.0	0	0	0	-	0	0	0	0
11/25	at	Phi-L	1	-	3	3	0	1.0	0	0	0	-	0	0	0	0
12/2		Chi-W	1	ILB	2	1	1	0.0	0	0	0	-	0	0	0	0
12/9	at	Was-W	1	-	0	0	0	0.0	0	0	0	-	0	0	0	0
12/16		Ten-L	1	-	3	3	0	0.0	0	0	0	-	0	1	0	0
12/23	at	Ind-L	1	LB	8	6	2	1.0	0	0	0	-	0	0	0	0
12/30		Dal-L	1	LB	4	2	2	0.0	0	0	0	-	0	0	0	0
2018 totals			14	4	33	26	7	2.0	0	0	0	0	0	1	0	0



91 ELI ANKOU

SCHOOL UCLA
BORN 6/8/1994
ACQUIRED FA - '19
EXP 3

HEIGHT 6-3
WEIGHT 325
POSITION DT

TRANSACTIONS Originally signed by Houston as an undrafted rookie on May 12, 2017...Waived by Houston on September 2, 2017...Claimed by Jacksonville on September 3, 2017...Signed by Browns from Jacksonville practice squad on October 22, 2019.

2018 Saw action in two games for the Jaguars, recording four tackles (two solo).

2017 Appeared in nine games during his rookie season, registering 15 tackles (eight solo) and 1.5 sacks.

COLLEGE Appeared in 38 games with 19 starts for the Bruins... Totaled 91 tackles (49 solo), 1.5 sacks, eight tackles for a loss, three passes defended and one fumble recovery in his college career...Majored in Sociology.

PERSONAL Native of Ottawa, Ontario, Canada...Last name pronounced Eli Ankou el-EE ON-koo.

HIGH SCHOOL Attended Red Lion Christian Academy (Bear, Del.)... A three-star recruit and the No. 2 prospect in Delaware.

ANKOU'S CAREER

Year	Team	GP	GS	TACKLES				Sk	Yds	INTERCEPTIONS				FUMBLES		
				Tot	Solo	Asst				No	Yds	Lg	TD	PD	FF	FR
2017	Jacksonville	9	0	16	10	6	1.5	0.0	0	0	-	0	0	0	0	0
2018	Jacksonville	2	0	4	2	2	0.0	0.0	0	0	-	0	0	0	0	0
NFL totals (two years)		11	0	20	12	8	0.0	0.0	0	0	-	0	0	0	0	0

SINGLE-GAME HIGHS & CAREER MILESTONES: TACKLES: Total - 4, at Pit, 10/8/17. Solo - 2, twice; last, vs. Bal, 9/24/17. NFL debut: at Hou., 9/10/17.

ANKOU'S GAME-BY-GAME

2018, JACKSONVILLE JAGUARS

Date	Opp	GP	GS	Tot	So	As	Sk	Yd	Int	Yd	Lg	TD	PD	FF	FR
9/9	at NYG-W			0	0	0	0.0	0.0	0	0	-	0	0	0	0
9/16	NE-W			0	0	0	0.0	0.0	0	-	-	0	0	0	0
9/23	Ten-L			0	0	0	0.0	0.0	0	-	-	0	0	0	0
9/30	NYJ-W			0	0	0	0.0	0.0	0	0	-	0	0	0	0
10/7	at KC-L			0	0	0	0.0	0.0	0	0	-	0	0	0	0
10/14	at Dal-L			0	0	0	0.0	0.0	0	0	-	0	0	0	0
10/21	Hou-L			0	0	0	0.0	0.0	0	0	-	0	0	0	0
10/28	Phi-L			0	0	0	0.0	0.0	0	0	-	0	0	0	0
11/11	at Ind-L			0	0	0	0.0	0.0	0	0	-	0	0	0	0
11/18	Pit-L			0	0	0	0.0	0.0	0	0	-	0	0	0	0
11/25	at Buf-L	1		2	1	1	0.0	0.0	0	0	-	0	0	0	0
12/2	Ind-W			0	0	0	0.0	0.0	0	0	-	0	0	0	0
12/6	at Ten-L	1		2	1	1	0.0	0.0	0	0	-	0	0	0	0
12/16	Was-L			0	0	0	0.0	0.0	0	0	-	0	0	0	0
12/23	at Mia-W			0	0	0	0.0	0.0	0	0	-	0	0	0	0
12/30	at Hou-L			0	0	0	0.0	0.0	0	0	-	0	0	0	0
2018 totals		2	0	0	0	0	0.0	0.0	0	0	-	0	0	0	0

2017, JACKSONVILLE JAGUARS

Date	Opp	GP	GS	Tot	So	As	Sk	Yd	Int	Yd	Lg	TD	PD	FF	FR
9/10	at Hou-W	1		1	1	0	0.0	0	0	0	-	0	0	0	0
9/17	Ten-L	1		2	2	0	0.0	0	0	0	-	0	0	0	0
9/24	Bal-W	1		2	2	0	0.0	0	0	0	-	0	0	0	0
10/1	at NYJ-L	1		1	1	0	0.0	0	0	0	-	0	0	0	0
10/8	at Pit-W			4	1	3	0.0	0	0	0	-	0	0	0	0
10/15	LAR-L	1		1	1	0	0.0	0	0	0	-	0	0	0	0
10/22	at Ind-L	1		2	0	2	0.5	0	0	0	-	0	0	0	0
11/5	Cin-W	1		0	0	0	0.0	0	0	0	-	0	0	0	0
11/12	LAC-W			0	0	0	0.0	0	0	0	-	0	0	0	0
11/19	at Cle-W			0	0	0	0.0	0	0	0	-	0	0	0	0
11/26	at Ari-L			0	0	0	0.0	0	0	0	-	0	0	0	0
12/3	Ind-W			0	0	0	0.0	0	0	0	-	0	0	0	0
12/10	Sea-W			0	0	0	0.0	0	0	0	-	0	0	0	0
12/17	Hou-W			1	1	0	0.0	0	0	0	-	0	1	0	0
12/24	at SF-L			0	0	0	0.0	0	0	0	-	0	0	0	0
12/31	at Ten-L	1		2	1	1	1.0	0	0	0	-	0	0	0	0
2017 totals		9	0	16	10	6	1.5	0	0	0	0	0	0	0	0

10 TAYWAN TAYLOR



SCHOOL WESTERN KENTUCKY
BORN 3/2/1995
ACQUIRED TR. (TEN) - '19
EXP 3

HEIGHT 5-11
WEIGHT 205
POSITION WR

TRANSACTIONS Drafted by the Tennessee Titans in the third round (72nd overall) of the 2017 NFL Draft...Traded to the Cleveland Browns on August 31, 2019.

2018 Played in 13 games with five starts in his second season...Ranked second on the team with 466 receiving yards and third on the team with 37 receptions...Also added a touchdown.

2017 Played in all 16 games with four starts at wide receiver during his rookie campaign...Grabbed 16 receptions for 231 yards and a touchdown...Notched seven special teams tackles...Ran the ball eight times for 43 yards.

COLLEGE Concluded his Western Kentucky career by holding every major career and season receiving record at the school... Taylor finished his college career with 253 receptions for 4,234 yards and 41 touchdown receptions... After posting the best single season by a receiver in school history as a junior, Taylor more than lived up for the encore, breaking his own single-season records for receptions and receiving yards in his final season... Taylor finished his senior season with a record 98 receptions for a record 1,730 yards and 17 touchdowns, tying his own record for touchdown catches in a season. Taylor posted nine games with 100-yards receiving, second-most nationally, while his 11 games of catching at least one touchdown pass led the nation...Named First-Team All-Conference USA in 2015 and 2016...A semifinalist for the Biletnikoff award in 2015 and 2016.

PERSONAL Native of Louisville, Ky.

HIGH SCHOOL Taylor led Pleasure Ridge Park High School to a 14-1 season in 2012, catching a team-best 52 passes for 1,169 yards, accounting for nearly 40 percent of the team's receiving yards in his senior season...Taylor and Pleasure Ridge Park advanced to the Class 6A state title game in 2012, losing its only game of the season in the championship...For the year, Taylor found the endzone a team-high 18 times with 14 touchdown receptions, two rushing touchdowns and one interception returned for a touchdown.

TAYLOR'S CAREER

Year	Team	GP	GS	RECEIVING					RUSHING				
				No	Yds	Avg	Lg	TD	Att	Yds	Avg	Lg	TD
2017	TEN	16	4	16	231	14.4	53	1	8	43	5.4	17	0
2018	TEN	13	5	37	466	12.6	55	1	-	-	-	-	-
NFL totals		29	9	53	697	13.2	55	2	8	43	5.4	17	0

SINGLE-GAME HIGHS & CAREER MILESTONES: **RECEIVING:** Receptions: - 7 vs. PHI, 09/30/18. First NFL Reception: vs. OAK, 9/17/17, (4 yards, Mariota). **RUSHING:** Rushes: - 2, at JAX, 09/17/17. NFL Debut: vs. Oak., 09/10/17. First NFL Rush: at JAX, 09/17/17.

TAYLOR'S GAME-BY-GAME

2018, TENNESSE

Date	Opp	GP	GS	No	Yds	Avg	Lg	TD
9/09	at Mia-L	1	0	-	-	-	-	-
9/16	Hou-W	1	0	3	32	10.7	18T	1
9/23	at JAX-W	1	0	4	30	7.5	9	0
9/30	Phi-W	1	1	7	77	11.0	19	0
10/07	at Buf-L	1	0	3	30	10.0	19	0
10/14	Bal-L	1	0	1	13	13.0	13	0
10/21	at LAC-L	1	0	1	8	8.0	8	0
11/05	at Dal-W	1	0	2	24	12.0	16	0
11/11	NE-W	0	0	-	-	-	-	-
11/18	at Ind-L	0	0	-	-	-	-	-
11/26	at Hou-L	0	0	-	-	-	-	-
12/02	NYJ-W	1	0	3	104	34.7	55	0
12/06	JAX-W	1	1	6	59	9.8	13	0
12/16	at NYG-W	1	1	2	17	8.5	14	0
12/22	Was-W	1	1	3	64	21.3	35	0
12/30	Ind-L	1	1	2	8	4.0	6	0
2018 totals		13	5	37	466	12.6	55	1

2017, TENNESSE

Date	Opp	GP	GS	No	Yds	Avg	Lg	TD
9/10	Oak-L	1	0	2	14	7.0	10	0
9/17	at JAX-W	1	0	1	42	42.0	42	0
9/24	Sea-W	1	0	1	15	15.0	15	0
10/01	at Hou-L	1	0	-	-	-	-	-
10/08	at Mia-L	1	1	-	-	-	-	-
10/16	Ind-W	1	1	2	61	30.5	53T	0
10/22	at Cle-W	1	0	3	45	15.0	23	0
11/05	Bal-W	1	0	1	-4	-4.0	-4	0
11/12	Cin-W	1	0	2	34	17.0	20	-
11/16	at Pit-L	1	1	-	-	-	-	-
11/26	at Ind-W	1	0	1	8	8.0	8	0
12/03	Hou-W	1	0	2	15	7.5	15	0
12/10	at Ari-L	1	0	-	-	-	-	-
12/17	at SF-L	1	1	-	-	-	-	-
12/24	LAR-L	1	0	1	5	5.0	5	0
12/31	JAX-W	1	1	2	9	4.5	5	0
2017 totals		16	4	16	231	14.4	53	1

67 JUSTIN MCCRAY



SCHOOL CENTRAL FLORIDA
BORN 5/31/1992
ACQUIRED TR. (GB) - '19
EXP 3

HEIGHT 6-3
WEIGHT 315
POSITION G

TRANSACTIONS Signed by the Tennessee Titans as an undrafted free agent on May 12, 2014...Waived by the Titans on August 30, 2014...Signed to Titans practice squad on August 31, 2014...Waived by the Titans on August 30, 2015...Signed by the Green Bay Packers on March 29, 2017 after spending two season in the AFL...Traded to the Cleveland Browns for an undisclosed draft pick on August 31, 2019.

2018 Played in 12 games with five starts at RG...Was inactive for three contests and dressed, but did not play, in one game.

2017 Played in 13 games with eight starts (five at RT, two at LG, one at RG)...Three of Green Bay's top four rushing performances came in games that he started.

COLLEGE Played four years for the Knights of Central Florida from 2010-13. Was part of the 2010 UCF team that went 11-3 and a member of the 2014 Fiesta Bowl-winning Knights team that finished the season 12-1 and ranked No. 10 in the nation.

PERSONAL Native of Miami, Fla.

HIGH SCHOOL Attended Miami Southridge High School in Miami, Fla. from 2006-2010.

MCCRAY'S CAREER

Year	Team	GP	GS
2018	Green Bay	12	5
2017	Green Bay	13	8
NFL totals		25	13

ADDITIONAL STATISTICS: First NFL start - at ATL (9/17/17). First NFL appearance - vs. SEA (9/10/17).



77 WYATT TELLER

SCHOOL VIRGINIA TECH
BORN 11/21/1994
ACQUIRED TR. (BUF) - '19
EXP 2

HEIGHT 6-4
WEIGHT 315
POSITION G

TRANSACTIONS Drafted by the Buffalo Bills in the fifth round of the 2018 NFL Draft (166 overall)...Acquired by the Cleveland Browns in a trade on August 29, 2019 in exchange for the Cleveland fifth and sixth round picks in the 2020 NFL Draft along with a 2021 seventh round pick.

2018 Played in eight games, starting in seven for the Bills.

COLLEGE Started 43 of 53 games while playing for Virginia Tech...Received 2017 First-Team All ACC honors...Was named a 2016 Honorable Mention All-ACC....Allowed just five pressures for the entire 2017-18 season with the Hokies...Originally a defensive end, switched to offensive tackle as a freshman before red-shirting for the 2013-14 season.

PERSONAL Native of Manassas, Virginia.

HIGH SCHOOL Ranked as the No. 35 defensive tackle in the country, the No. 60 player in his region and the No. 19 player in the state by ESPN Recruiting Nation ... A U.S. Army All-America Game selection ... The state's defensive player of the year for the Group AA level, as voted on by the VHSCA ... A first-team Group AA all-state selection by both the VHSCA and Virginia Preps ... Totaled over 120 total tackles, including 11 sacks, and forced four fumbles ... Earned Defensive Player of the Year honors in Region II and the Evergreen District ... Recorded 85 tackles, including 27 for a loss, 9.5 sacks and four forced fumbles his junior year ... Also had three interceptions and five blocked kicks his junior year.

TELLER'S CAREER

<u>Year</u>	<u>Team</u>	<u>GP</u>	<u>GS</u>
2018	Arizona	8	7

ADDITIONAL STATISTICS: First NFL start - at NYJ (11/11/18). First NFL appearance - vs. CHI (11/04/18).



40 MALIK JEFFERSON

SCHOOL TEXAS
BORN 11/15/1996
ACQUIRED W. (CIN) - '19
EXP R

HEIGHT 6-2
WEIGHT 240
POSITION LB

TRANSACTIONS Originally selected in the third round (78th overall) of the 2018 NFL Draft...Waived by the Bengals on August 31, 2019...Claimed off waivers by the Cleveland Browns on September 1, 2019.

2018 Played in 12 games...Inactive Weeks 1 and 5...Finished third on the team with seven special teams tackles...Recorded five tackles.

COLLEGE A three-year linebacker who played in 33 games with 29 career starts before declaring for the NFL Draft...Named Big 12 Conference Co-Defensive Player of the Year in 2017...Named first team All-Big 12 in 2017...Second team All-American (Associated Press, Sporting News)...Named a 2017 Butkus Award semifinalist...Named second team All-Big 12 at linebacker by the Associated Press in 2016 ... named a semifinalist for the 2016 Butkus Award...Earned freshman All-America honors in 2015... Named honorable mention All-Big 12 and Big 12 Defensive Freshman of the Year as a freshman.

PERSONAL Native of Mesquite, TX.

HIGH SCHOOL Attended Mesquite Poteet High School...An All-America and two-time all-state honoree...Chosen as the 2014 High School Butkus Award winner as the nation's top high school linebacker...Tabbed first-team 5A All-State by the Texas Sports Writers Association, honorable mention by the Associated Press ...Picked Texas Defensive Player of the Year and to the All-USA Texas Team by USA Today.

JEFFERSON'S CAREER

Year	Team	GP	GS	TACKLES			Sk	Yds	INTERCEPTIONS					FUMBLES		Yds
				Tot	Solo	Asst			No	Yds	Lg	TD	PD	FF	FR	
2018	Cincinnati	12	0	10	5	5	0.0	0.0	0	0	-	0	0	0	0	0

SINGLE-GAME HIGHS & CAREER MILESTONES: TACKLES: Total - 3, vs. NO, 11/11/18. Solo - 2, at KC, 10/21/18. NFL debut: vs. Bal., 9/13/18.

JEFFERSON'S GAME-BY-GAME

2018, CINCINNATI

<u>Date</u>	<u>Opp</u>	<u>GP</u>	<u>GS</u>	<u>Tot</u>	<u>So</u>	<u>Asts</u>	<u>Sk</u>	<u>Yd</u>	<u>Int</u>	<u>Yd</u>	<u>Lg</u>	<u>TD</u>	<u>PD</u>	<u>FF</u>	<u>FR</u>
09/09	at Ind-W	0	0	0	-	-	-	-	-	-	-	-	-	-	-
09/13	Bal-W	1	0	0	-	-	-	-	-	-	-	-	-	-	-
09/23	at Car-W	1	0	0	-	-	-	-	-	-	-	-	-	-	-
9/30	at Atl-L	1	0	0	-	-	-	-	-	-	-	-	-	-	-
10/07	Mia-W	0	0	0	-	-	-	-	-	-	-	-	-	-	-
10/14	Pit-L	1	0	2	1	1	0.0	0	0	0	-	0	1	0	0
10/21	at KC-L	1	0	2	2	0	0.0	0	0	0	-	0	0	0	0
10/28	TB-L	1	0	0	-	-	-	-	-	-	-	-	-	-	-
11/11	NO-L	1	0	3	1	2	0.0	0	0	0	-	0	0	0	0
11/18	at Bal-L	1	0	2	1	1	0.0	0	0	0	-	0	0	0	0
11/25	Cle-L	1	0	0	-	-	-	-	-	-	-	-	-	-	-
12/02	Den-L	1	0	0	-	-	-	-	-	-	-	-	-	-	-
12/09	at LAC-L	1	0	0	-	-	-	-	-	-	-	-	-	-	-
12/16	OAK-W	1	0	1	0	1	0.0	0	0	0	-	0	0	0	0
12/23	at Cin-L	0	0	0	-	-	-	-	-	-	-	-	-	-	-
12/30	at Pit-L	0	0	0	-	-	-	-	-	-	-	-	-	-	-
2018 TOTALS		12	0	10	5	5	0.0	0.0	0	0	-	0	0	0	0

83 RICKY SEALS-JONES



SCHOOL TEXAS A&M
BORN 3/15/1995
ACQUIRED W. (ARI) - '19
EXP 2

HEIGHT 6-5
WEIGHT 243
POSITION TE

TRANSACTIONS Signed by the Cardinals as an undrafted free agent on May 2, 2017...Waived by the Cardinals on September 2, 2017...Signed to the Cardinals practice squad on September 3, 2017...Promoted to Cardinals active roster on September 25, 2017...Waived by Arizona on August 31, 2019...Claimed off waivers by the Browns on September 1, 2019.

2018 Played in a career-high 15 games, starting five...Recorded 34 receptions, 343 receiving yards and a touchdown.

2017 Played in 10 games with one start...Inactive for four games...Tallied 12 receptions for 201 yards and three touchdowns.

COLLEGE Appeared in 39 games for the Aggies from 2013-2016...Caught 123 passes for 1,442 yards and 10 touchdown receptions.

PERSONAL Native of Sealy, TX.

HIGH SCHOOL Played QB and WR at Sealy High School in Sealy, Texas...Lined up at quarterback and recorded 114 carries for 1,245 yards and 15 TDs, along with 761 passing yards and 8 TDs to earn District 24-3A MVP honors in 2011.. Record 140 tackles, 10 interceptions and 8 sacks in his final two seasons.

SEALS-JONES' CAREER

Year	Team	GP	GS	RECEIVING					RUSHING				
				No	Yds	Avg	Lg	TD	Att	Yds	Avg	Lg	TD
2017	ARI	10	1	12	201	16.8	29T	3	-	-	-	-	-
2018	ARI	15	5	34	343	10.1	40	1	-	-	-	-	-
NFL totals		25	6	46	544	11.8	40	4	-	-	-	-	-

SINGLE-GAME HIGHS & CAREER MILESTONES: RECEIVING: Receptions: - 5 AT Min., 10/14/18. First NFL Reception: at Hou., 11/19/17, (15 yards, B. Gabbert). NFL Debut: vs. Dal., 09/25/17. First NFL Start: at Was., 12/17/17.

SEALS-JONES' GAME-BY-GAME

2017, ARIZONA

Date	Opp	GP	GS	No	Yds	Avg	Lg	TD
9/10	at Det-L	0	0	-	-	-	-	-
9/17	at Ind-W	0	0	-	-	-	-	-
9/25	Da-L	1	0	-	-	-	-	-
10/01	SF-W	1	0	-	-	-	-	-
10/08	at Phi-L	1	0	-	-	-	-	-
10/15	TB-W	1	0	-	-	-	-	-
10/22	at LAR-L	1	0	-	-	-	-	-
11/05	at SF-W	1	0	-	-	-	-	-
11/09	Sea-L	1	0	-	-	-	-	-
11/19	at Hou-L	1	0	3	54	18.0	28T	2
11/26	JAX-W	1	0	4	72	18.0	29T	1
12/03	LAR-L	1	0	2	44	22.0	27	0
12/10	Ten-W	1	0	1	20	20.0	20	0
12/17	at Was-L	1	1	2	11	5.5	7	0
12/24	NYG-W	1	0	0	0	-	-	0
12/31	at Sea-W	1	0	0	0	-	-	0
2017 totals		10	1	12	201	16.8	29	3

2018, ARIZONA

Date	Opp	GP	GS	No	Yds	Avg	Lg	TD
9/09	Was-L	1	1	3	19	6.3	7	0
9/16	at LAR-L	1	1	4	17	4.3	8	1
9/23	Chi-L	1	1	1	35	35.0	35T	0
9/30	Sea-L	1	0	2	52	26.0	31	0
10/07	at SF-W	1	0	0	0	-	-	0
10/14	at Min-L	1	0	5	69	13.8	40	0
10/18	Den-L	1	1	2	12	6.0	7	0
10/28	SF-W	1	1	2	12	6.0	13	0
11/11	at KC-L	1	0	5	51	10.2	21	0
11/18	Oak-L	1	0	1	5	5.0	5	0
11/25	at LAC-L	1	0	1	5	5.0	5	0
12/02	at GB-W	1	0	1	10	10.0	10	0
12/06	Det-L	1	1	3	31	10.3	12	0
12/16	at Atl-L	1	1	3	22	7.3	9	0
12/23	LAR-L	1	1	1	3	3.0	3	0
12/30	at Sea-L	0	0	-	-	-	-	0
2018 totals		15	5	34	343	10.1	40	1



12 KHADAREL HODGE

SCHOOL PRAIRE VIEW A&M
BORN 1/3/1995
ACQUIRED W. (LAR) - '19
EXP 2

HEIGHT 6-2
WEIGHT 205
POSITION WR

TRANSACTIONS Signed by the Rams as an undrafted free agent on July 24, 2018...Waived by the Rams on September 1, 2018...Signed to the Rams practice squad on September 2, 2018...Promoted to Rams active roster on September 19, 2018...Waived by the Rams on August 31, 2019...Claimed off waivers by the Browns on September 1, 2019.

2018 As a rookie, appeared in the final 14 games of the regular season and three postseason contests, including Super Bowl LIII...Tallied two receptions for 17 yards and added four tackles on special teams on the season.

COLLEGE Began his career as a quarterback at Alcorn State but left after the 2014 season, during which he redshirted...Transferred to Hinds Community College in 2015, where he transitioned to wide receiver...Transferred to Prairie View A&M in 2016...Played three seasons for the Panthers, catching 104 passes for 1,797 yards and 21 touchdowns. As a senior, Hodge had 48 receptions for 844 yards and 12 touchdowns and was named first team All-SWAC and Black College All-America.

PERSONAL Native of Mendenhall, Miss....First name is pronounced Ka-DARE-ul

HIGH SCHOOL Attended Mendenhall High School...Became the starting quarterback at Mendenhall during his sophomore season and threw for over 3,000 passing yards and ran for over 2,000 yards along with 68 total touchdowns during his junior and senior seasons...Named second team All-State his senior season.

HODGE'S CAREER

Year	Team	GP	RECEIVING					RUSHING					
			GS	No	Yds	Avg	Lg	TD	Att	Yds	Avg	Lg	TD
2018	LAR	14	0	2	17	8.5	14	0	-	-	-	-	-

SINGLE-GAME HIGHS & CAREER MILESTONES: RECEIVING: First NFL Reception: at Sea., 10/7/18, (14 yards, J. Goff). NFL Debut: vs. LAC, 09/23/18.

HODGE'S GAME-BY-GAME

2018, LOS ANGELES RAMS

Date	Opp	GP	GS	No	Yds	Avg	Lg	TD
9/10 at	Oak-W	0	0	-	-	-	-	-
9/16	Ari-W	0	0	-	-	-	-	-
9/23	LAC-W	1	0	-	-	-	-	0
9/27	Min-W	1	0	-	-	-	-	1
10/07 at	Sea-W	1	0	1	14	14.0	14	0
10/14 at	Den-W	1	0	-	-	-	-	0
10/21 at	SF-W	1	0	-	-	-	-	0
10/28	GB-W	1	0	-	-	-	-	0
11/04 at	NO-L	1	0	-	-	-	-	0
11/11	Sea-W	1	0	-	-	-	-	0
11/19	KC-W	1	0	1	3	3.0	3	0
12/02 at	Det-W	1	0	-	-	-	-	0
12/09 at	Chi-L	1	0	-	-	-	-	0
12/16	Phi-L	1	0	0	0	-	-	0
12/23 at	Ari-W	1	0	-	-	-	-	0
12/30	SF-W	1	0	-	-	-	-	0
2018 totals		14	0	2	17	8.5	14	0



JUSTIN ZIMMER

SCHOOL FERRIS STATE
BORN 10-23-1992
ACQUIRED FA'19
EXP 2

HEIGHT 6-3
WEIGHT 300
POSITION DT

TRANSACTIONS Originally signed by Buffalo as an undrafted free agent on May 6, 2016...Waived by the Bills on August 30, 2016...Signed to Saints' practice squad on December 13, 2016...Waived on September 1, 2017...Signed by the Falcons on April 18, 2018...Waived by the Falcons on October 2, 2018...Signed to Falcons' practice squad on October 3, 2018...Elevated to Falcons' active roster on December 4, 2018...Waived by the Falcons on August 31, 2019...Signed to the Falcons practice squad on September 1, 2019...Signed by the Browns from the Falcons' practice squad on December 3, 2019.

2019 Spent the first 12 weeks on the Falcons' practice squad.

2018 Made his NFL debut vs. NO., 9/23...Spent eight weeks on the Falcons' practice squad.

2017 Spent offseason and training camp with the Saints.

2016 Spent the last three weeks of the season on the Saints' practice squad.

COLLEGE Appeared in 42 games, starting 35...Compiled 216 tackles, 48.5 tackles for loss, one interception, nine forced fumbles, one fumble recovery and three blocked kicks...A three-time first team All-GLIAC selection...Two-time Division II All-American...Three-time Division II Academic All-American.

PERSONAL Native of Greenville, Mich.

HIGH SCHOOL Attended Greenville High School (Greenville, Mich.)...Played middle linebacker and tight end...Won a regional wrestling championship as a junior and senior...Also participated in track and field.

ZIMMER'S CAREER

Year	Team	GP	GS	TACKLES					INTERCEPTIONS					FUMBLES			
				Tot	Solo	Asst	Sk	Yds	No	Yds	Lg	TD	PD	FF	FR	Yds	
2018	Atlanta	1	0	0	0	0	0.0	0	0	0	0	0	0	0	0	0	0
2019	Cleveland	0	0	0	0	0	0.0	0	0	0	0	0	0	0	0	0	0
NFL totals (two years)		1	0	0	0	0	0.0	0	0	0	0	0	0	0	0	0	0

SINGLE-GAME HIGHS & CAREER MILESTONES: NFL debut: at Det., 10/8/17.

ZIMMER'S GAME-BY-GAME

2019, CLEVELAND

Date	Opp	GP	GS	Tot	So	As	Sk	Yd	Int	Yd	Lg	TD	PD	FF	FR
9/8	Ten-L														
9/16	at NYJ-W														
9/22	LAR-L														
9/29	at Bal-L														
10/7	at SF-L														
10/13	Sea-L														
10/27	at NE-L														
11/3	at Den-L														
11/10	Buf-W														
11/14	Pit-W														
11/24	Mia-W														
12/1	at Pit-L														
12/8	Cin	-	-	0	0	0	0.0	0	0	0	-	0	0	0	0
12/15	at Ari	-	-	0	0	0	0.0	0	0	0	-	0	0	0	0
12/22	Bal	-	-	0	0	0	0.0	0	0	0	-	0	0	0	0
12/29	at Cin	-	-	0	0	0	0.0	0	0	0	-	0	0	0	0
2019 totals		0	0	0	0	0	0.0	0	0	0	0	0	0	0	0

2018, ATLANTA

Date	Opp	GP	GS	Tot	So	As	Sk	Yd	Int	Yd	Lg	TD	PD	FF	FR
9/6	at Phi-L	0	-	0	0	0	0.0	0	0	0	-	0	0	0	0
9/16	Car-W	0	-	0	0	0	0.0	0	0	0	-	0	0	0	0
9/23	NO-L	1	0	0	0	0	0.0	0	0	0	-	0	0	0	0
9/30	Cin-L	0	-	0	0	0	0.0	0	0	0	-	0	0	0	0
10/7	at Pit-L														
10/14	TB-W														
10/22	NYG-W														
11/4	at Was-W														
11/11	at Cle-L														
11/18	Dal-L														
11/22	at NO-L														
12/2	Bal-L														
12/9	at GB-L	0	-	0	0	0	0.0	0	0	0	-	0	0	0	0
12/16	Ari-W	0	-	0	0	0	0.0	0	0	0	-	0	0	0	0
12/23	at Car-W	0	-	0	0	0	0.0	0	0	0	-	0	0	0	0
12/30	at TB-W	0	-	0	0	0	0.0	0	0	0	-	0	0	0	0
2018 totals		1	0	0	0	0	0.0	0	0	0	0	0	0	0	0

2019 BROWNS W-L RECORD BREAKDOWN

	2019 Season				2018 Season			
	Overall	vs. AFCN	Home	Road	Overall	vs. AFCN	Home	Road
Overall	6-8	3-1	4-3	2-5	7-8-1	3-2-1	5-2-1	2-6
On grass	5-7	3-1	4-3	1-4	6-6-1	2-2-1	5-2-1	1-4
On artificial surfaces	1-1	0-0	0-0	1-1	1-2	1-0	0-0	1-2
When scoring first	5-3	2-2	3-2	2-1	3-3	1-1	2-0	1-3
When opponent scores first	1-5	0-0	1-1	0-4	4-5-1	2-1-1	3-2-1	1-3
In overtime	0-0	0-0	0-0	0-0	1-2-1	1-0-1	1-0-1	0-2
When leading after first quarter	6-3	3-1	4-2	2-1	2-1	1-1	1-0	1-1
When leading at halftime	6-2	3-0	4-2	2-0	4-2	3-0	3-0	1-2
When leading after third quarter	6-1	3-0	4-1	2-0	4-2	3-0	3-0	1-2
When trailing after first quarter	0-5	0-0	0-1	0-4	1-6	1-1	1-2	0-4
When trailing at halftime	0-5	0-0	0-1	0-4	1-6-1	0-2-1	1-2-1	0-4
When trailing after third quarter	0-7	0-1	0-2	0-5	2-6-1	0-2-1	1-2-1	1-4
When tied at halftime	0-1	0-1	0-0	0-1	2-0	0-0	1-0	1-0
On Sunday	4-7	2-1	3-3	1-4	5-8-1	3-2-1	4-2-1	1-6
On Monday	1-1	0-0	0-0	1-1	0-0	0-0	0-0	0-0
On Thursday	1-0	1-0	1-0	0-0	1-0	0-0	1-0	0-0
On Saturday	0-0	0-0	0-0	0-0	1-0	0-0	0-0	1-0
Day games (before 5 p.m.)	4-6	2-1	3-2	1-4	5-8-1	3-2-1	4-2-1	1-6
Night games (after 5 p.m.)	2-2	1-0	1-1	1-1	0-0	0-0	0-0	0-0
When CLE had 100-yard rusher	4-3	2-0	3-1	1-2	3-1	1-0	2-0	1-1
When CLE had 100-yard receiver	3-1	1-0	1-1	2-0	1-2-1	0-1-1	1-0-1	0-2
When CLE had 300-yard passer	3-0	1-0	1-0	1-0	1-2	1-1	1-0	0-2
When OPP had 100-yard rusher	1-3	1-0	1-1	0-1	0-4-1	0-2-1	0-0-1	0-4
When OPP had 100-yard receiver	0-3	0-1	0-2	0-1	1-3-1	0-0-1	1-1-1	0-2
When OPP had 300-yard passer	0-0	0-0	0-0	0-0	1-4-1	0-0-1	1-2-1	0-2

2019 REPLAYS AND CHALLENGES

(2018 Browns Challenges [3/4])

Browns Challenges (2/9)

Date	Opp.	Time	Initial Call	Decision
9/29	BAL	8:32	L. Jackson pass complete to C. Moore for 26 yards	Ruling on the field reversed, pass incomplete.
10/7	SF	15:00	J.Garoppolo pass complete to D.Pettis for 11 yards	Ruling on the field stood
10/13	SEA	10:44	B.Mayfield pass complete to J.Landry to SEA 1. CLE challenged the short of goal line ruling	Ruling on the field was upheld
10/27	NE	4:16	CLE challenged the first down ruling	Ruling on the field stood
		13:33	CLE challenged the OPI ruling	Ruling on the field was upheld
11/3	DEN	5:23	B.Mayfield rush for no gain CLE challenged the short of the line to gain ruling	Ruling on the field stood
12/1	PIT	9:45	B.Mayfield pass incomplete to J.Landry	Ruling on the field overturned
12/8	CIN	9:45	B.Mayfield pass incomplete to J.Landry	Ruling on the field upheld
12/8	CIN	9:45	B.Mayfield pass incomplete to J.Landry	Ruling on the field upheld

Opponent Challenges (4/10)

Date	Opp.	Time	Initial Call	Decision
9/22	LAR	9:43	Incomplete pass from J.Goff	Challenged play for possible defensive pass interference, play was upheld.
10/7	SF	13:49	B.Mayfield pass complete to R.Seals-Jones for 31 yards	Ruling on the field reversed, pass incomplete.
10/7	SF	8:32	J.Garoppolo pass incomplete short left to M.Goodwin	Ruling on the field stood
10/13	SEA	5:02	B.Mayfield pass complete to O.Beckham Jr. for 41 yards	Ruling on the field stood
11/14	PIT	13:19	B.Mayfield pass complete to K.Hodge for 59 yards	Ruling on the field was reversed, gain of 41 yards to the PIT-36
11/24	MIA	7:52	B.Mayfield pass complete to J.Landry for 37 yards	Challenged for Offensive Pass Interference, play was upheld.
12/1	PIT	5:46	A.Seibert punt downed at PIT-1	Challenged for a potential touchback, play was upheld
12/8	CIN	4:14	B.Mayfield pass complete to O.Beckham Jr. for 34 yards	Ruling on the field reversed, pass incomplete.
12/8	CIN	3:16	B.Mayfield pass complete to J.Landry for 34 yards	Challenged for Offensive Pass Interference, play was upheld.
12/15	ARI	1:48	K.Murray pass incomplete to C.Kirk	Challenged for Defensive Pass Interference, play was reversed

2019 STARTING LINEUPS AND INACTIVES

OFFENSIVE GAME-BY-GAME STARTERS

Game	Opp.	WR	LT	LG	C	RG	RT	TE	WR	QB	RB	RB
09/8	Ten	J. Landry	G.Robinson	J.Bitonio	J.Tretter	E.Kush	C.Hubbard	D.Njoku	O.Beckham	B.Mayfield	N.Chubb	R.Higgins(WR)
09/16	at NYJ	J. Landry	G.Robinson	J.Bitonio	J.Tretter	E.Kush	C.Hubbard	D.Ratley(WR)	O.Beckham	B.Mayfield	N.Chubb	T.Taylor(WR)
9/22	LAR	J. Landry	G.Robinson	J.Bitonio	J.Tretter	E.Kush	J.McCray	D.Harris	O.Beckham	B.Mayfield	N.Chubb	P.Brown(TE)
9/29	at BAL	J. Landry	G.Robinson	J.Bitonio	J.Tretter	E.Kush	C.Hubbard	P.Brown	O.Beckham	B.Mayfield	N.Chubb	D.Ratley(WR)
10/7	at SF	J. Landry	G.Robinson	J.Bitonio	J.Tretter	E.Kush	C.Hubbard	P.Brown	O.Beckham	B.Mayfield	N.Chubb	A.Callaway(WR)
10/13	SEA	J. Landry	G.Robinson	J.Bitonio	J.Tretter	E.Kush	C.Hubbard	P.Brown	O.Beckham	B.Mayfield	N.Chubb	R.Seals-Jones(TE)
10/27	at NE	J. Landry	J.McCray	J.Bitonio	J.Tretter	E.Kush	C.Hubbard	P.Brown	O.Beckham	B.Mayfield	N.Chubb	A.Callaway(WR)
11/3	at DEN	J. Landry	G.Robinson	J.Bitonio	J.Tretter	W.Teller	C.Hubbard	S.Carlson	O.Beckham	B.Mayfield	N.Chubb	D.Harris(TE)
11/10	BUF	J. Landry	G.Robinson	J.Bitonio	J.Tretter	W.Teller	C.Hubbard	S.Carlson	O.Beckham	B.Mayfield	N.Chubb	D.Harris(TE)
11/14	PIT	J. Landry	G.Robinson	J.Bitonio	J.Tretter	W.Teller	C.Hubbard	P.Brown	O.Beckham	B.Mayfield	N.Chubb	D.Harris(TE)
11/24	MIA	J. Landry	G.Robinson	J.Bitonio	J.Tretter	W.Teller	C.Hubbard	R.Seals-Jones	O.Beckham	B.Mayfield	N.Chubb	S.Carlson(TE)
12/1	at PIT	J. Landry	J.McCray	J.Bitonio	J.Tretter	W.Teller	C.Hubbard	D.Harris	O.Beckham	B.Mayfield	N.Chubb	S.Carlson(TE)
12/8	CIN	J. Landry	G.Robinson	J.Bitonio	J.Tretter	W.Teller	K.Lamm	S.Carlson	O.Beckham	B.Mayfield	N.Chubb	K.Hunt
12/15	at ARI	J. Landry	G.Robinson	J.Bitonio	J.Tretter	W.Teller	K.Lamm	D.Ratley (WR)	O.Beckham	B.Mayfield	N.Chubb	K.Hunt
12/22	BAL											
12/29	at CIN											

DEFENSIVE GAME-BY-GAME STARTERS

Game	Opp.	DE	DT	DT	DE	WILL	MIKE	CB	CB	S	S	DB
9/8	Ten	M.Garrett	L.Ogunjobi	S.Richardson	O.Vernon	C.Kirksey	J.Schobert	D.Ward	G.Williams	D.Randall	M.Burnett	J.Whitehead
9/16	at NYJ	M.Garrett	L.Ogunjobi	S.Richardson	O.Vernon	C.Kirksey	J.Schobert	D.Ward	G.Williams	E.Murray	M.Burnett	J.Whitehead
9/22	LAR	M.Garrett	L.Ogunjobi	S.Richardson	O.Vernon	M.Wilson	J.Schobert	T.Carrie	T.Mitchell	E.Murray	J.Whitehead	J.Burris
9/29	at BAL	M.Garrett	L.Ogunjobi	S.Richardson	O.Vernon	M.Wilson	J.Schobert	T.Carrie	T.Mitchell	D.Randall	E.Murray	J.Whitehead
10/7	at SF	M.Garrett	L.Ogunjobi	S.Richardson	O.Vernon	M.Wilson	J.Schobert	T.Carrie	T.Mitchell	D.Randall	M.Burnett	J.Whitehead
10/13	SEA	M.Garrett	L.Ogunjobi	S.Richardson	O.Vernon	M.Wilson	J.Schobert	T.Carrie	T.Mitchell	D.Randall	M.Burnett	J.Whitehead
10/27	at NE	M.Garrett	L.Ogunjobi	S.Richardson	O.Vernon	M.Wilson	J.Schobert	D.Ward	G.Williams	J.Burris	M.Burnett	J.Whitehead
11/3	at DEN	M.Garrett	L.Ogunjobi	S.Richardson	O.Vernon	M.Wilson	J.Schobert	D.Ward	G.Williams	J.Burris	M.Burnett	J.Whitehead
11/10	BUF	M.Garrett	L.Ogunjobi	S.Richardson	C.Thomas	M.Wilson	J.Schobert	D.Ward	G.Williams	D.Randall	M.Burnett	J.Burris
11/14	PIT	M.Garrett	L.Ogunjobi	D.Lawrence	C.Thomas	M.Wilson	J.Schobert	D.Ward	G.Williams	D.Randall	M.Burnett	J.Burris
11/24	MIA	C.Thomas	D.Lawrence	S.Richardson	E.Ankou	M.Wilson	J.Schobert	D.Ward	G.Williams	D.Randall	J.Burris	T.Carrie
12/1	at PIT	C.Thomas	L.Ogunjobi	S.Richardson	O.Vernon	M.Wilson	J.Schobert	D.Ward	G.Williams	S.Redwine	J.Burris	T.Carrie
12/8	CIN	C.Thomas	L.Ogunjobi	E.Ankou	S.Richardson	M.Wilson	J.Schobert	D.Ward	G.Williams	S.Redwine	D.Randall	J.Burris
12/15	at ARI	C.Thomas	L.Ogunjobi	D.Cox	S.Richardson	M.Wilson	J.Schobert	D.Ward	G.Williams	S.Redwine	D.Randall	J.Burris
12/22	BAL											
12/29	at CIN											

GAME-BY-GAME INACTIVES

Game	Opp.								
9/8	Ten	G.Gilbert	T.Taylor	S.Takitaki	G.Avery	A.Corbett	W.Teller	R.Seals-Jones	
9/16	at NYJ	D.Randall	D.Hilliard	G.Avery	A.Taylor	A.Corbett	K.Lamm	R.Higgins	
9/22	LA	D.Ward	D.Randall	G.Williams	M.Burnett	K.Lamm	C.Hubbard	R.Higgins	
9/29	at BAL	D.Ward	G.Williams	S.Redwine	M.Burnett	G.Avery	K.Lamm	R.Higgins	
10/7	at SF	T.Taylor	D.Ward	G.Williams	S.Redwine	G.Avery	K.Lamm	R.Higgins	
10/13	SEA	T.Taylor	D.Ward	G.Williams	S.Redwine	G.Avery	K.Lamm	A.Corbett	
10/27	at NE	T.Taylor	D.Randall	C.Smith	S.Redwine	G.Avery	K.Lamm	E.Ankou	
11/3	at DEN	T.Taylor	D.Randall	E.Murray	R.Jackson	G.Avery	K.Lamm	P.Brown	
11/10	BUF	T.Taylor	E.Murray	R.Jackson	O.Vernon	K.Lamm	R.Seals-Jones	A.Callaway	
11/14	PIT	T.Taylor	E.Murray	R.Jackson	O.Vernon	K.Lamm	D.Forbes	B.Cox	
11/18	MIA	T.Taylor	E.Murray	R.Jackson	O.Vernon	K.Lamm	D.Forbes	P.Brown	
12/1	at PIT	T.Taylor	E.Murray	D.Randall	C.Smith	G.Robinson	D.Forbes	P.Brown	
12/8	CIN	T.Taylor	E.Murray	C.Hubbard	O.Vernon	G.Robinson	D.Harris	P.Brown	
12/15	at ARI	T.Taylor	E.Murray	D.Njoku	O.Vernon	D.Forbes	P.Brown	J.Zimmer	
12/22	BAL								
12/29	at CIN								

2019 DEFENSIVE GAME-BY-GAME STATS

INTERCEPTIONS

Game	Opp.	No.	Yards	LG	TD	Players
9/8	TEN	0	0	0	0	0
9/16	at NYJ	0	0	0	0	0
9/22	LAR	2	15	15	0	J.Burris, T.J.Carrie
9/29	at BAL	2	0	0	0	J.Whitehead, D. Lawrence
10/7	at SF	0	0	0	0	0
10/13	SEA	0	0	0	0	0
10/27	at NE	0	0	0	0	0
11/3	at DEN	0	0	0	0	0
11/10	BUF	0	0	0	0	0
11/14	PIT	4	90	43	0	J.Schobert (2), M.Burnett, J.Burris
11/24	MIA	2	4	2	0	J.Schobert (2)
12/1	at PIT	1	28	28	0	T.Mitchell
12/8	CIN	1	61	61	1	D.Ward
12/15	at ARI	1	21	21	0	M.Wilson
12/22	BAL					
12/29	at CIN					
Totals 14 games		13	219	61	1	

FUMBLES

Game	Opp.	FUMBLES FORCED		FUMBLES RECOVERED	
		No.	Players	No.	Players
9/8	TEN	0	None	0	None
9/16	at NYJ	1	J.Schobert	1	T.Carrie
9/22	LAR	1	M.Garrett	1	J.Schobert
9/29	at BAL	1	J.Whitehead	1	C.Thomas
10/7	at SF	0	None	0	None
10/13	SEA	1	O.Vernon	1	D.Lawrence
10/27	at NE	0	None	0	None
11/3	at DEN	1	J.Schobert	1	D.Ward
11/10	BUF	1	S.Richardson	0	None
11/14	PIT	1	J.Burris	0	None
11/24	MIA	1	S.Richardson	0	None
12/1	at PIT	1	M.Wilson	0	None
12/8	CIN	1	T.Carrie	0	None
12/15	at ARI	0	None	0	None
12/22	BAL				
12/29	at CIN				
Totals 14 games		10		5	

QUARTERBACK SACKS

Game	Opp.	No.	Yards	Players
9/8	TEN	4	32	M.Burnett (1.0), M.Garrett (2.0), L.Ogunjobi (1.0)
9/16	at NYJ	4	32	M.Garrett (3.0), M.Burnett (1.0)
9/22	LAR	2	14	L.Ogunjobi (1.0), M.Garrett (1.0)
9/29	at BAL	4	25	J.Schobert (1.0), S.Richardson (1.0), D.Randall (1.0), O.Vernon (1.0)
10/7	at SF	2	10	M.Garrett (1.0), C.Thomas (1.0)
10/13	SEA	3	11	M.Garrett (2.0), D.Randall (1.0)
10/27	at NE	3	20	O.Vernon (1.0), M.Garrett (1.0), E.Murray (1.0)
11/3	at DEN	3	18	O.Vernon (1.0), M.Wilson (1.0), L.Ogunjobi (1.0)
11/10	BUF	1	6	C.Thomas (1.0)
11/14	PIT	4	43	J.Burris (1.0), L.Ogunjobi (1.0), C.Thomas (1.0), J.Schobert (1.0)
11/24	MIA	4	22	S.Richardson (2.0), P.Gustin (1.0), T.Carrie (1.0)
12/1	at PIT	1	13	C.Thomas
12/8	CIN	2	16	S.Richardson (1.0), L.Ogunjobi (0.5), B.Cox (0.5)
12/15	at ARI	0	0	None
12/22	BAL			
12/29	at CIN			
Totals 14 games		37	262	

2019 CLEVELAND BROWNS INDIVIDUAL BESTS

BROWNS

LONGEST RUN FROM SCRIMMAGE:	88, N.Chubb, at BAL (9/29)
LONGEST TOUCHDOWN RUN:	88, N.Chubb, at BAL (9/29)
LONGEST PASS COMPLETION:	89, O.Beckham Jr., at NYJ (9/16)
LONGEST TOUCHDOWN PASS:	89, O.Beckham Jr., at NYJ (9/16)
LONGEST PUNT RETURN:	18T, D.Hilliard, TEN (9/8), J.Landry, at NYJ (9/16)
LONGEST KICKOFF RETURN:	74, D.Hilliard, SEA (10/13)
MOST INTERCEPTIONS:	2, J.Schobert, PIT (11/14), MIA (11/24)
LONGEST INTERCEPTION RETURN:	61, D.Ward, CIN (12/8)
LONGEST PUNT:	71, J.Gillan, at SF (10/7)
LONGEST FIELD GOAL:	53, A.Seibert, CIN (12/8)
MOST RUSHING ATTEMPTS:	27, N.Chubb, PIT (11/14)
MOST RUSHING YARDS:	165, N.Chubb, at BAL (9/29)
MOST PASS ATTEMPTS:	43, B.Mayfield, at ARI (12/15)
MOST PASS COMPLETIONS:	30, B.Mayfield, ARI (12/15)
MOST YARDS PASSING:	342, B.Mayfield, at BAL (9/29)
MOST RECEPTIONS:	10, J.Landry, MIA (11/24)
MOST YARDS RECEIVING:	167, J.Landry, at BAL (9/29)
MOST INTERCEPTIONS THROWN:	3T, B.Mayfield, TEN (9/8), SEA (10/13)
MOST RUSHING TOUCHDOWNS:	3, N.Chubb, at BAL (9/29)
MOST TOUCHDOWN PASSES:	3, B.Mayfield, MIA (11/24)
MOST TOUCHDOWN RECEPTIONS:	2, J.Landry, MIA (11/24) R.Seals-Jones, at ARI (12/15)
MOST QB SACKS:	3, M.Garrett, at NYJ (9/16)

OPPONENTS

LONGEST RUN FROM SCRIMMAGE:	83, M.Breida at SF (10/7)
LONGEST TOUCHDOWN RUN:	83, M.Breida at SF (10/7)
LONGEST PASS COMPLETION:	59, J.White, NE (10/27)
LONGEST TOUCHDOWN PASS:	75, D.Henry, TEN (9/8)
LONGEST PUNT RETURN:	32, R.James, at SF (10/7)
LONGEST KICKOFF RETURN:	34, K.Whyte Jr., at PIT (12/1)
MOST INTERCEPTIONS:	1T, M.Butler, K.Byard, L.Ryan, TEN (9/8), D.Robert at NYJ (9/16), J.Johnson LAR (9/22) M.Canaday, at BAL (9/29), K. Williams, at SF (10/7), R.Sherman, at SF (10/7), T.Thompson, K.Wright, T.Flowers, SEA (10/13) L.Guy, at NE (10/27), R.Lewis, MIA (11/24) J.Haden, at PIT (12/1), N.Vigil, CIN (12/8), J.Bates III, CIN (12/8), P.Peterson, at ARI (12/15)
LONGEST INTERCEPTION RETURN:	49, K.Williams, at SF (10/7)
LONGEST PUNT:	70, B.Kern, TEN (9/8)
LONGEST FIELD GOAL:	53T, C.Santos, TEN (9/8), G.Zeurlein, LAR (9/22)
MOST RUSHING ATTEMPTS:	24, C.Carson, SEA (10/13)
MOST RUSHING YARDS:	146, J.Mixon, CIN (12/8)
MOST PASS ATTEMPTS:	41, J.Allen, BUF (11/10)
MOST PASS COMPLETIONS:	24T, J.Goff, LAR (9/22) L.Jackson, at BAL (9/29)
MOST YARDS PASSING:	295, R.Wilson, SEA (10/13)
MOST RECEPTIONS:	11, C.Kupp, LAR (9/22)
MOST YARDS RECEIVING:	102, C.Kupp, LAR (9/22)
MOST INTERCEPTIONS THROWN:	2T, J.Goff, LAR (9/22) L.Jackson, at BAL (9/29) R.Fitzpatrick, MIA (11/24)
MOST RUSHING TOUCHDOWNS:	4, K.Murray, at ARI (12/15)
MOST TOUCHDOWN PASSES:	3T, M.Mariota, TEN (9/8) L.Jackson, at BAL (9/29)
MOST TOUCHDOWN RECEPTIONS:	2T, De.Walker, TEN (9/8), C.Kupp, LAR (9/22) J.Brown, SEA (10/13), J.Edelman, at NE (10/27)
MOST QB SACKS:	2.5, C.Wake, TEN (9/8)

SUPPLEMENTAL STATS

2019 BROWNS TEAM SCORING

Game	Opp.	BROWNS						OPPONENTS					
		1ST	2ND	3RD	4TH	OT	TOTAL	1ST	2ND	3RD	4TH	OT	TOTAL
9/8	TEN	6	0	7	0	0	13	3	9	10	21	0	43
9/16	at NYJ	6	10	7	0	0	23	0	3	0	0	0	3
9/22	LAR	0	6	7	0	0	13	3	0	7	10	0	20
9/29	at BAL	7	3	14	7	0	40	0	7	3	8	0	40
10/7	at SF	0	3	0	0	0	3	14	7	7	3	0	31
10/13	SEA	14	6	0	8	0	28	6	12	7	7	0	32
10/27	at NE	0	7	3	3	0	13	17	0	7	3	0	27
11/3	at DEN	0	12	0	7	0	19	7	10	7	0	0	24
11/10	BUF	6	3	3	7	0	19	0	7	2	7	0	16
11/14	PIT	7	7	0	7	0	21	0	0	7	0	0	7
11/24	MIA	14	14	0	13	0	41	0	3	14	7	0	24
12/1	at PIT	3	7	0	3	0	13	0	10	7	3	0	20
12/8	CIN	7	7	10	3	0	27	6	7	3	3	0	19
12/15	at ARI	0	10	7	7	0	24	7	14	7	10	0	38
Totals 14 games		70	95	58	65	0	297	63	89	91	82	0	344

2019 TURNOVER TABLE

Game	Opp.	TAKEAWAYS				GIVEAWAYS				Difference	Result
		Fumbles	INTs	Total	Pts Off	Fumbles	INT	Total	Pts Off		
9/8	TEN	0	0	0	0	0	3	3	16	-3	L, 13-43
9/16	at NYJ	1	0	1	0	0	1	1	0	0	W, 23-3
9/22	LAR	1	2	3	3	0	1	1	0	+2	L, 13-20
9/29	at BAL	1	2	3	14	0	1	1	7	+2	W, 40-25
10/7	at SF	0	0	0	0	2	2	4	3	-4	L, 3-31
10/13	SEA	1	0	1	0	1	3	4	14	-3	L, 28-32
10/27	at NE	0	0	0	0	2	1	3	14	-3	L, 13-27
11/3	at DEN	1	0	1	0	0	0	0	0	+1	L, 19-24
11/10	BUF	0	0	0	0	0	0	0	0	0	W, 19-16
11/14	PIT	0	4	4	7	0	0	0	0	+4	W, 21-7
11/24	MIA	0	2	2	14	0	1	1	7	+1	W, 41-24
12/1	at PIT	0	1	1	0	1	1	2	3	-1	L, 13-20
12/8	CIN	0	1	1	7	0	2	2	7	-1	W, 27-19
12/15	at ARI	0	1	1	3	1	1	2	3	-2	L, 38-24
Totals 14 games		5	13	18	48	7	16	24	74	-6	

2019 BROWNS SCORING DRIVES

SEPT. 8 VS. TENNESSEE TITANS

<u>Team</u>	<u>Qtr.</u>	<u>Time</u>	<u>Scoring Play</u>	<u>TEN</u>	<u>CLE</u>
Browns	1	10:11	D.Hilliard 4 yd. run (kick failed, wr)	0	6
Titans	1	6:32	C.Santos 37 yd. Field Goal (7-73, 3:39)	3	6
Titans	2	9:39	D.Henry 1 yd. run (C.Santos kick) (11-87, 5:10)	10	6
Titans	2	1:42	B.Mayfield sacked in the end zone by C.Wake for a Safety	12	6
Titans	3	11:53	C.Santos 53 yd. Field Goal (5-44, 3:07)	15	6
Browns	3	2:10	D.Njoku 3 yd. pass from B. Mayfield (A. Seibert kick) (6-61, 3:42)	15	6
Titans	3	1:57	D.Henry 75 yd. pass from M.Mariota (C.Santos kick) (1-75, 0:13)	22	13
Titans	4	12:32	De.Walker 11 yd. pass from M.Mariota (C.Santos kick) (4-35, 1:39)	29	13
Titans	4	9:03	De.Walker 7 yd. pass from M.Mariota (C.Santos kick) (4-34, 2:14)	36	13
Titans	4	3:02	M.Butler 38 yd. interception return (C.Santos kick)	43	13

SEPT. 16 AT NEW YORK JETS

<u>Team</u>	<u>Qtr.</u>	<u>Time</u>	<u>Scoring Play</u>	<u>CLE</u>	<u>NYJ</u>
Browns	1	10:27	A.Seibert 23 yd. Field Goal (11-76, 4:33)	3	0
Browns	1	6:15	A.Seibert 48 yd. Field Goal (6-22, 2:32)	6	0
Browns	2	10:16	N.Chubb 19 yd. run (A.Seibert kick) (5-53, 3:07)	13	0
Jets	2	2:56	S.Ficken 46 yd. Field Goal (11-47, 7:20)	13	3
Browns	2	0:00	A.Seibert 43 yd. Field Goal (5-15, 0:35)	16	3
Browns	3	3:32	O.Beckham 89 yd. pass from B.Mayfield (A.Seibert kick) (1-89, 0:11)	23	3

SEPT. 22 VS LOS ANGELES RAMS

<u>Team</u>	<u>Qtr.</u>	<u>Time</u>	<u>Scoring Play</u>	<u>CLE</u>	<u>LAR</u>
Rams	1	4:06	G.Zuerlein 53 yd. Field Goal (11-51, 4:58)	0	3
Browns	2	6:15	A.Seibert 23 yd. Field Goal (13-70, 7:25)	3	3
Browns	2	0:00	A.Seibert 35 yd. Field Goal (4-0, 0:18)	6	3
Rams	3	10:40	C.Kupp 11 yd. pass from J.Goff (G.Zuerlein kick) (10-75, 4:20)	6	10
Browns	3	4:37	D.Harris 2 yd. pass from B.Mayfield (A.Seibert kick) (11-75, 6:03)	13	10
Rams	4	12:48	C.Kupp 6 yd. pass from J.Goff (G.Zuerlein kick) (8-72, 4:12)	13	17
Rams	4	6:37	G.Zeurlein 37 yd. Field Goal (9-43, 2:37)	13	20

SEPT. 29 AT BALTIMORE RAVENS

<u>Team</u>	<u>Qtr.</u>	<u>Time</u>	<u>Scoring Play</u>	<u>CLE</u>	<u>BAL</u>
Browns	1	2:50	R.Seals-Jones 9 yd. pass from B.Mayfield (A.Seibert kick) (13-84, 8:31)	7	0
Ravens	2	1:55	M.Boykin 9 yd. pass from L.Jackson (J.Tucker kick) (7-58, 3:40)	7	7
Browns	2	0:08	A.Seibert 24 yd. Field Goal (10-81, 1:47)	10	7
Ravens	3	11:15	J.Tucker 41 yd. Field Goal (8-62, 3:45)	10	10
Browns	3	9:41	N.Chubb 14 yd. run (A.Seibert kick) (3-75, 1:34)	17	10
Browns	3	0:53	N.Chubb 2 yd. run (A.Seibert kick) (8-74, 5:18)	24	10
Ravens	4	9:51	M.Andrews 8 yd. pass from L.Jackson (M.Ingram run) (14-75, 6:02)	24	18
Browns	4	9:35	N.Chubb 88 yd. run (pass failed) (1-83, 0:16)	30	18
Browns	4	6:56	A.Seibert 43 yd. Field Goal (4-6, 1:19)	33	18
Browns	4	2:14	D.Hilliard 1 yd. run (A.Seibert kick) (6-39, 3:07)	40	18
Ravens	4	0:30	W.Snead 50 yd. pass from L.Jackson (J.Tucker kick) (5-79, 1:44)	40	25

SUPPLEMENTAL STATS

OCT. 7 AT SAN FRANCISCO 49ERS

<u>Team</u>	<u>Qtr.</u>	<u>Time</u>	<u>Scoring Play</u>	<u>CLE</u>	<u>SF</u>
49ers	1	13:17	M.Breida 83 yd. run (R.Gould kick) (1-83, 0:11)	0	7
49ers	1	6:26	M.Breida 5 yd. pass from J.Garoppolo (R.Gould kick) (8-74, 3:57)	0	14
Browns	2	11:22	A.Seibert 30 yd. Field Goal (10-51, 4:47)	3	14
49ers	2	1:54	T.Coleman 19 yd. run (R.Gould kick) (6-49, 2:51)	3	21
49ers	3	10:37	G.Kittle 22 yd. pass from J.Garoppolo (R.Gould kick) (9-90, 4:23)	3	28
49ers	4	5:08	R.Gould 44 yd. Field Goal (4-3, 1:54)	3	31

OCT. 13 VS SEATTLE SEAHAWKS

<u>Team</u>	<u>Qtr.</u>	<u>Time</u>	<u>Scoring Play</u>	<u>SEA</u>	<u>CLE</u>
Browns	1	13:01	N.Chubb 7 yd. run (A.Seibert kick) (3-23, 1:59)	0	7
Seahawks	1	8:52	R.Wilson 16 yd. run (kick failed, wr) (7-75, 4:09)	6	7
Browns	1	4:43	B.Mayfield 10 yd. run (A.Seibert kick) (10-69, 4:09)	6	14
Browns	2	14:54	R.Seals-Jones 31 yd. pass from B.Mayfield (kick failed, wl) (3-92, 1:25)	6	20
Seahawks	2	10:46	J.Myers 38 yd. Field Goal (9-55, 4:08)	9	20
Seahawks	2	7:25	J.Myers 20 yd. Field Goal (6-18, 2:41)	12	20
Seahawks	2	0:22	J.Brown 17 yd. pass from R.Wilson (run failed)	18	20
Seahawks	3	6:00	J.Brown 6 yd. pass from R.Wilson (J.Myers kick) (7-58, 2:54)	25	20
Browns	4	9:02	N.Chubb 3 yd. run (B.Mayfield-D.Harris pass) (2-24, 0:46)	25	28
Seahawks	4	3:30	C.Carson 1 yd. run (J.Myers kick) (9-79, 5:32)	32	28

OCT. 27 AT NEW ENGLAND PATRIOTS

<u>Team</u>	<u>Qtr.</u>	<u>Time</u>	<u>Scoring Play</u>	<u>CLE</u>	<u>NE</u>
Patriots	1	6:35	M.Nugent 20 yd. Field Goal (12-71, 5:53)	0	3
Patriots	1	5:45	D.Hightower 26 yd. fumble return (M.Nugent kick)	0	10
Patriots	1	1:47	J.Edelman 8 yd. pass from T.Brady (M.Nugent kick) (2-11, 0:44)	0	17
Browns	2	7:44	D.Harris 21 yd. pass from B.Mayfield (A.Seibert kick) (6-54, 3:28)	7	17
Browns	3	8:37	A.Seibert 38 yd. Field Goal (12-55, 6:23)	10	17
Patriots	3	6:11	J.Edelman 14 yd. pass from T.Brady (M.Nugent kick) (7-84, 2:26)	10	24
Patriots	4	7:43	M.Nugent 29 yd. Field Goal (11-62, 5:27)	10	27
Browns	4	2:33	A.Seibert 47 yd. Field Goal (7-47, 1:34)	13	27

NOV. 3 AT DENVER BRONCOS

<u>Team</u>	<u>Qtr.</u>	<u>Time</u>	<u>Scoring Play</u>	<u>CLE</u>	<u>DEN</u>
Broncos	1	6:09	C.Sutton 21 yd. pass from B.Allen (B.McManus kick) (9-63, 4:47)	0	7
Browns	2	12:48	A.Seibert 39 yd. Field Goal (5-19, 2:20)	3	7
Broncos	2	12:34	N.Fant 75 yd. pass from B.Allen (B.McManus kick) (1-75, 0:14)	3	14
Browns	2	7:14	A.Seibert 30 yd. Field Goal (9-64, 5:20)	6	14
Browns	2	3:49	A.Seibert 27 yd. Field Goal (6-9, 2:22)	9	14
Broncos	2	1:47	B.McManus 43 yd. Field Goal (5-43, 2:02)	9	17
Browns	2	0:15	A.Seibert 30 yd. Field Goal (13-63, 1:32)	12	17
Broncos	3	1:06	P.Lindsay 30 yd. run (B.McManus kick) (7-95, 4:10)	12	24
Browns	4	10:47	J.Landry 9 yd. pass from B.Mayfield (A.Seibert kick) (9-76, 5:19)	19	24

NOV. 10 VS BUFFALO BILLS

<u>Team</u>	<u>Qtr.</u>	<u>Time</u>	<u>Scoring Play</u>	<u>BUF</u>	<u>CLE</u>
Browns	1	12:09	J.Landry 17 yd. pass from B.Mayfield (kick failed, wr) (6-75, 2:51)	0	6
Bills	2	10:09	Jos.Allen 10 yd. run (S.Hauschka kick) (9-76, 4:39)	7	6
Browns	2	3:35	A.Seibert 27 yd. Field Goal (13-69, 6:34)	7	9
Bills	3	10:53	B.Mayfield sacked in end zone by T.Edmunds for a Safety	9	9
Browns	3	3:49	A.Seibert 47 yd. Field Goal (10-56, 5:01)	9	12
Bills	4	5:26	Jos.Allen 1 yd. run (S.Hauschka kick) (7-48, 3:44)	16	12
Browns	4	1:48	R.Higgins 7 yd. pass from B.Mayfield (A.Seibert kick) (10-82, 3:42)	16	19

SUPPLEMENTAL STATS

NOV. 14 VS PITTSBURGH STEELERS

<u>Team</u>	<u>Qtr.</u>	<u>Time</u>	<u>Scoring Play</u>	<u>PIT</u>	<u>CLE</u>
Browns	1	11:07	B.Mayfield 1 yd. run (A.Seibert kick) (5-65, 2:12)	0	7
Browns	2	9:55	J.Landry 1 yd. pass from B.Mayfield (A.Seibert kick) (7-77, 4:03)	0	14
Steelers	3	5:39	J.Samuels 3 yd. pass from M.Rudolph (C.Boswell kick) (5-87, 2:32)	7	14
Browns	4	5:25	S.Carlson 8 yd. pass from B.Mayfield (A.Seibert kick) (3-4, 0:57)	7	21

NOV. 24 VS MIAMI DOLPHINS

<u>Team</u>	<u>Qtr.</u>	<u>Time</u>	<u>Scoring Play</u>	<u>MIA</u>	<u>CLE</u>
Browns	1	9:59	J.Landry 7 yd. pass from B.Mayfield (A.Seibert kick) (8-75, 5:01)	0	7
Browns	1	1:51	O.Beckham 35 yd. pass from B.Mayfield (A.Seibert kick) (5-60, 2:54)	0	14
Browns	2	10:31	J.Landry 5 yd. pass from B.Mayfield (A.Seibert kick) (6-44, 3:39)	0	21
Browns	2	1:01	K.Hunt 6 yd. run (A.Seibert kick) (9-73, 4:45)	0	28
Dolphins	2	0:00	J.Sanders 36 yd. Field Goal (9-63, 1:01)	3	28
Dolphins	3	9:37	M.Gesicki 11 yd. pass from R.Fitzpatrick (J.Sanders kick) (7-46, 2:57)	10	28
Dolphins	3	0:04	R.Fitzpatrick 8 yd. run (J.Sanders kick) (11-64, 4:00)	17	28
Browns	4	11:21	A.Seibert 40 yd. Field Goal (10-64, 3:43)	17	31
Browns	4	6:51	A.Seibert 26 yd. Field Goal (8-67, 2:57)	17	34
Browns	4	3:26	N.Chubb 5 yd. run (A.Seibert kick) (4-38, 2:22)	17	41
Dolphins	4	0:39	A.Hurns 19 yd. pass from R.Fitzpatrick (J.Sanders kick) (7-78, 2:47)	24	41

DEC. 1 AT PITTSBURGH STEELERS

<u>Team</u>	<u>Qtr.</u>	<u>Time</u>	<u>Scoring Play</u>	<u>CLE</u>	<u>PIT</u>
Browns	1	7:31	A.Seibert 31 yd. Field Goal (13-62, 7:29)	3	0
Browns	2	7:40	K.Hunt 15 yd. pass from B.Mayfield (A.Seibert kick) (10-70, 5:42)	10	0
Steelers	2	2:56	C.Boswell 39 yd. Field Goal (10-62, 4:44)	10	3
Steelers	2	1:00	J.Washington 30 yd. pass from D.Hodges (C.Boswell kick) (5-69, 0:48)	10	10
Steelers	3	10:36	B.Snell Jr. 1 yd. run (C.Boswell kick) (7-69, 4:24)	10	17
Steelers	4	13:48	C.Boswell 29 yd. Field Goal (10-35, 6:01)	10	20
Browns	4	7:30	A.Seibert 34 yd. Field Goal (7-61, 2:48)	13	20

DEC. 8 VS. CINCINNATI BENGALS

<u>Team</u>	<u>Qtr.</u>	<u>Time</u>	<u>Scoring Play</u>	<u>CIN</u>	<u>CLE</u>
Bengals	1	10:56	R.Bullock 34 yd. Field Goal (8-59, 4:04)	3	0
Browns	1	5:36	D.Ward 61 yd. interception return (A.Seibert kick)	3	7
Bengals	1	1:37	R.Bullock 44 yd. Field Goal (7-50, 3:59)	6	7
Bengals	2	12:07	J.Mixon 1 yd. run (R.Bullock kick) (6-57, 3:21)	13	7
Browns	2	6:37	B.Mayfield 7 yd. run (A.Seibert kick) (10-75, 5:30)	13	14
Browns	3	12:10	K.Hunt 3 yd. run (A.Seibert kick) (6-75, 2:50)	13	21
Bengals	3	4:39	R.Bullock 28 yd. Field Goal (16-76, 7:31)	16	21
Browns	3	0:16	A.Seibert 53 yd. Field Goal (8-40, 4:23)	16	24
Browns	4	1:06	A.Seibert 31 yd. Field Goal (14-85, 6:08)	16	27
Bengals	4	0:12	R.Bullock 46 yd. Field Goal (6-49, 0:54)	19	27

DEC. 15 AT ARIZONA CARDINALS

<u>Team</u>	<u>Qtr.</u>	<u>Time</u>	<u>Scoring Play</u>	<u>CLE</u>	<u>ARI</u>
Cardinals	1	10:09	K.Drake 5 yd. run (Z.Gonzalez kick) (10-90, 4:51)	0	7
Cardinals	2	12:02	K.Drake 1 yd. run (Z.Gonzalez kick) (6-67, 3:18)	0	14
Browns	2	7:50	N.Chubb 33 yd. run (A.Seibert kick) (7-83, 4:12)	7	14
Browns	2	4:33	A.Seibert 44 yd. Field Goal (4-2, 2:12)	10	14
Cardinals	2	0:25	D.Arnold 6 yd. pass from K.Murray (Z.Gonzalez kick) (11-87, 4:08)	10	21
Browns	3	8:54	R.Seals-Jones 2 yd. pass from B.Mayfield (A.Seibert kick) (11-75, 6:06)	17	21
Cardinals	3	1:40	K.Drake 1 yd. run (Z.Gonzalez kick) (6-61, 3:06)	17	28
Cardinals	4	7:25	K.Drake 17 yd. run (Z.Gonzalez kick) (8-65, 4:40)	17	35
Cardinals	4	5:18	Z.Gonzalez 21 yd. Field Goal (6-27, 1:55)	17	38
Browns	4	1:21	R.Seals-Jones 1 yd. pass from B.Mayfield (A.Seibert kick) (19-91, 3:57)	24	38

2019 BALL POSSESSION AND DRIVE CHART

CLEVELAND BROWNS VS. TENNESSEE TITANS (9/8/19)

TITANS(29:18)					BROWNS (30:42)				
AVERAGE DRIVE START TEN 34					AVERAGE DRIVE START CLE 17				
	Plays	Yards	Time	End		Plays	Yards	Time	End
1.	7	73	6:32	Field Goal	1.	8	73	10:11	Touchdown
2.	3	2	2:17	Punt	2.	4	-5	3:29	Punt
3.	11	87	9:39	Touchdown	3.	5	28	14:49	Punt
4.	7	29	5:03	Punt	4.	3	9	8:27	Punt
5.	3	-1	1:47	Punt	5.	3	-3	3:30	Punt
6.	4	11	0:57	Punt	6.	1	-3	1:42	Safety
7.	5	44	11:53	Field Goal	7.	6	32	0:00	End of Half
8.	3	1	5:52	Punt	8.	5	30	8:23	Punt
9.	1	75	1:57	Touchdown	9.	6	61	2:10	Touchdown
10.	4	35	12:32	Touchdown	10.	6	20	14:11	Interception
11.	4	34	9:03	Touchdown	11.	3	6	11:17	Interception
12.	4	-14	3:11	Punt	12.	8	24	5:36	Downs
13.	2	-2	0:00	End of Game	13.	1	0	3:02	Interceptions
					14.	4	9	1:16	Downs

CLEVELAND BROWNS AT NEW YORK JETS (9/16/19)

BROWNS (29:41)					JETS (30:19)				
AVERAGE DRIVE START CLE 34					AVERAGE DRIVE START NYJ 18				
	Plays	Yards	Time	End		Plays	Yards	Time	End
1.	11	76	4:33	Field Goal	1.	3	-2	1:40	Punt
2.	6	22	2:17	Field Goal	2.	3	4	0:57	Punt
3.	5	18	9:39	Punt	3.	6	0	4:15	Punt
4.	5	53	5:03	Touchdown	4.	11	47	7:20	Field Goal
5.	6	25	1:47	Punt	5.	3	-3	0:22	Punt
6.	5	15	0:57	Field Goal	6.	3	0	2:11	Punt
7.	3	6	11:53	Punt	7.	3	4	2:00	Punt
8.	3	1	5:52	Punt	8.	8	60	3:27	Downs
9.	1	89	1:57	Touchdown	9.	3	8	1:25	Punt
10.	3	8	12:32	Punt	10.	6	45	2:46	Downs
11.	5	23	9:03	Interception	11.	5	57	2:51	Fumble
12.	9	49	5:54	Punt	12.	6	58	1:05	End of Game

2019 BALL POSSESSION AND DRIVE CHART

CLEVELAND BROWNS VS. LOS ANGELES RAMS (9/22/19)

RAMS (28:23) AVERAGE DRIVE START LA 26					BROWNS (31:37) AVERAGE DRIVE START CLE 33				
	Plays	Yards	Time	End		Plays	Yards	Time	End
1.	3	6	1:34	Punt	1.	4	2	3:04	Punt
2.	11	51	4:58	Field Goal	2.	3	7	1:18	Punt
3.	6	31	2:14	Punt	3.	13	70	7:25	Field Goal
4.	7	32	3:34	Missed FG	4.	3	6	1:45	Punt
5.	6	19	1:44	Fumble	5.	4	21	2:06	Punt
6.	10	75	4:20	Touchdown	6.	4	0	0:18	Field Goal
7.	3	15	1:06	Interception	7.	11	75	6:03	Touchdown
8.	8	72	4:12	Touchdown	8.	3	2	1:31	Punt
9.	9	43	2:37	Field Goal	9.	7	37	3:34	Downs
10.	3	7	1:37	Interception	10.	3	-8	2:14	Punt
11.	1	-1	0:27	End of Game	11.	10	53	2:19	Interception

CLEVELAND BROWNS AT BALTIMORE RAVENS (9/29/19)

BROWNS (30:17) AVERAGE DRIVE START CLE 26					RAVENS (29:43) AVERAGE DRIVE START BAL 28				
	Plays	Yards	Time	End		Plays	Yards	Time	End
1.	3	-1	1:28	Punt	1.	3	2	2:11	Punt
2.	13	84	8:31	Touchdown	2.	7	26	2:57	Punt
3.	5	22	3:21	Punt	3.	6	14	3:13	Punt
4.	6	43	2:44	Interception	4.	7	58	3:40	Touchdown
5.	10	81	1:47	Field Goal	5.	1	-1	0:08	End of Half
6.	3	75	1:34	Touchdown	6.	8	62	3:45	Field Goal
7.	8	74	5:18	Touchdown	7.	7	49	3:30	Fumble
8.	1	83	0:16	Touchdown	8.	14	75	6:02	Touchdown
9.	4	6	1:19	Field Goal	9.	4	7	1:20	Downs
10.	3	0	0:22	Punt	10.	4	21	1:04	Interception
11.	6	39	3:07	Touchdown	11.	2	0	0:09	Interception
12.	1	-1	0:30	End of Game	12.	5	79	1:44	Touchdown

CLEVELAND BROWNS AT SAN FRANCISCO 49ERS (10/7/19)

BROWNS (22:17)
AVERAGE DRIVE START CLE 26

	Plays	Yards	Time	End
1.	4	17	1:32	Punt
2.	1	0	0:15	Interception
3.	3	-6	1:38	Punt
4.	5	7	2:52	Fumble
5.	10	51	4:47	Field Goal
6.	7	72	3:47	Interception
7.	3	-5	1:10	Punt
8.	1	-10	0:10	End of Half
9.	4	22	1:29	Punt
10.	3	0	0:29	Punt
11.	3	3	2:38	Punt
12.	3	4	1:30	Punt

49ERS (37:43)
AVERAGE DRIVE START SF 34

	Plays	Yards	Time	End
1.	1	83	0:11	Touchdown
2.	3	1	1:01	Punt
3.	8	74	3:57	Touchdown
4.	4	0	2:25	Missed FG
5.	5	15	2:50	Punt
6.	6	49	2:51	Touchdown
7.	4	4	0:34	Missed FG
8.	9	90	4:23	Touchdown
9.	15	82	7:37	Blocked FG
10.	6	12	2:57	Punt
11.	4	0	3:25	Punt
12.	4	3	1:54	Field Goal
13.	6	10	3:38	End of Game

CLEVELAND BROWNS VS SEATTLE SEAHAWKS (10/13/19)

BROWNS (26:19)
AVERAGE DRIVE START CLE 36

	Plays	Yards	Time	End
1.	3	23	1:59	Touchdown
2.	10	69	4:09	Touchdown
3.	3	92	1:25	Touchdown
4.	3	1	0:40	Blocked Punt
5.	4	29	1:13	Interception
6.	9	70	3:33	Interception
7.	4	23	0:22	End of Half
8.	7	21	3:38	Fumble
9.	4	3	2:23	Punt
10.	10	43	5:22	Downs
11.	2	24	0:46	Touchdown
12.	2	-5	0:49	Interception

SEAHAWKS (33:41)
AVERAGE DRIVE START SEA 32

	Plays	Yards	Time	End
1.	7	75	4:09	Touchdown
2.	7	36	3:24	Punt
3.	9	55	4:08	Field Goal
4.	6	18	2:41	Field Goal
5.	3	7	1:10	Punt
6.	8	88	1:07	Touchdown
7.	3	-8	2:28	Punt
8.	7	58	2:54	Touchdown
9.	6	36	2:36	Fumble
10.	3	-1	0:51	Punt
11.	9	79	5:32	Touchdown
12.	8	21	2:41	End of Game

CLEVELAND BROWNS VS NEW ENGLAND PATRIOTS (10/27/19)

BROWNS (26:19)
AVERAGE DRIVE START CLE 25

	Plays	Yards	Time	End
1.	3	7	0:59	Punt
2.	2	3	0:50	Fumble
3.	1	44	0:15	Fumble
4.	1	0	0:05	Interception
5.	5	22	3:53	Punt
6.	6	54	3:28	Touchdown
7.	7	17	2:19	End of Half
8.	12	55	6:23	Field Goal
9.	3	0	1:12	Punt
10.	6	17	4:05	Punt
11.	4	-11	1:36	Downs
12.	7	-47	1:34	Field Goal
13.	3	17	1:06	End of Game

PATRIOTS (33:41)
AVERAGE DRIVE START NE 36

	Plays	Yards	Time	End
1.	4	12	1:33	Punt
2.	12	71	5:53	Field Goal
3.	6	12	2:54	Punt
4.	2	11	0:44	Touchdown
5.	3	0	1:42	Punt
6.	13	64	5:25	Blocked FG, Downs
7.	7	84	2:26	Touchdown
8.	5	9	2:44	Punt
9.	11	62	5:27	Field Goal
10.	4	-2	2:00	Missed FG
11.	3	5	1:27	Punt

CLEVELAND BROWNS VS DENVER BRONCOS (11/3/19)

BROWNS (35:30)
AVERAGE DRIVE START CLE 34

	Plays	Yards	Time	End
1.	5	16	2:28	Punt
2.	8	18	4:24	Punt
3.	5	19	2:20	Field Goal
4.	9	64	5:20	Field Goal
5.	6	9	2:22	Field Goal
6.	13	63	1:32	Field Goal
7.	3	9	1:28	Punt
8.	11	47	6:15	Downs
9.	9	76	5:19	Touchdown
10.	8	60	4:02	Downs

BRONCOS (24:30)
AVERAGE DRIVE START DEN 23

	Plays	Yards	Time	End
1.	3	7	1:36	Punt
2.	9	63	4:47	Touchdown
3.	3	-4	1:37	Punt
4.	1	75	0:14	Touchdown
5.	2	2	1:03	Fumble
6.	5	43	2:02	Field Goal
7.	1	-2	0:15	End of Half
8.	3	-1	2:01	Punt
9.	7	95	4:10	Touchdown
10.	5	20	3:26	Punt
11.	5	14	3:19	End of Game

CLEVELAND BROWNS VS BUFFALO BILLS (11/10/19)

BROWNS (31:46)
AVERAGE DRIVE START CLE 25

	Plays	Yards	Time	End
1.	6	75	2:51	Touchdown
2.	14	58	7:19	Downs
3.	3	8	1:51	Punt
4.	13	74	6:34	Field Goal
5.	3	19	0:16	End of Half
6.	1	-8	0:07	Safety
7.	10	51	5:01	Field Goal
8.	3	1	1:33	Punt
9.	4	9	2:15	Punt
10.	10	82	3:42	Touchdown
11.	1	-1	0:17	End of Game

BILLS (24:30)
AVERAGE DRIVE START BUF 23

	Plays	Yards	Time	End
1.	4	41	1:37	Downs
2.	3	6	1:34	Punt
3.	9	76	4:39	Touchdown
4.	11	58	3:19	Missed FG
5.	7	27	4:00	Punt
6.	3	7	2:03	Punt
7.	7	39	3:49	Downs
8.	5	24	2:02	Punt
9.	7	48	3:44	Touchdown
10.	8	40	1:27	Missed FG

CLEVELAND BROWNS VS PITTSBURGH STEELERS (11/14/19)

BROWNS (33:56)
AVERAGE DRIVE START CLE 42

	Plays	Yards	Time	End
1.	5	65	2:12	Touchdown
2.	7	23	3:42	Punt
3.	3	6	0:55	Punt
4.	7	77	4:03	Touchdown
5.	3	6	1:05	Punt
6.	4	3	0:58	Missed FG
7.	2	8	0:52	End of Half
8.	5	14	3:49	Punt
9.	3	4	1:33	Punt
10.	12	43	5:39	Missed FG
11.	3	5	2:21	Punt
12.	7	25	3:40	Punt
13.	3	4	0:57	Touchdown
14.	5	12	2:14	Punt
15.	1	-1	0:05	End of Game

STEELERS (26:04)
AVERAGE DRIVE START PIT 22

	Plays	Yards	Time	End
1.	3	0	1:41	Punt
2.	7	53	3:20	Missed FG
3.	5	23	2:41	Punt
4.	3	-2	1:31	Punt
5.	6	29	3:18	Downs
6.	4	11	2:03	Interception
7.	6	13	1:39	Punt
8.	4	11	1:27	Interception
9.	5	87	2:32	Touchdown
10.	5	28	1:35	Downs
11.	3	8	1:01	Punt
12.	1	0	0:10	Interception
13.	6	33	1:31	Interception
14.	7	13	1:35	Downs

CLEVELAND BROWNS VS MIAMI DOLPHINS (11/24/19)

BROWNS (36:06)					DOLPHINS (23:54)				
AVERAGE DRIVE START CLE 32					AVERAGE DRIVE START MIA 29				
	Plays	Yards	Time	End		Plays	Yards	Time	End
1.	8	75	5:01	Touchdown	1.	3	-7	1:20	Punt
2.	6	12	3:03	Punt	2.	3	1	0:51	Punt
3.	5	60	2:54	Touchdown	3.	6	20	2:41	Downs
4.	6	44	3:39	Touchdown	4.	9	44	4:45	Interception
5.	9	73	4:45	Touchdown	5.	9	63	1:01	Field Goal
6.	3	20	1:30	Interception	6.	3	4	0:56	Punt
7.	10	48	5:33	Missed FG	7.	7	46	2:57	Touchdown
8.	10	64	3:43	Field Goal	8.	11	64	4:00	Touchdown
9.	8	67	2:57	Field Goal	9.	3	16	1:33	Punt
10.	4	38	2:22	Touchdown	10.	3	-10	1:03	Interception
11.	1	-1	0:39	End of Game	11.	7	78	2:47	Touchdown

CLEVELAND BROWNS AT PITTSBURGH STEELERS (12/1/19)

BROWNS (32:06)					STEELERS (27:54)				
AVERAGE DRIVE START CLE 26					AVERAGE DRIVE START PIT 31				
	Plays	Yards	Time	End		Plays	Yards	Time	End
1.	13	62	7:29	Field Goal	1.	3	-9	2:22	Punt
2.	6	15	4:12	Punt	2.	5	13	2:35	Punt
3.	10	70	5:42	Touchdown	3.	10	62	4:44	Field Goal
4.	3	4	1:08	Punt	4.	5	69	0:48	Touchdown
5.	7	29	1:00	Downs	5.	7	69	4:24	Touchdown
6.	10	21	5:47	Fumble	6.	10	35	6:01	Field Goal
7.	3	2	1:38	Punt	7.	3	7	1:52	Punt
8.	7	61	2:48	Field Goal	8.	1	0	0:12	Interception
9.	3	-8	1:43	Punt	9.	10	46	3:50	Punt
10.	3	20	0:39	Interception	10.	2	-3	1:06	End of Game

CLEVELAND BROWNS VS. CINCINNATI BENGALS (12/8/19)

BROWNS (25:29)
AVERAGE DRIVE START CLE 26

	Plays	Yards	Time	End
1.	6	49	3:37	Interception
2.	3	0	1:09	Interception
3.	10	75	5:30	Touchdown
4.	3	-5	1:02	Punt
5.	3	5	0:38	Punt
6.	6	75	2:50	Touchdown
7.	8	40	4:23	Field Goal
8.	14	85	6:08	Field Goal
9.	1	-1	0:12	End of Game

BENGALS (34:31)
AVERAGE DRIVE START CIN 26

	Plays	Yards	Time	End
1.	8	59	4:04	Punt
2.	4	-1	1:43	Punt
3.	7	50	3:59	Field Goal
4.	6	57	3:21	Touchdown
5.	3	2	1:39	Touchdown
6.	5	29	2:17	Field Goal
7.	5	21	1:01	Punt
8.	16	76	7:31	Interception
9.	16	74	8:02	Punt
10.	6	49	0:54	End of Game

CLEVELAND BROWNS AT ARIZONA CARDINALS (12/15/19)

BROWNS (30:49)
AVERAGE DRIVE START CLE 26

	Plays	Yards	Time	End
1.	10	58	5:58	Interception
2.	3	2	1:45	Punt
3.	7	83	4:12	Touchdown
4.	4	2	2:12	Field Goal
5.	1	1	0:25	End of Half
6.	11	75	6:06	Touchdown
7.	3	3	1:27	Punt
8.	10	51	4:35	Missed FG
9.	1	26	0:12	Fumble
10.	19	91	3:57	Touchdown

CARDINALS (29:11)
AVERAGE DRIVE START ARI 32

	Plays	Yards	Time	End
1.	10	90	4:51	Touchdown
2.	4	34	2:06	Punt
3.	6	67	3:18	Touchdown
4.	3	16	1:05	Interception
5.	11	87	4:08	Touchdown
6.	5	14	2:41	Punt
7.	6	61	3:06	Touchdown
8.	8	65	4:40	Touchdown
9.	6	27	1:55	Field Goal
10.	2	0	1:21	End of Game

2019 RED ZONE EFFICIENCY

	BROWNS	OPPONENTS
Number of trips into opponent's red zone	47	43
Total scores	41	37
Touchdowns	26	24
Field goals/attempts	15/15	13/17
Touchdown percentage	55.3	55.8
Scoring percentage	87.2	8
Turnovers.....	6	2
Downs.....	3	2
Missed field goals.....	0	4
Time expired	0	0
Ended without trying to score	0	0
Scores from outside the red zone	16	15
Touchdowns	6	7
Field goals	10	7
Safeties.....	0	1

LONGEST DRIVES

GAME-BY-GAME - LONGEST DRIVES - PLAYS

Game	#Plays	BROWNS		#Plays	OPPONENTS	
		Net Yards/Time	Drive Result		Net Yards/Time	Drive Result
9/8 TEN	8	73/10:11	Touchdown	11 87/9:39	Touchdown	
9/16 at NYJ	11	76/10:27	Field Goal	11	42/2:56	Field Goal
9/22 LAR	13	70/7:25	Field Goal	11	51/4:48	Field Goal
9/29 at BAL	13	84/8:31	Touchdown	14	75/6:02	Touchdown
10/7 at SF	10	51/4:47	Field Goal	15	82/7:37	Blocked FG
10/13 SEA	10	69/4:09	Touchdown	9	55/4:08	Field Goal
	10	43/5:22	Turnover on Downs	9	79/5:32	Touchdown
10/27 at NE	12	55/6:23	Field Goal	13	64/2:19	Blocked FG, Downs
11/3 at DEN	13	63/1:32	Field Goal	9	63/4:47	Touchdown
11/10 BUF	14	58/7:19	Downs	11	58/3:19	Missed FG
11/14 PIT	12	43/5:39	Missed FG	7	53/3:20	Missed FG
				7	13/1:35	Downs
11/24 MIA	10	48/5:33	Missed FG	11	64/4:00	Touchdown
	10	64/3:43	Field Goal			
12/1 at PIT	13	62/7:29	Field Goal	10	62/4:44	Field Goal
				10	35/6:01	Field Goal
				10	46/3:50	Punt
12/8 CIN	14	85/6:08	Field Goal	16	76/7:31	Field Goal
				16	74/8:02	Downs
12/15 at ARI	19	91/3:57	Touchdown	11	87/4:08	Touchdown

GAME-BY-GAME - LONGEST DRIVES - NET YARDS

Game	#Plays	BROWNS		#Plays	OPPONENTS	
		Net Yards/Time	Drive Result		Net Yards/Time	Drive Result
9/8 TEN	8	73/10:11	Touchdown	11 87/9:39	Touchdown	
9/16 at NJY	89	1/0:11	Touchdown	8	60/3:43	Downs
9/22 LAR	11	75/6:03	Touchdown	10	75/4:20	Touchdown
9/29 at BAL	13	84/8:31	Touchdown	5	79/1:44	Touchdown
10/7 at SF	7	72/3:47	Interception	9	90/4:23	Touchdown
10/13 SEA	3	92/1:25	Touchdown	8	88/1:07	Touchdown
10/27 at NE	12	55/6:23	Field Goal	7	84/2:26	Touchdown
11/3 at DEN	9	76/5:19	Touchdown	7	95/4:10	Touchdown
11/10 BUF	10	82/3:42	Touchdown	9	76/4:39	Touchdown
11/14 PIT	7	77/4:03	Touchdown	5	87/2:32	Touchdown
11/24 MIA	8	75/5:01	Touchdown	7	78/2:47	Touchdown
12/1 at PIT	10	70/5:42	Touchdown	5	69/0:48	Touchdown
				7	69/4:24	Touchdown
12/8 CIN	14	85/6:08	Field Goal	16	76/7:31	Field Goal
12/15 at ARI	19	91/3:57	Touchdown	10	90/4:51	Touchdown

2019 LONGEST PLAYS

LONGEST PLAYS FROM SCRIMMAGE

BROWNS		
Yards	Opponent	Play
89	9/16 at NYJ	O.Beckham Jr. TD reception
88	9/29 at BAL	N.Chubb TD rush
65	9/29 at BAL	J.Landry reception
59	9/29 at BAL	R.Seals-Jones reception
57	12/8 vs. CIN	N.Chubb rush
52	10/13 vs. SEA	N.Chubb rush
42	11/14 vs. PIT	O.Beckham reception
41	11/14 vs. PIT	K.Hodge reception
41	11/3 at DEN	A.Callaway reception
41	10/13 vs. SEA	O.Beckham Jr. reception
39	11/3 at DEN	O.Beckham Jr. reception
37	11/24 vs. MIA	J.Landry reception
37	10/7 at SF	N.Chubb rush
35	10/24 vs. MIA	O.Beckham TD reception
35	9/8 vs. TEN	R.Higgins reception
34	12/8 vs. CIN	J.Landry reception
34	9/8 vs. TEN	J.Landry reception
33	12/15 at ARI	N.Chubb TD rush
33	9/16 at NYJ	O.Beckham Jr. reception
32	11/24 vs. MIA	N.Chubb reception
31	10/13 vs. SEA	R.Seals-Jones reception
30	9/22 vs. LAR	N.Chubb reception
29	12/15 at ARI	N.Chubb rush
29	12/8 vs. CIN	K.Hunt reception
29	9/29 at BAL	J.Landry reception
29	9/16 at NYJ	D.Ratley reception
27	11/3 at DEN	O.Beckham Jr. reception
27	10/13 vs. SEA	J.Landry reception
27	9/16 at NYJ	D.Johnson reception
27	9/22 vs. LAR	J.Landry reception
25	11/14 vs. PIT	J.Landry reception
25	10/7 at SF	J.Landry reception
25	9/22 vs. LAR	J.Landry reception
25	9/16 at NYJ	J.Landry reception
24	11/10 vs. BUF	N.Chubb rush
24	11/10 vs. BUF	J.Landry reception
24	9/8 vs. TEN	O.Beckham Jr. reception
23	12/1 at PIT	D.Harris reception
23	9/8 vs. TEN	J.Landry reception
22	12/8 vs. CIN	R.Seals-Jones reception
22	11/24 vs. MIA	N.Chubb reception
22	11/24 vs. MIA	J.Landry reception
21	12/15 at ARI	D.Ratley reception
21	12/8 vs. CIN	O.Beckham reception
21	12/1 at PIT	S.Carson reception
21	12/1 at PIT	N.Chubb reception
21	11/10 vs. BUF	N.Chubb rush
21	11/10 vs. BUF	N.Chubb rush
21	10/13 vs. SEA	N.Chubb rush
21	9/16 at NYJ	O.Beckham Jr. reception
21	9/16 at NYJ	D.Ratley reception
20	12/8 vs. CIN	J.Landry reception
20	11/14 vs. PIT	K.Hunt reception
20	10/7 at SF	J.Landry reception
20	10/7 at SF	O.Beckham Jr. reception

No. of 20-plus yard plays: 53 (12 rush, 41 pass)
 No. of 40-plus yard plays: 10 (3 rush, 7 pass)

OPPONENTS		
Yards	Opponent	Play
83	10/7 at SF	M.Breida TD rush
75	11/3 at DEN	N.Fant TD reception
75	9/8 vs. TEN	D.Henry TD reception
51	12/15 at ARI	D.Byrd reception
51	9/8 vs. TEN	A.Brown reception
50	9/29 at BAL	W.Snead TD reception
47	9/8 vs. TEN	A.Brown reception
44	12/1 at PIT	J.Washington reception
40	11/3 at DEN	P.Lindsay rush
36	9/16 at NYJ	Ro.Anderson reception
35	12/15 at ARI	K.Murray rush
35	10/13 vs. SEA	T.Lockett reception
31	12/1 at PIT	J.Washington reception
30	12/1 at PIT	J.Washington TD reception
30	11/3 at DEN	P.Lindsay TD rush
30	10/13 vs. SEA	DK.Metcalf reception
30	9/16 at NYJ	J.Crowder reception
29	9/29 at BAL	L.Jackson rush
29	9/29 at BAL	H.Hurst reception
28	12/15 at ARI	C.Kirk rush
28	12/1 at PIT	T.Jones reception
26	12/8 vs. CIN	J.Mixon rush
26	12/8 vs. CIN	G.Bernard reception
26	11/10 vs. BUF	C.Beasley reception
26	11/10 vs. BUF	C.Beasley reception
25	10/13 vs. SEA	C.Carson rush
25	9/8 vs. TEN	De.Walker reception
24	12/8 vs. CIN	J.Mixon reception
24	12/8 vs. CIN	J.Ross reception
24	11/3 at DEN	N.Fant reception
23	10/13 vs. SEA	C.Carson rush
23	9/22 vs. LAR	B.Cooks reception
22	11/24 vs. MIA	D.Parker reception
22	11/24 vs. MIA	R.Fitzpatrick rush
22	11/14 vs. PIT	V.McDonald reception
22	11/14 vs. PIT	J.Washington reception
22	10/13 vs. SEA	T.Lockett reception
22	10/7 at SF	G.Kittle TD reception
22	9/22 vs. LAR	C.Kupp reception
21	12/8 vs. CIN	T.Boyd reception
21	12/15 at ARI	K.Drake rush
21	11/24 vs. MIA	D.Parker reception
21	11/10 vs. BUF	D.Knox reception
21	11/10 vs. BUF	J.Brown reception
21	11/3 at DEN	C.Sutton TD reception
21	10/13 vs. SEA	C.Carson reception
21	9/22 vs. LAR	C.Kupp reception
20	11/10 vs. BUF	R.Foster reception
20	10/13 vs. SEA	N.Bellore reception
20	9/16 at NYJ	Ro.Anderson reception

No. of 20-plus yard plays: 41 (9 rush, 32 pass)
 No. of 40-plus yard plays: 9 (2 rush, 7 pass)

LONGEST KICK/PUNT RETURNS

BROWNS			
Type	Yards	Opponent	Returner
KR	74	10/13 vs. SEA	D.Hilliard
KR	32	9/8 vs. TEN	D.Hilliard
KR	31	11/3 at DEN	T.Thomas
KR	28	10/13 vs. SEA	D.Hilliard
KR	26	10/7 at SF	D.Hilliard
KR	25	12/8 vs. CIN	D.Hilliard
KR	23	9/16 at NYJ	T.Taylor
KR	23	9/8 vs. TEN	D.Johnson
KR	22	12/8 vs. CIN	D.Hilliard
KR	22	11/10 vs. BUF	T.Thomas
KR	20	12/1 at PIT	T.Thomas
KR	20	12/15 at ARI	D.Hilliard

No. of 20-plus yard returns: 11 (11 kickoff, 0 punt)
 No. of 40-plus yard returns: 1 (1 kickoff, 0 punt)

OPPONENTS			
Type	Yards	Opponent	Returner
KR	34	12/1 at PIT	K.Whyte Jr.
KR	32	11/3 at DEN	D.Booker
PR	32	10/7 at SF	R.James Jr.
KR	28	12/8 vs. CIN	D.Phillips
KR	28	12/8 vs. CIN	D.Phillips
KR	27	11/10 vs. BUF	R.Foster
KR	27	11/10 vs. BUF	R.Foster
KR	26	12/15 at ARI	P.Cooper
KR	26	9/29 at BAL	C.Moore
KR	25	11/24 vs. MIA	J.Grant
KR	24	12/15 at ARI	D.Johnson
KR	24	12/8 vs. CIN	D.Phillips
KR	24	11/10 vs. BUF	R.Foster
KR	23	9/8 vs. TEN	A.Jackson
KR	21	12/1 at PIT	K.Whyte Jr.
KR	21	10/13 vs. SEA	T.Lockett
KR	21	11/24 vs. MIA	M.Sherels
PR	20	11/3 at DEN	D.Spencer
KR	20	9/29 at BAL	J.Hill
KR	20	9/16 at NYJ	T.Cannon

No. of 20-plus yard returns: 17 (15 kickoff, 2 punt)
 No. of 40-plus yard returns: 0 (0 kickoff, 0 punt)

