



2019 PRESEASON SCHEDULE

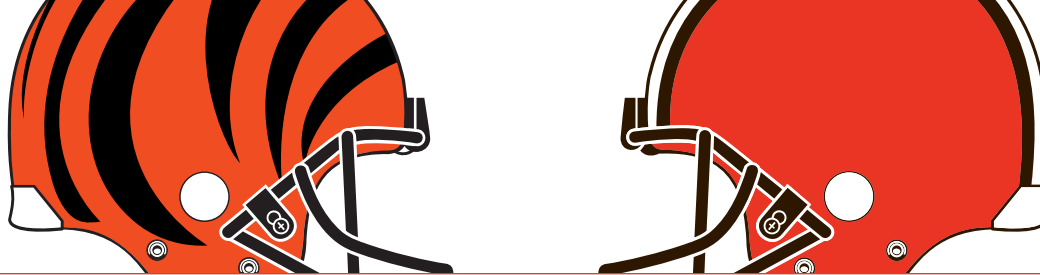
(3-1)

W1		WASHINGTON REDSKINS THURSDAY, AUG. 8 7:30 P.M. ET NEWS 5	W 30-10
W2		@ INDIANAPOLIS COLTS SATURDAY, AUG. 17 4 P.M. ET NEWS 5 AND NFLN	W 21-18
W3		@ TAMPA BAY BUCCANEERS FRIDAY, AUG. 23 7:30 P.M. ET NEWS 5 AND NFLN	L 13-12
W4		DETROIT LIONS THURSDAY, AUG. 29 7:30 P.M. ET NEWS 5	W 20-16

2019 REGULAR SEASON SCHEDULE WEEK 7 BYE

(5-7)

W1		TENNESSEE TITANS SUNDAY, SEPT. 8 1 P.M. ET CBS	L 43-13
W2		@ NEW YORK JETS MONDAY, SEPT. 16 8:15 P.M. ET ESPN	W 23-3
W3		LOS ANGELES RAMS SUNDAY, SEPT. 22 8:20 P.M. ET NBC	L 20-13
W4		@ BALTIMORE RAVENS SUNDAY, SEPT. 29 1 P.M. ET CBS	W 40-25
W5		@ SAN FRANCISCO 49ERS MONDAY, OCT. 7 8:15 P.M. ET ESPN	L 31-3
W6		SEATTLE SEAHAWKS SUNDAY, OCT. 13 1 P.M. ET FOX	L 32-28
W8		@ NEW ENGLAND PATRIOTS SUNDAY, OCT. 27 4:25 P.M. ET CBS	L 27-13
W9		@ DENVER BRONCOS SUNDAY, NOV. 3 4:25 P.M. ET CBS	L 24-19
W10		BUFFALO BILLS SUNDAY, NOV. 10 1 P.M. ET CBS	W 19-16
W11		PITTSBURGH STEELERS THURSDAY, NOV. 14 8:20 P.M. ET FOX, NFLN AND AMAZON	W 21-7
W12		MIAMI DOLPHINS SUNDAY, NOV. 24 1 P.M. ET FOX	W 41-24
W13		@ PITTSBURGH STEELERS SUNDAY, DEC. 1 1 P.M. ET CBS	L 20-13
W14		CINCINNATI BENGALS SUNDAY, DEC. 8 1 P.M. ET CBS	
W15		@ ARIZONA CARDINALS SUNDAY, DEC. 15 4:05 P.M. ET CBS	
W16		BALTIMORE RAVENS SUNDAY, DEC. 22 1 P.M. ET CBS	
W17		@ CINCINNATI BENGALS SUNDAY, DEC. 29 1 P.M. ET CBS	



CLEVELAND BROWNS WEEKLY GAME RELEASE | WEEK 14, GAME 13

DEC. 8, 2019 | 1 P.M. ET | VS. CINCINNATI BENGALS | FIRSTENERGY STADIUM

NOTABLE STORYLINES

• This week, the Browns (5-7) will have their first of two matchups against divisional opponent Cincinnati Bengals (1-11) at FirstEnergy Stadium, Dec. 8 at 1 p.m. ET. The Browns last met the Bengals on Dec. 23, 2018 and came away with a convincing 26-18 victory. The win clinched a winning record for the Browns in the AFC North for the first time since its creation in 2002 and they swept the Bengals for the first time since the same year. The Browns are 2-1 against AFC North foes this season.

• Last week, the Browns traveled to Pittsburgh to take on the Steelers, and despite building a double-digit lead early, the Browns fell, 20-13, while Pittsburgh moved to 7-5 with a win that split the series between the teams for the 2019 season. QB **Baker Mayfield** finished 18-of-32 for 196 yards with a touchdown and an interception on Cleveland's final drive of the contest. RBs **Nick Chubb** and **Kareem Hunt** combined for 104 yards on the ground and another 40 through the air, while WR **Jarvis Landry** led all Browns WRs with six catches for 76 yards.

• Landry finished November by leading the NFL with five receiving touchdowns and leading all AFC players with 35 receptions. He also finished third among AFC players with 415 receiving yards and became the first Brown with a touchdown catch in four consecutive games since Gary Barnidge in 2015 and the first Browns WR to accomplish the feat since Josh Gordon in 2013. Landry helped lead the Browns to a 3-2 record in the month of November, the team's most wins in November since 2014.

• LB **Joe Schobert** also had a career month in November, leading all NFL players with four interceptions and becoming the sixth LB in NFL history to have at least two interceptions in consecutive games and the first to accomplish the feat since Cato June in 2005. He also became the fourth LB in NFL history to record four interceptions in the month of November and first since Stan White in 1975. During a 21-7 victory against Pittsburgh, he became the first NFL linebacker with a sack and two picks in a game since Lavonte David in 2013.

• Chubb has recorded at least 75 scrimmage yards in 12 consecutive games, the longest active streak in the NFL and the longest such streak by a Brown since Jim Brown in 1961-62. He leads the league in rushing yards with 1,175.

• Mayfield's 2,721 passing yards this season are the sixth most by a Brown through the first 12 games of a season, while his 6,642 career passing yards and 42 passing touchdowns are each the most by a Brown in their first two seasons.

GAME INFORMATION

TELEVISION CBS
PLAY-BY-PLAY Beth Mowins
ANALYST Tiki Barber

RADIO University Hospitals Cleveland Browns Radio Network
FLAGSHIP STATIONS 92.3 The Fan (WKRK-FM)
ESPN 850 WKNR | WNCX (98.5 FM)
PLAY-BY-PLAY Jim Donovan
ANALYST Doug Dieken
SIDELINE REPORTER Nathan Zegura

SPANISH RADIO La Mega 87.7 FM
PLAY-BY-PLAY Rafael "Rafa" Hernandez-Brito
ANALYST Octavio Sequera

TABLE OF CONTENTS

How they compare	5
Series history	6
Connections	6
Last time they played	7
What to look for this week	7
Probable starters	8-9
Team notes	10-13
Player notes	14-31
Freddie Kitchens bio	32-33
Rosters	34-37
How the team was built	38
Depth chart	39
Pronunciation guide	39
Transactions	40-43
The last time	44-46
Participation	47
Game summaries	48-53
Statistics	54-56
Supplemental bios	57-77
Supplemental stats	78-93

BROWNS COMMUNICATIONS STAFF

PETER JOHN-BAPTISTE, SENIOR VICE PRESIDENT, COMMUNICATIONS
pjohn-baptiste@clevelandbrowns.com, (440) 891-5015

DAN MURPHY, SENIOR MANAGER, COMMUNICATIONS
dmurphy@clevelandbrowns.com, (440) 824-3659

ROB MCBURNETT, SENIOR MANAGER, COMMUNICATIONS
rmcburnett@clevelandbrowns.com, (440) 824-6175

MIKE ANNARELLA, COORDINATOR, COMMUNICATIONS
mannarella@clevelandbrowns.com, (440) 891-5096

UPCOMING MEDIA SCHEDULE

WEDNESDAY, DEC. 4

10:40 a.m. – Freddie Kitchens available in media center
11:40 a.m.-1:45 p.m. – Practice
After practice – Open locker room

THURSDAY, DEC. 5

10 a.m. – Mike Priefer available in media center
10:15 a.m. – Todd Monken available in media center
10:30 a.m. – Steve Wilks available in media center
11:30 a.m.-1:30 p.m. – Practice
12:45 p.m. – Bengals HC Zac Taylor conference call
After practice – Freddie Kitchens available and open locker room

FRIDAY, DEC. 6

11:15 a.m.-12:30 p.m. – Practice
After practice – Freddie Kitchens available and open locker room

SATURDAY, DEC. 7

No scheduled availability

SUNDAY, DEC. 8

1 p.m. – Cincinnati Bengals vs. Cleveland Browns

**All times and availability are Eastern unless noted, approximate and subject to change. Please feel free to confirm times with the Browns communications staff.*

***All credential requests need to be submitted via clevelandbrowns.com/mediacredentials by noon, six days before each home game and 10 days before each away game.*

UP NEXT



Next week, the Browns (5-7) will make their final west coast trip as they travel to Glendale, Ariz., to face the Arizona Cardinals (3-8-1) at The University of Phoenix Stadium. The Browns look to secure their first win against an NFC West opponent this season. The last time the Browns faced the Cardinals was in 2015, when the Browns lost, 34-20.

HOW TO WATCH THE BROWNS

CLEVELAND BROWNS TELEVISION PROGRAMMING | NEWS 5

Game Day Programming

• Browns Countdown, presented by Elk & Elk (1:30 prior to the game) News 5 (WEWS)

Online Programming

• Building the Browns, Youtube (every three weeks)

2019 NFL IMPORTANT DATES

DEC. 12

• League Meeting, Las Colinas, Texas.

DEC. 29

• Week 17.

JAN. 4-5

• Wild Card Playoffs.

JAN. 11-12

• Divisional Playoffs.

JAN. 18

• East-West Shrine Game, Tropicana Field, St. Petersburg, Fla.

JAN. 19

• AFC and NFC Championship Games.

JAN. 25

• Senior Bowl, Ladd-Peebles Stadium, Mobile, Alabama.

JAN. 26

• 2020 NFL Pro Bowl.

• An assistant coach, whose team is participating in the Super Bowl, who has previously interviewed for another club's head coaching job may have a second interview with such club no later than the Sunday preceding the Super Bowl.

FEB. 2

• Super Bowl LIV, Hard Rock Stadium, South Florida.

FEB. 24 - MARCH 2

• NFL Scouting Combine, Lucas Oil Stadium, Indianapolis, Indiana.

FEB. 25

• First day for clubs to designate Franchise or Transition Players.

AFC NORTH SCHEDULE

LAST WEEK

San Francisco (10-2) at BALTIMORE (10-2)	BAL, 20-17
N.Y. Jets (4-8) at CINCINNATI (1-11)	CIN, 22-6
CLEVELAND (5-7) at PITTSBURGH (7-5)	PIT, 20-13

THIS WEEK

CINCINNATI (1-11) at CLEVELAND (5-7)	Dec. 8, 1 p.m. ET
BALTIMORE (10-2) at Buffalo (9-3)	Dec. 8, 1 p.m. ET
PITTSBURGH (7-5) at Arizona (3-8-1)	Dec. 8, 4:25 p.m. ET

NEXT WEEK

N.Y. Jets (4-8) at BALTIMORE (10-2)	Dec. 12, 8:20 p.m. ET
New England (10-2) at CINCINNATI (1-11)	Dec. 15, 1 p.m. ET
Buffalo (9-3) at PITTSBURGH (7-5)	Dec. 15, 1 p.m. ET
CLEVELAND (5-7) at Arizona (3-8-1)	Dec. 15, 4:05 p.m. ET

HOW THEY COMPARE



HC FREDDIE KITCHENS



HC ZAC TAYLOR

FREDDIE KITCHENS: 5-7, FIRST SEASON AS A HEAD COACH. Freddie Kitchens was named the head coach of the Cleveland Browns on Jan. 12, 2019. This is Kitchens' second season with the Browns, previously working as RB/assoc. HC and OC in 2018. Prior to Cleveland, Kitchens worked with the Dallas Cowboys and Arizona Cardinals from 2006-17, coaching TEs, RBs and QBs. Kitchens was a QB at the University of Alabama from 1993-97 where he threw for 4,668 passing yards and 30 touchdowns.

ZAC TAYLOR: 1-11, FIRST SEASON AS A HEAD COACH. Zac Taylor was named head coach of the Cincinnati Bengals on February 4, 2019. This is Taylor's seventh season working in the NFL. Taylor began his NFL coaching career with the Miami Dolphins where he served as quarterbacks coach and offensive coordinator from 2012-15. Taylor spent one season as the offensive coordinator and QB coach for the University of Cincinnati in 2016 before returning to the NFL in 2017. Taylor served as the Los Angeles Rams' assistant WR coach before becoming QB coach for the Rams in 2018. Taylor played football at the collegiate level at Wake Forest (2002-03), Butler Community College (2004) and the University of Nebraska (2005-2006). Taylor posted a record of 17-9 with the Cornhuskers, throwing for 5,850 yards and 45 touchdowns.

2019 NFL REGULAR SEASON RANKINGS

	BENGALS	BROWNS
Points PG	14.9 (31)	20.5 (21)
Total YPG	301.0 (26)	347.9 (18)
Rushing YPG	78.0 (29)	122.7 (10)
Passing YPG	223.0 (19)	225.3 (17)
Points APG	24.8 (24)	22.7 (18)
Total Defensive YPG	405.0 (31)	337.3 (15)
Rushing Defensive YPG	157.6 (32)	124.0 (26)
Passing Defensive YPG	247.4 (21)	213.3 (6)
Turnover Ratio	-12 (30)	-4 (22t)

HEAD TO HEAD

A head-to-head look at each teams' top 2019 offensive and defensive weapons.

PASSING

QB	Cmp	Att	Yds	TD	Int	Rate
Baker Mayfield	244	407	2,917	15	14	79.9
Andy Dalton	226	375	2,495	10	8	80.0

RUSHING

RB	Att	Yds	Avg	TD
Nick Chubb	238	1,175	4.9	7
Joe Mixon	183	643	3.5	2

RECEIVING

WR	Rec	Yds	Rec/G	TD
Jarvis Landry	56	919	76.6	5
Tyler Boyd	68	758	63.2	1

TACKLES

Player	Asst	Solo	Tot
Joe Schobert	31	72	103
Nick Vigil	46	49	95

SACKS

Player	Sacks
Myles Garrett	10
Carlos Dunlap	5.5

PASS DEFENSES

Player	PD
Joe Schobert	9
Two Tied	3

INTERCEPTIONS

Player	Int
Joe Schobert	4
Jessie Bates III	2

SERIES HISTORY

REGULAR SEASON RESULTS VS. CINCINNATI BENGALS
SINCE 1999

	Date	Result	Score
Cincinnati Bengals	10/10/1999	L	17-18
at Cincinnati Bengals	12/12/1999	L	28-44
at Cincinnati Bengals	9/10/2000	W	24-7
Cincinnati Bengals	10/29/2000	L	3-12
at Cincinnati Bengals	10/14/2001	L	14-24
Cincinnati Bengals	11/25/2001	W	18-0
Cincinnati Bengals	9/15/2002	W	20-7
at Cincinnati Bengals	11/17/2002	W	27-20
Cincinnati Bengals	9/28/2003	L	14-21
at Cincinnati Bengals	12/28/2003	W	22-14
Cincinnati Bengals	10/17/2004	W	34-17
at Cincinnati Bengals	11/28/2004	L	48-58
Cincinnati Bengals	9/11/2005	L	13-27
at Cincinnati Bengals	12/11/2005	L	20-23
at Cincinnati Bengals	9/17/2006	L	17-34
Cincinnati Bengals	11/26/2006	L	0-30
Cincinnati Bengals	9/16/2007	W	51-45
at Cincinnati Bengals	12/23/2007	L	14-19
at Cincinnati Bengals	9/28/2008	W	20-12
Cincinnati Bengals	12/21/2008	L	0-14
Cincinnati Bengals	10/4/2009	L (OT)	20-23
at Cincinnati Bengals	11/29/2009	L	7-16
Cincinnati Bengals	10/3/2010	W	23-20
at Cincinnati Bengals	12/19/2010	L	17-19
Cincinnati Bengals	9/11/2011	L	17-27
at Cincinnati Bengals	11/27/2011	L	20-23
at Cincinnati Bengals	9/16/2012	L	27-34
Cincinnati Bengals	10/14/2012	W	34-24
Cincinnati Bengals	9/29/2013	W	17-6
at Cincinnati Bengals	11/17/2013	L	20-41
at Cincinnati Bengals	11/6/2014	W	24-3
Cincinnati Bengals	12/14/2014	L	0-30
at Cincinnati Bengals	11/5/2015	L	10-31
Cincinnati Bengals	12/6/2015	L	3-37
at Cincinnati Bengals	10/23/2016	L	17-31
Cincinnati Bengals	12/11/2016	L	10-23
Cincinnati Bengals	10/1/2017	L	7-31
at Cincinnati Bengals	11/26/2017	L	16-30
at Cincinnati Bengals	11/25/2018	W	35-20
Cincinnati Bengals	12/23/2018	W	26-18

Regular Season Totals	41-50	.451
Home	25-20	.556
Away	16-30	.348

2019 AFC NORTH STANDINGS

	Overall	Division
Baltimore	10-2-0	3-1-0
Pittsburgh	7-5-0	3-2-0
Cleveland	5-7-0	2-1-0
Cincinnati	1-11-0	0-3-0

NOTABLE CONNECTIONS

• Pro Football Hall of Fame coach **Paul Brown** was the Browns' first head coach and general manager. **Brown** coached the Browns from 1942-62, before later founding the Cincinnati Bengals and becoming the Bengals' first head coach and general manager. **Brown** coached the Bengals from 1968-75.

• Bengals DE **Anthony Zettel** spent the 2018 season with the Browns.

• Bengals DL coach **Nick Eason** served as a coaching intern for the Browns in 2013.

• Bengals DE **Sam Hubbard**, G **Michael Jordan** and C **Billy Price** played at Ohio State.

• Bengals defensive quality control coach **Jordan Kovacs** is a native of Curtice, Ohio.

• Bengals G/C **Billy Price** is from Austintown, Ohio.

• Browns special teams coordinator **Mike Priefer** (2006-08) served on the Kansas City staff with Bengals WR coach **Bob Bicknell** (2007-09).

• Browns OL coach **James Campen** (2004-18), asst. OL coach **Jeff Blasko** (2016-18) and pass game coordinator/secondary's coach **Joe Whitt** (2008-18) coached with Bengals QB coach **Alex Van Pelt** (2012-17) in Green Bay.

• Browns DT **Sheldon Richardson** played with Bengals K **Randy Bullock** for the Jets in 2015.

• Browns WR **Odell Beckham Jr.** (2014-18) and DE **Olivier Vernon** (2016-18) played with Bengals OT **Bobby Hart** (2015-16), CB **B.W. Webb** (2018) and G John Henry (2014-17) for the Giants. Vernon and Henry also played in Miami together for two seasons from 2012-13.

• Bengals DT **Anthony Zettel** and Browns T **Greg Robinson** spent the 2017 season in Detroit.

• Browns CB **Denzel Ward** played at Ohio State with Bengals G **Michael Jordan**.

• Bengals RB **Joe Mixon** (2015-16) and Browns QB **Baker Mayfield** (2015-17) were teammates at Oklahoma.

THE LAST TIME VS. THE BENGALS



BENGALS 18
BROWNS 26

Dec. 23, 2018

FirstEnergy Stadium, Cleveland, Ohio



The Cleveland Browns defeated the Cincinnati Bengals, 26-18, in the club's home finale at FirstEnergy Stadium in the 2018 season. Cleveland's defense kept the Bengals scoreless through three quarters, as RB Nick Chubb rushed for 112 yards on 19 carries, breaking the franchise's rookie rushing yard record. Browns QB Baker Mayfield completed 27 passes for 284 yards and three TDs, which places the rookie at 24 TDs this season, the third-most by an NFL rookie in a season. Following a scoreless opening quarter, Browns TE David Njoku caught a three-yard pass from Mayfield to open the scoring for the Browns, capping a 13-play, 74-yard drive. After forcing a Cincinnati three-and-out, Mayfield tossed another TD pass, his second of the game, to TE Darren Fells for the veteran's third TD this season. K Greg Joseph's extra point hit off of the right up-right, but 10 seconds before halftime, Joseph redeemed himself with a 37-yard field goal to take a 16-0 advantage into the break. At halftime, the Browns held Cincinnati to minus-15 net passing yards in the first half, the first time an NFL team has done so since 2015. On Cleveland's lone third quarter drive, Mayfield connected with WR Rashard Higgins on a 17-yard TD pass for his third passing score of the afternoon. Bengals K Randy Bullock connected on a 51-yard FG to prevent the shut out of Cincinnati's offense early in the fourth quarter. Joseph matched Bullock's score with a 31-yarder of his own, giving the Browns a 26-3 lead midway through the fourth quarter. Bengals QB Jeff Driskel connected on two TD passes in the final five minutes to add 15 points, but it would not be enough to prevent the Browns from winning five out of their last six games.

TEAM	1	2	3	4	F
Cincinnati	0	0	0	18	18
Cleveland	0	16	7	3	26

SCORING SUMMARY

TEAM Q TIME PLAY

Browns	2	10:20	D.Njoku 3 yd. pass from B.Mayfield (G.Joseph kick) (13-74, 7:23)
Browns	2	7:12	D.Fells 1 yd. pass from B.Mayfield (kick failed, hru) (3-70, 1:33)
Browns	2	0:10	G.Joseph 37 yd. Field Goal (10-61, 4:45)
Browns	3	4:53	R.Higgins 17 yd. pass from B.Mayfield (G.Joseph kick) (9-87, 4:58)
Bengals	4	14:55	R.Bullock 51 yd. Field Goal (10-36, 4:58)
Browns	4	7:26	G.Joseph 31 yd. Field Goal (14-62, 7:29)
Bengals	4	4:56	C.Uzomah 14 yd. pass from J.Driskel (R.Bullock kick) (6-75, 2:30)
Bengals	4	2:56	J.Ross 3 yd. pass from J.Driskel (J.Driskel-C.Core pass) (3-23, 0:57)

TEAM STATISTICS

	CIN	CLE
FIRST DOWNS:	15	23
TIME OF POSSESSION:	24:29	35:31
TOTAL NET YARDS: (RU/PA):	209 (102/107)	493 (146/347)
SACKS/YARDS	0/0	3/26
PUNTS/AVERAGE:	5-43.8	3-29.3
PENALTIES/YARDS:	3-15	6-57
FUMBLES/LOST:	1/0	0/0

INDIVIDUAL STATISTICS

PASSING: CIN: J.Driskel 13-19-133 (2 TD); CLE: B.Mayfield 27-37-284 (3 TD).
RUSHING: CIN: J.Mixon 17-68, J.Driskel 5-21, J.Ross 1-7, C.Fejedele 1-6; CLE: N.Chubb 19-112, B.Mayfield 6-16, D.Johnson 2-12, J.Landry 1-6.
RECEIVING: CIN: C.Uzomah 4-49 (TD), C.Core 2-36, A.Erickson 2-35, J.Mixon 2-10, G.Bernard 2-0, J.Ross 1-3 (TD); CLE: R.Higgins 6-60 (TD), D.Johnson 6-54, J.Landry 4-47, D.Njoku 3-73 (TD), D.Fells 3-18 (TD), B.Perriman 2-76, N.Chubb 2-3, D.Hilliard 1-15, S.DeValve 1-1.

WHAT TO LOOK FOR THIS WEEK

TEAM

- A victory over the Bengals will be the team's third consecutive win over the opponent, the first time a Browns team has done so since 2001-02 (three).

- A win will be the Browns' third against the AFC North in 2019 and will mark the first time the franchise has secured at least three wins against the division in consecutive seasons since its formation.

- A win will be the team's fourth home victory of the year and will be the first time the franchise has won at least half of its home games in two straight years since 1992-94.

- A win will be the team's sixth of the season and will be the first time the franchise has reached at least six wins in consecutive years since 2001-02.

- A win will mark the first time the team has had four consecutive home wins since 2007.

WR ODELL BECKHAM JR.

- With 125-plus receiving yards, would pass Jerry Rice (1985-90) with 18 games of 125 receiving yards in a player's first six years.

WR JARVIS LANDRY

- With three receptions, will tie Randy Moss for the 10th most (549) in a player's first 100 career games.

RB NICK CHUBB

- With 82 rushing yards, will tie Jim Brown in 1960 (1,257) for the seventh-most rushing yards by a Brown in the first 13 games of a season.

- With nine rushing attempts, will tie Trent Richardson in 2012 for the eighth most (247) by a Brown in the first 13 games of a season.

- With 46 scrimmage yards, will tie Josh Gordon in 2013 (1,466) for the 10th-most scrimmage yards by a Brown in the first 13 games of a season.

- With 75 yards from scrimmage, would extend his active streak to 13 consecutive games, the NFL's longest active streak. He would also become first Brown to accomplish the feat in franchise history.

QB BAKER MAYFIELD

- With 300 passing yards, will place fifth on the list of Browns passing leaders in the first 13 games of a season (3,217).

- With five completions, will tie Derek Anderson in 2007 for the sixth-most completions by a Brown in the first 13 games of a season (249)

PROBABLE OFFENSIVE STARTERS

WR Jarvis Landry – Recorded six receptions for 76 yards vs. Pit...Leads Browns in receiving this season with 65 receptions for 919 yards and five touchdowns...Led the Browns in receiving in 2018, catching 81 passes for 976 yards...Traded from the Dolphins after leading the NFL with 112 receptions in 2017...Recorded the most receptions by any NFL player through their first six seasons with 546...Selected to the past four Pro Bowls.

LT Greg Robinson – Inactive at Pit...Has appeared in 11 games this season with 10 starts at LT...Started the final eight games of the 2018 regular season with the Browns...Signed by the Browns in 2018...No. 2 overall pick by the Rams in 2014.

LG Joel Bitonio – Has not missed an offensive snap since 2016...Started all 75 games he's appeared in since being drafted by the Browns in the second round (35th overall) of the 2014 draft...Earned first career Pro Bowl selection in 2018 and was a second-team All-Pro honoree.

C JC Tretter – Started the past 44 games at C and has not missed an offensive snap since joining the Browns in 2017...Signed three-year contract extension in Week 10 this year...Originally selected by the Green Bay Packers in the fourth round of the 2013 NFL Draft...Joined the Browns as an unrestricted free agent in 2017.

RG Wyatt Teller – Has appeared in 11 games with five starts in 2019...Acquired by the Browns in a trade with the Bills on August 29, 2019...Originally drafted by Buffalo in the fifth round of the 2018 draft...Started the Bills' final seven regular season games in 2018.

RT Chris Hubbard – Started at RT in 11 games this season...Moved to LT mid-game in the opener following an injury on the line...Started at RT in all 16 games in 2018...Joined the Browns in 2018 following five seasons with the Steelers.

TE Demetrius Harris – Appeared in every game this season with five starts...Has 13 receptions for 135 yards and two touchdowns this season...Signed by the Browns as an unrestricted free agent this offseason...Initially signed by Kansas City as an undrafted free agent in 2013...Posted a career-high three scoring grabs in 2018...Played college basketball at Milwaukee.

WR Odell Beckham Jr. – Ranks second on the team with 57 receptions for 805 yards and two touchdowns...Eclipsed 1,000 receiving yards in four of his first five seasons, missing only 2017, when ankle injuries limited him to four games...Three-time Pro Bowler and two-time All-Pro...First-round pick by the Giants in 2014 and joined the Browns via trade in 2019.

QB Baker Mayfield – Voted Browns' season-long captain by his teammates...2,917 passing yards and 15 touchdowns...Set NFL rookie record with 27 passing TDs in 2018, despite starting just 13 games...First overall selection of the 2018 NFL Draft...2017 Heisman Trophy Winner.

RB Nick Chubb – Rushed for 58 yards on 16 carries and added one reception for 21 yards at Pit...Has rushed for 1,175 yards (97.9 YPG) and seven touchdowns this season...Leads NFL in rushing yards...Set a Browns rookie record with 996 rushing yards in 2018, while adding 10 total touchdowns...Recorded the longest run in Browns history and the second-longest by a rookie in NFL history with a 92-yard score against Atlanta on Nov. 11, 2018...Second-round pick in 2018...Finished collegiate career ranked second in Georgia history in rushing yards.

RB Kareem Hunt – Recorded five receptions for 19 yards and a TD, while adding 46 yards rushing on 7 carries at Pit...Has 25 rushing yards and 118 receiving yards this season...Suspended first eight games...Named to the 2018 Pro Bowl...Earned the 2017 NFL rushing title with 1,327 yards...Originally drafted by Kansas City in the third round of the 2017 NFL draft.

OFFENSIVE RESERVES

TE Pharaoh Brown – Inactive the past two games...Appeared in nine games this season with six starts...Spent five weeks on the Browns' active roster last year but did not appear in a game...Also spent four weeks on the Browns' practice squad in 2018...Appeared in two games with Oakland in 2017 after signing as an undrafted free agent.

TE Stephen Carlson – Caught two passes for 28 yards at Pit...Has recorded four receptions for 44 yards and a touchdown in five games...Has appeared in five games this season with four starts...Elevated to Browns' active roster on Nov. 1...Signed as an undrafted free agent out of Princeton on May 3.

G Drew Forbes – Inactive at Pit...Activated from IR on November 14...Selected by the Browns in the sixth round (189th overall) in the 2019 NFL Draft.

QB Garrett Gilbert – Entered game late in second quarter at Pit., attempting two passes during team's final series of first half...Has appeared in four games this season...Signed by the Browns this offseason after playing with the Orlando Apollos of the Alliance of American Football...Led the AAF in passing yards...Sixth-round pick by the Rams in 2014.

WR Rashard Higgins – Has appeared in seven games this season...Inactive Weeks 2-5 with a knee injury...Set career highs in 2018 with 39 receptions for 572 yards and four touchdowns...Selected by the Browns in the fifth round in 2016...Set Colorado State career records for receptions (239), receiving yards (3,649) and TDs (31)...Led the nation in 2014 with 1,750 receiving yards and 17 TD receptions.

RB Dontrell Hilliard – Has returned 11 kickoffs for 307 yards (27.9 avg) and 11 punts for 66 yards this season...Appeared in 11 games this season with two rushing touchdowns...Appeared in 11 games last year...Signed as an undrafted free agent in 2018 out of Tulane.

WR KhaDarel Hodge – Appeared in all 12 games this season, primarily on special teams...Claimed via waivers by the Browns after final roster cuts...Played 14 games with the Rams in 2018...Began his college career as a quarterback at Alcorn State before transitioning to wide receiver at Prairie View A&M.

RB D'Ernest Johnson – Has appeared in all 12 games this season...Has four carries for 21 yards and six receptions for 71 yards this season...Joined the Browns after playing with the Orlando Apollos of the Alliance of American Football...Finished third in the AAF in rushing yards...Finished as South Florida's career all-purpose yardage leader.

G Eric Kush – Has appeared in every contest this season with seven starts at RG...Signed by the Browns as a free agent this offseason...Seven-year vet who has also appeared in games with the Bears (2016-18), Rams (2015) and Chiefs (2013-14)...Originally a sixth-round pick by Kansas City in 2013.

T Kendall Lamm – Has appeared in two games this season...Inactive Weeks 2-12...Appeared as a reserve in the opener before sustaining a knee injury...Signed by the Browns as an unrestricted free agent this offseason...Appeared in 56 career games with 24 starts...Started a career-high 13 games in 2018 with the Texans.

T Justin McCray – Has appeared in 11 games with three starts this season...Acquired by the Browns in a trade with the Packers on August 31, 2019...Appeared in 12 games with five starts for Green Bay in 2018...Also spent time in the Arena Football League.

WR Damion Ratley – Has appeared in nine games this season...Has eight receptions for 103 yards...Played in 13 games with three starts as a rookie last year...Sixth-round pick of the 2018 draft.

TE Ricky Seals-Jones – Has appeared in 10 games with two starts in 2019...Has nine receptions for 155 yards and two touchdowns this season...Claimed via waivers from the Cardinals during final roster cuts...Set career highs last year in receptions (34), receiving yards (343) and games played (15)...Initially signed by Arizona as an undrafted free agent in 2017.

WR Taywan Taylor – Inactive the past eight games...Appeared in three games this season...Acquired by the Browns in a trade with Tennessee Titans on August 31, 2019...Third-round pick by the Titans in 2017.

PROBABLE DEFENSIVE STARTERS

DE Chad Thomas – Appeared in every game this season, starting five...19 tackles, four sacks, one passes defended and a fumble recovery this season...Saw action in four games as a rookie last year...Third-round pick in 2018.

DT Sheldon Richardson – Third on the team with 48 tackles (Leads DL), adding two sacks, two passes defended and two forced fumbles...Signed by the Browns as an unrestricted free agent this offseason...Spent time with the Jets (2013-16), Seahawks (2017) and Vikings (2018)...2013 NFL Defensive Rookie of the Year after being selected by the Jets in the first round in 2013...Selected to the Pro Bowl in 2014.

DT Larry Ogunjobi – 31 tackles, 5.0 sacks and one pass defended this season...Tallied a career-best 5.5 sacks in 2018...11.5 sacks on his career...Played in 41 games since entering the league in 2017...First player drafted in the NFL from Charlotte after being selected in the third round in the 2017.

DE Olivier Vernon – Returned to action at Pit after missing Weeks 10-12 (knee)...24 tackles, 3.0 sacks and 10 quarterback hits this season...Tallied his 54th sack of his career at Den...Eight-year vet who joined the Browns via trade this offseason...Led the Giants last year in sacks...Earned second team All-Pro honors in 2016 and was selected to the Pro Bowl in 2018...Third-round pick by Miami in 2012.

WILL Mack Wilson – Second on team with 55 tackles (37 solo)...Has also recorded one sack and four passes defended this season...Recorded his first NFL sack Week 9 at Den...Has started every game since Week 3 at WILL...Fifth-round pick this year out of Alabama.

MIKE Joe Schobert – Leads team and AFC with 103 total tackles...With 103 tackles on the season, has registered 100-tackle campaigns in three straight seasons (2017-19)...Recorded two interceptions in back-to-back games Weeks 11-12...Sixth LB to have two INTs in consecutive games and the first since 2005...Has more interceptions in the past two games than his whole career...Also leads team in passes defended (9), while adding two sacks, two forced fumbles and a fumble recovery...Selected to the Pro Bowl in 2017...Drafted by the Browns in the fourth round of the 2016 NFL Draft.

SAM Adarius Taylor – Saw action in 11 games...Inactive Week 2 (ankle)...One tackle and three special teams tackles this season...Signed by the Browns as an unrestricted free agent this offseason after four seasons in Tampa Bay (2015-17) and one in Carolina (2014).

CB Denzel Ward – Second-year pro with 27 tackles and seven passes defended (second on team) in eight games this season...Recorded his second-career blocked field goal at NE...In 2018, became the sixth Browns rookie to be named to the Pro Bowl...Finished tied for second among all NFL rookies with three interceptions last year...Fourth overall pick in 2018.

CB Greedy Williams – 28 tackles and two passes defended on the season...Returned at NE after missing four games with a hamstring injury...Second-round pick by the Browns this year...Recorded eight interceptions in 24 career games at LSU.

S Damarious Randall – Started seven games at S...34 tackles, 2.0 sacks and four passes defended this season...Missed Weeks 2-3 (concussion) and Weeks 8-9 (hamstring)...Led the Browns with four interceptions last year...One of four active players to have at least three interceptions in each of his first four seasons...First-round pick by Green Bay in 2015 where he played CB...Converted to S after being traded to the Browns in 2018.

S Juston Burris – Has collected 19 tackles, one sack, four passes defended and two interceptions on the season...Made six starts this season...Claimed by the Browns via waivers from Oakland prior to Week 3...Originally a fourth-round pick by the Jets in 2016.

DEFENSIVE RESERVES

DE Eli Ankou – Three tackles this season...Has appeared in five games...Signed off of the Jaguars' practice squad prior to Week 8.

DT Brandin Bryant – Made Browns debut vs. Mia...One tackle this season...Spent 11 weeks on the Browns' practice squad...Has also spent time with Seattle (2016), the Jets (2017) and the CFL.

CB T.J. Carrie – Has started five games this season...42 tackles, one sack, one interception, three passes defended and a fumble recovery this season...Joined the Browns as an unrestricted free agent in 2018...Seventh-round pick by the Raiders in 2014.

DE Bryan Cox – Made Browns debut vs. Mia...Three tackles on the season...Signed by the Browns prior to Week 11...Originally signed by the Panthers as an undrafted free agent in 2017...Has spent time on the Panthers' practice squad from 2017-19.

LB Tae Davis – Three special teams tackle this season...Played in five games this season...Claimed via waivers by the Browns prior to Week 9...Originally an undrafted free agent signed by the New York Giants.

DE Porter Gustin – Made NFL debut vs. Mia...Three tackles and a sack this season...Originally signed by the Saints as an undrafted free agent in 2019.

S J.T. Hassell – Two tackles on the season...Also added two tackles on special teams...Elevated to the active roster from the practice squad prior to Week 12...Spent 11 weeks on the Browns' practice squad...Originally signed by the Browns as an undrafted free agent in 2019.

CB Robert Jackson – Three special teams tackles in six games...Inactive the games this season (coach's decision)...Spent Weeks 1-2 on the Browns' practice squad...Spent six weeks on the Browns' practice squad in 2018...An undrafted free agent signed by the Browns in 2018.

CB Terrance Mitchell – 20 tackles, two tackles for loss and three passes defended this season...Signed by the Browns as an unrestricted free agent in 2018...Has also spent time with the Bears (2015), Cowboys (2015) and Chiefs (2016-17)...Seventh-round pick by Dallas in 2014.

S Eric Murray – Inactive the past five weeks (knee)...22 tackles and one pass defended...Appeared in seven games with three starts this season...Started nine games for Kansas City last year...Fourth-round pick by Kansas City in 2016...Traded to the Browns this offseason.

S Sheldrick Redwine – 10 tackles this season...Started the last two games...Seven special teams tackles this season...Inactive Weeks 4, 5 and 8 (hamstring)...Selected by the Browns in the fourth round this year out of Miami (Fla.).

LB Sione Takitaki – Seven tackles this season...Added five tackles on special teams...Inactive Week 1 (hamstring)...Third-round pick this year out of BYU.

CB Tavierre Thomas – Played in every game this season...Tied for team lead in special teams tackles (8)...Nine kickoff returns for 185 yards...Claimed by the Browns via waivers during final roster cuts in 2018 from Arizona.

DT Justin Zimmer – Signed to the Browns from the Falcons' practice squad prior to Week 14...Signed by the Bills as an unrestricted free agent in 2016...Spent time on the Saints' (2016) and Falcons' (2018) practice squad prior to coming to Cleveland.

SPECIALISTS

P Jamie Gillan – Tied for sixth in the NFL with 24 punts inside the 20 this season...Tied for third in the NFL with longest punt of the season (71)...September 2019 Special Teams Player of the Month...Only undrafted rookie to make the Browns 53-man roster this year...Kicked and punted while at Arkansas- Pine Bluff...Native of Scotland and moved to the U.S. as a teenager.

K Austin Seibert – 19 for 22 on FGs and 23 for 26 on PATs...Selected by the Browns in the fifth round...Finished career at Oklahoma as the all-time leading scorer in FBS history with 499 points...2018 Big 12 Special Teams Player of the Year.

LS Charley Hughlett – Handled all of the Browns' long-snapping duties since 2015...One special teams tackle this season...Voted Browns' season-long captain by his teammates...Signed to the Browns' active roster from the Chiefs' practice squad on Dec. 24, 2014.

A SLAM MONK

OC **Todd Monken** is in his first season with Cleveland in 2019 after spending the last three years as the Tampa Bay Buccaneers' OC. Last year, the Buccaneers offense was one of the top in the league. Tampa Bay led the NFL in passing yards per game (320.3), while ranking third in total yards per game (415.5), third in third down conversion rate (46.0) and fourth in yards per play (6.30). The 2018 offense, led by Monken, was also the best in team history, owning the most yards (6,648), most passing yards (5,125), most points (396) and most first downs (388) in franchise history. Additionally, Tampa Bay's 5,125 passing yards in 2018 were the fourth most in a single season in team history.

Monken also helped Buccaneers WR Mike Evans rank third in the NFL in receiving yards (1,524) in 2018, establishing a new franchise record.

WHERE THERE'S A WILKS, THERE'S A WAY

DC **Steve Wilks** came to Cleveland in 2019 after serving as the Arizona Cardinals' HC in 2018. Under his guidance, the Cardinals finished fourth (203.9 yards per game) in the NFL against the pass. The unit also recorded 49 sacks, the fifth-best total in the league and the third best in the NFC. The total was also the fourth highest in team history.

SPECIAL DELIVERY

STC **Mike Priefer** is in his 13th season as an NFL STC and first with the Browns in 2019. While with the Minnesota Vikings (2011-18), Priefer's units led the NFL with 14 special teams touchdowns. The Vikings scored on seven kickoff returns, five punt returns and two touchdowns off blocked punts. In 2018, the Vikings' Marcus Sherels broke the team's career punt return yardage record and also holds the record for most punt returns for scores (five), the most in the NFL since 2012. Sherels has also returned the most punts for 20-plus yards in the NFL over the same span (29).

TURNING A NEGATIVE INTO A POSITIVE

On top of its takeaway ability, the Browns defense forced 109 plays for negative yards by its opponents, sixth in the NFL last season. Additionally, the unit's 64 forced negative rushing plays by their opponents were also sixth in the league, while its forced negative passing plays tied for 10th.

Since 2018, the Browns have forced 169 total negative plays (plus sacks), eighth in the league.

2018-19 NFL TEAM LEADERS: OPP. NEG. PLAYS (+SACKS)

Team	Tot
1. Buffalo Bills	190
2. Arizona Cardinals	188
3. Pittsburgh Steelers	179
4. Carolina Panthers	178
5. Philadelphia Eagles	174
6. New York Jets	171
7. Indianapolis Colts	170
8. Cleveland Browns	169
9t. Tampa Bay Buccaneers	168
9t. San Francisco 49ers	168

This season, the Browns rank 10th (35) in the NFL in sacks.

2019 NFL TEAM LEADERS: SACKS

Team	Sacks
1. Carolina Panthers	46
2. San Francisco 49ers	45
3. Pittsburgh Steelers	43
4t. New Orleans Saints	40
4t. New England Patriots	40
6t. Los Angeles Rams	38
6t. Jacksonville Jaguars	38
8. Buffalo Bills	37
9. Washington Redskins	36
10. Cleveland Browns	35

Moreover, the Browns have posted 66 tackles for loss, fifth in the league this season.

2019 NFL TEAM LEADERS: TFLs

Team	TFL
1. Buffalo Bills	74
2t. New York Jets	71
2t. San Francisco 49ers	71
4. Pittsburgh Steelers	67
5. Cleveland Browns	66
6. Denver Broncos	65
7. Arizona Cardinals	64
8t. Los Angeles Rams	62
8t. Carolina Panthers	62
8t. New Orleans Saints	62
8t. Tampa Bay Buccaneers	62

13-WEEK SUCCESS

Through the first 13 weeks of the season, the Browns' 35 sacks are tied for third most in franchise history in that span.

ALL-TIME BROWNS TEAM LEADERS: SACKS (WEEKS 1-13)

	Year	Sacks
1.	1984	40
2.	1988	36
3t.	2019	35
3t.	1985	35
5.	1989	34
6t.	2013	33
6t.	2000	33
8t.	2001	32
8t.	1992	32
10t.	1987	29
10t.	2018	29
10t.	2012	29

21 AND HIGHER

The Browns defense ranks No. 4 in the NFL in opponent passer rating when passed on 21 or more times (56.9).

2019 NFL TEAM LEADERS: OPP. PASSER RATING (21+ ATT)

	Team	Rate
1.	New England Patriots	23.2
2.	San Francisco 49ers	46.3
3.	Tennessee Titans	51.4
4.	Cleveland Browns	56.9
5.	Houston Texans	59.5
6.	New Orleans Saints	59.6
7.	Kansas City Chiefs	61.1
8.	Buffalo Bills	62.7
9.	Pittsburgh Steelers	64.0
10.	Carolina Panthers	65.8

IN THE DRIVER'S SEAT

The Browns defense has made a point to get on and off the field quickly in 2019, placing second in the NFL with just 14 opposing offensive drives lasting longer than 10 or more plays.

2019 NFL TEAM LEADERS: OPP. 10+ PLAY DRIVES

	Team	10+
1.	New England Patriots	11
2.	Cleveland Browns	14
3.	Los Angeles Chargers	15
4.	New York Jets	17
5t.	Buffalo Bills	18
5t.	Philadelphia Eagles	18
7t.	Jacksonville Jaguars	19
7t.	Baltimore Ravens	19
7t.	New Orleans Saints	19

THIRD-AND-STOPPED

The Browns defense has allowed other teams to convert just 35.0 percent of their third downs, fifth in the NFL in 2019. The Browns defense's success in the category also dates back to last season.

2019 NFL TEAM LEADERS: OPP. 3RD-DOWN CONV. %

	Team	1st%
1.	New England Patriots	31.5
2.	Minnesota Vikings	33.2
3.	Chicago Bears	34.1
4.	Seattle Seahawks	34.9
5.	Cleveland Browns	35.0
6.	San Francisco 49ers	35.2
7.	Baltimore Ravens	35.8
8.	Buffalo Bills	35.8
9.	Philadelphia Eagles	35.9
10.	Pittsburgh Steelers	36.3
11.	Tennessee Titans	36.3

BIG-PLAY BROWNS

This season, the team is tied for sixth in rushing touchdowns for 10-plus yards (four), tied for ninth in rushing average on rushing plays for 10-plus yards (18.2), tied for ninth in rushes for 10-plus yards (41) and ninth in passing average on completions for 10-plus yards (19.9).

2019 NFL TEAM LEADERS: RUSH TD (10+ YRD)

	Team	10+ TD
1.	San Francisco 49ers	8
2t.	Tennessee Titans	6
2t.	Arizona Cardinals	6
2t.	Carolina Panthers	6
5.	Baltimore Ravens	5
6t.	Cleveland Browns	4
6t.	Indianapolis Colts	4

2019 NFL TEAM LEADERS: RUSH AVG (10+ YRD)

	Team	10+ Avg
1.	Carolina Panthers	21.8
2.	Kansas City Chiefs	21.7
3.	Washington Redskins	20.3
4.	Oakland Raiders	19.4
5.	Jacksonville Jaguars	19.2
6.	San Francisco 49ers	19.0
7.	Houston Texans	18.7
8.	Baltimore Ravens	18.5
9t.	Cleveland Browns	18.2
9t.	Seattle Seahawks	18.2

2019 NFL TEAM LEADERS: RUSH (10+ YRD)

Team	10+ Avg
1. Baltimore Ravens	73
2. San Francisco 49ers	49
3. Minnesota Vikings	48
4. Buffalo Bills	46
5t. Houston Texans	43
5t. Tennessee Titans	43
5t. Dallas Cowboys	43
8. Indianapolis Colts	42
9t. Cleveland Browns	41
9t. Arizona Cardinals	41

2019 NFL TEAM LEADERS: PASS AVG (10+ YRD)

Team	10+ Avg
1. Kansas City Chiefs	21.2
2. Arizona Cardinals	21.1
3. Green Bay Packers	20.9
4. Denver Broncos	20.7
5t. Minnesota Vikings	20.6
5t. Pittsburgh Steelers	20.6
7. Detroit Lions	20.4
8. Tennessee Titans	20.1
9. Cleveland Browns	19.9
10. San Francisco 49ers	19.5

RUSHING THE FIELD

As a team, the Browns' rushing attack has been one of the league's best in 2019.

2019 NFL TEAM LEADERS: RUSH YDS

Team	Yds
1. Baltimore Ravens	2,494
2. San Francisco 49ers	1,776
3. Indianapolis Colts	1,668
4. Buffalo Bills	1,655
5. Minnesota Vikings	1,645
6. Houston Texans	1,558
7. Dallas Cowboys	1,531
8. Seattle Seahawks	1,506
9. Tennessee Titans	1,505
10t. Cleveland Browns	1,472
10t. Oakland Raiders	1,472

2019 NFL TEAM LEADERS: RUSH YDS/G

Team	Yds/G
1. Baltimore Ravens	207.8
2. San Francisco 49ers	148.0
3. Seattle Seahawks	143.7
4. Indianapolis Colts	139.0
5. Buffalo Bills	137.9
6. Minnesota Vikings	137.1
7. Houston Texans	129.8
8. Dallas Cowboys	127.6
9. Tennessee Titans	125.4
10t. Cleveland Browns	122.7
10t. Oakland Raiders	122.7

SOFT TOUCH

The Browns rank tied for fourth in the league this season with an 8.0 scrimmage yards-per-touch average.

2019 NFL TEAM LEADERS: SCRIM YDS/TOUCH

Team	Avg
1. Kansas City Chiefs	8.6
2. Dallas Cowboys	8.5
3. Tampa Bay Buccaneers	8.1
4t. Cleveland Browns	8
4t. Los Angeles Chargers	8
4t. Detroit Lions	8
7t. Tennessee Titans	7.9
7t. Houston Texans	7.9
7t. Los Angeles Rams	7.9
7t. Jacksonville Jaguars	7.9

A WELL-RECEIVED AVERAGE

The Browns receivers have continued to perform well in 2019, placing ninth in receiving average (12.0) in the NFL.

2019 NFL TEAM LEADERS: REC AVG

Team	Avg
1. Tampa Bay Buccaneers	13
2. Detroit Lions	12.8
3t. Kansas City Chiefs	12.7
3t. Dallas Cowboys	12.7
5. Tennessee Titans	12.5
6. Seattle Seahawks	12.4
7. Minnesota Vikings	12.2
8. Los Angeles Rams	12.1
9. Cleveland Browns	12.0
10. Los Angeles Chargers	11.9

GO LONG

In 2019, the team's 38.5 rushing average on plays of 20 or more yards is a top mark in the league.

2019 NFL TEAM LEADERS: 20+ YARD RUSH AVG

Team	Avg
1. Carolina Panthers	53.9
2. Chicago Bears	42.0
3. Jacksonville Jaguars	41.2
4. Cleveland Browns	38.5
5. Philadelphia Eagles	38.3
6. Tennessee Titans	37.5
7. Washington Redskins	35.9
8. Baltimore Ravens	35.8
9. Kansas City Chiefs	35.3
10. San Francisco 49ers	33.8

RETURNING THE FAVOR

The Browns' kickoff returners have combined for the league's eighth-most kickoff return yards (596).

2019 NFL TEAM LEADERS: KICKOFF RETURN YARDS

	Team	Yds
1.	New York Giants	869
2.	Cincinnati Bengals	829
3.	Chicago Bears	727
4.	Miami Dolphins	682
5.	Washington Redskins	666
6.	Kansas City Chiefs	660
7.	Oakland Raiders	620
8.	Cleveland Browns	596
9.	Carolina Panthers	585
10.	Indianapolis Colts	574

AWAKEN THE SLEEPING GIANT

With the Kansas City Chiefs, General Manager John Dorsey selected three players who went on to earn first team All-Pro honors and were also selected to multiple Pro Bowls, including TE Travis Kelce (third round, 2013), CB Marcus Peters (first round, 2015) and WR Tyreek Hill (fifth round, 2016). In 2017, he drafted current Browns RB Kareem Hunt (third round), who led the NFL in rushing during his rookie season and was selected to the Pro Bowl. The year prior in 2016, LB D.J. Alexander (sixth round, 2015) was also selected to the Pro Bowl.


Dorsey's career success in the spring has been evident in the winter, as he's selected a rookie Pro Bowler in each NFL Draft since 2015, including CB Denzel Ward in his first draft as a Brown (2018).

DORSEY'S DRAFT SELECTIONS TO MAKE THE PRO BOWL AS ROOKIES SINCE 2015

Year	Rnd	Pick	Overall	Player	Pos	College
2018	1	4	4	Denzel Ward	CB	Ohio State
2017	3	22	86	Kareem Hunt	RB	Toledo
2016	5	28	165	Tyreek Hill	WR	West Alabama
2015	1	18	18	Marcus Peters	CB	Washington

BROWNS 2019 DRAFT CLASS

RD	NAME	POS	COLLEGE
2	Greedy Williams	CB	Louisiana St.
3	Sione Takitaki	LB	Brigham Young
4	Sheldrick Redwine	S	Miami
5a	Mack Wilson	LB	Alabama
5b	Austin Seibert	K	Oklahoma
6	Drew Forbes	T	Southeast Missouri
7	Donnie Lewis, Jr.	CB	Tulane



24 | RB NICK CHUBB

RUNNING WILD

RB Nick Chubb has emerged as one of the league's best running backs in 2019, placing top marks in multiple categories.

2019 NFL RUSHING LEADERS: YDS

Player	Yds
1. Nick Chubb	1,175
2. Christian McCaffrey	1,167
3. Derrick Henry	1,140

2019 NFL RUSHING LEADERS: ATT

Player	Att
1. Nick Chubb	238
2. Christian McCaffrey	235
3. Derrick Henry	232

2019 NFL RUSHING LEADERS: AVG (MIN. 100 ATT) (RB)

Player	Avg
1. Mark Ingram	5.04
2t. Matt Breida	4.97
2t. Christian McCaffrey	4.97
4. Nick Chubb	4.94

2019 NFL RUSHING LEADERS: TD

Player	Avg
1t. Christian McCaffrey	12
1t. Dalvin Cook	12
2t. Derrick Henry	11
2t. Aaron Jones	11
5. Mark Ingram	9
6t. Todd Gurley	8
6t. Josh Allen	8
8t. Nick Chubb	7
8t. Three Others	7

2019 NFL RUSHING LEADERS: LONG

Player	Lng
1. Damien Williams	91
2. Nick Chubb	88
3. Christian McCaffrey	84

2019 NFL RUSHING LEADERS: FIRST DOWNS

Player	1st
1. Chris Carson	59
2t. Dalvin Cook	56
2t. Lamar Jackson	56
4. Ezekiel Elliott	54
5t. Derrick Henry	52
5t. Marlon Mack	52
7t. Nick Chubb	49
7t. Josh Jacobs	49
9. Leonard Fournette	46
10. Mark Ingram	45

2019 NFL YARDAGE LEADERS: SCRIM YDS

Player	Yds
1. Christian McCaffrey	1,811
2. Dalvin Cook	1,536
3. Leonard Fournette	1,433
4. Nick Chubb	1,420
5. Derrick Henry	1,340
6. Ezekiel Elliott	1,316
7. Michael Thomas	1,281
8. Chris Carson	1,208
9. Josh Jacobs	1,207
10. Chris Godwin	1,129

YARD DAWG

Chubb has accrued 120-plus scrimmage yards in six of his past 10 games and is currently one of only two players to have reached at least 90 scrimmage yards in 10 games this season.

His active streak of 12 consecutive games with at least 75 scrimmage yards is the NFL's longest active streak and he's the first Brown to accomplish the streak since Jim Brown in 1961-62.

Chubb has five 100-yard rushing games this season and 10 in his career, while he also has seven career runs of 40-plus yards and three this season. His 1,175 rushing yards are the eighth-most by a Brown through the first 12 games of a season.

He has rushed for 115-plus yards in four of the past nine games.

In Week 7, Chubb rushed for 72 yards in the first quarter, the second most by a Brown in an opening quarter since 1991.

Against the Steelers in Week 11, Chubb became the first player in 2019 to reach 1,000 rushing yards, while also reaching 2,000 for his career.

IN THE NICK OF TIME

Since his rookie season in 2018, Chubb ranks fourth in the NFL in rushing yards (2,171), seventh in rushing average (5.05), tied for seventh in rushing touchdowns (15) and third and sixth, respectively, in rushing long (92 and 88).

2018-19 NFL RUSHING LEADERS: YDS

Player	Yds
1. Ezekiel Elliott	2,424
2. Christian McCaffrey	2,265
3. Derrick Henry	2,199
4. Nick Chubb	2,171
5. Chris Carson	2,030
6. Todd Gurley	1,893
7. Saquon Barkley	1,851
8. Joe Mixon	1,811
9. Phillip Lindsay	1,803
10. Marlon Mack	1,770

2018-19 NFL RUSHING LEADERS: AVG (MIN. 200 ATT)

Player	Avg
1. Lamar Jackson	5.83
2. Matt Breida	5.18
3. Gus Edwards	5.17
4. Phillip Lindsay	5.06
5. Nick Chubb	5.05
6. Christian McCaffrey	4.99
7. Derrick Henry	4.92
8. Mark Ingram	4.88
9. Josh Jacobs	4.87
10t. Dalvin Cook	4.70
10t. Aaron Jones	4.70

2018-19 NFL RUSHING LEADERS: TD

Player	TD
1. Todd Gurley	25
2. Derrick Henry	23
3t. Christian McCaffrey	19
3t. Aaron Jones	19
5t. Josh Allen	16
5t. James Conner	16
7t. Nick Chubb	15
7t. Mark Ingram	15
7t. Jordan Howard	15
7t. Alvin Kamara	15

2018-19 NFL RUSHING LEADERS: LONG

Player	Lng
1. Derrick Henry	99
2. Lamar Miller	97
3. Nick Chubb	92
4. Damien Williams	91
5. Adrian Peterson	90
6. Nick Chubb	88

ANYTHING BUT AVERAGE

Chubb's career 5.05 rushing average is the highest by a Brown through his first 28 games (minimum of 100 attempts) and is the 10th highest by an active NFL running back in the same category.

ALL-TIME BROWNS RUSHING LEADERS:

AVG THROUGH FIRST 28 CAREER GAMES (MIN. 100 ATT)

Player	Avg
1. Nick Chubb	5.05
2. Greg Pruitt	4.78
3. Earnest Byner	4.56

ALL-TIME NFL RUSHING LEADERS:

AVG THROUGH FIRST 28 CAREER GAMES (MIN. 100 ATT) (ACTIVE)

Player	Avg
1. Jalen Richard	5.36
2. Austin Ekeler	5.31
3. Rashaad Penny	5.30
4. Frank Gore	5.29
5. Adrian Peterson	5.24
6. Alvin Kamara	5.23
7. Gus Edwards	5.17
8. Matt Breida	5.10
9. Phillip Lindsay	5.06
10. Nick Chubb	5.05

BIG-PLAY BACK

Chubb is third in the league with 58 rushes for 10-plus yards since 2018. He's also first in 2019 with 30.

2018-19 NFL RUSHING LEADERS: RUSH 10+ YDS

Player	10+
1. Ezekiel Elliott	68
2. Derrick Henry	61
3. Nick Chubb	58
4. Lamar Jackson	57
5. Christian McCaffrey	55
6. Todd Gurley	53
7. Chris Carson	52
8. Joe Mixon	50
9. Saquon Barkley	47
10. Phillip Lindsay	46

2019 NFL RUSHING LEADERS: RUSH 10+ YDS

Player	10+
1. Lamar Jackson	37
2. Derrick Henry	31
3. Nick Chubb	30
4. Ezekiel Elliott	27
5. Leonard Fournette	26
6t. Josh Jacobs	25
6t. Dalvin Cook	25
8. Christian McCaffrey	24
9. Marlon Mack	23
10. Carlos Hyde	20

GOING THE EXTRA MILE

Chubb established himself as one of the league's top big-play backs in 2018, continuing the trend in his sophomore season.

2018-19 NFL RUSHING LEADERS: TD (10+ YDS)

Player	10+ TD
1. Derrick Henry	8
2. Melvin Gordon	7
3t. Nick Chubb	6
3t. Latavius Murray	6
3t. Tevin Coleman	6
3t. Josh Allen	6
3t. Saquon Barkley	6

2019 NFL RUSHING LEADERS: RUSH TD (10+ YDS)

Player	10+ TD
1t. Chase Edmonds	4
1t. Christian McCaffrey	4
1t. Derrick Henry	4
4t. Nick Chubb	3
4t. Tevin Coleman	3
4t. Raheem Mostert	3
4t. Marlon Mack	3

2018-19 NFL RUSHING LEADERS: RUSH (20+ YDS)

Player	20+
1. Saquon Barkley	20
2. Nick Chubb	19
3. Lamar Jackson	17

2019 NFL RUSHING LEADERS: RUSH (20+ YDS)

Player	20+
1. Lamar Jackson	9
2t. Nick Chubb	8
2t. Josh Jacobs	8
2t. Carlos Hyde	8

2018-19 NFL RUSHING LEADERS: TD (20+ YDS)

Player	20+ TD
1. Saquon Barkley	5
2t. Nick Chubb	4
2t. Derrick Henry	4
2t. Chase Edmonds	4
2t. Christian McCaffrey	4
2t. Phillip Lindsay	4
2t. Tevin Coleman	4
2t. Latavius Murray	4

This season, Chubb is tied for third (Carlos Hyde) in the league with three carries for 40-plus yards, only behind Fournette and Christian McCaffrey with four. Since last season, he's also tied for third in the same category with seven rushes (McCaffrey), just behind Saquon Barkley with eight.

Chubb's three rushes for 20-plus yards in Week 10 were a new career high for a single game, as well as tied for the most in a game by any player this season. His performance also tied for the most by a Brown ever in a game, while becoming the first

BURNING RUBBER

In Week 4, Chubb rushed for 165 yards and three touchdowns, including an 88-yarder. Chubb, who had a 92-yard touchdown run in Week 10 of the 2018 season, joins Bob Hoernschemeyer (two touchdown runs from 1946-47) and Chris Johnson (three from 2008-09) as the only players in league annals with at least two touchdown runs of 85 yards or more in their first two seasons. Also, no other player in the NFL has multiple rushing scores of 85-plus yards, going back to 2016 (two years before Chubb entered the league).

ALL-TIME BROWNS RUSHING LEADERS: LONG

Player	Date	Lng
1. Nick Chubb	Nov. 11, 2018	92
2. Bobby Mitchell	Nov. 28, 2004	90
3. Nick Chubb	Sept. 29, 2019	88

WHAT A RUSH


Chubb has posted a 97.9 rushing yards-per-game average this season, the league's best total. It's also ranked eighth in team history.

2019 NFL RUSHING LEADERS: YPG

Player	YPG
1. Nick Chubb	97.9
2. Christian McCaffrey	97.3
3. Derrick Henry	95.0

ALL-TIME BROWNS RUSHING LEADERS: YPG

Player	Year	YPG
1. Jim Brown	1963	133.1
2. Jim Brown	1958	127.3
3. Jim Brown	1959	110.8
4. Jim Brown	1965	110.3
5. Jim Brown	1960	104.8
6. Jim Brown	1964	103.3
7. Jim Brown	1961	100.6
8. Nick Chubb	2019	97.9
9. Leroy Kelly	1968	88.5
11. Jamal Lewis	2007	86.9



13 | WR ODELL BECKHAM JR.

BEND IT LIKE BECKHAM JR.

Since entering the league in 2014, WR Odell Beckham Jr. is tied for fifth in the league with an average of 6.3 catches per game, third with 88.5 receiving yards per game, fourth with 46 receiving touchdowns, sixth in receiving yards (6,281) and 10th in receiving first downs (286).

2014-19 NFL RECEIVING LEADERS: REC/G

	Player	Rec/G
1.	Antonio Brown	7.5
2.	Michael Thomas	7.3
3.	Julio Jones	6.7
4.	Julian Edelman	6.5
5t.	Odell Beckham Jr.	6.3
5t.	Keenan Allen	6.3
7.	DeAndre Hopkins	6.2
8.	Christian McCaffrey	6.0
9.	Jarvis Landry	5.9
10.	Larry Fitzgerald	5.8

His 88.5 receiving yards per game are the second-highest average in history (minimum 10 games played) behind Atlanta's Julio Jones (95.7).

ALL-TIME NFL RECEIVING LEADERS: YDS/G (MIN. 10 GAMES PLAYED)

	Player	Yds/G
1.	Julio Jones	95.7
2.	Odell Beckham Jr.	88.5
3t.	Michael Thomas	86.1
3t.	Calvin Johnson	86.1
5.	Antonio Brown	86.0

2014-19 NFL RECEIVING LEADERS: YDS/G

	Player	Yds/G
1.	Julio Jones	101.6
2.	Antonio Brown	100.0
3.	Odell Beckham Jr.	88.5
4.	Michael Thomas	86.1
5.	DeAndre Hopkins	82.8

2014-19 NFL RECEIVING LEADERS: TD

	Player	TD
1.	Antonio Brown	60
2.	DeAndre Hopkins	51
3.	Mike Evans	47
4.	Odell Beckham Jr.	46
5.	Davante Adams	42

2014-19 NFL RECEIVING LEADERS: YDS

	Player	Yds
1.	Julio Jones	8,944
2.	Antonio Brown	7,702
3.	DeAndre Hopkins	7,538
4.	Mike Evans	7,199
5.	T.Y. Hilton	6,531
6.	Odell Beckham Jr.	6,281
7.	Travis Kelce	6,159
8.	Demaryius Thomas	6,037
9.	Jarvis Landry	5,933
10.	Emmanuel Sanders	5,611

2014-19 NFL RECEIVING LEADERS: 1ST DOWNS

	Player	1st
1.	Julio Jones	430
2.	DeAndre Hopkins	402
3.	Antonio Brown	369
4.	Mike Evans	366
5.	Travis Kelce	311
6.	Jarvis Landry	310
7.	Larry Fitzgerald	300
8t.	T.Y. Hilton	290
8t.	Demaryius Thomas	290
10.	Odell Beckham Jr.	286

FEELIN' LIKE A THOUSAND YARDS

Beckham Jr. has exceeded 1,000 receiving yards in four of his first five seasons, missing only 2017, when ankle injuries limited him to four games. He's one of only 13 players in history to accomplish the feat in his first five NFL seasons and is one just six active players to do so. His four 1,000-yard seasons are currently tied for 10th all time as he works toward his fifth 1,000-yard season in six years.

**ALL-TIME NFL RECEIVING LEADERS:
1,000 YDS IN FIRST SIX CAREER SEASONS**

	Player	Years	Tot
1.	Randy Moss	1998-2003	6
2t.	Lance Alworth	1963-67	5
2t.	Marques Colston	2006-11	5
2t.	Mike Evans	2014-19	5
2t.	A.J. Green	2011-15	5
2t.	Torry Holt	2000-04	5
2t.	Chad Johnson	2002-06	5
2t.	Brandon Marshall	2007-11	5
2t.	Jerry Rice	1986-90	5
10t.	Odell Beckham Jr.	2014-19	4
10t.	Tied With 19 Others		4

**ALL-TIME NFL RECEIVING LEADERS:
1,000 YDS IN FIRST SIX CAREER SEASONS (ACTIVE)**

	Player	Years	Tot
1t.	Mike Evans	2014-19	5
1t.	A.J. Green	2011-15	5
1t.	Brandon Marshall	2007-11	5
4t.	Odell Beckham Jr.	2014-19	4
4t.	Tied With Eight Others		4

2014-19 NFL RECEIVING LEADERS: 1,000-YRD SEASONS

	Player	Years	Tot
1t.	Antonio Brown	2014-19	5
1t.	Mike Evans	2014-19	5
1t.	Julio Jones	2014-19	5
4t.	Odell Beckham Jr.	2014-19	4
4t.	Brandin Cooks	2015-19	4
4t.	T.Y. Hilton	2014-19	4
4t.	DeAndre Hopkins	2014-19	4
4t.	Michael Thomas	2016-19	4

125+

Among active players, Beckham Jr. is fifth with 17 games of 125-plus receiving yards. The total ranks second behind Jones among active players in their first six years and is tied for fifth in league history in the same span.

**ALL-TIME NFL RECEIVING LEADERS:
GAMES WITH 125+ YARDS (ACTIVE)**

	Player	Tot
1.	Julio Jones	30
2.	Larry Fitzgerald	25
3.	T.Y. Hilton	19
4.	DeSean Jackson	18
5.	Odell Beckham Jr.	17
6.	A.J. Green	16

**ALL-TIME NFL RECEIVING LEADERS:
GAMES WITH 125+ YARDS IN FIRST SIX CAREER SEASONS (ACTIVE)**

	Player	Tot
1.	Julio Jones	21
2.	Odell Beckham Jr.	17
3t.	A.J. Green	15
3t.	T.Y. Hilton	15
5.	Mike Evans	14
6.	Larry Fitzgerald	13
7.	Amari Cooper	12
8t.	DeAndre Hopkins	11
8t.	DeSean Jackson	11
10.	Keenan Allen	10

**ALL-TIME NFL RECEIVING LEADERS:
GAMES WITH 125+ YARDS IN FIRST SIX CAREER SEASONS**

	Player	Tot
1.	Randy Moss	23
2.	Lance Alworth	22
3.	Julio Jones	21
4.	Calvin Johnson	19
5t.	Odell Beckham Jr.	17
5t.	Jerry Rice	17
7.	Torry Holt	16
8t.	A.J. Green	15
8t.	Marvin Harrison	15
8t.	T.Y. Hilton	15

100+

Beckham Jr.'s 26 career games with 100-plus yards are fifth among active players in their first six seasons and are fourth among all players since 2014.

**ALL-TIME NFL RECEIVING LEADERS:
GAMES WITH 100+ YARDS IN FIRST SIX CAREER SEASONS (ACTIVE)**

	Player	Tot
1.	Julio Jones	35
2.	Demaryius Thomas	29
3t.	A.J. Green	28
3t.	T.Y. Hilton	28
5.	Odell Beckham Jr.	26
6.	DeAndre Hopkins	25

2014-19 NFL RECEIVING LEADERS: GAMES WITH 100+ YARDS

	Player	Tot
1.	Julio Jones	41
2.	Antonio Brown	34
3.	DeAndre Hopkins	27
4.	Odell Beckham Jr.	26

Since 2014, Beckham Jr.'s 13 games with 140-plus receiving yards are third in the league, while his six games with 150-plus yards rank tied for sixth. Additionally, his four games with 160-plus yards are tied for eighth, his two games with 170-plus yards are tied for ninth and his two games with 180-plus yards rank tied for seventh.

TRIPLE THREAT

Beckham Jr. has caught at least three passes in every game he's played in but two. His streak of 60 straight games with at least three catches was third all time when it ended in Week 4 of this season.

ALL-TIME NFL RECEIVING LEADERS: CONSECUTIVE GAMES WITH 3+ REC

Player	Tot	Streak
1. Reggie Wayne	82	Sept. 13, 2009-Nov. 30, 2014
2. Antonio Brown	76	Sept. 8, 2013-Dec. 10, 2017
3. Odell Beckham Jr.	60	Oct. 19, 2014-Sept. 29, 2019.
4. Cris Carter	58	Dec. 12, 1993-Oct. 5, 1997
5. Torry Holt	53	Nov. 21, 2004-Dec. 30, 2007

A PERFECT 10

Since 2014, Beckham Jr. has posted eight games with at least 10 receptions, tied for ninth in the NFL during that span.

2014-19 NFL RECEIVING LEADERS: GAMES WITH 10+ REC

Player	Tot
1. Antonio Brown	20
2. Michael Thomas	15
3. Julio Jones	14
4. Zach Ertz	11
5. Keenan Allen	10
6t. Jarvis Landry	9
6t. Larry Fitzgerald	9
6t. DeAndre Hopkins	9
9t. Odell Beckham Jr.	8
9t. Davante Adams	8

CAN'T STOP, WON'T STOP

In Week 2, Beckham Jr. caught an 89-yard touchdown pass, the longest of his career. The play is the third-longest play and third-longest touchdown from scrimmage this season.

2019 NFL YARDAGE LEADERS: LONGEST PLAYS FROM SCRIM

Player	Scrim Yds
1. Robby Anderson	92
2. Damien Williams	91
3. Odell Beckham Jr.	89
4t. Nick Chubb	88
4t. Andy Isabella	88

2019 NFL YARDAGE LEADERS: LONGEST SCRIM TD

Player	Scrim TD
1. Robby Anderson	92
2. Damien Williams	91
3. Odell Beckham Jr.	89
4t. Nick Chubb	88
4t. Andy Isabella	88

COMING UP IN THE CLUTCH

Beckham Jr. has proven to be a reliable go-to WR when it counts since he entered the NFL, placing third in the league with 18 fourth-quarter touchdown receptions, fifth in yards (1,914), fifth in 20-plus-yard receptions (30) and eighth in receptions (124).

2014-19 NFL RECEIVING LEADERS: 4TH QUARTER TDs

Player	TD
1. Antonio Brown	21
2. DeAndre Hopkins	20
3. Odell Beckham Jr.	18
4. Dez Bryant	14
5. Mike Evans	13
6t. Jimmy Graham	12
6t. Michael Thomas	12
6t. John Brown	12
6t. Doug Baldwin	12
6t. Julio Jones	12

2014-19 NFL RECEIVING LEADERS: 4TH QUARTER YDS

Player	Yds
1. DeAndre Hopkins	2,380
2. Julio Jones	2,295
3. Antonio Brown	2,204
4. Mike Evans	1,971
5. Odell Beckham Jr.	1,914
6. Jarvis Landry	1,693

2014-19 NFL RECEIVING LEADERS: 4TH QUARTER REC (20+ YDS)

Player	20+
1. DeAndre Hopkins	38
2. Antonio Brown	35
3. Julio Jones	34
4. Mike Evans	31
5. Odell Beckham Jr.	30

2014-19 NFL RECEIVING LEADERS: 4TH QUARTER REC

Player	Rec
1. Jarvis Landry	160
2. DeAndre Hopkins	159
3. Antonio Brown	147
4. Larry Fitzgerald	146
5. Julio Jones	140
6. Michael Thomas	128
7. Golden Tate	127
8. Odell Beckham Jr.	124
9. Mike Evans	119
10. Zach Ertz	116

CLASS ACT

Among the 2014 NFL Draft class, Beckham Jr. and Landry rank among the best in multiple categories.

2014-19 NFL RECEIVING LEADERS: REC (2014 DRAFT CLASS)

	Player	G	Rec
1.	Jarvis Landry	92	546
2.	Mike Evans	89	461
2t.	Odell Beckham Jr.	71	447

2014-19 NFL RECEIVING LEADERS: YDS (2014 DRAFT CLASS)

	Player	G	Yds
1.	Mike Evans	89	7,199
2.	Odell Beckham Jr.	71	6,281
3.	Jarvis Landry	92	5,933

2014-19 NFL RECEIVING LEADERS: TGT (2014 DRAFT CLASS)

	Player	G	Tgt
1.	Mike Evans	89	834
2.	Jarvis Landry	92	827
3.	Odell Beckham Jr.	71	725

2014-19 NFL RECEIVING LEADERS: TD (2014 DRAFT CLASS)

	Player	G	TD
1.	Mike Evans	89	47
2.	Odell Beckham Jr.	71	46
3.	Davante Adams	82	42
4.	Brandin Cooks	84	33
5t.	Sammy Watkins	72	31
5t.	Jarvis Landry	92	31
5t.	Allen Robinson	68	31

2014-19 NFL RECEIVING LEADERS: YDS/G (2014 DRAFT CLASS)

	Player	G	Yds/G
1.	Odell Beckham Jr.	71	88.5
2.	Mike Evans	89	80.9
3.	Brandin Cooks	84	66.7
4.	Allen Robinson	68	65.5
5.	Jarvis Landry	92	64.5

2014-19 NFL SCORING LEADERS: PTS (2014 DRAFT CLASS)

	Player	G	Pts
1.	Mike Evans	89	296
2.	Odell Beckham Jr.	71	276
3.	Davante Adams	82	260
4.	Devonta Freeman	73	240
5.	Brandin Cooks	84	212
6.	Jarvis Landry	92	208
7.	Carlos Hyde	76	200
8.	Allen Robinson	68	190
9.	Sammy Watkins	72	186
10t.	Jeremy Hill	55	182
10t.	James White	74	182

2014-19 NFL YARDAGE LEADERS: SCRIMM YDS (2014 DRAFT CLASS)

	Player	G	Scrim Yds
1.	Mike Evans	89	7,199
2.	Odell Beckham Jr.	71	6,365
3.	Jarvis Landry	92	6,122
4.	Brandin Cooks	84	5,886
5.	Devonta Freeman	73	5,638

2014-19 NFL YARDAGE LEADERS: ALL-PURPOSE YDS (2014 DRAFT CLASS)

	Player	G	A-P Yds
1.	Jarvis Landry	92	8,218
2.	Mike Evans	89	7,196
3.	Odell Beckham Jr.	71	6,702
4.	Brandin Cooks	84	5,947
5.	Devonta Freeman	73	5,638

BIG-PLAY OBJ

Beckham Jr.'s 85 catches of 20-plus yards since 2014 rank tied for seventh in the league since that time, despite playing in at least six fewer games than the rest of the top-10 players in the category.

2014-19 NFL RECEIVING LEADERS: REC (20+)

	Player	20+
1.	Julio Jones	144
2.	Antonio Brown	111
3.	DeAndre Hopkins	108
4.	Mike Evans	107
5.	T.Y. Hilton	106
6.	Travis Kelce	87
7t.	Odell Beckham Jr.	85
7t.	Brandin Cooks	85
9.	Emmanuel Sanders	80
10.	Rob Gronkowski	79

10 TO A HUNDRED

Among all active players, Beckham Jr.'s seven games with a minimum of 10 receptions for 100 yards rank tied for eighth.

ALL-TIME NFL RECEIVING LEADERS: GAMES WITH 10+ REC AND 100+ YDS (ACTIVE)

	Player	Tot
1.	Julio Jones	16
2t.	Larry Fitzgerald	12
2t.	Michael Thomas	12
4t.	Keenan Allen	10
4t.	A.J. Green	10
6t.	Zach Ertz	9
6t.	DeAndre Hopkins	9
8t.	Odell Beckham Jr.	7
8t.	Amari Cooper	7
10.	Jason Witten	6

5+1

With 25 games of five-plus catches and at least one touchdown reception, Beckham Jr. ranks fifth in that span.

2014-19 NFL RECEIVING LEADERS: GAMES WITH 5+ REC AND 1+ TDs

	Player	Tot
1.	Antonio Brown	39
2.	DeAndre Hopkins	30
3.	Mike Evans	29
4.	Julio Jones	27
5.	Odell Beckham Jr.	25
6t.	Jarvis Landry	23
6t.	Travis Kelce	23
6t.	Demaryius Thomas	23
9t.	Davante Adams	22
9t.	A.J. Green	22
9t.	Rob Gronkowski	22
9t.	Michael Thomas	22

In the same category, Beckham Jr. ranks tied for second in number of games with at least five catches and at least a pair of receiving touchdowns.

2014-19 NFL RECEIVING LEADERS: GAMES WITH 5+ REC AND 2+ TDs

	Player	Tot
1.	Antonio Brown	14
2.	DeAndre Hopkins	8
3t.	Odell Beckham Jr.	8
3t.	Mike Evans	8
5t.	Jordy Nelson	7
5t.	Davante Adams	7
7t.	Brandin Cooks	6
7t.	Tyreek Hill	6
7t.	Julio Jones	6
7t.	Jordan Reed	6
7t.	Allen Robinson	6
7t.	Emmanuel Sanders	6
7t.	Sammy Watkins	6

BROWNS ROOKIE PRO BOWLERS

• Denzel Ward	CB	2018
• Joe Thomas	OL	2007
• Chip Banks	LB	1983
• Greg Pruitt	KR	1973
• Paul Warfield	WR	1965
• Jim Brown	RB	1957

JUST PASSING BY

With 126 career passing yards, Beckham Jr. is third in the NFL since 2014 among non-QBs and is tied for second in passing touchdowns (two).

2014-19 NFL PASSING LEADERS: YDS (NON-QBs)

	Player	Yds
1.	Johnny Hekker	137
2.	Mohamed Sanu	135
3.	Odell Beckham Jr.	126
4.	Julian Edelman	90
5.	Jarvis Landry	72

2014-19 NFL PASSING LEADERS: TDs (NON-QBs)

	Player	TD
1.	Mohamed Sanu	3
2t.	Odell Beckham Jr.	2
2t.	Cecil Shorts	2
2t.	Tarik Cohen	2

FIRST 60

After playing his 60th career game in Week 1, Beckham Jr. became the all-time leading WR in receptions (397) in a player's first 60 games. Michael Thomas broke the record in Week 10 this season.

ALL-TIME NFL RECEIVING LEADERS: MOST REC IN FIRST 60 CAREER GAMES

	Player	Years	G	Rec
1.	Michael Thomas	2016-19	58	425
2.	Odell Beckham Jr.	2014-19	60	397
3.	Lionel Taylor	1960-64	60	386
4t.	Anquan Boldin	2003-07	60	372
4t.	Julio Jones	2011-15	60	372
6.	Jarvis Landry	2014-17	60	368

ALL-TIME NFL RECEIVING LEADERS: MOST REC YDS IN FIRST 60 CAREER GAMES

	Player	Years	G	Yds
1.	Lance Alworth	1962-67	60	5,907
2.	Charley Hennigan	1960-64	60	5,791
3.	Julio Jones	2011-15	60	5,575
4.	Odell Beckham Jr.	2014-19	60	5,547
5.	Randy Moss	1998-01	60	5,199

ALL-TIME NFL RECEIVING LEADERS: MOST TDs IN FIRST 60 CAREER GAMES

	Player	Years	G	TD
1.	Lance Alworth	1962-67	60	55
2t.	Randy Moss	1998-01	60	51
2t.	Rob Gronkowski	2010-14	60	51
4.	Jerry Rice	1985-88	60	49
5.	Sonny Randle	1959-64	60	47
6t.	Odell Beckham Jr.	2014-19	60	44
6t.	Art Powell	1960-64	60	44

ALL-TIME NFL RECEIVING LEADERS: 100-YDS REC IN FIRST 60 CAREER GAMES

	Player	Tot
1.	Lance Alworth	28
2.	Charley Hennigan	27
3.	Julio Jones	25
4.	Odell Beckham Jr.	24
5.	Randy Moss	22

ALL-TIME NFL RECEIVING LEADERS: 125-YDS REC IN FIRST 60 CAREER GAMES

	Player	Tot
1.	Lance Alworth	19
2.	Odell Beckham Jr.	16
3t.	Julio Jones	15
3t.	Randy Moss	15
5t.	Isaac Bruce	12
5t.	Charley Hennigan	12
5t.	Art Powell	12

FIRST 70

After playing in his 70th career game in Week 12, Beckham Jr. cemented himself as a top all-time WR in the category.

ALL-TIME NFL RECEIVING LEADERS: MOST REC IN FIRST 70 CAREER GAMES

	Player	Years	G	Rec
1.	Lionel Taylor	1960-65	70	442
2t.	Odell Beckham Jr.	2014-19	70	442
2.	Julio Jones	2011-16	70	438
4.	Jarvis Landry	2014-18	70	431
5.	Anquan Boldin	2003-08	70	427
6.	Michael Thomas	2016-19	58	425
7.	Keenan Allen	2013-18	70	420
8.	Larry Fitzgerald	2004-08	70	397
9.	Kellen Winslow	1979-84	70	391
10.	Antonio Brown	2010-14	70	390

ALL-TIME NFL RECEIVING LEADERS: MOST REC YDS IN FIRST 70 CAREER GAMES

	Player	Years	G	Yds
1.	Lance Alworth	1962-68	70	6,902
2.	Julio Jones	2011-16	70	6,718
3.	Charley Hennigan	1960-65	70	6,427
4.	Odell Beckham Jr.	2014-19	70	6,252
5.	Art Powell	1960-65	70	5,975
6.	Jerry Rice	1985-89	70	5,924
7.	Randy Moss	1998-02	70	5,800
8.	A.J. Green	2011-15	70	5,722
9.	Torry Holt	1999-03	70	5,692
10.	Anquan Boldin	2003-08	70	5,680

ALL-TIME NFL RECEIVING LEADERS: MOST TDs IN FIRST 70 CAREER GAMES

	Player	Years	G	TD
1.	Lance Alworth	1962-68	70	64
2.	Jerry Rice	1985-89	70	62
3.	Rob Gronkowski	2010-15	70	59
4.	Art Powell	1960-65	70	56
5t.	Randy Moss	1998-02	70	55
5t.	Sonny Randle	1959-65	70	55
7.	Dez Bryant	2010-14	70	50
8t.	Odell Beckham Jr.	2014-19	70	46
8t.	Jimmy Graham	2010-14	70	46
10.	Charley Hennigan	1960-65	70	45

ALL-TIME NFL RECEIVING LEADERS: 100-YDS REC IN FIRST 70 CAREER GAMES

	Player	Tot
1.	Lance Alworth	32
2.	Julio Jones	30
3.	Charley Hennigan	28
4.	Odell Beckham Jr.	26
5.	Demaryius Thomas	25
6t.	Randy Moss	24
6t.	Art Powell	24

Beckham Jr. is also third on the all-time list of 125-plus-yard receiving games in a players' first 70 games (17).

TWO TDs

With at least two receiving scores in 11 games since entering the league in 2014, Beckham Jr. ranks second in the NFL in that category in an active player's first six years. Since being drafted, he's also second to Antonio Brown's 15 games and is tied for fourth among all active players in the NFL. He also tied for seventh all time for most multi-touchdown games in a player's first 70 contests.

ALL-TIME NFL RECEIVING LEADERS: MULTI-TD GAMES IN A PLAYER'S FIRST SIX YEARS (ACTIVE)

	Player	Tot
1.	Jimmy Graham	12
2.	Odell Beckham Jr.	11
3t.	Larry Fitzgerald	10
3t.	Demaryius Thomas	10
5.	Mike Evans	9
6t.	DeAndre Hopkins	8
6t.	Julio Jones	8

2014-19 NFL RECEIVING LEADERS: MULTI-TD GAMES

	Player	Tot
1.	Antonio Brown	15
2.	Odell Beckham Jr.	11
3t.	DeAndre Hopkins	9
3t.	Mike Evans	9
5.	Jordy Nelson	8

ALL-TIME NFL RECEIVING LEADERS: MULTI-TD GAMES (ACTIVE)

Player	Tot
1. Larry Fitzgerald	19
2. Jimmy Graham	15
3t. Odell Beckham Jr.	11
3t. Julio Jones	11
3t. Demaryius Thomas	11
6. T.Y. Hilton	10

ALL-TIME NFL RECEIVING LEADERS: MULTI-TD GAMES IN FIRST 70 CAREER GAMES

Player	Tot
1. Jerry Rice	17
2. Art Powell	16
3t. Lance Alworth	14
3t. Rob Gronkowski	14
5t. Antonio Freeman	12
5t. Sonny Randle	12
7t. Odell Beckham Jr.	11
7t. Seven Others	11

FAST ACTING

Beckham Jr. recorded 143 receiving yards against the Atlanta Falcons in Week 7 last year, increasing his career total to 5,073, in his 54th career game. He became the second-fastest player to reach 5,000 receiving yards in NFL history, and the fastest in the Super Bowl era. Atlanta's Julio Jones held the previous Super Bowl era record at 56 games.

In Week 9 this season, Beckham Jr. reached 6,000 receiving yards in 67 career games, the third-fastest player to reach 6,000 career receiving yards in NFL history.

Only Pro Football Hall of Famer Lance Alworth (62 games) and Julio Jones (64) reached 6,000 yards in fewer games.

ALL-TIME NFL RECEIVING LEADERS: FEWEST GAMES TO REACH 5,000 REC YDS

Player	G
1. Lance Alworth	52
2. Odell Beckham Jr.	54
3. Julio Jones	56
4. Charley Hennigan	59
5. Randy Moss	59

ALL-TIME NFL RECEIVING LEADERS: FEWEST GAMES TO REACH 6,000 REC YDS

Player	G
1. Lance Alworth	62
2. Julio Jones	64
2. Odell Beckham Jr.	67

SEEING RED

Beckham Jr. has impressed in the red zone since entering the league in 2014, posting top marks in several receiving categories.

2014-19 NFL RECEIVING LEADERS: RED-ZONE TD

Player	TD
1. Davante Adams	32
2. Antonio Brown	31
3. Jimmy Graham	29
4. DeAndre Hopkins	28
5. Alshon Jeffery	27
6t. Jarvis Landry	26
6t. Mike Evans	26
6t. Antonio Gates	26
9t. Odell Beckham Jr.	25
9t. Travis Kelce	25
9t. Michael Thomas	25
9t. Larry Fitzgerald	25

2014-19 NFL RECEIVING LEADERS: RED-ZONE REC

Player	Rec
1. Jarvis Landry	65
2. Antonio Brown	64
3. Davante Adams	62
4. Demaryius Thomas	60
5. Larry Fitzgerald	57
6. Julian Edelman	55
7. Michael Thomas	54
8t. Travis Kelce	50
8t. DeAndre Hopkins	50
10. Kyle Rudolph	48
11t. Odell Beckham Jr.	47
11t. Emmanuel Sanders	47

2014-19 NFL RECEIVING LEADERS: RED-ZONE YDS

Player	Yds
1. Davante Adams	467
2. Demaryius Thomas	441
3. Larry Fitzgerald	430
4. Antonio Brown	421
5. Jarvis Landry	403
6. Travis Kelce	385
7. Julian Edelman	383
8. DeAndre Hopkins	381
9. Michael Thomas	373
10. Julio Jones	331
11. A.J. Green	330
12. Odell Beckham Jr.	329



80 | WR JARVIS LANDRY

CATCHING ON QUICKLY

With 481 career receptions through his fifth year, Landry broke the NFL record for most catches in the first five years of a career against the Ravens in Week 5 of 2018. In addition to shattering the record for most receptions through the first four years of a career in 2017 (400), Landry ranks second for most receptions during the first two years of a career (194) and tied for most in the first three years of a career (288) with Beckham Jr.

In Week 11, Landry broke DeAndre Hopkins' record for most receptions in the first six years of a player's career (528).

ALL-TIME NFL RECEIVING LEADERS: REC IN FIRST SIX YEARS OF A CAREER

	Player	Rec
1.	Jarvis Landry	546
2.	DeAndre Hopkins	528
3.	Antonio Brown	526
4.	Randy Moss	525
5.	Larry Fitzgerald	523
6.	Marvin Harrison	522
7.	Torry Holt	517
8.	Anquan Boldin	502
9.	Sterling Sharpe	501
10.	Julio Jones	497

LEADING LANDRY

Landry finished 2018 with 81 receptions for 976 yards and four touchdowns. After posting a league-best 112 receptions for 987 yards and a career-best nine touchdowns in 2017, Landry is seventh among all NFL players in receptions (258) since that time.

2017-19 NFL RECEIVING LEADERS: REC

	Player	G	Tgt	Rec
1.	Michael Thomas	44	428	339
2.	DeAndre Hopkins	43	457	297
3.	Keenan Allen	44	408	275
4.	Julio Jones	43	419	265
5.	Christian McCaffrey	44	333	262
6.	Zach Ertz	42	372	260
7.	Jarvis Landry	44	418	258
8.	Travis Kelce	43	372	254
9.	Larry Fitzgerald	44	356	239
10.	Davante Adams	37	365	237

TWO AT A TIME

Since Week 2 of his rookie season in 2014, Landry has caught at least two passes in 89 consecutive games. His streak is the best in the NFL since 2014 and is the longest that's active.

ALL-TIME NFL RECEIVING LEADERS: CONSECUTIVE GAMES WITH 2+ REC (ACTIVE STREAK)

	Player	Tot	Streak
1.	Jarvis Landry	91	Sept. 14, 2014-Pres.
2.	Odell Beckham Jr.	71	Oct. 5, 2014-Pres.
3.	Michael Thomas	59	Sept. 11, 2016-Pres.

ALL-TIME NFL RECEIVING LEADERS: CONSECUTIVE GAMES WITH 2+ REC

	Player	Tot	Streak
1.	Tim Brown	147	Oct. 10, 1993-Oct. 27, 2002
2.	Jerry Rice	146	Sept. 8, 1991-Sept. 9, 2001
3.	Antonio Brown	116	Oct. 23, 2011-Pres.
4.	Marvin Harrison	110	Oct. 20, 1996-Nov. 2, 2003
5.	Larry Fitzgerald	97	Nov. 21, 2004-Dec. 19, 2010
6t.	Jarvis Landry	91*	Sept. 14, 2014-Pres.
6t.	Cris Carter	91	Dec. 21, 1991-Dec. 7, 1997
8t.	Reggie Wayne	82	Sept. 13, 2009-Nov. 30, 2014
8t.	Larry Fitzgerald	82	Sept. 14, 2014-Oct. 20, 2019
10.	Marshall Faulk	81	Nov. 23, 1997-Sept. 14, 2003

*Active

1ST-AND-JUICE

Since 2014, Landry is sixth in the NFL in receptions caught for first downs (310).

2014-19 NFL RECEIVING LEADERS: 1ST-DOWN

	Player	G	Tgt	Rec	1st
1.	Julio Jones	88	914	588	430
2.	DeAndre Hopkins	91	927	562	402
3.	Antonio Brown	77	867	580	369
4.	Mike Evans	89	834	461	366
5.	Travis Kelce	91	679	478	311
6.	Jarvis Landry	92	827	546	310
7.	Larry Fitzgerald	90	755	518	300
8t.	Demaryius Thomas	89	788	482	290
8t.	T.Y. Hilton	84	701	410	290
10.	Odell Beckham Jr.	71	725	447	286

DOUBLE TROUBLE

Since his sophomore season in 2015, Landry has reeled in double-digit receptions in nine games, tied for the league's fifth-best total in that span. He's also caught 11 passes or more in four games, tied for sixth in the NFL.

2015-19 NFL RECEIVING LEADERS: GAMES WITH 10+ REC

	Player	Tot
1.	Antonio Brown	16
2.	Michael Thomas	15
3.	Julio Jones	11
4.	Zach Ertz	10
5t.	Jarvis Landry	9
5t.	Larry Fitzgerald	9
5t.	DeAndre Hopkins	9
8t.	Davante Adams	8
8t.	Keenan Allen	8
10t.	Amari Cooper	7
10t.	Christian McCaffrey	7

2015-19 NFL RECEIVING LEADERS: GAMES WITH 11+ REC

	Player	Tot
1.	Antonio Brown	9
2.	Michael Thomas	8
3.	Keenan Allen	7
4t.	Zach Ertz	6
4t.	Julio Jones	6
6t.	Jarvis Landry	4
6t.	Amari Cooper	4
6t.	Stefon Diggs	4
6t.	DeAndre Hopkins	4
6t.	Christian McCaffrey	4

THIRD DOWN'S A CHARM

Landry has proven to be a go-to target on third downs since 2017, with his 64 receptions being one of the best numbers in the league in that span—no different than when he entered the league in 2014.

2017-19 NFL RECEIVING LEADERS: 3RD-DOWN REC

	Player	G	Tgt	Rec
1.	Michael Thomas	44	110	79
2.	Keenan Allen	44	132	78
3.	DeAndre Hopkins	43	120	74
4t.	Julio Jones	43	112	72
4t.	Adam Thielen	40	115	72
6.	Jarvis Landry	44	109	64
7t.	James White	41	92	62
7t.	Cooper Kupp	35	92	62
9t.	Golden Tate	38	100	61
9t.	Larry Fitzgerald	44	105	61

2016-19 NFL RECEIVING LEADERS: 3RD-DOWN REC

	Player	G	Tgt	Rec
1.	DeAndre Hopkins	59	169	102
2.	Michael Thomas	59	137	96
3.	Adam Thielen	56	144	92
4.	Jarvis Landry	60	144	90
5.	Larry Fitzgerald	60	144	85

2015-19 NFL RECEIVING LEADERS: 3RD-DOWN REC

	Player	G	Tgt	Rec
1.	DeAndre Hopkins	75	221	132
2.	Julio Jones	73	177	112
3t.	Jarvis Landry	76	187	111
3t.	Antonio Brown	61	186	111
5.	Golden Tate	70	182	110

2014-19 NFL RECEIVING LEADERS: 3RD-DOWN REC

	Player	G	Tgt	Rec
1.	DeAndre Hopkins	91	260	155
2.	Antonio Brown	77	240	147
3.	Golden Tate	86	231	144
4.	Julio Jones	88	224	140
5.	Jarvis Landry	92	216	133
6.	Demaryius Thomas	89	223	127
7.	Larry Fitzgerald	90	209	123
8t.	Odell Beckham Jr.	71	204	122
8t.	Travis Kelce	91	173	122
10.	Mike Evans	89	228	120

26

Landry celebrated his 27th birthday on Nov. 28, but before that, he became first all time in receptions by a player who is 26 or younger (540). He's also ranked fourth by a player who is 25 or younger (400) and tied for fifth with Beckham Jr. by a player who is 24 or younger (288).

TOP TIER

Since entering the league in 2014, Landry ranks among the NFL's best in the following categories:

2014-19 RECEIVING LEADERS: REC

	Player	Rec
1.	Julio Jones	588
2.	Antonio Brown	580
3.	DeAndre Hopkins	562
4.	Jarvis Landry	546
5.	Larry Fitzgerald	518
6t.	Demaryius Thomas	482
6t.	Golden Tate	482
8.	Travis Kelce	478
9.	Zach Ertz	471
10.	Mike Evans	461
11.	Odell Beckham Jr.	447

2014-19 RECEIVING LEADERS: TGT

	Player	Tgt
1.	DeAndre Hopkins	927
2.	Julio Jones	914
3.	Antonio Brown	867
4.	Mike Evans	834
5.	Jarvis Landry	827
6.	Demaryius Thomas	788
7.	Larry Fitzgerald	755
8.	Odell Beckham Jr.	725
9.	T.Y. Hilton	701
10.	Golden Tate	697

2014-19 RECEIVING LEADERS: REC/G

	Player	Rec/G
1.	Antonio Brown	7.5
2.	Michael Thomas	7.3
3.	Julio Jones	6.7
4.	Julian Edelman	6.5
5t.	Odell Beckham Jr.	6.3
5t.	Keenan Allen	6.3
7.	DeAndre Hopkins	6.2
8.	Christian McCaffrey	6
9.	Jarvis Landry	5.9
10.	Larry Fitzgerald	5.8

ON THE ROAD

With two 13-plus reception games in away stadiums for his career, Landry ties for No. 2 all time in the category. Landry's overall total number of games with double-digit receptions in the same category (seven) is tied for the 10th-best tally in NFL history.

5 AND 50

In his first six seasons, Landry has recorded at least five receptions and 50 receiving yards in 51 games. The tally is tied for fifth in the league since 2014.

2014-19 NFL RECEIVING LEADERS: GAMES WITH 5+ REC AND 50+ REC YDS.

	Player	Tot
1.	Julio Jones	67
2.	DeAndre Hopkins	63
3.	Antonio Brown	61
4.	Demaryius Thomas	53
5t.	Jarvis Landry	51
5t.	Larry Fitzgerald	51
7.	Odell Beckham Jr.	47
8t.	Mike Evans	46
8t.	Travis Kelce	46
10.	Golden Tate	45

YAC ATTACK

Landry, along with Beckham Jr., have been two of the league's most-elite receivers in yards after catch since they entered the NFL in 2014.

2014-19 NFL RECEIVING LEADERS: YAC (MIN. 200 REC)

	Player	YAC
1.	Travis Kelce	2,918
2.	Julio Jones	2,734
3.	Jarvis Landry	2,699
4.	Golden Tate	2,681
5.	Antonio Brown	2,592
6.	Randall Cobb	2,280
7.	Odell Beckham Jr.	2,204
8.	Larry Fitzgerald	2,009
9.	T.Y. Hilton	1,997
10.	DeAndre Hopkins	1,920

JARVIS IN NOVEMBER

Last month, Landry led all NFL players with five receiving touchdowns and led all AFC players with 35 receptions. He also finished third among AFC players with 415 receiving yards and became the first Brown with a touchdown catch in four consecutive games since Gary Barnidge in 2015 and the first Browns WR to accomplish the feat since Josh Gordon in 2013. Landry Helped lead the Browns to a 3-2 record in the month of November, the team's most wins in November since 2014.

ROAD RAGE

Landry, combined with Beckham Jr., have produced some of the league's best receiving numbers on the road since 2014.

2014-19 NFL RECEIVING LEADERS: YDS (AWAY)

	Player	Yds
1.	Julio Jones	4,470
2.	DeAndre Hopkins	3,920
3.	Mike Evans	3,898
4.	Antonio Brown	3,725
5.	Jarvis Landry	3,060
6.	T.Y. Hilton	3,057
7.	Travis Kelce	3,023
8.	Demaryius Thomas	2,980
9.	Odell Beckham Jr.	2,952
10.	Golden Tate	2,710

2014-19 NFL RECEIVING LEADERS: REC (AWAY)

	Player	Rec
1.	Julio Jones	311
2.	Jarvis Landry	297
3.	Antonio Brown	290
4.	DeAndre Hopkins	286
5.	Demaryius Thomas	243
6.	Travis Kelce	238
7.	Larry Fitzgerald	237
8.	Golden Tate	233
9.	Mike Evans	232
10.	Davante Adams	218
11.	Odell Beckham Jr.	215

2014-19 NFL RECEIVING LEADERS: TD (AWAY)

	Player	TD
1	Mike Evans	27
2.	Davante Adams	23
3t.	Odell Beckham Jr.	22
3t.	Antonio Brown	22

2014-19 NFL RECEIVING LEADERS: REC/G (AWAY)

	Player	Rec/G
1.	Antonio Brown	7.3
2.	Michael Thomas	7.1
3.	Julio Jones	6.9
4.	Julian Edelman	6.6
5.	Jarvis Landry	6.5
6.	DeAndre Hopkins	6.4
7.	Odell Beckham Jr.	6.1

2014-19 NFL RECEIVING LEADERS: 1ST DOWNS (AWAY)

	Player	1st
1.	Julio Jones	216
2.	DeAndre Hopkins	205
3.	Mike Evans	192
4.	Antonio Brown	179
5.	Jarvis Landry	162
6.	Alshon Jeffery	156
7.	Travis Kelce	148
8.	Demaryius Thomas	146
9.	Odell Beckham Jr.	139

A HANDFUL OF CATCHES

Landry has registered at least five catches in 64 career games, tying him for the best mark all time among players in their first six seasons. Additionally, he's fourth in the NFL since 2014, behind Brown (65), Jones (68) and Hopkins (70).

2014-19 NFL RECEIVING LEADERS: GAMES WITH 5+ REC

	Player	Tot
1.	DeAndre Hopkins	71
2.	Julio Jones	68
3.	Antonio Brown	65
4.	Jarvis Landry	64
5.	Demaryius Thomas	60

ALL-TIME NFL RECEIVING LEADERS: GAMES WITH 5+ REC (FIRST SIX YEARS)

	Player	Tot
1t.	Jarvis Landry	64
1t.	DeAndre Hopkins	63
3.	Antonio Brown	61
4t.	Larry Fitzgerald	59
4t.	Torry Holt	59
6t.	Randy Moss	58
6t.	Sterling Sharpe	58
8.	Marvin Harrison	57
9.	A.J. Green	56
10t.	Julio Jones	55
10t.	Brandon Marshall	55

500 CLUB

With 546 career receptions, Landry is one of just five players to have 500-plus catches since 2014, including Antonio Brown (580), Julio Jones (588), Larry Fitzgerald (518) and DeAndre Hopkins (562).

ELITE COMPANY

After playing in his 85th career game in Week 5, Landry totaled 503 receptions in his six-year career, joining the likes of Anquan Boldin (80), Julio Jones (80) and Antonio Brown (84) as the only players in NFL history to reach 500 catches in 85 games or fewer.

Landry was 26 years, 313 days old when he reached 500 receptions. Just two other players reached 500 receptions at a younger age in league history: Larry Fitzgerald (26 years, 90 days) and DeAndre Hopkins (26 years, 192 days).



6 | QB BAKER MAYFIELD

TOSSING A STREAK

Mayfield became the first Browns QB since Bernie Kosar (1986-87) to throw for at least one touchdown in 18 consecutive games. He threw at least one touchdown pass in each of his first 17 career starts and joined Pro Football Hall of Famer Kurt Warner (1999) as the only QBs in the Super Bowl era with a touchdown pass in each of his first 17 career starts.

MOST CONSECUTIVE STARTS WITH A TOUCHDOWN PASS TO BEGIN AN NFL CAREER

Player	Years	Tot
1. Kurt Warner	1999-2000	23
2. Baker Mayfield	2018-19	17
3. Brad Johnson	1996-97	15

ALL-TIME BROWNS PASSING LEADERS: MOST CONSECUTIVE GAMES WITH A TOUCHDOWN PASS

Player	Years	Tot
1. Frank Ryan	1965-67	23
2t. Baker Mayfield	2018-19	18
2t. Milt Plum	1959-61	18
4. Bernie Kosar	1986-87	17
5. Bill Nelsen	1969-70	14

ON THE MONEY

In the third quarter of Week 2, Mayfield connected with Beckham Jr. for an 89-yard touchdown. It was the fourth-longest pass play in Browns history and the team's longest since QB Brandon Weeden connected with WR Josh Gordon for 95 yards on Dec. 1, 2013.

Additionally, it tied Vinny Testaverde for the longest pass completed by a No. 1 overall pick (ninth) and was the sixth-longest touchdown pass completed by a No. 1 overall pick in history.

X2

Dating back to last season, Mayfield is 10th in Browns history in games with at least two touchdown passes.

ALL-TIME BROWNS PASSING LEADERS: GAMES WITH 2+ TD PASSES

Player	Tot
1. Brian Sipe	42
2. Frank Ryan	40
3. Bernie Kosar	37
4. Otto Graham	26
5. Tim Couch	20
6. Bill Nelsen	19
7. Milt Plum	18
8. Vinny Testaverde	15
9. Derek Anderson	14
10. Baker Mayfield	12

ALL-TIME BROWNS PASSING LEADERS: GAMES WITH 2+ TD PASSES IN FIRST TWO YEARS

Player	Tot
1t. Baker Mayfield	12
1t. Derek Anderson	12
3. Brandon Weeden	7
4t. Tim Couch	6
4t. Bernie Kosar	6

THROUGH 12

Through the first 12 games of the season, Mayfield's 2,917 passing yards are fifth in that span by a Browns QB.

ALL-TIME BROWNS PASSING LEADERS: YDS THROUGH THE FIRST 11 GAMES OF A SEASON

Player	Year	Yds
1. Brian Sipe	1980	3,159
2. Brian Sipe	1981	3,126
3. Derek Anderson	2007	3,062
4. Brian Hoyer	2014	3,056
5. Bernie Kosar	1986	2,938
6. Baker Mayfield	2019	2,917



23 | S DAMARIOUS RANDALL

TRIPLE THREAT

Entering his fifth year, S Damarious Randall has recorded at least three interceptions in each of his first four NFL seasons, making him just one of three active players to have done so.

ALL-TIME NFL DEFENSIVE LEADERS: 3+ INT IN FIRST 4 SEASONS (ACTIVE)

Player	Years
Damarious Randall	2015-18
Richard Sherman	2011-14
Marcus Peters	2015-18

Additionally, Randall and Peters are the only current players to have three or more interceptions a season from 2015-18. He also tied for the second-most seasons since 2015 (two) with four-plus interceptions.

ALL-TIME NFL DEFENSIVE LEADERS: 3+ INT IN FIRST 5 SEASONS (ACTIVE)

Player	No
1. Marcus Peters	5
2t. Damarious Randall	4
2t. Joe Haden	4
2t. Dominique Rodgers-Cromartie	4
2t. Richard Sherman	4
2t. Tramon Williams	4

2015-19 NFL DEFENSIVE LEADERS: INT (ACTIVE)

Player	G	Int
1. Marcus Peters	73	27
2. Darius Slay	70	17
3t. Stephon Gilmore	68	16
3t. Kevin Byard	60	16
5t. Janoris Jenkins	67	15
5t. Ha Ha Clinton-Dix	76	15
7t. Damarious Randall	61	14
7t. Micah Hyde	74	14
7t. Duron Harmon	76	14
7t. Earl Thomas	57	14
7t. Kyle Fuller	60	14

QUICK TO PICK

With 14 career interceptions in 52 career starts, Randall ranks tied for No. 2 in picks among active players who have started 51 or fewer career contests.

NFL DEFENSIVE LEADERS: INT IN 50 OR FEWER STARTS (ACTIVE)

Player	GS	Int
1. Duron Harmon	25	17
2. Kevin Byard	51	16
3. Damarious Randall	52	14

BROWNS ONLINE MEDIA CENTER


The Browns PR staff invites media members to utilize the newly launched Browns Media Center available at browns.1rmg.com.

The online media center is designed to better assist media in their coverage of the Browns. Materials provided by the Browns PR Department on the site include the media schedule, training camp information, transcripts and press releases, feature clips, roster and bios, transactions, press conferences, a photo portal, media request/question link, Browns community information, artwork/logo pack, credential request link, twitter feed and 2019 game-by-game informational breakdown (each week's game release, depth chart, flip card, injury report, game summary, game notes and postgame quotes).

Additionally, there is an archive for information from past seasons.

All information is available to view, download and print on the site and is available via desktop or mobile platform. We encourage you to bookmark the page and familiarize yourself with its benefits.

If you have any questions, please contact a member of the Browns PR staff.



53 | LB JOE SCHOBERT

SCHO OFF

Since 2017, LB Joe Schobert has been one of the NFL's toughest defenders to get past, totaling 348 tackles (fourth).

2017-19 NFL DEFENSIVE LEADERS: TOT TACKLES

Player	Tot
1. Blake Martinez	404
2. Bobby Wagner	386
3. Luke Kuechly	358
4. Joe Schobert	348
5. Demario Davis	333
6. Tahir Whitehead	318
7. Eric Kendricks	316
8. Jaylon Smith	314
9. Lavonte David	311
10. Landon Collins	297

This season, Schobert's 103 total tackles place him tied for seventh in the league. Also, in Week 4, he tied for the most tackles (16) in a game by a Browns player since Christian Kirksey in 2017.

2019 NFL DEFENSIVE LEADERS: TOT TACKLES

Player	Tot
1. Blake Martinez	118
2. Jordan Hicks	116
3. Bobby Wagner	115
4. Jaylon Smith	112
5. Budda Baker	110
6. K.J. Wright	104
7t. Joe Schobert	103
7t. Luke Kuechly	103
9t. Landon Collins	102
9t. Cory Littleton	102

Schobert is currently the only 2019 player in the NFL to have at least 100 total tackles, two sacks, four interceptions and two forced fumbles. Additionally, he's just one of five players all time to have recorded those numbers (first since 2015) and is the first player in history to have notched those statistics in just the first 12 games of a season.

NOT YOUR AVERAGE JOE

Through the first four years of a Browns player's career, Schobert already ranks third with 364 total tackles. Additionally, his seven forced fumbles are tied for first, while his 20 passes defended (first) and his 8.5 sacks (tied for seventh) are both top-10 marks by a Browns linebacker in the same category. His six career interceptions also rank No. 1.

ALL-TIME BROWNS DEFENSIVE LEADERS: TOT TACKLES IN FIRST FOUR YEARS

Player	Tot
1. Christian Kirksey	409
2. D'Qwell Jackson	400
3. Joe Schobert	364

ALL-TIME BROWNS DEFENSIVE LEADERS: FF IN FIRST FOUR YEARS

Player	Tot
1t. Joe Schobert	7
1t. Courtney Brown	7
1t. Kamerion Wimbley	7
1t. Jabaal Sheard	7
5t. Myles Garrett (third year)	5
5t. Daylon McCutcheon	5
5t. T.J. Ward	5
5t. Kaluka Maiava	5
5t. Wali Rainer	5

ALL-TIME BROWNS DEFENSIVE LEADERS: PD IN FIRST FOUR YEARS (LB)

Player	Tot
1. Joe Schobert	20
2. Andra Davis	19
3. Craig Robertson	15
4t. Christian Kirksey	11
4t. Barkevious Mingo	11
4t. D'Qwell Jackson	11

ALL-TIME BROWNS DEFENSIVE LEADERS: SACKS IN FIRST FOUR YEARS (LB)

Player	Tot
1. Kamerion Wimbley	26.5
2. Chip Banks	23
3. Christian Kirksey	11.5
4. Marcus Benard	11
5. Chaun Thompson	9.5
6. Joe Schobert	8.5

ALL-TIME BROWNS DEFENSIVE LEADERS: INT IN FIRST FOUR YEARS

Player	Tot
1t. Joe Schobert	6
1t. Craig Robertson	6

Schobert is currently the only player in NFL with 300-plus tackles (342), two-plus interceptions (six), five-plus sacks (eight) and five-plus forced fumbles (seven) since 2017.

NOT YOUR AVERAGE JOE

Schobert had a career month in November, leading all NFL players with four interceptions and became the sixth LB in NFL history to have at least two interceptions in consecutive games and the first to accomplish the feat since Cato June in 2005. He also became the fourth LB in NFL history to record four interceptions in the month of November and first since Stan White in 1975. During 21-7 victory against Pittsburgh, became first NFL linebacker with a sack and two picks in a game since Lavonte David in 2013.

HAMMER TIME

Rookie P Jamie Gillan ranks top 10 in the NFL in punts inside the 20 (24).

2019 NFL PUNTING LEADERS: I20

	Player	I20
1.	Brett Kern	33
2.	Jake Bailey	31
3t.	Michael Dickson	26
3t.	Corey Bojorquez	26
5.	Kevin Huber	25
6t.	Jamie Gillan	24
6t.	Sam Martin	24
6t.	Thomas Morstead	24
6t.	Colby Wadman	24
10.	Tress Way	22

2019 AWARDS AND HONORS

RB NICK CHUBB

- AFC Offensive Player of the Week (Week 4)
- FedEx Ground Player of the Week (Week 4)
- 2019 Art Rooney Sportsmanship Award Nominee

GM JOHN DORSEY

- 2019 Salute to Service Team Nominee

P JAMIE GILLAN

- AFC Special Teams Player of the Week (Week 2)
- AFC Special Teams Player of the Month (September)

LB JOE SCHOBERT

- AFC Defensive Player of the Week (Week 12)

LB MACK WILSON

- Maurice Bassett Award (most outstanding rookie in training camp as voted by local media)

HOW TO LISTEN TO THE BROWNS

ESPN 850 WKNR, 92.3 THE FAN WKRK AND THE UNIVERSITY HOSPITALS CLEVELAND BROWNS RADIO NETWORK

Game Day Programming


- Cleveland Browns Game Day (begins four hours before kickoff)
- Cleveland Browns Kickoff Show (begins two hours before kickoff)
- Cleveland Browns football (game broadcast)
- LA MEGA 87.7 FM (Spanish radio game broadcast)
- The Official Postgame Show, presented by Serpentine Chevrolet (following the game's conclusion)

Weekly Programming

- The Cleveland Browns Preview Show (Wednesdays in season, 7-8 p.m.)
- The Freddie Kitchens Show (Thursdays in season, 7-8 p.m.)
- Cleveland Browns Daily, presented by JACK (Monday-Friday, 1-3 p.m.) ESPN 850 WKNR

Akron	WAKR	1590 AM
Akron	WONE	97.5 FM
Canton	WHBC	1480 AM
Canton	WHBC-FM	94.1 FM
Celina	WKKI	94.3 FM
Cleveland	WKNR*	850 AM
Cleveland	WKRK*	92.3 FM
Cleveland	WNCX*	98.5 FM
Columbus	WTOH	98.9 FM
Dover	WJER	1450 AM
Erie (Pa.)	WRIE	1260 AM
Fostoria	WFOB	1430 AM
Geneva	WKKY	104.7 FM
Kenton	WKTN	95.3 FM
Lima	WWSR	93.1 FM
Mansfield	WRGM	1440 AM
Mansfield	WVNO-FM	97.3 FM
Marietta	WJAW	100.9 FM
Uhrichsville	WBTC	1540 AM
Uhrichsville	WBTC-FM	101.9 FM
Wheeling (W.Va.)	WKXX	1600 AM
Wheeling (W.Va.)	WKXX-FM	98.1 FM
Wooster	WQKT	104.5 FM
Youngstown	WHKZ	1440 AM

*Denotes gameday flagship stations

**HC | FREDDIE KITCHENS**

Freddie Kitchens initially joined the Browns as running backs/associate head coach on Jan. 24, 2018. He was promoted to offensive coordinator on Oct. 29, 2018 and named head coach on Jan. 9, 2019.

An assistant coach for 20 years on the college and professional levels prior to being named the Browns' 17th full-time head coach, Kitchens had the opportunity to learn and coach with some of the best to coach the game of football. Kitchens was a graduate assistant at LSU in 2000 under head coach Nick Saban and later broke into the NFL with the Dallas Cowboys in 2006 under Pro Football Hall of Fame head coach Bill Parcells. Kitchens was one of six assistants on that 2006 Cowboys staff who went on to become an NFL head coach (Anthony Lynn, Todd Haley, Tony Sparano, Mike Zimmer and Todd Bowles).

A firm believer that football is more than just X's and O's, Kitchens' core beliefs are about trust, respect and the team over any individual. Kitchens used this philosophy when building his first coaching staff. He wanted a cohesive unit that bases everything on one thing - winning football games. He hired former head coach Steve Wilks as defensive coordinator, offensive guru Todd Monken as offensive coordinator, veteran special teams coach Mike Priefer as special teams coordinator and seasoned offensive line coach James Campen as offensive line/associate head coach.

In 2018, Kitchens took over as Browns' offensive coordinator following Week 9 and helped the team to a dramatic turnaround. During the second half of the season, the Browns finished among the league leaders in several categories including yards per game (fourth with 395.1), passing touchdowns (tied for fourth with 19) and total touchdowns (tied for sixth with 25). Cleveland surrendered just five sacks during the second half of the season - by far the lowest of any team in the league - compared to 33 in the first half. The Browns also scored touchdowns on 19 of 24 trips to the red zone en route to posting a 5-3 record over the final eight weeks.

Kitchens played a key role in the development of several rookies, including QB Baker Mayfield. The No. 1 overall pick set an NFL rookie record with 27 touchdown passes and finished sixth in NFL rookie passing yards with 3,725, despite starting just 13 games. On the ground, RB Nick Chubb set a Browns rookie record with 996 yards, including recording the longest rush in Browns history and the second-longest run by rookie in NFL history (92 yards vs. Atlanta on Nov. 11). In addition, G Joel Bitonio was selected to his first career Pro Bowl and WR Jarvis Landry was named to his fourth Pro Bowl.

Prior to the Browns, Kitchens spent 11 seasons with the Arizona Cardinals. He spent 2017 as running backs coach. He was also quarterbacks coach for four years (2013-16) and tight ends coach for six seasons (2007-12).

In 2017, Arizona acquired Adrian Peterson during a midseason trade. Peterson, who ranks 12th on the NFL all-time rushing list, led the Cardinals in rushing yards despite playing just six games.

"Benjamin E. Mays had a quote, 'those who start behind in the game of life must run faster to catch up.' I have been running fast my whole life. I think that is going to carry over into this program. I think the program of the football team, the product that you put on the field, is in direct correlation of how the coach is. That is the way I have been my whole life."

- FREDDIE KITCHENS INTRODUCTORY PRESS CONFERENCE, JAN. 14, 2019

During his time as quarterbacks coach, Kitchens helped Carson Palmer establish multiple single-season team records, including passing yards (4,671), touchdown passes (35) and passer rating (104.6). Palmer also became the only player in Cardinals history to throw for 4,000 yards in multiple seasons (2013, 2015-16). In 2015, the Cardinals had the top-ranked offense in the NFL for the first time in team history and set numerous single-season team records including points (489), touchdowns (59), touchdown passes (35), total net yards (6,533) and first downs (373).

In his final season as tight ends coach, Rob Housler recorded 42 receptions, the third-highest figure by a tight end in Cardinals history. In 2007, Arizona finished tied for fourth in the league with 32 passing touchdowns with eight coming from the tight end group.

Kitchens began his NFL coaching career in 2006 as the tight ends coach with the Dallas Cowboys. In 2006, Kitchens worked with Jason Witten, who was selected to the Pro Bowl.

Prior to the NFL, Kitchens spent seven years coaching on the college level with stops at Mississippi State (2004-05), North Texas (2001-03), Louisiana State (2000) and Glenville State (1999).

A three-year starter at quarterback for the University of Alabama (1995-97), Kitchens finished his playing career with 4,668 yards and 30 touchdown passes for the Crimson Tide. He finished his collegiate career ranked third in school history in career attempts, fourth in career passing yards and fifth in career completions. Kitchens also played baseball at Alabama his freshman and senior seasons, but a pectoral injury forced him to miss his sophomore and junior campaigns.

Kitchens returned to Alabama in April 2019 for a coaching clinic hosted by Nick Saban. As one of the featured speakers, Kitchens stressed that everyone has five choices in life – be bad at what you do, be average, be good, be excellent or be elite. He emphasized if you want to be excellent or elite, you have to have commitment, drive, focus and the passion to do things at a high level and hold yourself to a high standard.

A native of Gadsden, Ala., Kitchens earned high school All-America honors and was named Mr. Football in the state of Alabama his senior season.

Kitchens and his wife, Ginger, have two daughters, Bennett and Camden.



KITCHENS' BACKGROUND

1999	Glenville State College, offensive assistant
2000	Louisiana State University, graduate assistant
2001-03	North Texas University, running backs coach
2004	Mississippi State University, tight ends coach
2005	Mississippi State University, running backs coach
2006	Dallas Cowboys, tight ends coach
2007-12	Arizona Cardinals, tight ends coach
2013-16	Arizona Cardinals, quarterbacks coach
2017	Arizona Cardinals, running backs coach
2018	Cleveland Browns, running backs coach/associate head coach (first eight games)/ offensive coordinator (final eight games)
2019-	Cleveland Browns, head coach

THE KITCHEN STAFF

Steve Wilks (defensive coordinator); **Todd Monken** (offensive coordinator); **Mike Priefer** (special teams coordinator); **James Campen** (offensive line/associate head coach); **Al Holcomb** (run game coordinator/linebackers); **Stump Mitchell** (run game coordinator/running backs); **Joe Whitt** (pass game coordinator/secondary); **Jeff Blasko** (assistant offensive line); **Josh Christovich** (strength and conditioning assistant); **Doug Colman** (assistant special teams); **Jim Dray** (offensive quality control coach); **Alonso Escalante** (defensive quality control); **Monty Gibson** (strength and conditioning assistant); **Adam Henry** (wide receivers); **Ryan Hollern** (assistant to the head coach); **Larry Jackson** (head of strength and conditioning); **Chris Jones** (senior defensive assistant); **Dale Jones** (strength and conditioning assistant); **John Lilly** (tight ends); **Ryan Lindley** (quarterbacks); **Evan Marcus** (strength and conditioning coordinator); **Tosh Lupoi** (defensive line); **John Parrella** (assistant defensive line); **Tyler Tettleton** (offensive quality control coach); **DeWayne Walker** (defensive backs); **Jody Wright** (offensive assistant)

ALPHABETICAL ROSTER AS OF 12/3/2019

NO	NAME	POS	HT	WT	DOB	AGE	EXP	COLLEGE	HOMETOWN	HOW ACO	GP/GS/DNP/IA
91	Ankou, Eli	DT	6-3	325	6/8/94	25	3	UCLA	Orleans, Ontario	FA - '19	5/1/0/1
13	Beckham Jr., Odell	WR	5-11	198	11/5/92	27	6	Louisiana State	New Orleans, La.	Tr. (NYG) - '19	12/12/0/0
75	Bitonio, Joel	G	6-4	320	10/11/91	28	6	Nevada	Long Beach, Calif.	D2 - '14	12/12/0/0
86	Brown, Pharaoh	TE	6-6	258	5/4/94	25	2	Oregon	Lyndhurst, Ohio	FA - '18	9/6/0/3
90	Bryant, Brandin	DT	6-3	294	9/16/93	26	1	Florida Atlantic	Omaha, Neb.	FA - '19	2/0/0/0
31	Burris, Juston	S	6-0	212	8/4/93	26	4	North Carolina State	Raleigh, N.C.	W. (Oak.) - '19	10/7/0/1*
89	Carlson, Stephen	TE	6-4	240	12/12/96	22	R	Princeton	Jamestown, N.Y.	FA - '19	5/4/0/0
38	Carrie, T.J.	CB	6-0	204	7/28/90	29	6	Ohio	Antioch, Calif.	UFA (Oak.) - '18	12/6/0/0
24	Chubb, Nick	RB	5-11	227	12/27/95	23	2	Georgia	Cedartown, Ga.	D2b - '18	12/12/0/0
94	Cox, Bryan	DE	6-3	270	6/25/94	25	3	Florida	Ft. Lauderdale, Fla.	FA - '19	3/0/0/4*
55	Davis, Tae	LB	6-1	224	8/14/96	23	2	Chattanooga	Oxford, Ala.	W. (NYG)-'19	9/1/0/4*
79	Forbes, Drew	G	6-5	308	1/18/97	22	R	Southeast Missouri State	Bonne Terre, Mo.	D6 - '19	0/0/0/3
3	Gilbert, Garrett	QB	6-4	230	7/1/91	28	2	SMU	Austin, Texas	FA - '19	4/0/7/1
7	Gillan, Jamie	P	6-1	207	7/4/97	22	R	Arkansas Pine-Bluff	Leonardtown, Md.	FA - '19	12/0/0/0
97	Gustin, Porter	DE	6-5	257	2/8/97	22	R	Southern California	Elk Ridge, Utah	FA - '19	2/0/0/0
88	Harris, Demetrius	TE	6-7	230	7/29/91	28	6	Miwaukee	Jacksonville, Ark.	UFA (K.C.) - '19	12/5/0/0
49	Hassell, J.T.	S	5-11	200	8/14/95	24	R	Florida Tech	Titusville, Fla.	FA - '19	2/0/0/0
81	Higgins, Rashard	WR	6-1	198	10/7/94	25	4	Colorado State	Dallas, Texas	D5c - '16	7/1/1/4
25	Hilliard, Dontrell	RB	5-11	202	2/26/95	24	2	Tulane	Baton Rouge, La.	FA - '18	11/0/0/1
12	Hodge, KhaDarel	WR	6-2	205	1/3/95	24	2	Prairie View A&M	D'Lo, Miss.	W. (LAR) - '19	12/0/0/0
74	Hubbard, Chris	T	6-4	295	4/23/91	28	6	UAB	Columbus, Ga.	UFA (Pit.) - '18	11/11/0/1
47	Hughlett, Charley	LS	6-4	248	5/16/90	29	5	Central Florida	Tampa, Fla.	FA - '14	12/0/0/0
27	Hunt, Kareem	RB	5-11	216	8/6/95	24	3	Toledo	Willoughby, Ohio	FA - '19	4/0/0/0
34	Jackson, Robert	CB	6-2	207	12/8/93	26	1	UNLV	Fort Myers, Fla.	FA - '19	6/0/0/4
30	Johnson, D'Ernest	RB	5-10	208	2/27/96	23	1	South Florida	Immokalee, Fla.	FA - '19	12/0/0/0
72	Kush, Eric	G	6-4	317	9/9/89	30	7	California (Pa.)	Bridgeville, Pa.	UFA (Chi.) - '19	12/7/0/0
70	Lamm, Kendall	T	6-5	310	6/5/92	27	5	Appalachian State	Charlotte, N.C.	UFA (Hou.) - '19	2/0/0/10
80	Landry, Jarvis	WR	5-11	196	11/28/92	27	6	Louisiana State	Metairie, La.	Tr. (Mia.) - '18	12/12/0/0
6	Mayfield, Baker	QB	6-1	215	4/14/95	24	2	Oklahoma	Austin, Texas	D1a - '18	12/12/0/0
67	McCray, Justin	G	6-3	315	5/31/92	27	3	Central Florida	Miami, Fla.	Tr. (G.B.) - '19	11/3/1/0
39	Mitchell, Terrance	CB	5-11	191	5/17/92	27	6	Oregon	Sacramento, Calif.	UFA (K.C.) - '18	11/4/1/0
22	Murray, Eric	S	5-11	199	1/7/94	25	4	Minnesota	Riverside, Wis.	Tr. (K.C.) - '19	7/3/0/5
65	Ogunjobi, Larry	DT	6-3	305	6/3/94	25	3	Charlotte	Greensboro, N.C.	D3 - '17	11/11/0/0
23	Randall, Damarious	S	5-11	196	8/29/92	27	5	Arizona State	Pensacola, Fla.	Tr. (G.B.) - '18	7/7/0/5
18	Ratley, Damion	WR	6-2	200	4/16/95	24	2	Texas A&M	Yoakum, Texas	D6a - '18	9/2/0/3
29	Redwine, Sheldrick	S	6-0	196	11/6/96	23	R	Miami (Fla.)	Miami, Fla.	D4 - '19	8/1/1/3
98	Richardson, Sheldon	DT	6-3	294	11/29/90	29	7	Missouri	St. Louis, Mo.	UFA (Min.) - '19	12/11/0/0
78	Robinson, Greg	T	6-5	330	10/21/92	27	6	Auburn	Thibodaux, La.	FA - '18	11/10/0/1
53	Schobert, Joe	LB	6-1	245	11/6/93	26	4	Wisconsin	Waukesha, Wis.	D4a - '16	12/12/0/0
83	Seals-Jones, Ricky	TE	6-5	243	3/15/95	24	3	Texas A&M	Sealy, Texas	W. (Arz.) - '19	10/2/0/2
4	Seibert, Austin	K	5-9	211	11/15/96	23	R	Oklahoma	Belleville, Ill.	D5b - '19	12/0/0/0
44	Takitaki, Sione	LB	6-1	238	6/8/95	24	R	Brigham Young	Fontana, Calif.	D3 - '19	11/0/0/1
57	Taylor, Adarius	LB	6-0	230	9/21/90	29	6	Florida Atlantic	Bartow, Fla.	UFA (T.B.) - '19	11/0/0/1
10	Taylor, Taywan	WR	5-11	205	3/2/95	24	3	Western Kentucky	Louisville, Ky.	Tr. (Ten.) - '19	3/1/0/9
77	Teller, Wyatt	G	6-4	315	11/21/94	25	2	Virginia Tech	Bealeton, Va.	Tr. (Buf.) - '19	11/5/0/1
92	Thomas, Chad	DE	6-5	278	10/12/95	24	2	Miami (Fla.)	Miami, Fla.	D3 - '18	12/4/0/0
20	Thomas, Tavierre	CB	5-10	205	3/11/96	23	2	Ferris State	Detroit, Mich.	W. (Arz.) - '18	12/0/0/0
64	Tretter, JC	C	6-4	307	2/12/91	28	7	Cornell	Akron, N.Y.	UFA (G.B.) - '17	12/12/0/0
54	Vernon, Olivier	DE	6-2	262	10/7/90	29	8	Miami (Fla.)	Miami, Fla.	Tr. (NYG) - '19	9/9/0/3
21	Ward, Denzel	CB	5-11	190	4/28/97	22	2	Ohio State	Macedonia, Ohio	D1b - '18	8/8/0/4
26	Williams, Greedy	CB	6-2	185	12/3/97	22	R	Louisiana State	Shreveport, La.	D2 - '19	8/8/0/4
51	Wilson, Mack	LB	6-1	233	2/14/98	21	R	Alabama	Montgomery, Ala.	D5a - '19	12/10/0/0
99	Zimmer, Justin	DT	6-3	300	10/23/92	27	2	Ferris State	Greenville, Mich.	FA - '19	0/0/0/0

Reserve/Suspended by Commissioner (1):

95	Garrett, Myles	DE	6-4	272	12/29/95	23	3	Texas A&M	Arlington, Texas	D1a - '17	10/10/0/0
----	----------------	----	-----	-----	----------	----	---	-----------	------------------	-----------	-----------

Reserve/Injured (8):

42	Burnett, Morgan (Achilles, 11/19)	S	6-1	210	1/13/89	30	10	Georgia Tech	College Park, Ga.	FA - '19	8/8/0/2
96	Ekuale, Daniel (calf, 11/1)	DT	6-3	300	1/13/94	25	1	Washington State	Pago Pago, American Samoa	FA - '19	7/0/0/0
77	Falemaka, Lo (shoulder, 7/28)	C	6-5	303	11/30/94	25	R	Utah	West Valley City, Utah	FA - '19	0/0/0/0
56	Harvey, Willie (shoulder, 10/4)	LB	5-11	230	1/9/96	23	R	Iowa State	Hastings, Fla.	FA - '19	2/0/0/0
58	Kirksey, Christian (chest, 9/21)	LB	6-2	235	8/31/92	27	6	Iowa	St. Louis, Mo.	D3a - '14	2/2/0/0
15	Montgomery, D.J. (hamstring, 8/21)	WR	6-1	201	11/17/96	23	R	Austin Peay	Durant, Miss.	FA - '19	0/0/0/0
85	Njoku, David (wrist, 9/20)^	TE	6-4	246	7/10/96	23	3	Miami (Fla.)	Cedar Grove, N.J.	D1c - '17	2/1/0/0
5	Stanton, Drew (knee, 9/16)	QB	6-3	226	5/7/84	35	13	Michigan State	Farmington Hills, Mich.	UFA (Arz.) - '18	0/0/1/0

Practice Squad (11):

2	Dungey, Eric	QB	6-3	227	6/12/96	23	R	Syracuse	Lake Oswego, Ore.	FA - '19	0/0/0/0
17	Gibson, Shelton	WR	5-11	191	3/20/95	24	2	West Virginia	Cleveland, Ohio	FA - '19	0/0/0/0
71	Gossett, Colby	G	6-5	330	6/23/95	24	1	Appalachian State	Cumming, Ga.	FA - '19	0/0/0/0
37	Lewis Jr., Donnie	CB	6-0	190	7/21/96	23	R	Tulane	Baton Rouge, La.	D7 - '19	0/0/0/0
52	McCray, Robert	DE	6-1	273	3/24/96	23	1	Indiana	Rockdale, Ga.	FA - '19	0/0/0/0
41	Meander, Montrel	LB	6-2	215	9/20/94	25	1	Grambling State	Amarillo, Texas	FA - '19	0/0/0/0
16	Moore, J'Mon	WR	6-3	205	5/23/95	24	2	Missouri	Missouri City, Texas	FA - '19	0/0/0/0
62	Pridgeon, Malcolm	G	6-6	331	1/20/95	24	R	Ohio State	Central Islip, N.Y.	FA - '19	0/0/0/0
33	Sankoh, Tigie#	S	5-11	214	11/4/97	22	1	Greenwich	London, England	FA - '19	0/0/0/0
66	Wright, Willie	C	6-3	300	2/25/96	23	R	Tulsa	Houston, Texas	FA - '19	0/0/0/0
59	Young, Trevon	DE	6-4	258	4/1/95	24	1	Louisville	Des Moines, Iowa.	FA - '19	0/0/0/0

Practice Squad/Injured (1):

84	Willies, Derrick (knee, 10/11)	WR	6-4	207	10/17/94	25	2	Texas Tech	San Bernadino, Calif.	FA - '19	0/0/0/0
----	--------------------------------	----	-----	-----	----------	----	---	------------	-----------------------	----------	---------

Member of NFL's International Player Development program and does not count against roster limit.

*Burris was 0/0/0/1 with Oakland, Cox was 1/0/0/3 with Carolina, Davis was 4/1/0/4 with the Giants.

^ designated for return

NUMERICAL ROSTER AS OF 12/3/2019

NO	NAME	POS	HT	WT	DOB	AGE	EXP	COLLEGE	HOMETOWN	HOW ACQ	GP/GS/DNP/IA
3	Garrett Gilbert	QB	6-4	230	7/1/91	28	2	SMU	Austin, Texas	FA - '19	4/0/7/1
4	Austin Seibert	K	5-9	211	11/15/96	23	R	Oklahoma	Belleville, Ill.	D5b - '19	12/0/0/0
6	Baker Mayfield	QB	6-1	215	4/14/95	24	2	Oklahoma	Austin, Texas	D1a - '18	12/12/0/0
7	Jamie Gillan	P	6-1	207	7/4/97	22	R	Arkansas Pine-Bluff	Leonardtown, Md.	FA - '19	12/0/0/0
10	Taywan Taylor	WR	5-11	205	3/2/95	24	3	Western Kentucky	Louisville, Ky.	Tr. (Ten.) - '19	3/1/0/9
12	KhaDarel Hodge	WR	6-2	205	1/3/95	24	2	Prairie View A&M	D'Lo, Miss.	W. (LAR) - '19	12/0/0/0
13	Odell Beckham Jr.	WR	5-11	198	11/5/92	27	6	Louisiana State	New Orleans, La.	Tr. (NYG) - '19	12/12/0/0
18	Damion Ratley	WR	6-2	200	4/16/95	24	2	Texas A&M	Yoakum, Texas	D6a - '18	9/2/0/3
20	Tavierre Thomas	CB	5-10	205	3/11/96	23	2	Ferris State	Detroit, Mich.	W. (Arz.) - '18	12/0/0/0
21	Denzel Ward	CB	5-11	190	4/28/97	22	2	Ohio State	Macedonia, Ohio	D1b - '18	8/8/0/4
22	Eric Murray	S	5-11	199	1/7/94	25	4	Minnesota	Riverside, Wis.	Tr. (K.C.) - '19	7/3/0/5
23	Damarious Randall	S	5-11	196	8/29/92	27	5	Arizona State	Pensacola, Fla.	Tr. (G.B.) - '18	7/7/0/5
24	Nick Chubb	RB	5-11	227	12/27/95	23	2	Georgia	Cedartown, Ga.	D2b - '18	12/12/0/0
25	Dontrell Hilliard	RB	5-11	202	2/26/95	24	2	Tulane	Baton Rouge, La.	FA - '18	11/0/0/1
26	Greedy Williams	CB	6-2	185	12/3/97	22	R	Louisiana State	Shreveport, La.	D2 - '19	8/8/0/4
27	Kareem Hunt	RB	5-11	216	8/6/95	24	3	Toledo	Willoughby, Ohio	FA - '19	4/0/0/0
29	Sheldrick Redwine	S	6-0	196	11/6/96	23	R	Miami (Fla.)	Miami, Fla.	D4 - '19	8/1/1/3
30	D'Ernest Johnson	RB	5-10	208	2/27/96	23	1	South Florida	Immokalee, Fla.	FA - '19	12/0/0/0
31	Justin Burris	S	6-0	212	8/4/93	26	4	North Carolina State	Raleigh, N.C.	W. (Oak.) - '19	10/7/0/1*
34	Robert Jackson	CB	6-2	207	12/8/93	26	1	UNLV	Fort Myers, Fla.	FA - '19	6/0/0/4
38	T.J. Carrie	CB	6-0	204	7/28/90	29	6	Ohio	Antioch, Calif.	UFA (Oak.) - '18	12/7/0/0
39	Terrance Mitchell	CB	5-11	191	5/17/92	27	6	Oregon	Sacramento, Calif.	UFA (K.C.) - '18	11/4/1/0
44	Sione Takitaki	LB	6-1	238	6/8/95	24	R	Brigham Young	Fontana, Calif.	D3 - '19	11/0/0/1
47	Charley Hughlett	LS	6-4	248	5/16/90	29	5	Central Florida	Tampa, Fla.	FA - '14	12/0/0/0
49	J.T. Hassell	S	5-11	200	8/14/95	24	R	Florida Tech	Titusville, Fla.	FA - '19	2/0/0/0
51	Mack Wilson	LB	6-1	233	2/14/98	21	R	Alabama	Montgomery, Ala.	D5a - '19	12/10/0/0
53	Joe Schobert	LB	6-1	245	11/6/93	26	4	Wisconsin	Waukesha, Wis.	D4a - '16	12/12/0/0
54	Oliver Vernon	DE	6-2	262	10/7/90	29	8	Miami (Fla.)	Miami, Fla.	Tr. (NYG) - '19	9/9/0/3
55	Tae Davis	LB	6-1	224	8/14/96	23	2	Chattanooga	Oxford, Ala.	W. (NYG) - '19	9/2/0/4*
57	Adarius Taylor	LB	6-0	230	9/21/90	29	6	Florida Atlantic	Bartow, Fla.	UFA (T.B.) - '19	11/0/0/1
64	JC Tretter	C	6-4	307	2/12/91	28	7	Cornell	Akron, N.Y.	UFA (G.B.) - '17	12/12/0/0
65	Larry Ogunjobi	DT	6-3	305	6/3/94	25	3	Charlotte	Greensboro, N.C.	D3 - '17	11/11/0/0
67	Justin McCray	G	6-3	315	5/31/92	27	3	Central Florida	Miami, Fla.	Tr. (G.B.) - '19	11/3/1/0
70	Kendall Lamm	T	6-5	310	6/5/92	27	5	Appalachian State	Charlotte, N.C.	UFA (Hou.) - '19	2/0/0/10
72	Eric Kush	G	6-4	317	9/9/89	30	7	California (Pa.)	Bridgeville, Pa.	UFA (Chi.) - '19	12/7/0/0
74	Chris Hubbard	T	6-4	295	4/23/91	28	6	UAB	Columbus, Ga.	UFA (Pit.) - '18	11/11/0/1
75	Joel Bitonio	G	6-4	320	10/11/91	28	6	Nevada	Long Beach, Calif.	D2 - '14	12/12/0/0
77	Wyatt Teller	G	6-4	315	11/21/94	25	2	Virginia Tech	Beaumont, Va.	Tr. (Buf.) - '19	11/5/0/1
78	Greg Robinson	T	6-5	330	10/21/92	27	6	Auburn	Thibodaux, La.	FA - '18	11/10/0/1
79	Drew Forbes	G	6-5	308	1/18/97	22	R	Southeast Missouri State	Bonne Terre, Mo.	D6 - '19	0/0/0/3
80	Jarvis Landry	WR	5-11	196	11/28/92	27	6	Louisiana State	Metairie, La.	Tr. (Mia.) - '18	12/12/0/0
81	Rashard Higgins	WR	6-1	198	10/7/94	25	4	Colorado State	Dallas, Texas	D5c - '16	7/1/1/4
83	Ricky Seals-Jones	TE	6-5	243	3/15/95	24	3	Texas A&M	Sealy, Texas	W. (Arz.) - '19	10/2/0/2
86	Pharaoh Brown	TE	6-6	258	5/4/94	25	2	Oregon	Lyndhurst, Ohio	FA - '18	9/6/0/3
88	Demetrius Harris	TE	6-7	230	7/29/91	28	6	Miwaukee	Jacksonville, Ark.	UFA (K.C.) - '19	12/5/0/0
89	Stephen Carlson	TE	6-4	240	12/12/96	22	R	Princeton	Jamestown, N.Y.	FA - '19	5/4/0/0
90	Brandin Bryant	DT	6-3	294	9/16/93	26	1	Florida Atlantic	Omaha, Neb.	FA - '19	2/0/0/0
91	Eli Ankou	DT	6-3	325	6/8/94	25	3	UCLA	Orleans, Ontario	FA - '19	5/1/0/1
92	Chad Thomas	DE	6-5	278	10/12/95	24	2	Miami (Fla.)	Miami, Fla.	D3 - '18	12/4/0/0
94	Bryan Cox	DE	6-3	270	6/25/94	25	3	Florida	Ft. Lauderdale, Fla.	FA - '19	3/0/0/4*
97	Porter Gustin	DE	6-5	257	2/8/97	22	R	Southern California	Elk Ridge, Utah	FA - '19	2/0/0/0
98	Sheldon Richardson	DT	6-3	294	11/29/90	29	7	Missouri	St. Louis, Mo.	UFA (Min.) - '19	12/11/0/0
99	Justin Zimmer	DT	6-3	300	10/23/92	27	2	Ferris State	Greenville, Mich.	FA - '19	0/0/0/0

Reserve/Suspended by Commissioner (1):

95	Myles Garrett	DE	6-4	272	12/29/95	23	3	Texas A&M	Arlington, Texas	D1a - '17	10/10/0/0
----	---------------	----	-----	-----	----------	----	---	-----------	------------------	-----------	-----------

Reserve/Injured (8):

5	Drew Stanton (knee, 9/16)	QB	6-3	226	5/7/84	35	13	Michigan State	Farmington Hills, Mich.	UFA (Arz.) - '18	0/0/1/0
15	D.J. Montgomery (hamstring, 8/21)	WR	6-1	201	11/17/96	23	R	Austin Peay	Durant, Miss.	FA - '19	0/0/0/0
42	Morgan Burnett (Achilles, 11/19)	S	6-1	210	1/13/89	30	10	Georgia Tech	College Park, Ga.	FA - '19	8/8/0/2
56	Willie Harvey (shoulder, 10/4)	LB	5-11	230	1/9/96	23	R	Iowa State	Hastings, Fla.	FA - '19	2/0/0/0
58	Christian Kirksey (chest, 9/21)	LB	6-2	235	8/31/92	27	6	Iowa	St. Louis, Mo.	D3a - '14	2/2/0/0
77	Lo Falemaka (shoulder, 7/28)	C	6-5	303	11/30/94	25	R	Utah	West Valley City, Utah	FA - '19	0/0/0/0
85	David Njoku (wrist, 9/20)*	TE	6-4	246	7/10/96	23	3	Miami (Fla.)	Cedar Grove, N.J.	D1c - '17	2/1/0/0
96	Daniel Ekuale (groin, 11/1)	DT	6-3	300	1/13/94	25	1	Washington State	Pago Pago, American Samoa	FA - '19	7/0/0/0

Practice Squad (11):

2	Eric Dungey	QB	6-3	227	6/12/96	23	R	Syracuse	Lake Oswego, Ore.	FA - '19	0/0/0/0
16	J'Mon Moore	WR	6-3	205	5/23/95	24	2	Missouri	Missouri City, Texas	FA - '19	0/0/0/0
17	Shelton Gibson	WR	5-11	191	3/20/95	24	2	West Virginia	Cleveland, Ohio	FA - '19	0/0/0/0
33	Tigie Sankoh#	S	5-11	214	11/4/97	22	1	Greenwich	London, England	FA - '19	0/0/0/0
37	Donnie Lewis Jr.	CB	6-0	190	7/21/96	23	R	Tulane	Baton Rouge, La.	D7 - '19	0/0/0/0
41	Montrel Meander	LB	6-2	215	9/20/94	25	1	Grambling State	Amarillo, Texas	FA - '19	0/0/0/0
52	Robert McCray	DE	6-1	273	3/24/96	23	1	Indiana	Rockdale, Ga.	FA - '19	0/0/0/0
59	Trevon Young	DE	6-4	258	4/1/95	24	1	Louisville	Des Moines, Iowa.	FA - '19	0/0/0/0
62	Malcolm Pridgeon	G	6-6	331	1/20/95	24	R	Ohio State	Central Islip, N.Y.	FA - '19	0/0/0/0
66	Willie Wright	C	6-3	300	2/25/96	23	R	Tulsa	Houston, Texas	FA - '19	0/0/0/0
71	Colby Gossett	G	6-5	330	6/23/95	24	1	Appalachian State	Cumming, Ga.	FA - '19	0/0/0/0

Practice Squad/Injured (1):

84	Derrick Willies (knee, 10/11)	WR	6-4	207	10/17/94	25	2	Texas Tech	San Bernadino, Calif.	FA - '19	0/0/0/0
----	-------------------------------	----	-----	-----	----------	----	---	------------	-----------------------	----------	---------

Member of NFL's International Player Development program and does not count against roster limit.

*Burris was 0/0/0/1 with Oakland, Cox was 1/0/0/3 with Carolina, Davis was 4/1/0/4 with the Giants.

^ designated for return

ROSTER BY POSITION AS OF 12/3/2019

	<u>QUARTERBACKS (3)</u>	<u>POS</u>	<u>HT</u>	<u>WT</u>	<u>DOB</u>	<u>AGE</u>	<u>EXP</u>	<u>COLLEGE</u>	<u>HOMETOWN</u>	<u>HOW ACO</u>
	3 Gilbert, Garrett	QB	6-4	230	7/1/91	28	2	SMU	Austin, Texas	FA - '19
	6 Mayfield, Baker	QB	6-1	215	4/14/95	24	2	Oklahoma	Austin, Texas	D1a - '18
*	5 Stanton, Drew	QB	6-3	226	5/7/84	35	13	Michigan State	Farmington Hills, Mich.	UFA (Arz.) - '18
	RUNNING BACKS (4)									
	24 Chubb, Nick	RB	5-11	227	12/27/95	23	2	Georgia	Cedartown, Ga.	D2b - '18
	25 Hilliard, Dontrell	RB	5-11	202	2/26/95	24	2	Tulane	Baton Rouge, La.	FA - '18
	27 Hunt, Kareem	RB	5-11	216	8/6/95	24	3	Toledo	Willoughby, Ohio	FA - '19
	30 Johnson, D'Ernest	RB	5-10	208	2/27/96	23	1	South Florida	Immokalee, Fla.	FA - '19
	WIDE RECEIVERS (7)									
	13 Beckham Jr., Odell	WR	5-11	198	11/5/92	27	6	Louisiana State	New Orleans, La.	Tr. (NYG) - '19
	81 Higgins, Rashard	WR	6-1	198	10/7/94	25	4	Colorado State	Dallas, Texas	D5c - '16
	12 Hodge, KhaDarel	WR	6-2	205	1/3/95	24	2	Prairie View A&M	D'Lo, Miss.	W. (LAR) - '19
	80 Landry, Jarvis	WR	5-11	196	11/28/92	27	6	Louisiana State	Metairie, La.	Tr. (Mia.) - '18
*	15 Montgomery, D.J.	WR	6-1	201	11/17/96	23	R	Austin Peay	Durant, Miss.	FA - '19
	18 Ratley, Damion	WR	6-2	200	4/16/95	24	2	Texas A&M	Yoakum, Texas	D6a - '18
	10 Taylor, Taywan	WR	5-11	205	3/2/95	24	3	Western Kentucky	Louisville, Ky.	Tr. (Ten.) - '19
	TIGHT ENDS (5)									
	86 Brown, Pharaoh	TE	6-6	258	5/4/94	25	2	Oregon	Lyndhurst, Ohio	FA - '18
	89 Carlson, Stephen	TE	6-4	240	12/12/96	22	R	Princeton	Jamestown, N.Y.	FA - '19
	88 Harris, Demetrius	TE	6-7	230	7/29/91	28	6	Miwaukee	Jacksonville, Ark.	UFA (K.C.) - '19
*	85 Njoku, David	TE	6-4	246	7/10/96	23	3	Miami (Fla.)	Cedar Grove, N.J.	D1c - '17
	83 Seals-Jones, Ricky	TE	6-5	243	3/15/95	24	3	Texas A&M	Sealy, Texas	W. (Arz.) - '19
	OFFENSIVE LINEMEN (10)									
	75 Bitonio, Joel	G	6-4	320	10/11/91	28	6	Nevada	Long Beach, Calif.	D2 - '14
*	77 Falemaka, Lo	C	6-5	303	11/30/94	25	R	Utah	West Valley City, Utah	FA - '19
	79 Forbes, Drew	G	6-5	308	1/18/97	22	R	Southeast Missouri State	Bonne Terre, Mo.	D6 - '19
	74 Hubbard, Chris	T	6-4	295	4/23/91	28	6	UAB	Columbus, Ga.	UFA (Pit.) - '18
	72 Kush, Eric	G	6-4	317	9/9/89	30	7	California (Pa.)	Bridgeville, Pa.	UFA (Chi.) - '19
	70 Lamm, Kendall	T	6-5	310	6/5/92	27	5	Appalachian State	Charlotte, N.C.	UFA (Hou.) - '19
	67 McCray, Justin	G	6-3	315	5/31/92	27	3	Central Florida	Miami, Fla.	Tr. (G.B.) - '19
	78 Robinson, Greg	T	6-5	330	10/21/92	27	6	Auburn	Thibodaux, La.	FA - '18
	77 Teller, Wyatt	G	6-4	315	11/21/94	25	2	Virginia Tech	Beaeton, Va.	Tr. (Buf.) - '19
	64 Tretter, JC	C	6-4	307	2/12/91	28	7	Cornell	Akron, N.Y.	UFA (G.B.) - '17
	DEFENSIVE LINEMEN (12)									
	91 Ankou, Eli	DT	6-3	325	6/8/94	25	3	UCLA	Orleans, Ontario	FA - '19
	90 Bryant, Brandin	DT	6-3	294	9/16/93	26	1	Florida Atlantic	Omaha, Neb.	FA - '19
	94 Cox, Bryan	DE	6-3	270	6/25/94	25	3	Florida	Ft. Lauderdale, Fla.	FA - '19
*	96 Ekuele, Daniel	DT	6-3	300	1/13/94	25	1	Washington State	Pago Pago, American Samoa	FA - '19
*	95 Garrett, Myles	DE	6-4	272	12/29/95	23	3	Texas A&M	Arlington, Texas	D1a - '17
	97 Gustin, Porter	DE	6-5	257	2/8/97	22	R	Southern California	Elk Ridge, Utah	FA - '19
	65 Ogunjobi, Larry	DT	6-3	305	6/3/94	25	3	Charlotte	Greensboro, N.C.	D3 - '17
	98 Richardson, Sheldon	DT	6-3	294	11/29/90	29	7	Missouri	St. Louis, Mo.	UFA (Min.) - '19
	92 Thomas, Chad	DE	6-5	278	10/12/95	24	2	Miami (Fla.)	Miami, Fla.	D3 - '18
	54 Vernon, Olivier	DE	6-2	262	10/7/90	29	8	Miami (Fla.)	Miami, Fla.	Tr. (NYG) - '19
	99 Zimmer, Justin	DT	6-3	300	10/23/92	27	2	Ferris State	Greenville, Mich.	FA - '19
	LINEBACKERS (7)									
	55 Davis, Tae	LB	6-1	224	8/14/96	23	2	Chattanooga	Oxford, Ala.	W. (NYG)-'19
*	56 Harvey, Willie	LB	5-11	230	1/9/96	23	R	Iowa State	Hastings, Fla.	FA - '19
*	58 Kirksey, Christian	LB	6-2	235	8/31/92	27	6	Iowa	St. Louis, Mo.	D3a - '14
	53 Schobert, Joe	LB	6-1	245	11/6/93	26	4	Wisconsin	Waukesha, Wis.	D4a - '16
	44 Takitaki, Sione	LB	6-1	238	6/8/95	24	R	Brigham Young	Fontana, Calif.	D3 - '19
	57 Taylor, Adarius	LB	6-0	230	9/21/90	29	6	Florida Atlantic	Bartow, Fla.	UFA (T.B.) - '19
	51 Wilson, Mack	LB	6-1	233	2/14/98	21	R	Alabama	Montgomery, Ala.	D5a - '19
	DEFENSIVE BACKS (12)									
*	42 Burnett, Morgan	S	6-1	210	1/13/89	30	10	Georgia Tech	College Park, Ga.	FA - '19
	31 Burris, Juston	S	6-0	212	8/4/93	26	4	North Carolina State	Raleigh, N.C.	W. (Oak.) - '19
	38 Carrie, T.J.	CB	6-0	204	7/28/90	29	6	Ohio	Antioch, Calif.	UFA (Oak.) - '18
	49 Hassell, J.T.	S	5-11	200	8/14/95	24	R	Florida Tech	Titusville, Fla.	FA - '19
	34 Jackson, Robert	CB	6-2	207	12/8/93	26	1	UNLV	Fort Myers, Fla.	FA - '19
	39 Mitchell, Terrance	CB	5-11	191	5/17/92	27	6	Oregon	Sacramento, Calif.	UFA (K.C.) - '18
	22 Murray, Eric	S	5-11	199	1/7/94	25	4	Minnesota	Riverside, Wis.	Tr. (K.C.) - '19
	23 Randall, Damarious	S	5-11	196	8/29/92	27	5	Arizona State	Pensacola, Fla.	Tr. (G.B.) - '18
	29 Redwine, Sheldrick	S	6-0	196	11/6/96	23	R	Miami (Fla.)	Miami, Fla.	D4 - '19
	20 Thomas, Tavierre	CB	5-10	205	3/11/96	23	2	Ferris State	Detroit, Mich.	W. (Arz.) - '18
	21 Ward, Denzel	CB	5-11	190	4/28/97	22	2	Ohio State	Macedonia, Ohio	D1b - '18
	26 Williams, Greedy	CB	6-2	185	12/3/97	22	R	Louisiana State	Shreveport, La.	D2 - '19
	SPECIALISTS (3)									
	7 Gillan, Jamie	P	6-1	207	7/4/97	22	R	Arkansas Pine-Bluff	Leonardtown, Md.	FA - '19
	47 Hughlett, Charley	LS	6-4	248	5/16/90	29	5	Central Florida	Tampa, Fla.	FA - '14
	4 Seibert, Austin	K	5-9	211	11/15/96	23	R	Oklahoma	Belleville, Ill.	D5b - '19

* Denotes player on a reserve list

ROSTER BY EXPERIENCE AS OF 12/3/2019

	<u>NO</u>	<u>NAME</u>	<u>POS</u>	<u>HT</u>	<u>WT</u>	<u>DOB</u>	<u>AGE</u>	<u>EXP</u>	<u>COLLEGE</u>	<u>HOMETOWN</u>	<u>HOW ACQ</u>
13th Year (1)	* 5	Stanton, Drew	QB	6-3	226	5/7/84	35	13	Michigan State	Farmington Hills, Mich.	UFA (Arz.) - '18
10th Year (1)	* 42	Burnett, Morgan	S	6-1	210	1/13/89	30	9	Georgia Tech	College Park, Ga,	FA - '19
8th Year (1)	54	Vernon, Olivier	DE	6-2	262	10/7/90	29	8	Miami (Fla.)	Miami, Fla.	Tr. (NYG) - '19
7th Year (3)	72	Kush, Eric	G	6-4	317	9/9/89	30	7	California (Pa.)	Bridgeville, Pa.	UFA (Chi.) - '19
	98	Richardson, Sheldon	DT	6-3	294	11/29/90	29	7	Missouri	St. Louis, Mo.	UFA (Min.) - '19
	64	Tretter, JC	C	6-4	307	2/12/91	28	7	Cornell	Akron, N.Y.	UFA (G.B.) - '17
6th Year (10)	57	Taylor, Adarius	LB	6-0	230	9/21/90	29	6	Florida Atlantic	Bartow, Fla.	UFA (T.B.) - '19
	13	Beckham Jr., Odell	WR	5-11	198	11/5/92	27	6	Louisiana State	New Orleans, La.	Tr. (NYG) - '19
	75	Bitonio, Joel	G	6-4	320	10/11/91	28	6	Nevada	Long Beach, Calif.	D2 - '14
	38	Carrie, T.J.	CB	6-0	204	7/28/90	29	6	Ohio	Antioch, Calif.	UFA (Oak.) - '18
	88	Harris, Demetrius	TE	6-7	230	7/29/91	28	6	Miwaukee	Jacksonville, Ark.	UFA (K.C.) - '19
	74	Hubbard, Chris	T	6-4	295	4/23/91	28	6	UAB	Columbus, Ga.	UFA (Pit.) - '18
	* 58	Kirksey, Christian	LB	6-2	235	8/31/92	27	6	Iowa	St. Louis, Mo.	D3a - '14
	80	Landry, Jarvis	WR	5-11	196	11/28/92	27	6	Louisiana State	Metairie, La.	Tr. (Mia.) - '18
	39	Mitchell, Terrance	CB	5-11	191	5/17/92	27	6	Oregon	Sacramento, Calif.	UFA (K.C.) - '18
	78	Robinson, Greg	T	6-5	330	10/21/92	27	6	Auburn	Thibodaux, La.	FA - '18
5th Year (3)	47	Hughlett, Charley	LS	6-4	248	5/16/90	29	5	Central Florida	Tampa, Fla.	FA - '14
	70	Lamm, Kendall	T	6-5	310	6/5/92	27	5	Appalachian State	Charlotte, N.C.	UFA (Hou.) - '19
	23	Randall, Damarious	S	5-11	196	8/29/92	27	5	Arizona State	Pensacola, Fla.	Tr. (G.B.) - '18
4th Year (4)	31	Burris, Juston	S	6-0	212	8/4/93	26	4	North Carolina State	Raleigh, N.C.	W. (Oak.) - '19
	81	Higgins, Rashard	WR	6-1	198	10/7/94	25	4	Colorado State	Dallas, Texas	D5c - '16
	22	Murray, Eric	S	5-11	199	1/7/94	25	4	Minnesota	Riverside, Wis.	Tr. (K.C.) - '19
	53	Schobert, Joe	LB	6-1	245	11/6/93	26	4	Wisconsin	Waukesha, Wis.	D4a - '16
3rd Year (9)	91	Ankou, Eli	DT	6-3	325	6/8/94	25	3	UCLA	Orleans, Ontario	FA - '19
	94	Cox, Bryan	DE	6-3	270	6/25/94	25	3	Florida	Ft. Lauderdale, Fla.	FA - '19
	* 95	Garrett, Myles	DE	6-4	272	12/29/95	23	3	Texas A&M	Arlington, Texas	D1a - '17
	27	Hunt, Kareem	RB	5-11	216	8/6/95	24	3	Toledo	Willoughby, Ohio	FA - '19
	67	McCray, Justin	G	6-3	315	5/31/92	27	3	Central Florida	Miami, Fla.	Tr. (G.B.) - '19
	* 85	Njoku, David	TE	6-4	246	7/10/96	23	3	Miami (Fla.)	Cedar Grove, N.J.	D1c - '17
	83	Seals-Jones, Ricky	TE	6-5	243	3/15/95	24	3	Texas A&M	Sealy, Texas	W. (Arz.) - '19
	10	Taylor, Taywan	WR	5-11	205	3/2/95	24	3	Western Kentucky	Louisville, Ky.	Tr. (Ten.) - '19
	65	Ogunjobi, Larry	DT	6-3	305	6/3/94	25	3	Charlotte	Greensboro, N.C.	D3 - '17
2nd Year (13)	86	Brown, Pharaoh	TE	6-6	258	5/4/94	25	2	Oregon	Lyndhurst, Ohio	FA - '18
	24	Chubb, Nick	RB	5-11	227	12/27/95	23	2	Georgia	Cedartown, Ga.	D2b - '18
	55	Davis, Tae	LB	6-1	224	8/14/96	23	2	Chattanooga	Oxford, Ala.	W. (NYG) - '19
	3	Gilbert, Garrett	QB	6-4	230	7/1/91	28	2	SMU	Austin, Texas	FA - '19
	25	Hilliard, Dontrell	RB	5-11	202	2/26/95	24	2	Tulane	Baton Rouge, La.	FA - '18
	12	Hodge, KhaDarel	WR	6-2	205	1/3/95	24	2	Prairie View A&M	D'Lo, Miss.	W. (LAR) - '19
	6	Mayfield, Baker	QB	6-1	215	4/14/95	24	2	Oklahoma	Austin, Texas	D1a - '18
	18	Ratley, Damion	WR	6-2	200	4/16/95	24	2	Texas A&M	Yoakum, Texas	D6a - '18
	77	Teller, Wyatt	G	6-4	315	11/21/94	25	2	Virginia Tech	Beaeton, Va.	Tr. (Buf.) - '19
	92	Thomas, Chad	DE	6-5	278	10/12/95	24	2	Miami (Fla.)	Miami, Fla.	D3 - '18
	20	Thomas, Tavierre	CB	5-10	205	3/11/96	23	2	Ferris State	Detroit, Mich.	W. (Arz.) - '18
	21	Ward, Denzel	CB	5-11	190	4/28/97	22	2	Ohio State	Macedonia, Ohio	D1b - '18
	99	Zimmer, Justin	DT	6-3	300	10/23/92	27	2	Ferris State	Greenville, Mich.	FA - '19
1st Year (6)	90	Bryant, Brandin	DT	6-3	294	9/16/93	26	1	Florida Atlantic	Omaha, Neb.	FA - '19
	* 96	Ekuale, Daniel	DT	6-3	300	1/13/94	25	1	Washington State	Pago Pago, American Samoa	FA - '19
	34	Jackson, Robert	CB	6-2	207	12/8/93	26	1	UNLV	Fort Myers, Fla.	FA - '19
	30	Johnson, D'Ernest	RB	5-10	208	2/27/96	23	1	South Florida	Immokalee, Fla.	FA - '19
Rookie (13)	89	Carlson, Stephen	TE	6-4	240	12/12/96	22	R	Princeton	Jamestown, N.Y.	FA - '19
	* 77	Falemaka, Lo	C	6-5	303	11/30/94	25	R	Utah	West Valley City, Utah	FA - '19
	79	Forbes, Drew	G	6-5	308	1/18/97	22	R	Southeast Missouri State	Bonne Terre, Mo.	D6 - '19
	7	Gillan, Jamie	P	6-1	207	7/4/97	22	R	Arkansas Pine-Bluff	Leonardtown, Md.	FA - '19
	97	Gustin, Porter	DE	6-5	257	2/8/97	22	R	Southern California	Elk Ridge, Utah	FA - '19
	* 56	Harvey, Willie	LB	5-11	230	1/9/96	23	R	Iowa State	Hastings, Fla.	FA - '19
	49	Hassell, J.T.	S	5-11	200	8/14/95	24	R	Florida Tech	Titusville, Fla.	FA - '19
	* 15	Montgomery, D.J.	WR	6-1	201	11/17/96	23	R	Austin Peay	Durant, Miss.	FA - '19
	29	Redwine, Sheldrick	S	6-0	196	11/6/96	23	R	Miami (Fla.)	Miami, Fla.	D4 - '19
	4	Seibert, Austin	K	5-9	211	11/15/96	23	R	Oklahoma	Belleville, Ill.	D5b - '19
	44	Takitaki, Sione	LB	6-1	238	6/8/95	24	R	Brigham Young	Fontana, Calif.	D3 - '19
	26	Williams, Greedy	CB	6-2	185	12/3/97	22	R	Louisiana State	Shreveport, La.	D2 - '19
	51	Wilson, Mack	LB	6-1	233	2/14/98	21	R	Alabama	Montgomery, Ala.	D5a - '19

* Denotes player on a reserve list

YEAR	1st Round Pick	2nd Round Pick	3rd Round Pick	4th Round Pick	5th Round Pick	6th Round Pick	7th Round Pick	Unrestricted Free Agent	Undrafted Free Agent	Street Free Agent	Trade	Waiver
2019		Greedy Williams	Stone Taikialiki	Sheldrick Redwine	Mack Wilson Austin Seibert	Drew Forbes		Demetrius Harris (K.C.) Eric Kush (Chi.) Kendall Lamm (Hou.) Sheldon Richardson (Min.) Adarius Taylor (T.B.)	Stephen Carlson Lo Falemalaka* Jamie Gillan Willie Harvey* J.T. Hassell D'Ernest Johnson D.J. Montgomery*	Eli Ankou Brandin Bryant Morgan Burnett* Bryan Cox Daniel Ekuale* Garrett Gilbert Porter Gustin Kareem Hunt Robert Jackson Justin Zimmer	Odell Beckham Jr. (NYG) Justin McCray Eric Murray (K.C.) Taywan Taylor (Ten.) Wyatt Teller (Buf.) Olivier Vernon (NYG)	Justin Burris (Oak.) Tae Davis (NYG) Ricky Seals-Jones (Arz.) KhaDarel Hodge (LAR)
2018	Baker Mayfield (1a) Denzel Ward (1b)	Nick Chubb (2b)	Chad Thomas (3)			Danion Ratley (6a)		T.J. Carrie (Oak.) Chris Hubbard (Pit.) Terrance Mitchell (K.C.) Drew Stanton (Arz.)* JC Tretter (G.B.)	Dontrell Hillard	Pharoah Brown Greg Robinson	Jarvis Landry (Mia.) Damarious Randall (G.B.)	Tavierre Thomas (Arz.)
2017	Myles Garrett (1a)* David Njoku (1c)*		Larry Ogunjobi (3)									
2016		Joel Bitonio (2)	Christian Kirksey (3a)*	Joe Schobert (4a)	Rashard Higgins (5c)							
2014										Charley Hughlett		

* Denotes player on a reserve list

Roster breakdown:

18 draft picks (4 first round picks, 3 2nd round picks, 4 3rd round picks, 2 4th round picks, 3 5th round picks, 2 6th round picks, 0 7th round picks).
33 free agents (11 unrestricted free agents, 8 undrafted free agents, 12 street free agents).
8 via trade.
5 via waivers.

OFFENSE

WR	80 Jarvis Landry	12 KhaDarel Hodge	18 Damion Ratley
LT	[78 Greg Robinson]	67 Justin McCray	
LG	75 Joel Bitonio	<u>79 Drew Forbes</u>	
C	64 JC Tretter		
RG	77 Wyatt Teller	72 Eric Kush	
RT	74 Chris Hubbard	70 Kendall Lamm	
TE	88 Demetrius Harris	83 Ricky Seals-Jones	<u>89 Stephen Carlson</u> 86 Pharaoh Brown
WR	13 Odell Beckham Jr.	81 Rashard Higgins	10 Taywan Taylor
QB	6 Baker Mayfield	3 Garrett Gilbert	
RB	24 Nick Chubb	25 Dontrell Hilliard	
RB	27 Kareem Hunt	30 D'Ernest Johnson	

DEFENSE

DE	92 Chad Thomas	<u>97 Porter Gustin</u>	
DT	65 Larry Ogunjobi	90 Brandin Bryant	99 Justin Zimmer
DT	98 Sheldon Richardson	91 Eli Ankou	
DE	54 Olivier Vernon	94 Bryan Cox	
WILL	<u>51 Mack Wilson</u>		
MIKE	53 Joe Schobert	<u>44 Sione Takitaki</u>	
SAM	57 Adarius Taylor	55 Tae Davis	
CB	21 Denzel Ward	38 T.J. Carrie	34 Robert Jackson
CB	<u>26 Greedy Williams</u>	39 Terrance Mitchell	20 Tavierre Thomas
S	23 Damarious Randall	<u>29 Sheldrick Redwine</u>	
S	31 Juston Burris	[22 Eric Murray]	<u>49 J.T. Hassell</u>

SPECIAL TEAMS

P	<u>7 Jamie Gillan</u>		
K	<u>4 Austin Seibert</u>		
H	<u>7 Jamie Gillan</u>		
KR	25 Dontrell Hilliard	20 Tavierre Thomas	10 Taywan Taylor
PR	25 Dontrell Hilliard	80 Jarvis Landry	30 D'Ernest Johnson
LS	47 Charley Hughlett		

Rookies are underlined

Injured players are in [brackets]

PRONUNCIATION

ELI ANKOU	el-EE ON-koo	ADARIUS Taylor	UH-dare-EE-us
Joel BITONIO	buh-TONE-ee-oh	TAVIERRE Thomas	TAV-ee-air
DONTRELL HILLIARD	don-TREL HIL-yard	OLIVIER Vernon	oh-liv-E-AYE
KHADAREL Hodge	ka-DARE-el		
Charley HUGHLETT	HEW-lit		
Larry OGUNJOBI	OH-GUN-JOE-BEE		
DAMARIOUS Randall	duh-MAIR-ee-us		
SHELDRIK Redwine	SHELL-drick		
Joe SCHOBERT	SHOW-bert		
Austin SEIBERT	SIGH-bert		
SIONE TAKITAKI	see-OH-nay TOCK-ee-TOCK-ee		

JAN. 1, 2019

- Signed DL Daniel Ekuale to the reserve/futures list.
- Signed OL Kyle Friend to the reserve/futures list.
- Signed DB Robert Jackson to the reserve/futures list.
- Signed DL Devaroe Lawrence to the reserve/futures list.
- Signed RB Devante Mays to the reserve/futures list.
- Signed DB Lenzy Pipkins to the reserve/futures list.
- Signed DB Tigie Sankoh to the reserve/futures list.
- Signed OL Brad Seaton to the reserve/futures list.
- Signed WR Daniel Williams to the reserve/futures list.

JAN. 7, 2019

- Signed OL David Bright to the reserve/futures list.
- Signed DB Ashton Lampkin to the reserve/futures list.

JAN. 12, 2019

- Freddie Kitchens named head coach.

JAN. 14, 2019

- Steve Wilks named defensive coordinator.
- Todd Monken named offensive coordinator.
- Mike Priefer named special teams coordinator.
- Stump Mitchell named running backs/run game coordinator.
- James Campen named offensive line/associate head coach.
- Ryan Lindley named quarterback coach.
- Jody Wright named special assistant to the head coach.
- Jim Dray named offensive quality control coach.
- Tyler Tettleton named offensive quality control coach.

JAN. 18, 2019

- Joe Whitt named pass game coordinator/secondary coach.
- Al Holcomb named run game coordinator/linebackers coach.
- Chris Jones named senior defensive assistant.
- Tosh Lupoi named defensive line coach.
- John Lilly named tight ends coach.
- John Parrella named assistant defensive line coach.
- Jeff Blasko named assistant offensive line coach.

FEB. 4, 2019

- Waived LB Tanner Vallejo.
- Alsonso Escalante named defensive quality control coach.
- Doug Colman named assistant special teams coach.

FEB. 11, 2019

- Signed RB Kareem Hunt.

FEB. 20, 2019

- Signed WR Jaelen Strong.

FEB. 25, 2019

- Re-signed OL Greg Robinson.
- Waived WR Daniel Williams.

MARCH 6, 2019

- Terminated the contract of LB Jamie Collins Sr.

MARCH 8, 2019

- Tendered DL Trevon Coley as exclusive rights free agent.
- Tendered DB Jermaine Whitehead as exclusive rights free agent.
- Tendered WR Rashard Higgins as restricted free agent.

MARCH 11, 2019

- Terminated the contract of TE Darren Fells.

MARCH 12, 2019

- Re-signed DL Carl Davis.

MARCH 13, 2019

- Traded DB Jabrill Peppers, OL Kevin Zeitler, 2019 first round pick and 2019 third round pick to New York Giants for WR Odell Beckham Jr. and DL Olivier Vernon.
- Re-signed LB Ray-Ray Armstrong.

MARCH 14, 2019

- Signed TE Demetrius Harris as unrestricted free agent.
- Signed OL Eric Kush as unrestricted free agent.
- Signed DL Sheldon Richardson as unrestricted free agent.
- Signed LB Adarius Taylor as unrestricted free agent.

MARCH 15, 2019

- Signed OL Kendall Lamm as unrestricted free agent.

MARCH 19, 2019

- Re-signed DB Phillip Gaines.

MARCH 22, 2019

- Signed OL Bryan Witzmann.

APRIL 1

- Traded DL Emmanuel Ogbah to Kansas City for DB Eric Murray.
- Signed DL Trevon Coley as exclusive rights free agent.
- Signed DB Jermaine Whitehead as exclusive rights free agent.
- Signed WR Rashard Higgins as restricted free agent.
- Signed DB Juston Burris.
- Waived DB Derrick Kindred.
- Waived WR Ricardo Louis.
- Waived DB Howard Wilson.

APRIL 3

- Signed FB/TE Orson Charles.

APRIL 5

- Signed DB Morgan Burnett.
- Signed QB Garrett Gilbert.
- Signed WR Damon Sheehy-Guiseppi.

APRIL 25

- Signed WR Ishmael Hyman.

APRIL 26

- Traded 2019 second (49) and fifth round (144) picks to Indianapolis Colts for 2019 second (46) round pick.
- Drafted CB Greedy Williams 46th overall.
- Drafted LB Sione Takitaki 80th overall.

APRIL 27

- Drafted S Sheldrick Redwine 119th overall.
- Drafted LB Mack Wilson 155th overall
- Drafted K Austin Seibert 170th overall
- Drafted T Drew Forbes 189th overall
- Drafted CB Donnie Lewis Jr. 221st overall.

APRIL 29

- Waived OL Kyle Friend.

MAY 1

- Waived G David Bright.

MAY 2

- Signed S Sheldrick Redwine.
- Signed T Drew Forbes.
- Signed CB Donnie Lewis Jr.
- Waived DE Lenny Jones.

MAY 3

- Signed WR Dorian Baker.
- Signed QB David Blough.
- Signed TE Stephen Carlson.
- Signed T Brian Fineanganofa.
- Signed P Jamie Gillan.
- Signed RB Darrin Hall.
- Signed S J.T. Hassell.
- Signed WR D.J. Montgomery.
- Signed DE Jarrell Owens.
- Signed CB Jermaine Ponder.
- Signed DE Wyatt Ray.
- Signed LB Anthony Stubbs.
- Signed C Trevon Tate.
- Signed C Willie Wright.
- Signed LB Dedrick Young II.
- Waived LB D'Juan Hines.
- Signed K Austin Seibert.
- Signed LB Mack Wilson.

MAY 6

- Signed CB Jhavonte Dean.
- Signed RB Trayone Gray.
- Signed LB Willie Harvey.
- Waived RB Darrin Hall.
- Waived CB Ashton Lumpkin.
- Waived LB Xavier Woodson-Luster.

MAY 13

- Signed RB L.J. Scott.
- Waived RB Devante Mays.

MAY 17

- Signed RB D'Ernest Johnson.
- Waived RB L.J. Scott.

MAY 21

- Signed CB Greedy Williams.

MAY 24

- Signed LB Sione Takitaki.

MAY 28

- Waived C Trevon Tate.

JUNE 5

- Waived T Desmond Harrison.

JUNE 6

- Signed T Ka'John Armstrong.

JULY 23

- Signed C Lo Falemaka.

JULY 24

- Placed RB Kareem Hunt on active/non-football injury list.
- Placed RB Trayone Gray on active/non-football injury list.

JULY 27

- Signed RB A.J. Ouellette.
- Waived T Ka'John Armstrong.

JULY 28

- Signed C John Yarbrough.
- Waived C Lo Falemaka with an injury designation.

AUG. 2

- Signed TE Mik'Quan Deane.
- Waived WR Blake Jackson with an injury designation.

AUG. 3

- Signed DT Tracy Sprinkle.
- Waived CB Jermaine Ponder.

AUG. 6

- Waived WR Blake Jackson from injured reserve.

AUG. 8

- Traded RB Duke Johnson Jr. to Houston for undisclosed 2020 draft pick.

AUG. 9

- Signed DT Brandin Bryant.
- Signed T Travis Vornkahl.
- Waived C John Yarbrough.
- Waived DT Tracy Sprinkle.

AUG. 10

- Signed FB Joe Kerridge.

AUG. 11

- Signed TE Rico Gathers.
- Waived TE Orson Charles.

AUG. 21

- Signed WR Braxton Miller.
- Claimed S Montrel Meander via waivers from the Jets.
- Waived TE Mik'Quan Deane (non-football illness).
- Placed WR D.J. Montgomery on injured reserve.

AUG. 26

- Waived CB Jhavonte Dean.

AUG. 27, 2019

- Waived WR Jaelen Strong.

AUG. 29, 2019

- Traded 2020 5th and 6th round picks to Buffalo for G Wyatt • •
- Teller and 2021 7th round pick.

AUG. 30, 2019

- Traded 2022 undisclosed pick to Detroit for QB David Blough and 2022 undisclosed pick.

AUG. 31, 2019

- Waived WR Dorian Baker.
- Waived DT Brandin Bryant.
- Waived TE Stephen Carlson.
- Waived TE Seth DeValve.
- Waived T Brian Fineanganofa.
- Waived RB Trayone Gray.
- Waived LB Willie Harvey.
- Waived S J.T. Hassell.
- Waived WR Ishmael Hyman.
- Waived CB Robert Jackson.
- Waived K Greg Joseph.
- Waived CB Donnie Lewis Jr.
- Waived S Montrel Meander.
- Waived WR Braxton Miller.
- Waived RB A.J. Ouellette.
- Waived DE Jarrell Owens.
- Waived CB Lenzy Pipkins.
- Waived DT Brian Price.
- Waived DE Wyatt Ray.
- Waived S Tigie Sankoh.
- Waved T Brad Seaton.
- Waived WR Damon Sheehy-Guiseppi.
- Waived LB Anthony Stubbs.
- Waived T Travis Vornkahl.
- Waived LB Dedrick Young II.
- Waived WR Derrick Willies.
- Waived G Willie Wright.
- Waived DE Athony Zettel.
- Waived G Kyle Kalis with an injury designation.
- Waived FB Joe Kerridge with an injury designation.
- Terminated contract of LB Ray-Ray Armstrong.
- Terminated contract of P Britton Colquitt.
- Terminated contract of T Bryan Witzmann.
- Terminated contract of DT Carl Davis.
- WR Antonio Callaway suspended by commissioner.
- RB Kareem Hunt suspended by commissioner.
- TE Rico Gathers suspended by commissioner.
- Placed CB Phillip Gaines on injured reserve.
- Traded 2020 Undisclosed draft pick to Tennessee for WR Taywan Taylor.
- Traded 2020 undisclosed pick to Green Bay for G Justin McCray and 2020 undisclosed pick.

SEPT. 1, 2019

- Claimed LB Malik Jefferson via waivers from Cincinnati.
- Claimed TE Ricky Seals-Jones via waivers from Arizona.
- Claimed WR KhaDarel Hodge via waivers from the L.A. Rams.
- Waived S Juston Burris.
- Waived DL Trevon Coley.
- Placed Drew Forbes on injured reserve.
- Signed DT Brandin Bryant to the practice squad.
- Signed TE Stephen Carlson to the practice squad.
- Signed WR Shelton Gibson to the practice squad.
- Signed LB Willie Harvey to the practice squad.
- Signed S J.T. Hassell to the practice squad.
- Signed CB Robert Jackson to the practice squad.
- Signed WR Derrick Willies to the practice squad.
- Signed G Willie Wright to the practice squad.

SEPT. 2, 2019

- Signed T Paul Adams to the practice squad.
- Signed RB Elijah McGuire to the practice squad.

SEPT. 7, 2019

- Signed CB Donnie Lewis Jr. to the practice squad.
- Waived T Paul Adams from the practice squad.

SEPT. 10, 2019

- Waived TE Rico Gathers.

SEPT. 12, 2019

- Signed G Colby Gossett to the practice squad.
- Waived CB Donnie Lewis Jr. from the practice squad.
- Terminated the contract of G Kyle Kalis.

SEPT. 16, 2019

- Signed RB Elijah McGuire to the active roster from the practice squad.
- Placed QB Drew Stanton on injured reserve.

SEPT. 18, 2019

- Signed G Malcolm Pridgeon to the practice squad.

SEPT. 19, 2019

- Waived RB Elijah McGuire.

SEPT. 20, 2019

- Claimed S Juston Burris via waivers from the Oakland.
- Placed TE David Njoku on injured reserve.
- Signed CB Robert Jackson to active roster from the practice squad.
- Signed CB Donnie Lewis Jr. to the practice squad.

SEPT. 21, 2019

- Signed LB Willie Harvey to active roster from the practice squad.
- Placed LB Christian Kirksey on injured reserve.
- Signed RB Elijah McGuire to the practice squad.

OCT. 4, 2019

- Placed LB Willie Harvey on injured reserve.

OCT. 7, 2019

- Activated WR Antonio Callaway to 53-man roster.

OCT. 11

- Signed QB Eric Dungey to the practice squad.
- Placed WR Derrick Willies on practice squad/injured.

OCT. 15

- Traded C Austin Corbett to the Los Angeles Rams in exchange for an undisclosed 2021 draft pick.

OCT. 18

- Waived FB Joe Kerridge from injured reserve.

OCT. 22

- Signed DT Eli Ankou to active roster from Jacksonville's practice squad.
- Signed LB Montrel Meander.
- Released RB Elijah Maguire from the practice squad.

OCT. 24

- Designated OL Drew Forbes for return from injured reserve.

OCT. 28

- Traded DE Genard Avery to Philadelphia in exchange for an undisclosed 2021 draft pick.

OCT. 30

- Claimed LB Tae Davis via waivers from the Giants.

NOV. 1

- Signed TE Stephen Carlson to the active roster from the practice squad.
- Placed DT Daniel Ekuale on injured reserve.

NOV. 4

- Waived S Jermaine Whitehead.
- Signed DE Porter Gustin to the practice squad.

NOV. 8

- Signed C JC Tretter to three-year contract extension.

NOV. 10

- Waived LB Malik Jefferson.

NOV. 11

- Signed DE Bryan Cox.

NOV. 14

- Activated OL Drew Forbes from injured reserve.
- Waived WR Antonio Callaway.

NOV. 15

- DE Myles Garrett suspended by commissioner.
- DT Larry Ogunjobi suspended by commissioner.

NOV. 19

- Placed S Morgan Burnett on injured reserve.

NOV. 20

- Designated TE David Njoku for return from injured reserve.
- Signed S J.T. Hassell to active roster from practice squad.
- Signed S A.J. Howard to practice squad.

NOV. 22

- Signed DT Brandin Bryant to active roster from practice squad.
- Signed DE Porter Gustin to active roster from practice squad.

NOV. 25

- Signed WR J'Mon Moore to the practice squad.

NOV. 26

- Waived DL Devaroe Lawrence.

NOV. 27

- Signed DE Robert McCray to the practice squad.

DEC. 3

- Waived DE Chris Smith.
- Signed DT Justin Zimmer to active roster from Atlanta's practice squad.

PUNT RETURNED FOR A TD

By Browns
Travis Benjamin, 78 yards (9/20/15 vs. TEN)

By Opponent
Kaelin Clay, 82 yards (11/30/15 vs. BAL)

KICKOFF RETURNED FOR A TD

By Browns
Joshua Cribbs, 100 yards & 103 yards (12/20/09 at KC)

By Opponent
JuJu Smith-Schuster, 96 yards (12/31/17 at PIT)

INTERCEPTION RETURNED FOR A TD

By Browns
Jason McCourty, 56 yards (10/15/17 at HOU)

By Opponent
Zach Cunningham, 38 yards (12/2/18 at HOU)

TWO INTERCEPTIONS IN SAME GAME

By Browns
Joe Schobert (11/24/19 vs. MIA)

By Opponent
Jimmy Smith (12/30/18 at BAL)

THREE INTERCEPTIONS IN SAME GAME

By Browns
Anthony Henry (11/18/01 at BAL)

By Opponent
Kevin Byard (10/22/17 vs. TEN)

FUMBLE RETURNED FOR A TD

By Browns
Craig Robertson, recovered in end zone (12/7/14 vs. IND)

By Opponent
Dont'a Hightower (10/27/1 at NE)

PUNT BLOCK RETURNED FOR A TD

By Browns
Andre King, 28 yards (11/30/03 at SEA)

By Opponent
Anthony Chickillo, 16 yards (9/10/17 vs. PIT)

PUNT BLOCKED

By Browns
Marlon Moore (11/5/15 at CIN)

By Opponent
Davis Moore (10/13/19 vs. SEA)

SHUTOUT SCORED

By Browns
at Cleveland 8, Buffalo 0 (12/16/07)

By Opponent
vs. Cincinnati 30, Cleveland 0 (12/14/14)

PAT UNSUCCESSFUL

By Browns
Austin Seibert (hit right upright) (11/14/19 vs. PIT)

By Opponent
Chris Boswell (hit left upright) (11/14/19 vs. PIT)

TWO-POINT CONVERSION

By Browns
Demetrius Harris reception (10/13/19 vs. SEA)

By Opponent
Cody Core pass from Jeff Driskel (12/23/18 vs. CIN)

FIELD GOAL BLOCKED

By Browns
Denzel Ward (10/27/19 at NE)

By Opponent
T.J. Watt (9/9/18 vs. PIT)

FIELD GOAL BLOCKED RETURNED FOR TD

By Browns
Leigh Bodden, 59 yards (11/13/05 at PIT)

By Opponent
Will Hill III, 62 yards (11/30/15 vs. BAL)

SAFETY SCORED

By Browns
Trevon Coley tackled Peyton Barber in the end zone (10/21/18 at TB)

By Opponent
Baker Mayfield sacked by Tremaine Edmunds in the end zone (11/10/19 vs. BUF)

100 YARDS RUSHING

By Browns
Nick Chubb, 106 yards (11/24/19 vs. MIA)

By Opponent
Matt Breida, 114 yards (10/7/19 at SF)

100 YARDS RUSHING IN A HALF

By Browns
Nick Chubb, 131 yards in second half (9/29/19 at BAL)

By Opponent
James Conner, 113 yards in second half (10/28/18 at PIT)

200 YARDS RUSHING

By Browns

Jerome Harrison, 286 yards (12/20/09 at KC)

By Opponent

Ahmad Bradshaw, 200 yards (10/7/12 at NYG)

BACK-TO-BACK 100-YARD RUSHING GAMES

By Browns

Nick Chubb, 122 yards (10/13/19 vs. SEA), Nick Chubb, 131 yards (10/27/19 at NE)

By Opponent

Jeremy Hill, 111 (12/11/16 vs. CIN), LeSean McCoy, 153 (12/18/16 vs. BUF)

TWO 100-YARD RUSHERS IN SAME GAME

By Browns

Leroy Kelly (113) & Ernie Green (103) (10/8/66 vs. PIT)

By Opponent

Arian Foster (124) & Ben Tate (115) (11/6/11 at HOU)

TWO RUSHING TOUCHDOWNS

By Browns

Nick Chubb (3) (9/29/19 at BAL)

By Opponent

Josh Allen (11/10/19 vs. BUF)

THREE RUSHING TOUCHDOWNS

By Browns

Nick Chubb (9/29/19 at BAL)

By Opponent

Melvin Gordon III (10/14/18 vs. LAC)

FOUR RUSHING TOUCHDOWNS

By Browns

Jamal Lewis (11/4/07 vs. SEA)

By Opponent

None

SUCCESSFUL ONSIDE KICK

By Browns

October 16, 2016 (at TEN)

By Opponent

December 8, 2013 (at NE)

OT GAME WON

By Browns

Cleveland 12 vs. Baltimore 9 (10/7/18)

By Opponent

Tampa Bay 26 vs. Cleveland 23 (10/21/18)

300 YARDS PASSING

By Browns

Baker Mayfield, 327 yards (24-34, 3 TD, 1 INT) (11/24/19 vs. MIA)

By Opponent

Matt Ryan, 330 yards (38-52, 2 TD) (11/11/18 vs. ATL)

BACK-TO-BACK 300-YARD PASSING GAMES

By Browns

Josh McCown, 457 yards (36-51, 2 TD) (10/11/15 at BAL), Josh McCown, 356 yards (32-41, 2 TD) (10/4/15 at SD)

By Opponent

Matt Ryan, 330 yards (38-52, 2 TD) (11/11/18 vs. ATL), Patrick Mahomes, 375 yards (23-32, 3 TD, INT) (11/4/18 vs. KC)

400 YARDS PASSING

By Browns

Josh McCown, 457 yards (36-51, 2 TD) (10/11/15 at BAL)

By Opponent

Derek Carr, 437 yards (35-58, 4 TD, 2 INT) (9/30/18 at OAK)

200 YARDS PASSING IN A HALF

By Browns

Baker Mayfield, 211 yards in first half (10/13/19 vs SEA)

By Opponent

Russell Wilson, 205 yards in first half (10/13/19 vs SEA)

THREE TOUCHDOWN PASSES

By Browns

Baker Mayfield (11/24/19 vs. MIA)

By Opponent

Patrick Mahomes (11/4/18 vs. KC)

FOUR TOUCHDOWN PASSES

By Browns

Baker Mayfield (11/25/18 at CIN)

By Opponent

Derek Carr (9/30/18 at OAK)

FIVE TOUCHDOWN PASSES

By Browns

Derek Anderson (9/16/07 vs. CIN)

By Opponent

Matthew Stafford (11/22/09 at DET)

SIX TOUCHDOWN PASSES

By Browns

None

By Opponent

Carson Palmer (9/16/07 vs. CIN)

100 YARDS RECEIVING

By Browns

Jarvis Landry, 148 yards (11/24/19 vs. MIA)

By Opponent

James Washington, 111 yards (12/1/19 at PIT)

100 YARDS RECEIVING IN A HALF

By Browns

Jarvis Landry, 103 yards in second half (11/24/19 vs. MIA)

By Opponent

JuJu Smith-Schuster, 127 yards in first half (12/31/17 at PIT)

TWO 100-YARD RECEIVERS IN SAME GAME

By Browns

Josh Gordon (151) & Jordan Cameron (121) (12/8/13 at NE)

By Opponent

Amari Cooper (128) & Jared Cook (110) (9/30/18 at OAK)

BACK-TO-BACK 100-YARD RECEIVING GAMES

By Browns

Terrelle Pryor Sr., 144 yards (9/25/16 at MIA), Corey Coleman, 104 yards (9/18/16 vs. BAL)

By Opponent

Tyrell Williams, 118 yards (10/14/18 vs. LAC), Mike Evans, 107 yards (10/21/18 at TB)

200 YARDS RECEIVING

By Browns

Josh Gordon, 261 yards (12/1/13 vs. JAX)

By Opponent

Terrell Owens, 222 yards (10/3/10 vs. CIN)

TWO RECEIVING TOUCHDOWNS

By Browns

Jarvis Landry (11/24/19 vs. MIA)

By Opponent

Travis Kelce (11/4/18 vs. KC)

THREE RECEIVING TOUCHDOWNS

By Browns

Jordan Cameron (9/22/13 at MIN)

By Opponent

Martellus Bennett (10/9/16 vs. NE)

500 YARDS TOTAL OFFENSE

By Browns

530 yards (9/29/19 at BAL)

By Opponent

565 yards (9/30/18 at OAK)

TWO SACKS

By Browns

Myles Garrett (10/13/19 vs. SEA)

By Opponent

Cameron Wake (9/8/19 vs. TEN)

THREE SACKS

By Browns

Myles Garrett (9/16/19 at NYJ)

By Opponent

T.J. Watt (9/9/18 vs. PIT)

FOUR SACKS

By Browns

Andra Davis (11/9/03 at KC)

By Opponent

Elvis Dumervil (9/20/09 at DEN)

FOUR FIELD GOALS

By Browns

Austin Seibert (11/3/19 at DEN)

By Opponent

Justin Tucker (12/30/18 at BAL)

FIVE FIELD GOALS

By Browns

Phil Dawson (11/4/12 vs. BAL)

By Opponent

Ka'imi Fairbairn (12/2/18 at Hou)

SIX FIELD GOALS

By Browns

Phil Dawson (11/5/06 at SD)

By Opponent

None

2019 PLAYER PARTICIPATION

WEEK	1	2	3	4	5	6	7	8	9	10	12	13	14	15	16	17						
DATE	9/8	9/16	9/22	9/29	10/7	10/13	10/27	11/3	11/10	11/14	11/24	12/1	12/8	12/15	12/22	12/29						
OPP	TEN	ONVJ	LAR	GBAL	MSF	SEA	IND	DEN	CIN	PIT	MIA	ATPIT	CIN	ARI	BAL	ATCIN	GP	GS	DNP	IA		
Adams, Paul	PS	Not on team - Released from practice squad on 9/7															0	0	0	0		
Ankou, Eli	Not on team - JAX practice squad						IA	SUB	SUB	SUB	DT	SUB					5	1	0	1		
Avery, Genard	IA	IA	SUB	IA	IA	IA	SUB	Not on team - Traded to PHI on 10/28									2	0	0	5		
Beckham Jr., Odell	WR	WR	WR	WR	WR	WR	WR	WR	WR	WR	WR	WR					12	12	0	0		
Bitonio, Joel	LG	LG	LG	LG	LG	LG	LG	LG	LG	LG	LG	LG					12	12	0	0		
Brown, Pharaoh	SUB	SUB	TE	TE	TE	TE	TE	IA	SUB	TE	IA	IA					9	6	0	3		
Bryant, Brandin	PS	PS	PS	PS	PS	PS	PS	PS	PS	PS	SUB	SUB					2	0	0	0		
Burnett, Morgan	S	S	IA	IA	S	S	S	S	S	S	IR - R. on 11/20						8	8	0	2		
Burris, Justin	Not on team		DB	SUB	SUB	SUB	S	S	DB	DB	S	S					10	7	0	1		
Callaway, Antonio	Suspended			WR	SUB	WR	SUB	IA	Not on team							4	2	0	1			
Carlson, Stephen	PS	PS	PS	PS	PS	PS	PS	TE	TE	SUB	TE	TE					5	4	0	0		
Carrie, T.J.	SUB	SUB	CB	CB	CB	CB	SUB	SUB	SUB	SUB	DB	DB	DB					12	7	0	0	
Chubb, Nick	RB	RB	RB	RB	RB	RB	RB	RB	RB	RB	RB	RB	RB					12	12	0	0	
Cox, Bryan	Not on team - CAR active roster										IA	SUB	SUB					2	0	0	1	
Davis, Tae	Not on team - NYG active roster					SUB	SUB	SUB	SUB	SUB	SUB	SUB					9	1	0	4		
Dungey, Eric	Not on team					PS	PS	PS	PS	PS	PS	PS					0	0	0	0		
Ekuele, Daniel	SUB	SUB	SUB	SUB	SUB	SUB	SUB	IR - R. on 11/1								7	0	0	0			
Forbes, Drew	IR - R. on 9/2										IA	IA	IA					0	0	0	3	
Garrett, Myles	DE	DE	DE	DE	DE	DE	DE	DE	DE	DE	Suspended					10	10	0	0			
Gathers, Rico	Suspended	Not on team - Released from practice squad on 9/10															0	0	0	0		
Gibson, Shelton	PS	PS	PS	PS	PS	PS	PS	PS	PS	PS	PS	PS	PS					0	0	0	0	
Gilbert, Garrett	IA	DNP	DNP	DNP	SUB	DNP	DNP	DNP	DNP	SUB	SUB	SUB					4	0	7	1		
Gillan, Jamie	P	P	P	P	P	P	P	P	P	P	P	P					12	0	0	0		
Gossett, Colby	PS	PS	PS	PS	PS	PS	PS	PS	PS	PS	PS	PS					0	0	0	0		
Gustin, Porter	Not on team								PS	PS	SUB	SUB					2	0	0	0		
Harris, Demetrius	SUB	SUB	TE	SUB	SUB	SUB	SUB	TE	TE	TE	SUB	TE					12	5	0	0		
Harvey, Willie	PS	PS	SUB	SUB	IR - R. on 10/5										2	0	0	0				
Hassell, J.T.	PS	PS	PS	PS	PS	PS	PS	PS	PS	PS	SUB	SUB					2	0	0	0		
Higgins, Rashard	WR	IA	IA	IA	IA	DNP	SUB	SUB	SUB	SUB	SUB	SUB					7	1	1	4		
Hilliard, Dontrell	SUB	IA	SUB	SUB	SUB	SUB	SUB	SUB	SUB	SUB	SUB	SUB					11	0	0	1		
Hodge, KhaDarel	SUB	SUB	SUB	SUB	SUB	SUB	SUB	SUB	SUB	SUB	SUB	SUB					12	0	0	0		
Hubbard, Chris	RT	RT	IA	RT	RT	RT	RT	RT	RT	RT	RT	RT					11	11	0	1		
Hughlett, Charley	LS	LS	LS	LS	LS	LS	LS	LS	LS	LS	LS	LS					12	0	0	0		
Hunt, Kareem	Suspended										SUB	SUB	SUB	SUB					4	0	0	0
Jackson, Robert	PS	PS	SUB	SUB	SUB	SUB	SUB	IA	IA	IA	IA	IA					6	0	0	3		
Jefferson, Malik	SUB	SUB	SUB	SUB	SUB	SUB	SUB	SUB	SUB	Not on team - Waived on 11/2						9	0	0	0			
Johnson, D'Ernest	SUB	SUB	SUB	SUB	SUB	SUB	SUB	SUB	SUB	SUB	SUB	SUB					12	0	0	0		
Kerridge, Joe	IR - R. on 8/30					Not on team - Released from team on 10/21											0	0	0	0		
Kirksey, Christian	WILL	WILL	IR - R. on 9/21															2	2	0	0	
Kush, Eric	RG	RG	RG	RG	RG	RG	RG	SUB	SUB	SUB	SUB	SUB					12	7	0	0		
Lamm, Kendall	SUB	IA	IA	IA	IA	IA	IA	IA	IA	IA	IA	IA	SUB					2	0	0	10	
Landry, Jarvis	WR	WR	WR	WR	WR	WR	WR	WR	WR	WR	WR	WR	WR					12	12	0	0	
Lawrence, Devaroe	SUB	SUB	SUB	SUB	SUB	SUB	SUB	SUB	SUB	DT	DT	Not on team - Released from active roster on 11/24						11	2	0	0	
Lewis, Donnie	PS	Not on team		PS	PS	PS	PS	PS	PS	PS	PS	PS					0	0	0	0		
Mayfield, Baker	QB	QB	QB	QB	QB	QB	QB	QB	QB	QB	QB	QB	QB					12	12	0	0	
McCray, Justin	SUB	DNP	RT	SUB	SUB	SUB	LT	SUB	SUB	SUB	SUB	LT					11	3	1	0		
McGuire, Elijah	PS	DNP	Not on team		PS	PS	PS	Not on team - Released from practice squad on 10/22										0	0	1	0	
Meander, Montrel	Not on team						PS	PS	PS	PS	PS	PS					0	0	0	0		
Mitchell, Terrance	SUB	SUB	CB	CB	CB	CB	DNP	SUB	SUB	PS	SUB	SUB					11	4	1	0		
Montgomery, D.J.	IR - R. on 8/21																0	0	0	0		
Murray, Eric	SUB	S	S	S	SUB	SUB	SUB	IA	IA	IA	IA	IA					7	3	0	5		
Njoku, David	TE	SUB	IR - R. on 9/20															2	1	0	0	
Ogunjobi, Larry	DT	DT	DT	DT	DT	DT	DT	DT	DT	DT	Suspended		DT					11	11	0	0	
Pridgeon, Malcolm	Not on team		PS	PS	PS	PS	PS	PS	PS	PS	PS	PS	PS					0	0	0	0	
Randall, Damarious	S	IA	IA	S	S	S	IA	IA	S	S	S	IA					7	7	0	5		
Ratley, Damion	SUB	WR	SUB	WR	SUB	IA	IA	IA	SUB	SUB	SUB	SUB					9	2	0	3		
Redwine, Sheldrick	SUB	SUB	DNP	IA	IA	SUB	IA	SUB	SUB	SUB	SUB	S					8	1	1	3		
Richardson, Sheldon	DT	DT	DT	DT	DT	DT	DT	DT	DT	SUB	DE	DT					12	11	0	0		
Robinson, Greg	LT	LT	LT	LT	LT	LT	SUB	LT	LT	LT	LT	IA					11	10	0	1		
Sankoh, Tigie#	PS	PS	PS	PS	PS	PS	PS	PS	PS	PS	PS	PS					0	0	0	0		
Schobert, Joe	MIKE	MIKE	MIKE	MIKE	MIKE	MIKE	MIKE	MIKE	MIKE	MIKE	MIKE	MIKE					12	12	0	0		
Seals-Jones, Ricky	IA	SUB	SUB	SUB	SUB	TE	SUB	SUB	IA	SUB	TE	TE					10	3	0	2		
Seibert, Austin	K	K	K	K	K	K	K	K	K	K	K	K					12	0	0	0		
Smith, Chris	SUB	SUB	DNP	SUB	SUB	SUB	IA	SUB	SUB	SUB	SUB	IA					8	0	1	2		
Stanton, Drew	DNP	IR - R. on 9/16															0	0	1	0		
Takitaki, Sione	IA	SUB	SUB	SUB	SUB	SUB	SUB	SUB	SUB	SUB	SUB	SUB					11	0	0	1		
Taylor, Adarius	SUB	IA	SUB	SUB	SUB	SUB	SUB	SUB	SUB	SUB	SUB	SUB					11	0	0	1		
Taylor, Taywan	IA	WR	SUB	SUB	IA	IA	IA	IA	IA	IA	IA	IA					3	1	0	9		
Teller, Wyatt	IA	SUB	SUB	SUB	SUB	SUB	SUB	RG	RG	RG	RG	RG					11	5	0	1		
Thomas, Chad	SUB	SUB	SUB	SUB	SUB	SUB	SUB	SUB	DE	DE	DE	DE					12	4	0	0		
Thomas, Tavierre	SUB	SUB	SUB	SUB	SUB	SUB	SUB	SUB	SUB	SUB	SUB	SUB					12	0	0	0		
Tretter, JC	C	C	C	C	C	C	C	C	C	C	C	C					12	12	0	0		
Vernon, Olivier	DE	DE	DE	DE	DE	DE	DE	DE	IA	IA	IA	DE					9	9	0	3		
Ward, Denzel	CB	CB	IA	IA	IA	IA	CB	CB	CB	CB	CB	CB	CB					8	8	0	4	
Williams, Greedy	CB	CB	IA	IA	IA	IA	CB	CB	CB	CB	CB	CB					8	8	0	4		
Willies, Derrick	PS	PS	PS	PS	PS	IR - R. on 10/10										0	0	0	0			
Wilson, Mack	SUB	SUB	WILL	WILL	WILL	WILL	WILL	WILL	WILL	WILL	WILL	WILL					12	10	0	0		
Wright, Willie	PS	PS	PS	PS	PS	PS	PS	PS	PS	PS	PS	PS					0	0	0	0		

WEEK 1, GAME 1


**TITANS 43
BROWNS 13**

Sept. 8, 2019

FirstEnergy Stadium, Cleveland, OH.



The Cleveland Browns fell to the Tennessee Titans in Cleveland's season-opener for the 2019 season, 43-13. The Browns started the game with an efficient opening-drive, going 73 yards on 8 plays in 4:49, ending in a Dontrell Hilliard rushing touchdown to put the Browns ahead early on. After a missed PAT by Austin Seibert, the Browns led 6-0. The ensuing Titans drive would result in a Cairo Santos 37-yard field goal to put the Titans on the board, 6-3. The Titans would take the lead in the second quarter after stringing together an 11-play, 87-yard drive ending in a 1 yd. rushing touchdown by Derrick Henry, putting the Titans in front, 10-6. After trading possessions, the Titans would pin the Browns deep into their zone, ending with a sack in the end zone for a safety by Cameron Wake, to extend their lead to 12-6 heading into halftime. Receiving the ball to start the second half, the Titans would make it a two-possession game, 15-6, as Santos was successful from 53 yards out. Late into the third quarter the Browns would find the end zone again, this time through the air as Baker Mayfield found David Njoku on a quick pass at the goal line. With just over two minutes remaining in the third quarter, the Browns trailed 15-13. The Titans wasted no time with their response as Marcus Mariota's screen pass to Henry out of the backfield would go for 75 yards. Mariota found Delanie Walker in the end zone twice in the fourth quarter. Mariota's touchdown passes, just 3:29 apart, put the Titans up 36-13 with 9:03 remaining. With just over three minutes remaining, Malcolm Butler would intercept a Mayfield pass intended for Jarvis Landry, and return it 38 yards for a touchdown, further extending their lead and putting a cap on the contest, 43-13.

TEAM	1	2	3	4	F
Tennessee	3	9	10	21	43
Cleveland	6	0	7	0	13

SCORING SUMMARY

TEAM Q TIME PLAY

Browns	1	10:11	D.Hilliard 4 yd. run (kick failed, wr)
Titans	1	6:32	C.Santos 37 yd. Field Goal (7-73, 3:39)
Titans	2	9:39	D.Henry 1 yd. run (C.Santos kick) (11-87, 5:10)
Titans	2	1:42	B.Mayfield sacked in the end zone by C.Wake for a Safety
Titans	3	11:53	C.Santos 53 yd. Field Goal (5-44, 3:07)
Browns	3	2:10	D.Njoku 3 yd. pass from B. Mayfield (A. Seibert kick) (6-61, 3:42)
Titans	3	1:57	D.Henry 75 yd. pass from M.Mariota (C.Santos kick) (1-75, 0:13)
Titans	4	12:32	De.Walker 11 yd. pass from M.Mariota (C.Santon kick) (4-35, 1:39)
Titans	4	9:03	De.Walker 7 yd. pass from M.Mariota (C.Santos kick) (4-34, 2:14)
Titans	4	3:02	M.Butler 38 yd. interception return (C.Santos kick)

TEAM STATISTICS

	TEN	CLE
FIRST DOWNS:	21	19
TIME OF POSSESSION:	29:18	30:42
TOTAL NET YARDS: (RU/PA):	339 (123/216)	346 (102/244)
SACKS/YARDS	5/41	4/32
PUNTS/AVERAGE:	6-46.2	5-46.6
PENALTIES/YARDS:	6-54	18-182
FUMBLES/LOST:	0/0	0/0

INDIVIDUAL STATISTICS

PASSING: TEN: M.Mariota 14-24-248 (3 TD); **CLE:** B.Mayfield 25-38-285 (TD, 3 INT).

RUSHING: TEN: D.Henry 19-84 (TD), M.Mariota 3-24, J.Smith 1-10, D.Lewis 3-7, R.Tannehill 2-(-2); **CLE:** N.Chubb 17-75, D.Johnson 1-13, J. Landry 1-10, D.Hilliard 1-4 (TD).

RECEIVING: TEN: De.Walker 5-55 (2 TD), A.Brown 3-100, D.Lewis 3-6, D.Henry 1-75 (TD), J.Smith 1-7, A.Humphries 1-5; **CLE:** O.Beckham 7-71, J.Landry 4-67, D.Njoku 4-37, N.Chubb 3-10, R.Higgins 2-46, D.Johnson 2-23, D.Ratley 2-17, D.Hilliard 1-14.

WEEK 2, GAME 2


**BROWNS 23
JETS 3**

Sept. 16, 2019

MetLife Stadium, East Rutherford, N.J.



The Cleveland Browns picked up their first win of the 2019 with a dominant 23-3 victory over the New York Jets on Monday Night Football. Similar to the season-opener against the Titans, the Browns were able to drive down the field on the opening possession of the play and put point on the board, this time coming from a 23-yard field goal from rookie Austin Seibert. After forcing a quick three-and-out, the Browns would improve their led to 6-0 after a 48-yard field goal from Seibert. Without starting quarterback Sam Darnold, the Jets were led out the tunnel to start the game by Trevor Siemian, but an injury to Siemian in the second quarter would result in Luke Falk coming into the game at quarterback for the Jets. Led by Myles Garrett, the Browns defense were able to control the game for the most part and apply pressure at all times to the Jets. Garrett led the Browns in sacks with three on the night. Nick Chubb would get his first touchdown of the 2019 season when he ran 19 yards to the end zone early in the second quarter, further extending Cleveland's lead to 13-0. The Jets avoided the shutout in the second quarter when Sam Ficken kicked the ball through the uprights from 46 yards out. After a third field goal from Seibert, this time from 3 yards, the Browns led 16-3 at halftime. Back and forth, defensive stops to open up the third quarter saw the Browns lead 16-3 towards the end of the third quarter. QB Baker Mayfield extended his streak of at least one touchdown pass in 15 consecutive games to start his career when he found WR Odell Beckham Jr. on a short pass over the middle, resulting in an 89-yard touchdown reception for Beckham. This was a career-long touchdown reception for Beckham and put the cap on the contest at 23-3. The Browns advanced to 1-1 while the Jets fell to 0-2.

TEAM	1	2	3	4	F
Cleveland	6	10	7	0	23
New York	0	3	0	0	3

SCORING SUMMARY

TEAM Q TIME

Browns	1	10:27	A.Seibert 23 yd. Field Goal (11-76, 4:33)
Browns	1	6:15	A.Seibert 48 yd. Field Goal (6-22, 2:32)
Browns	2	10:16	N.Chubb 19 yd. run (A.Seibert kick) (5-53, 3:07)
Jets	2	2:56	S.Ficken 46 yd. Field Goal (11-47, 7:20)
Browns	2	0:00	A.Seibert 43 yd. Field Goal (5-15, 0:35)
Browns	3	3:32	O.Beckham 89 yd. pass from B.Mayfield (A.Seibert kick) (1-89, 0:11)

TEAM STATISTICS

	CLE	NYJ
FIRST DOWNS:	16	13
TIME OF POSSESSION:	29:41	30:19
TOTAL NET YARDS: (RU/PA):	375 (70/305)	262 (93/169)
SACKS/YARDS	4-32	3-20
PUNTS/AVERAGE:	6-38.5	7-47.0
PENALTIES/YARDS:	9-85	12-89
FUMBLES/LOST:	0/0	1/1

INDIVIDUAL STATISTICS

PASSING: CLE: B.Mayfield 19-35-325 (TD); NYJ: L.Falk 20-25-198, T.Siemian 3-3-3.

RUSHING: CLE: N.Chubb 18-62 (TD), D.Johnson 3-8 ; NYJ: L.Bell 21-68, T.Montgomery 3-25.

RECEIVING: CLE: 6-161 (TD), N.Chubb 4-36, J.Landry 3-32, D.Ratley 2-50, D.Harris 1-4; NYJ: L.Bell 10-61, Ro.Anderson 4-81, J.Crowder 4-40, T.Montgomery 3-15, J.Bellamy 1-5, D.Thomas 1-(-1).

WEEK 3, GAME 3

RAMS 20
BROWNS 13

Sept. 22, 2019

FirstEnergy Stadium, Cleveland, OH.



The Cleveland Browns were defeated by the Los Angeles Rams on Sunday night falling short, 20-13. In its first Sunday night game since the 2008 season, Cleveland welcomed the defending NFC Champion Los Angeles Rams, their first meeting since 2015. The defenses came to play to start the game, with teams trading possessions and punting early on. The Rams would be the first team to get on the board when K Greg Zuerlein's field goal attempt was good from 53 yards. The Browns would respond with a field goal of their own early in the second quarter when K Austin Seibert's attempt from 23 yards went through the uprights, capping off a 13-play, 70-yard drive lasting 7:25. After trading possessions and both teams punting, the Rams would find themselves in the Cleveland red zone, but Zuerlein's attempt from 48 yards out went wide right, keeping the score at 3-3 halfway through the second quarter. With 0:28 remaining in the half, DE Myles Garrett would record his sixth sack of the season, forcing a fumble, recovered by LB Joe Schobert and returned to the LAR 17. This forced fumble and return would set up another Seibert field goal. Seibert was successful from 35 yards out, putting the Browns up 6-3 at the half. Los Angeles wasted no time to start the second half to regain the lead. Capping off a 10-play, 75-yard drive, Goff found WR Cooper Kupp for the first of his two touchdowns on the night to put the Rams in front, 10-6. Cleveland showed no signs of going away on the ensuing drive, marching down the field 75 yards on 11 plays and capping it off with a 2 yd. TD pass to TE Demetrius Harris from Baker Mayfield in the back of the end zone to regain the lead, 13-10. Holding the lead, CB T.J. Carrie's diving effort was enough to intercept Goff and regain possession for the Browns. After trading possessions, the Rams found the end zone for the second time on the night when Kupp caught his second touchdown of the night, putting the Rams back into the lead 17-13. After forcing the Browns to punt, Los Angeles would reinforce their lead with a 37-yd. field goal from Zuerlein, extending the score to 20-13. S Juston Burris intercepted a Goff pass with under three minutes remaining to give the Browns one final possession with 2:46 remaining. The Browns found themselves on the LAR 4 with 0:43 remaining, but a defensive stand by Los Angeles would close out game.

TEAM	1	2	3	4	F
Los Angeles	3	0	7	10	20
Cleveland	0	6	7	0	13

SCORING SUMMARY

TEAM Q TIME PLAY

Rams	1	4:06	G.Zuerlein 53 yd. Field Goal (11-51, 4:58)
Browns	2	11:41	A.Seibert 23 yd. Field Goal (13-70, 7:25)
Browns	2	0:00	A.Seibert 35 yd. Field Goal (4-0, 0:18)
Rams	3	10:40	C.Kupp 11 yd. pass from J.Goff (G.Zuerlein kick) (10-75, 4:20)
Browns	3	4:37	D.Harris 2 yd. pass from B.Mayfield (A.Seibert kick) (11-75, 6:03)
Rams	4	12:48	C.Kupp 6 yd. pass from J.Goff (G.Zuerlein kick) (8-72, 4:12)
Rams	4	6:37	G.Zuerlein 37 yd. Field Goal (9-43, 2:37) 20 13

TEAM STATISTICS

	LAR	CLE
FIRST DOWNS:	20	18
TIME OF POSSESSION:	28:23	31:37
TOTAL NET YARDS: (RU/PA):	345 (90/255)	270 (95/175)
SACKS/YARDS	3/20	2/14
PUNTS/AVERAGE:	2-39.5	6-40.0
PENALTIES/YARDS:	7-50	8-60
FUMBLES/LOST:	1/1	1/0

INDIVIDUAL STATISTICS

PASSING: CLE: B.Mayfield 18-36-195 (TD, INT); **LAR:** J.Goff 24-38-269 (2 TD, 2 INT)

RUSHING: CLE: N.Chubb 23-96, B.Mayfield 1-(-1); **LAR:** T.Gurley 14-43, R.Woods 2-18, J.Goff 4-14, B.Cooks 1-8, M.Brown 3-7;

RECEIVING: CLE: O.Beckham 6-56, N.Chubb 4-35, J.Landry 3-62, D.Ratley 3-26, R.Seals-Jones 1-14, D.Harris 1-2 (TD); **LAR:** C.Kupp 11-102 (2 TD), B.Cooks 8-112, R.Woods 3-40, G.Everett 2-15.

WEEK 4, GAME 4

BROWNS 40
RAVENS 25

Sep. 29, 2019

M&T Bank Stadium, Baltimore, MD.



The Cleveland Browns defeated the divisional-rival Baltimore Ravens on Sunday afternoon, 40-25. Cleveland was first to put points on the board when QB Baker Mayfield found TE Ricky Seals-Jones on a shallow crossing route in space for a touchdown with 2:50 remaining in the first quarter. After Ravens CB Maurice Canaday intercepted Mayfield, the Ravens were able find the end zone with 1:55 to go in the first half. QB Lamar Jackson's 9-yd. TD pass over the middle was hauled in by WR Miles Boykin. Cleveland responded well to the Ravens' late score by running a 10-play, 81-yard drive in just 1:47 that was capped off by a 24-yd. field goal from K Austin Seibert to the put the Browns in front, 10-7, entering halftime. Baltimore opened the second half with the ball and tied the game at 10-10 with a 41-yd. field goal from Ravens K Justin Tucker. Cleveland's ensuing drive took just 1:34 off the clock as they went 75 yards in three plays. On second and eight from the CLE 27, Mayfield found Seals-Jones in a soft spot of the Ravens' zone coverage, sending Seals-Jones down the field for a 59-yd. reception. On the next play, RB Nick Chubb scored his fourth rushing touchdown on the season, side-stepping and breaking tackles on a 14-yd. run to the end zone. The following drive for the Ravens had promise as they traveled 43 yards on six plays before S Jermaine Whitehead forced a fumble from Ravens RB Mark Ingram II, with DE Chad Thomas recovering. The Browns, now up 17-10, doubled their lead when Chubb capped off an 8-play, 74-yard drive, scoring his second touchdown on the afternoon. Baltimore's ensuing drive was their longest of the game, when they went 75 yards in 14 plays, spanning 6:02. Jackson's pass over the middle in the end zone to TE Mark Andrews, followed by a converted two-point attempt from Ingram, made the divisional clash a one-possession game with 9:51 remaining in the contest. Backed up to their own 12-yard line, Chubb and the Browns wasted no time with their response as a toss to the right for Chubb saw him find a gap in the line as he sprinted 88 yards for a touchdown to regain a two-possession. After a failed two-point attempt from Cleveland, the Browns led 30-18 with 9:35 remaining. Just 1:15 later, the Browns were able to make a defensive stand in the middle of the field as the Ravens turned the ball over on downs. The Browns capitalized and turned it into three points when Seibert was successful from 43 yards, extending Cleveland's lead to 33-18 with 6:56 remaining in the game. On first and 10 from the BAL 46, Jackson looked deep over the middle for Andrews but was intercepted by Whitehead with 5:52 remaining. The Ravens were able to force a three-and-out from the Browns, but their next drive would end in another turnover as DE Devaroe Lawrence recorded his first career interception as he was able to tip Jackson's pass and haul it in himself. RB Dontrell Hilliard capped off the Browns following drive with a 1-yd. TD rush, his second of the season, to put the Browns in front 40-18. Ravens WR Willie Snead caught a short pass from Jackson and turned it up field for a 50-yd. TD catch with 0:30 remaining in the game to make it 40-25.

TEAM	1	2	3	4	F
Cleveland	7	3	14	16	25
Baltimore	0	7	3	15	40

SCORING SUMMARY

TEAM Q TIME PLAY

Browns	1	2:50	R.Seals-Jones 9 yd. pass from B.Mayfield (A.Seibert kick) (13-84, 8:31)
Ravens	2	1:55	M.Boykin 9 yd. pass from L.Jackson (J.Tucker kick) (7-58, 3:40)
Browns	2	0:08	A.Seibert 24 yd. Field Goal (10-81, 1:47)
Ravens	3	11:15	J.Tucker 41 yd. Field Goal (8-62, 3:45)
Browns	3	9:41	N.Chubb 14 yd. run (A.Seibert kick) (3-75, 1:34)
Browns	3	0:53	N.Chubb 2 yd. run (A.Seibert kick) (8-74, 5:18)
Ravens	4	9:51	M.Andrews 8 yd. pass from L.Jackson (M.Ingram run) (14-75, 6:02)
Browns	4	9:35	N.Chubb 88 yd. run (pass failed) (1-83, 0:16)
Browns	4	6:56	A.Seibert 43 yd. Field Goal (4-6, 1:19) 33 18
Browns	4	2:14	D.Hilliard 1 yd. run (A.Seibert kick) (6-39, 3:07)
Ravens	4	0:30	W.Snead 50 yd. pass from L.Jackson (5-79, 1:44)

TEAM STATISTICS

	CLE	BAL
FIRST DOWNS:	22	24
TIME OF POSSESSION:	30:17	29:43
TOTAL NET YARDS: (RU/PA):	530 (193/337)	395 (173/222)
SACKS/YARDS	4/25	1/5
PUNTS/AVERAGE:	3-42.3	3-43.7
PENALTIES/YARDS:	6-41	3-15
FUMBLES/LOST:	0-0	2-1

INDIVIDUAL STATISTICS

PASSING: CLE: B.Mayfield 20-30-342 (TD, INT), O.Beckham 1-0-0; **BAL:** L.Jackson 24-34-243 (3 TDs, 2 INT).

RUSHING: CLE: N.Chubb 20-165 (3 TDs), D.Hilliard 6-27 (TD), B.Mayfield 3-1; **BAL:** M.Ingram 12-71, L.Jackson 9-66, G.Edwards 6-28, J.Hill 2-8.

RECEIVING: CLE: J.Landry 8-167, R.Seals-Jones 3-82 (TD), N.Chubb 3-18, D.Hilliard 2-27, O.Beckham 2-20, P.Brown 1-18, D.Ratley 1-10; **BAL:** S.Roberts 4-36, M.Andrews 4-31 (TD), M.Brown 4-22, M.Boykin 3-32 (TD), W.Snead 2-61 (TD), H.Hurst 2-39, J.Hill 2-9, N.Boyle 1-9, G.Edwards 1-8, M.Ingram 1-0.

WEEK 5, GAME 5



BROWNS 3
49ERS 31

Oct. 7, 2019

Levi's Stadium, San Francisco, Calif.



The Cleveland Browns were defeated by the San Francisco 49ers on Monday night, 31-3. After forcing a three-and-out to open the game, the 49ers got on the board early and on their first offensive play of the game. 49ers RB Matt Breida's 83-yard rushing touchdown just 1:43 into the game opened the scoring between the teams. San Francisco was able to retain possession of the ball quickly after when 49ers CB Richard Sherman intercepted QB Baker Mayfield. The 49ers doubled their lead just past the halfway point of the first quarter when 49ers QB Jimmy Garoppolo found Breida for a 5-yard touchdown pass, Breida's second touchdown of the game. The 49ers were able to force another turnover from Mayfield, this time a forced fumble by 49ers DT DeForest Buckner. The Browns were able to put points on the board early in the second quarter when K Austin Seibert's field goal attempt from 30 yards was good. With 4:45 remaining in the second quarter, Mayfield was intercepted for the second time in the game when 49ers CB K'Waun Williams was able to grab a bobble from WR Antonio Callaway at the SF 2, and return it to midfield. Shortly after, 49ers RB Tevin Coleman put the 49ers up 21-3 with a 19-yard rushing touchdown. San Francisco extended their lead to 28-3 on the opening drive of the second half when Garoppolo threw a 22-yard touchdown pass over the middle to 49ers TE George Kittle. With 5:08 left in the game, the 49ers would score for their final points on the night, extending their lead for a final time, 31-3 with a 44-yard field goal from K Robbie Gould.

TEAM	1	2	3	4	F
Cleveland	0	3	0	0	3
San Francisco	14	7	7	3	31

SCORING SUMMARY

TEAM	Q	TIME	PLAY
49ers	1	13:37	M.Breida 83 yd. run (R.Gould kick) (1-83, 0:11)
49ers	1	6:26	M.Breida 5 yd. pass from J.Garoppolo (R.Gould kick) (8-74, 3:57)
Browns	2	11:22	A.Seibert 30 yd. Field Goal (10-51, 4:47)
49ers	2	1:54	T.Coleman 19 yd. run (R.Gould kick) (6-49, 2:51)
49ers	3	10:37	G.Kittle 22 yd. pass from J.Garoppolo (R.Gould kick) (9-90, 4:23)
49ers	4	5:08	R.Gould 44 yd. Field Goal (4-3, 1:54)

TEAM STATISTICS

	CLE	SF
FIRST DOWNS:	9	22
TIME OF POSSESSION:	22:17	37:43
TOTAL NET YARDS: (RU/PA):	180(102/78)	446(275/171)
SACKS/YARDS	2/10	4/42
PUNTS/AVERAGE:	7/56.7	4/44.0
PENALTIES/YARDS:	7/55	4/34
FUMBLES/LOST:	3/2	1/0

INDIVIDUAL STATISTICS

PASSING: CLE: B.Mayfield 8-22-100 (2 INT), O.Beckham, Jr. 1-1-20, G.Gilbert 1-0-0
SF: J.Garoppolo 20-29-181 (2 TD)

RUSHING: CLE: N.Chubb 16-87, O.Beckham, Jr. 2-15; **SF:** M.Breida 11-114 (TD), T.Coleman 16-97 (TD), R.Mostert 7-34, G.Kittle 1-18, M.Goodwin 1-15, J.Garoppolo 4-(-3).

RECEIVING: CLE: J.Landry 4-75, O.Beckham, Jr. 2-27, N.Chubb 1-12, D.Johnson 1-6, D.Harris 1-0; **SF:** G.Kittle 6-70 (TD), M.Goodwin 3-41, M.Breida 3-15 (TD), K.Bourne 2-24, K.Jusczyk 2-20, R.Dwelle 2-(-3), D.Pettis 1-11, D.Samuel 1-3.

WEEK 6, GAME 6



SEAHAWKS 32
BROWNS 28

Oct. 13, 2019

FirstEnergy Stadium, Cleveland, Ohio



The Seattle Seahawks defeated the Cleveland Browns on Sunday afternoon, 32-28. Giving the Browns their best field position to start a game this season, RB Dontrell Hilliard returned the opening kickoff 74 yards to the SEA 26. The Browns capitalized on this with an opening-drive touchdown rush from RB N.Chubb from seven yards out to put the Browns in front, 7-0 to begin the day. Seahawks QB R.Wilson responded with 75-yard touchdown drive, ending with a 16-yard TD rush from the quarterback. K J.Meyers' PAT attempt was no good, wide right. The Browns extended their lead on the ensuing drive when QB B.Mayfield led a 10-play, 69-yard drive, capped off by a rushing touchdown of his own from 10 yards out. The Browns led 14-6 entering the second quarter and once again extended their lead to 20-6 early in the second quarter when Mayfield found TE R.Seals-Jones on a 31-yard TD pass. K A.Seibert's PAT attempt was no good, wide left. After a blocked punt and two interceptions from the Seattle defense, Meyers was good on two field goals from 38 and 20 yards out to cut into Cleveland's lead. Late in the first half, Seattle found the end zone for the second time, this time coming through the air when Wilson found WR J.Brown in the right side of the end zone from 17 yards out. After a failed two-point conversion attempt by the Seahawks, Cleveland entered halftime with a 20-18 lead. After a punt from Seattle and a fumble by Chubb, Seattle took the lead for the first time with 6:00 remaining in the third quarter when Wilson found Brown in the end zone for the second time on the afternoon, this time from 6 yards out to put Seattle in front, 25-20. After defensive stops, a fumble by RB C.Prosise, and a goal-line stop by the Seahawks, neither team put points on the board again until 9:02 remained in the fourth quarter when Chubb rushed for his second touchdown on the day, this time from 2 yards out, to put the Browns back in front, 28-25. Down by three, with the ball and 9:02 remaining in the game, Wilson and the Seahawks put together a 9-play, 79-yard drive lasting 5:32. The drive was capped off by a rushing touchdown from RB C.Carson to put the Seahawks in front, 32-28. The Browns received the ball with 3:30 remaining in the game, but the Seahawks regained possession and closed out the game just 49 seconds later when K.Wright intercepted Mayfield.

TEAM	1	2	3	4	F
Seattle	6	12	7	7	32
Cleveland	14	6	0	8	28

SCORING SUMMARY

TEAM	Q	TIME	PLAY
Browns	1	13:01	N.Chubb 7 yd. run (A.Seibert kick) (3-23, 1:59)
Seahawks	1	8:52	R.Wilson 16 yd. run (kick failed, wr) (7-75, 4:09)
Browns	1	4:43	B.Mayfield 10 yd. run (A.Seibert kick) (10-69, 4:09)
Browns	2	14:54	R.Seals-Jones 31 yd. pass from B.Mayfield (kick failed, wl) (3-92, 1:25)
Seahawks	2	10:46	J.Myers 38 yd. Field Goal (9-55, 4:08)
Seahawks	2	7:25	J.Myers 20 yd. Field Goal (6-18, 2:41)
Seahawks	2	0:22	J.Brown 17 yd. pass from R.Wilson (run failed)
Seahawks	3	6:00	J.Brown 6 yd. pass from R.Wilson (J.Myers kick) (7-58, 2:54)
Browns	4	9:02	N.Chubb 3 yd. run (B.Mayfield-D.Harris pass) (2-24, 0:46)
Seahawks	4	3:30	C.Carson 1 yd. run (J.Myers kick) (9-79, 5:32)

TEAM STATISTICS

	SEA	CLE
FIRST DOWNS:	29	21
TIME OF POSSESSION:	33:41	26:19
TOTAL NET YARDS: (RU/PA):	454(170/284)	406(249/157)
SACKS/YARDS	0/0	3/11
PUNTS/AVERAGE:	4/39.0	2/30.5
PENALTIES/YARDS:	10/65	9/83
FUMBLES/LOST:	1/1	1/1

INDIVIDUAL STATISTICS

PASSING: CLE: B.Mayfield 22-37-249 (1 TD, 3 INT). **SEA:** R.Wilson 23-33-295 (2 TD).
RUSHING: CLE: N.Chubb 20-122 (2 TD), B.Mayfield 4-35 (TD); **SEA:** C.Carson 24-124 (TD), R.Wilson 9-31 (TD), C.Prosise 3-8, DK.Metcalf 1-4, T.Lockett 1-3.

RECEIVING: CLE: O.Beckham 6-101, N.Chubb 5-17, R.Seals-Jones 3-47 (TD), J.Landry 3-36, A.Callaway 2-22, D.Hilliard 2-17, P.Brown 1-9; **SEA:** T.Lockett 5-75, DK.Metcalf 4-69, C.Carson 4-35, D.Moore 3-36, J.Brown 3-29 (2 TD), L.Wilson 2-16, N.Bellore 1-20, C.Prosise 1-15.

WEEK 8, GAME 7


**BROWNS 13
PATRIOTS 27**

Oct. 27, 2019

Gillette Stadium, Foxborough, Mass.



The New England Patriots defeated the Cleveland Browns, 27-13, on Sunday afternoon. A rainy afternoon in New England to begin the game saw both teams rush the ball early and often. After a series of punts, the Patriots were first to put points on the board just past the halfway mark of the first quarter when K Mike Nugent was good from 20 yards to put the Patriots in front, 3-0. On the ensuing drive, LB Dont'a Hightower recovered a Nick Chubb fumble and returned it for a touchdown to further extend New England's lead to 10-0. The very next play for the Browns resulted in another fumble from Chubb, this time at the end of a 44-yard gain on the ground. After being forced to punt, the Patriots defense created yet another turnover when DT Lawrence Guy intercepted Baker Mayfield on the Browns' first play of the drive. New England capitalized on the interception when QB Tom Brady found WR Julian Edelman in the end zone for an 8-yard TD pass, extending the Patriots' lead to 17-0 at the end of the first quarter. Cleveland was able to cut into New England's lead when TE Demetrius Harris capped off a 6-play, 54-yard drive with a 21-yard TD reception from QB Baker Mayfield to make it 17-7 in favor of the Patriots entering halftime. With 8:37 remaining in the third quarter, K Austin Seibert made it a one-possession game, 17-10, with a 38-yard field goal. Just 2:26 later, Brady and the Patriots completed a 7-play, 84-yard drive, resulting in another touchdown reception for Edelman, this time from 14 yards out. Nugent extended the Patriots' lead for the final time at the halfway point of the fourth quarter with a 29-yard field goal to give the Patriots a 27-10 lead. Seibert was able to cut into the Patriots' lead for Cleveland with a 47-yard field late in the fourth quarter. New England would finish out the game, defeating the Browns, 27-10.

TEAM	1	2	3	4	F
Cleveland	0	7	3	3	13
New England	17	0	7	3	27

SCORING SUMMARY

TEAM Q TIME PLAY

Patriots	1	6:35	M.Nugent 20 yd. Field Goal (12-71, 5:53)
Patriots	1	5:45	D.Hightower 26 yd. fumble return (M.Nugent kick)
Patriots	1	1:47	J.Edelman 8 yd. pass from T.Brady (M.Nugent kick) (2-11, 0:44)
Browns	2	7:44	D.Harris 21 yd. pass from B.Mayfield (A.Seibert kick) (6-54, 3:28)
Browns	3	8:37	A.Seibert 38 yd. Field Goal (12-55, 6:23)
Patriots	3	6:11	J.Edelman 14 yd. pass from T.Brady (M.Nugent kick)
Patriots	4	7:43	M.Nugent 29 yd. Field Goal (11-62, 5:27)
Browns	4	2:33	A.Seibert 47 yd. Field Goal (7-47, 1:34)

TEAM STATISTICS

	CLE	NE
FIRST DOWNS:	15	19
TIME OF POSSESSION:	27:45	32:15
TOTAL NET YARDS: (RU/PA):	310(159/151)	318(79/239)
SACKS/YARDS	3/20	5/43
PUNTS/AVERAGE:	4/44.5	5/45.4
PENALTIES/YARDS:	13/85	4/32
FUMBLES/LOST:	3/2	1/0

INDIVIDUAL STATISTICS

PASSING: CLE: B.Mayfield 20-31-194 (TD, INT) NE: T.Brady 20-36-259 (2 TD)
RUSHING: CLE: N.Chubb 20-131, B.Mayfield 1-18, D.Hilliard 1-10; NE: S.Michel 21-74, R.Burkhead 3-4, J.White 2-4, J.Edelman 1-(-3).
RECEIVING: CLE: J.Landry 5-65, O.Beckham Jr. 5-52, D.Hilliard 4-24, D.Harris 2-33 (TD), A.Callaway 2-11, N.Chubb 1-7, R.Higgins 1-2; NE: J.Edelman 8-78 (2 TD), J.White 4-75, P.Dorsett 3-43, M.Sanu 2-23, B.Watson 1-26, R.Burkhead 1-9, J.Meyers 1-5.

WEEK 9, GAME 8


**BROWNS 19
BRONCOS 24**

Nov. 3, 2019

Empower Field at Mile High, Denver, Colo.



The Denver Broncos defeated the Cleveland Browns on Sunday afternoon, 24-19. After punts on each teams' opening possession, the Broncos were the first to put points on the board when Broncos QB Brandon Allen found Broncos WR Courtland Sutton over the top in the end zone from 21 yards, capping off a 9-play, 63-yard drive with 6:16 remaining in the first quarter. The Browns responded on the ensuing drive when K Austin Seibert's field goal attempt from 39 yards was good. The very next play from scrimmage resulted in a 75-yard touchdown reception for Broncos rookie TE Noah Fant. Fant caught Allen's pass 10 yards downfield before breaking three tackles and turning up field and to the end zone. Trailing 14-3, the Browns were able to reach the red zone again, resulting in another field goal from Seibert, this time from 30 yards out. The Browns would inch closer with their third first-half field goal with 3:53 remaining in the first when Seibert was successful from 27 yards. After a 43-yard field goal from Broncos K Brandon McManus, the Broncos entered the half with a 17-12 lead. After trading possessions and forcing punts to start the third quarter, a crucial moment in the game came when QB Baker Mayfield was stopped for no gain on a fourth and one on the Denver 5-yard line. After failing to convert, Broncos RB Phillip Lindsay extended Denver's lead to 24-12 with a 30-yard rush with 1:13 remaining in the third quarter. Down 12, the Browns showed signs of life early in the fourth quarter when QB Baker Mayfield found WR Jarvis Landry in the flat before turning it up field into the end zone for a 9-yard touchdown reception. Cleveland's first touchdown of the game capped off a 9-play, 76-yard drive. Now trailing 24-19, the Browns were able to gain possession one last time with 7:21 remaining in the contest, but Cleveland was unable to convert on fourth down in Denver territory with 3:19 remaining. The Cleveland defense was not able to force a three-and-out, thus allowing Denver to run out the clock and seal the victory.

TEAM	1	2	3	4	F
Cleveland	0	12	0	7	19
Denver	7	10	7	0	24

SCORING SUMMARY

TEAM Q TIME PLAY

Broncos	1	6:09	C.Sutton 21 yd. pass from B.Allen (B.McManus kick) (9-63, 4:47)
Browns	2	12:48	A.Seibert 39 yd. Field Goal (5-19, 2:20) 3 7 2 12:48
Broncos	2	12:34	N.Fant 75 yd. pass from B.Allen (B.McManus kick) (1-75, 0:14)
Browns	2	7:14	A.Seibert 30 yd. Field Goal (9-64, 5:20)
Browns	2	3:49	A.Seibert 27 yd. Field Goal (6-9, 2:22)
Broncos	2	1:47	B.McManus 43 yd. Field Goal (5-43, 2:02)
Browns	2	0:15	A.Seibert 30 yd. Field Goal (13-63, 1:32)
Broncos	3	1:06	P.Lindsay 30 yd. run (B.McManus kick) (7-95, 4:10)
Browns	4	10:47	J.Landry 9 yd. pass from B.Mayfield (A.Seibert kick) (9-76, 5:19)

TEAM STATISTICS

	CLE	DEN
FIRST DOWNS:	21	13
TIME OF POSSESSION:	35:30	24:30
TOTAL NET YARDS: (RU/PA):	351 (90/261)	302 (127/175)
SACKS/YARDS	3/18	2/12
PUNTS/AVERAGE:	3/53.3	4/43.3
PENALTIES/YARDS:	5/40	7/55
FUMBLES/LOST:	0-0	1/1

INDIVIDUAL STATISTICS

PASSING: CLE: B.Mayfield 27-42-273 (TD) DEN: B.Allen 12-20-193 (2 TD).
RUSHING: CLE: N.Chubb 20-65, B.Mayfield 3-22, D.Hilliard 5-8, O.Beckham Jr. 1-(-5); DEN: P.Lindsay 9-92 (TD), R.Freeman 5-15, B.Allen 5-13, C.Sutton 1-7.
RECEIVING: CLE: J.Landry 6-51 (TD), O.Beckham Jr. 5-87, A.Callaway 4-56, N.Chubb 4-26, D.Harris 3-25, R.Seals-Jones 2-12, D.Hilliard 2-6, K.Hodge 1-10; DEN: C.Sutton 5-56 (TD), N.Fant 3-115 (TD), D.Booker (1-14, T.Fumagali 1-9, D.Spencer 1-0.

WEEK 10, GAME 9


BILLS 16
BROWNS 19

Nov. 10, 2019

FirstEnergy Stadium, Cleveland, Ohio



The Cleveland Browns defeated the Buffalo Bills on Sunday afternoon, 19-16, following a game-winning 82-yard drive late in the fourth quarter, led by QB Baker Mayfield. The Browns received the opening kickoff and wasted no time getting on the board QB Baker Mayfield coordinated a 6-play, 75-yard touchdown drive, capped off by a 17-yard touchdown reception by WR Jarvis Landry, just 2:47 into the game. After a personal foul called on Landry, K Austin Seibert was forced to kick an extended PAT and went wide right. After a quick Buffalo series, the Browns were knocking on the door again, this time at the Buffalo 1-yard line. The Browns snapped the ball eight times from within the Buffalo 2 yard line, but after two pass interference calls on the Bills and five separate plays in which the Bills stopped Chubb at the 1 yard line, the Browns came out empty handed. After trading possessions, the Bills found the end zone and took the lead with 10:13 remaining in the second quarter when Josh Allen dropped back, tucked the ball and found empty space down the middle as he ran 10 yards for a touchdown to give the Bills a 7-6 lead. Cleveland responded on the ensuing drive as it was able to once again get to a goal line situation, but were forced to settle for 3 points and a 9-7 lead, as Seibert was good from 27 yards with 3:38 remaining in the half. The Bills were able to tie the game at 9-9 with 10:53 remaining in the third quarter when Mayfield was sacked in the end zone for a safety. The Browns were able to regain their lead later in the quarter after forcing the Bills to punt and scoring another field goal on the ensuing drive, this time from 47 yards. With the Browns leadings 12-9 going into the fourth quarter, neither team would score again until the 5:34 mark in the fourth quarter when Allen scored his second rushing touchdown on the afternoon with a 1-yard quarterback sneak to give the Bills a 16-12 lead. On the ensuing drive, Mayfield was 7/8 for 61 yards including a game-winning touchdown pass to WR Rashard Higgins. Mayfield found Higgins from 7 yards out to put the Browns in front, 19-16, with 1:48 remaining. The Buffalo Bills received the ball with 1:44 remaining and one timeout. Allen was able to connect with receivers multiple times to march down the field and into field goal range, but K Steven Hauschka's potential game-tying field goal with 0:22 remaining in the game would go wide left, sealing the victory for Cleveland.

TEAM	1	2	3	4	F
Buffalo	0	7	2	7	16
Cleveland	6	3	3	7	19

SCORING SUMMARY

TEAM Q TIME PLAY

Browns	1	12:09	J.Landry 17 yd. pass from B.Mayfield (kick failed, wr) (6-75, 2:51)
Bills	2	10:09	Jos.Allen 10 yd. run (S.Hauschka kick) (9-76, 4:39)
Browns	2	3:35	A.Seibert 27 yd. Field Goal (13-69, 6:34)
Bills	3	10:53	B.Mayfield sacked in end zone by T.Edmunds for a Safety
Browns	3	3:49	A.Seibert 47 yd. Field Goal (10-56, 5:01)
Bills	4	5:26	Jos.Allen 1 yd. run (S.Hauschka kick) (7-48, 3:44)
Browns	4	1:44	R.Higgins 7 yd. pass from B.Mayfield (A.Seibert kick) (10-82, 3:42)

TEAM STATISTICS

	CLE	BUF
FIRST DOWNS:	24	20
TIME OF POSSESSION:	31:46	28:14
TOTAL NET YARDS: (RU/PA):	368 (147/221)	344 (84/266)
SACKS/YARDS	1/6	2/17
PUNTS/AVERAGE:	3/48.7	4/49.8
PENALTIES/YARDS:	7/40	4/70
FUMBLES/LOST:	1/0	1/0

INDIVIDUAL STATISTICS

PASSING: CLE: B.Mayfield 26-38-238 (2 TD) **BUF:** J.Allen 22-41-266.

RUSHING: CLE: N.Chubb 20-116, K.Hunt 4-30 B.Mayfield 2-1; **BUF:** D.Singleterary 8-42, J.Allen 6-28 (2 TD), F.Gore 5-12, P.DiMarco 1-2.

RECEIVING: CLE: J.Landry 9-97 (TD), K.Hunt 7-44, O.Beckham 5-57, D.Harris 2-28, N.Chubb 2-5, R.Higgins 1-5 (TD); **BUF:** J.Brown 5-77, C.Beasley 4-74, D.Knox 4-55, D.Singleterary 3-8, I.McKenzie 2-19, R.Foster 1-20, A.Roberts 1-7, F.Gore 1-4, P.DiMarco 1-2.

WEEK 11, GAME 10


STEELERS 7
BROWNS 21

Nov. 14, 2019

FirstEnergy Stadium, Cleveland, Ohio



The Cleveland Browns defeated the Pittsburgh Steelers on Thursday Night Football, 21-7. After forcing a three-and-out on defense, the Browns wasted no time putting points on the board as they needed just five plays to go 65 yards and into the end zone. QB Baker Mayfield found WR Odell Beckham Jr. over the middle for a gain of 42 yards to the PIT-1. Mayfield capped off the drive with a 1-yard touchdown run to put the Browns in front early, 7-0. On the following Steelers drive, the visitors were able to get into field goal range, but came up empty handed after K Chris Boswell's attempt from 44 yards was no good. After each team punted on four consecutive possessions, the Browns were able to march down the field with another big gain through the air, this time coming via a career-long 41-yard reception from WR KhaDarel Hodge. The Browns extended their lead to 14-0 when Mayfield found WR Jarvis Landry in the end zone for a 1-yard touchdown reception with 9:59 remaining in the half. This was Landry's third-consecutive game with a TD reception, becoming the first Brown to do so since 2015. With 3:44 to go in the second quarter, the Steelers attempted a flea-flicker, but a great play on the ball from CB Denzel Ward to tip the ball into the air was rewarded by S Morgan Burnett, who was there to intercept Rudolph's pass. On the ensuing drive, the Browns were unable to put more points on the board as K Austin Seibert's 45-yard field goal attempt was no good. The Browns entered halftime with a 14-0 lead. The Browns were held to a three-and-out on the opening drive of the first half, but quickly regained possession of the ball when LB Joe Schobert intercepted Rudolph. The Browns were unable to turn their takeaway into points, and the Steelers' next possession would result in their first points of the night. After a series of defensive penalties, including the ejection of S Damarious Randall for a personal foul, the Steelers entered the red zone for the first time. The Steelers cut the lead to 14-7 when Rudolph found Steelers RB Jaylen Samuel out of the backfield for a 3-yard touchdown pass with 5:45 remaining in the third quarter. On the following drive, Cleveland was able to reach the PIT-31, but Seibert's second miss of the night, this time from 50 yards, resulted in the Browns coming up empty-handed to close the third quarter. After trading possessions for the majority of the fourth quarter, Schobert intercepted Rudolph for the second time on the evening with 6:32 remaining in the game. The Browns capitalized on this takeaway when Mayfield found rookie TE Stephen Carlson in the back of the end zone for a 8-yard touchdown reception, Carlson's first reception of his career. With the Browns leading 21-7, the Steelers had just 5:25 remaining in the contest to mount a comeback, but an overthrown pass from Rudolph was intercepted by S Justin Burris with 3:54 remaining in the game. The Browns punted the ball back to the Steelers with 1:40 remaining, but the Browns were able to force a turnover on downs to finish the game and close out a 21-7 win over the Steelers. The Browns improved to 4-6 with their first win over Pittsburgh since 2014. This marked the first time the Browns have defeated both the Baltimore Ravens and Pittsburgh Steelers in the same season.

TEAM	1	2	3	4	F
Pittsburgh	0	0	7	0	7
Cleveland	7	7	0	7	21

SCORING SUMMARY

TEAM Q TIME

Browns	1	11:07	B.Mayfield 1 yd. run (A.Seibert kick) (5-65, 2:12)
Browns	2	9:55	J.Landry 1 yd. pass from B.Mayfield (A.Seibert kick) (7-77, 4:03)
Steelers	3	5:39	J.Samuels 3 yd. pass from M.Rudolph (C.Boswell kick) (5-87, 2:32)
Browns	4	5:25	S.Carlson 8 yd. pass from B.Mayfield (A.Seibert kick) (3-4, 0:57)

TEAM STATISTICS

	PIT	CLE
FIRST DOWNS:	18	17
TIME OF POSSESSION:	26:04	33:56
TOTAL NET YARDS: (RU/PA):	236 (58/178)	293 (104/189)
SACKS/YARDS	1/4	4/43
PUNTS/AVERAGE:	5/49.6	8/45.8
PENALTIES/YARDS:	6/41	8/121
FUMBLES/LOST:	1/0	0/0

INDIVIDUAL STATISTICS

PASSING: CLE: B.Mayfield 17-32-193 (2 TD) **PIT:** M.Rudolph 23-44-221

RUSHING: CLE: N.Chubb 27-92, K.Hunt 6-12, B.Mayfield 1-1, G.Gilbert 1-(-1); **PIT:** J.Samuels 5-26, M.Rudolph 2-15, T.Edmunds 3-11, J.Conner 5-10, T.Brooks-James 1-(-4).

RECEIVING: CLE: K.Hunt 6-46, O.Beckham 4-60, J.Landry 4-43 (TD), K.Hodge 1-41, S.Carlson 1-8 (TD), W.Teller 1-(-5); **PIT:** J.Samuels 5-19 (TD), J.Washington 3-49, V.McDonald 3-33, T.Edmunds 3-27, T.Jones 2-24, J.Smith-Schuster 2-21, D.Johnson 2-17, J.Holton 1-18, N.Vannett 1-7, J.Conner 1-6.

WEEK 12, GAME 11



**DOLPHINS 24
BROWNS 41**

Nov. 24, 2019

FirstEnergy Stadium, Cleveland, Ohio



The Cleveland Browns defeated the Miami Dolphins on Sunday afternoon, 41-24. After the Browns elected to receive, the first play from scrimmage resulted in a 32-yard gain when QB Baker Mayfield found RB Nick Chubb on a screen pass. The Browns were able to go 75 yards in just over five minutes, capped off by a touchdown reception from WR Jarvis Landry from 7 yards out. This marked the third consecutive game in which the Browns scored on their opening possession while Landry became the first Browns WR to catch a touchdown pass in four consecutive games since Josh Gordon in 2013. After three-consecutive drives amounting to no points, the Browns doubled their lead when Mayfield found WR Odell Beckham Jr. in space over the top for a 35-yard touchdown pass, increasing the Browns' lead to 14-0 heading into the second quarter. A failed fake punt attempt by the Dolphins to begin the second quarter saw the Browns gain possession in Miami territory. The Browns relied heavily on Chubb to begin the series as he rushed for a total of 15 yards on three consecutive carriers. Once Cleveland reached the red zone, they turned to the air as Mayfield found Landry in the end zone for the second time on the day to put the Browns ahead 21-0 with 10:31 remaining in the half. On the ensuing drive from Miami, the Dolphins were able to reach the CLE-31 before LB Joe Schobert intercepted QB Ryan Fitzpatrick. From his own 27-yard-line, Mayfield orchestrated a 9-play, 73-yard TD drive as he completed each of his five pass attempts on the drive for 52 yards to set up a 6-yard touchdown rush from RB Kareem Hunt, his first with Cleveland. Miami was able to put points on the board late in the half as the Dolphins went 63 yards on nine plays in just 1:01 and capped off the drive with a 36-yard field goal from K Jason Sanders. The Browns entered halftime with a 28-3 lead. After going three-and-out to start the second half, Dolphins CB Ryan Lewis intercepted Mayfield to put Miami in Cleveland territory. The Dolphins were able to turn this into points as Fitzpatrick found TE Mike Gesicki in the end zone from 11 yards out to cut the Browns lead to 28-10. On the following possession from the Browns, Cleveland was unable to respond as they reached the red zone, but a missed field goal from K Austin Siebert left them empty-handed. Carrying momentum, the Dolphins reduced Cleveland's lead again, this time on the ground as Fitzpatrick scrambled for an 8-yard touchdown rush. Cleveland entered the fourth quarter leading, 28-17. On the opening drive of the fourth quarter, the Browns responded with a 40-yard field goal from Seibert to cap off a 10-play, 64-yard drive. Seibert added a second field goal just 1:37 later, this time from 26 yards, to extend Cleveland's lead to 34-17. With 6:01 remaining in the game, Schobert intercepted Fitzpatrick for the second time on the day. This was Schobert's second-consecutive game with two interceptions. Deep into Miami territory, the Browns once again relied heavily on Chubb. After rushing for a 17-yard gain on the opening play of the drive, the Browns reached the red zone quickly. After a Mayfield interception was negated due to unnecessary roughness, the Browns had possession at the MIA-5. Two plays later, Chubb extended Cleveland's lead to 41-17 with a 5-yard touchdown rush. Miami was able to put points on the board one last time with a 19-yard touchdown reception from WR Allen Hurns, but it would be too little, too late as the Browns were victorious, 41-24.

TEAM	1	2	3	4	F
Miami	0	3	14	7	24
Cleveland	14	14	0	13	41

SCORING SUMMARY

TEAM Q TIME PLAY

Browns	1	9:59	J.Landry 7 yd. pass from B.Mayfield (A.Seibert kick) (8-75, 5:01)
Browns	1	1:51	O.Beckham 35 yd. pass from B.Mayfield (A.Seibert kick) (5-60, 2:54)
Browns	2	10:31	J.Landry 5 yd. pass from B.Mayfield (A.Seibert kick) (6-44, 3:39)
Browns	2	1:01	K.Hunt 6 yd. run (A.Seibert kick) (9-73, 4:45)
Dolphins	2	0:00	J.Sanders 36 yd. Field Goal (9-63, 1:01)
Dolphins	3	9:37	M.Gesicki 11 yd. pass from R.Fitzpatrick (J.Sanders kick) (7-46, 2:57)
Dolphins	3	0:04	R.Fitzpatrick 8 yd. run (J.Sanders kick) (11-64, 4:00)
Browns	4	11:21	A.Seibert 40 yd. Field Goal (10-64, 3:43)
Browns	4	6:51	A.Seibert 26 yd. Field Goal (8-67, 2:57)
Browns	4	3:26	N.Chubb 5 yd. run (A.Seibert kick) (4-38, 2:22)
Dolphins	4	0:39	A.Hurns 19 yd. pass from R.Fitzpatrick (J.Sanders kick) (7-78, 2:47)

TEAM STATISTICS

	CLE	MIA
FIRST DOWNS:	30	22
TIME OF POSSESSION:	36:06	23:54
TOTAL NET YARDS: (RU/PA):	467 (147/320)	284 (92/192)
SACKS/YARDS	4/22	1/7
PUNTS/AVERAGE:	1-37	4/44.5
PENALTIES/YARDS:	7/70	8/94
FUMBLES/LOST:	2/0	1/0

INDIVIDUAL STATISTICS

PASSING: CLE: B.Mayfield 24-34-327 (3 TD, INT) **MIA:** R.Fitzpatrick 21-39-214 (2 TD, 2 INT).

RUSHING: CLE: N.Chubb 21-106 (TD), K.Hunt 8-37 (TD), B.Mayfield 2-5, G.Gilbert 1-(-1); **MIA:** R.Fitzpatrick 5-45 (TD), P.Laird 3-20, K.Ballage 7-13, M.Gaskin 4-10, A.Wilson 1-4.

RECEIVING: CLE: J.Landry 10-148 (2 TD), O.Beckham 6-84 (TD), N.Chubb 3-58, D.Harris 2-20, K.Hunt 2-9, S.Carlson 1-9; **MIA:** D.Parker 6-91, A.Wilson 6-33, A.Hurns 4-42 (TD), M.Gesicki 3-28 (TD), K.Ballage 1-13, M.Gaskin 1-7.

WEEK 13, GAME 12



**BROWNS 13
STEELERS 20**

Dec. 1, 2019

Heinz Field, Pittsburgh, Pa.



The Pittsburgh Steelers defeated the Cleveland Browns on Sunday afternoon, 20-13. The Browns elected to receive and were able to reach the red zone before being forced to settle for a 31-yard field goal from K Austin Seibert. This marked the fourth-consecutive game in which Cleveland's first offensive possession resulted in points. After each team traded possessions and forced punts, the Browns further extended their lead midway through the second quarter when QB Baker Mayfield found RB Kareem Hunt on a short route over the middle for a 15-yard touchdown. The Browns led the contest 10-0 with 7:46 remaining in the first half. On the ensuing drive, Steelers QB Devlin Hodges led a 10-play, 62-yard drive ending in a 39-yard field goal from Steelers K Chris Boswell. On the following drive from Cleveland, the Steelers were able to force a quick three-and-out and regain possession of the ball with 1:48 remaining in the first half. Pittsburgh tied the game at 10-10 just 0:42 later when Hodges found Steelers WR James Washington in the end zone from 30 yards out for the touchdown. Pittsburgh ended the half scoring 10 unanswered points and took its first lead of the contest on the opening drive of the second half. Starting on its own 31-yard line, the Pittsburgh backfield consisting of Steelers RB Benny Snell and Steelers RB Jaylen Samuels led a 7-play, 69-yard drive, capped off by a 1-yard touchdown rush from Snell. On the following drive, the Browns started on their own 25 yard line, and reached as far as the PIT-38, but the drive would amount to no points as Steelers LB Bud Dupree strip-sacked Mayfield late in the third quarter. The ensuing drive from Pittsburgh resulted in an additional three points, as Boswell's second field goal on the day was good from 29 yards, extending the Steelers' lead to 20-10. The Browns responded with a field goal of their own as Seibert's field goal from 34 yards went through the uprights, cutting the Steeler's lead to 20-13. On the first play of the Steelers' drive, Hodges was intercepted by CB Terrance Mitchell. The Browns would not be able to produce points off the turnover but were able to pin the Steelers on their own 1-yard line thanks to a punt from Seibert. Pittsburgh leaned on Snell and Samuels to close the game as they rushed seven times for 29 yards on their final possession, taking 3:50 off the clock. Mayfield and the Browns were able to force a punt and regain possession one final time, needing to go 80 yards with 1:45 remaining. With 1:17 to go, Mayfield's pass deep downfield, intended for WR Jarvis Landry, was intercepted by Steelers CB Joe Haden to seal the game.

TEAM	1	2	3	4	F
Cleveland	3	7	3	3	13
Pittsburgh	0	10	7	3	20

SCORING SUMMARY

TEAM Q TIME PLAY

Browns	1	7:31	A.Seibert 31 yd. Field Goal (13-62, 7:29) 3 0 1 7:31
Browns	2	7:40	K.Hunt 15 yd. pass from B.Mayfield (A.Seibert kick) (10-70, 5:42)
Steelers	2	2:56	C.Boswell 39 yd. Field Goal (10-62, 4:44) 10 3 2 2:56
Steelers	2	1:00	J.Washington 30 yd. pass from D.Hodges (C.Boswell kick) (5-69, 0:48)
Steelers	3	10:36	B.Snell Jr. 1 yd. run (C.Boswell kick) (7-69, 4:24)
Steelers	4	13:48	C.Boswell 29 yd. Field Goal (10-35, 6:01)
Browns	4	7:30	A.Seibert 34 yd. Field Goal (7-61, 2:48)

TEAM STATISTICS

	CLE	PIT
FIRST DOWNS:	19	18
TIME OF POSSESSION:	32:06	27:54
TOTAL NET YARDS: (RU/PA):	279 (106/173)	323 (124/199)
SACKS/YARDS	1/13	5/23
PUNTS/AVERAGE:	4-45.3	4-43.3
PENALTIES/YARDS:	5-34	10-65
FUMBLES/LOST:	1/1	1/0

INDIVIDUAL STATISTICS

PASSING: CLE: B.Mayfield 18-32-196 (TD, INT); **PIT:** D.Hodges 14-21-212 (TD, INT) **RUSHING: CLE:** N.Chubb 16-58, K.Hunt 7-46, B.Mayfield 1-2; **PIT:** B.Snell Jr. 16-63 (TD), J.Samuels 7-32, D.Johnson 1-17, K.Whyte Jr. 3-10, D.Hodges 5-2.

RECEIVING: CLE: J.Landry 6-76, K.Hunt 5-19 (TD), O.Beckham 3-29, S.Carlson 2-28, D.Harris 1-23, N.Chubb 1-21; **PIT:** J.Washington 4-111 (TD), V.McDonald 3-21, J.Samuels 2-22, T.Jones 1-28, D.Johnson 1-14, N.Vannett 1-7, D.Cain 1-5, B.Snell Jr. 1-4.

Won 5, Lost 7

9/8/2019	L	13 - 43	Tennessee Titans
9/16/2019	W	23 - 3	at New York Jets
9/22/2019	L	13 - 20	Los Angeles Rams
9/29/2019	W	40 - 25	at Baltimore Ravens
10/7/2019	L	3 - 31	at San Francisco 49ers
10/13/2019	L	28 - 32	Seattle Seahawks
10/27/2019	L	13 - 27	at New England Patriots
11/3/2019	L	19 - 24	at Denver Broncos
11/10/2019	W	19 - 16	Buffalo Bills
11/14/2019	W	21 - 7	Pittsburgh Steelers
11/24/2019	W	41 - 24	Miami Dolphins
12/1/2019	L	13 - 20	at Pittsburgh Steelers

Total First Downs	231	239
Rushing	70	73
Passing	135	134
Penalty	26	32
3rd Down: Made/Att	48/145	51/150
3rd Down Pct.	33.1%	34.0%
4th Down: Made/Att	5/15	4/13
4th Down Pct.	33.3%	30.8%
Possession Avg.	30:40	29:20
Total Net Yards	4175	4047
Avg. Per Game	347.9	337.3
Total Plays	748	743
Avg. Per Play	5.6	5.4
Net Yards Rushing	1472	1488
Avg. Per Game	122.7	124.0
Total Rushes	304	318
Net Yards Passing	2703	2559
Avg. Per Game	225.3	213.3
Sacked/Yards Lost	32/234	35/246
Gross Yards	2937	2805
Attempts/Completions	412/245	390/240
Completion Pct.	59.5%	61.5%
Had Intercepted	14	11
Punts/Average	52/45.3	52/45.1
Net Punting Avg.	40.6	41.7
Penalties/Yards	99/926	84/633
Fumbles/Ball Lost	12/6	12/5
Touchdowns	27	32
Rushing	12	10
Passing	15	20
Returns	0	2

Score By Periods	Q1	Q2	Q3	Q4	OT	Pts
Team	63	78	41	64	0	246
Opponents	50	68	78	76	0	272

Scoring	TD	Ru	Pa	Rt	PAT	FG	2Pt	Pts
A.Seibert	0	0	0	0	22/25	20/23	0	82
N.Chubb	7	7	0	0	0/0	0/0	0	42
J.Landry	5	0	5	0	0/0	0/0	0	30
D.Harris	2	0	2	0	0/0	0/0	1	14
O.Beckham	2	0	2	0	0/0	0/0	0	12
R.Seals-Jones	2	0	2	0	0/0	0/0	0	12
K.Hunt	2	1	1	0	0/0	0/0	0	12
D.Hilliard	2	2	0	0	0/0	0/0	0	12
B.Mayfield	2	2	0	0	0/0	0/0	0	12
S.Carlson	1	0	1	0	0/0	0/0	0	6
D.Njoku	1	0	1	0	0/0	0/0	0	6
R.Higgins	1	0	1	0	0/0	0/0	0	6
Team	27	12	15	0	22/25	20/23	1	246
Opponents	32	10	20	2	29/30	15/24	1	272

2-Pt. Conversions: Team 1/2, Opponents: 1/2
 Sacks: M.Garrett 10.0, L.Ogunjobi 5.0, C.Thomas 4.0, O.Vernon 3.0, M.Burnett 2.0, J.Schobert 2.0, S.Richardson 2.0, D.Randall 2.0, J.Burris 1.0, P.Gustin 1.0, M.Wilson 1.0, E.Murray 1.0, T.Carrie 1.0 **Team: 35.0, Opponents: 32.0**

Rushing	No.	Yds	Avg	Long	TD
N.Chubb	238	1175	4.9	88t	7
K.Hunt	25	125	5.0	16	1
B.Mayfield	18	84	4.7	18	2
D.Hilliard	13	49	3.8	11	2
D.Johnson	4	21	5.3	13	0
O.Beckham	3	10	3.3	11	0
J.Landry	1	10	10.0	10	0
G.Gilbert	2	-2	-1.0	-1	0
Team	304	1472	4.8	88t	12
Opponents	318	1488	4.7	83t	10

Receiving	No.	Yds	Avg	Long	TD
J.Landry	65	919	14.1	65	5
O.Beckham	57	805	14.1	89t	2
N.Chubb	31	245	7.9	32	0
K.Hunt	20	118	5.9	20	1
D.Harris	13	135	10.4	23	2
D.Hilliard	11	88	8.0	19	0
R.Seals-Jones	9	155	17.2	59	2
D.Ratley	8	103	12.9	29	0
A.Callaway	8	89	11.1	41	0
D.Johnson	6	71	11.8	27	0
R.Higgins	4	55	13.8	35	1
S.Carlson	4	44	11.0	21	1
D.Njoku	4	37	9.3	18	1
K.Hodge	2	51	25.5	41	0
P.Brown	2	27	13.5	18	0
W.Teller	1	-5	-5.0	-5	0
T.Taylor	0	0	0.0	0	0
Team	245	2937	12.0	89t	15
Opponents	240	2805	11.7	75t	20

Interceptions	No.	Yds	Avg	Long	TD
J.Schobert	4	24	6.0	20	0
J.Burris	2	42	21.0	27	0
M.Burnett	1	43	43.0	43	0
T.Mitchell	1	28	28.0	28	0
T.Carrie	1	0	0.0	0	0
J.Whitehead	1	0	0.0	0	0
D.Lawrence	1	0	0.0	0	0
Team	11	137	12.5	43	0
Opponents	14	186	13.3	49	1

Punting	No	Yds	Avg	Net	TB	In	Lg	B
J.Gillan	50	2320	46.4	40.7	5	24	71	1
A.Seibert	1	37	37.0	37.0	0	1	37	0
Team	52	2357	45.3	40.6	5	25	71	1
Opponents	52	2346	45.1	41.7	3	16	70	0

Punt Returns	Ret	FC	Yds	Avg	Long	TD
D.Hilliard	12	5	71	5.9	18	0
J.Landry	5	8	53	10.6	18	0
D.Johnson	1	0	0	0.0	0	0
O.Beckham	1	0	-6	-6.0	-6	0
Team	19	13	118	6.2	18	0
Opponents	14	15	145	10.4	32	0

Kickoff Returns	No.	Yds	Avg	Long	TD
D.Hilliard	11	307	27.9	74	0
T.Thomas	9	185	20.6	31	0
T.Taylor	3	53	17.7	23	0
D.Johnson	2	36	18.0	23	0
D.Ratley	1	12	12.0	12	0
S.Carlson	1	3	3.0	3	0
Team	27	596	22.1	74	0
Opponents	31	618	19.9	34	0

Field Goals	1-19	20-29	30-39	40-49	50+
A.Seibert	0/0	6/6	8/8	6/8	0/1
Team	0/0	6/6	8/8	6/8	0/1
Opponents	0/0	4/5	5/8	4/7	2/4

Fumbles Lost: N.Chubb 3, B.Mayfield 2, O.Beckham 1 **Total: 6**
 Opponent Fumble Recoveries: T.Carrie 1, J.Schobert 1, D.Lawrence 1, C.Thomas 1, D.Ward 1 **Total: 5**

Passing	Att	Cmp	Yds	Cmp%	Yds/Att	TD	TD%	Int	Int%	Long	Sack	Lost	Rating
B.Mayfield	407	244	2917	60.0%	7.2	15	3.7%	14	3.4%	89t	32/	234	79.9
O.Beckham	2	1	20	50.0%	10.0	0	0.0%	0	0.0%	20	0/	0	85.4
G.Gilbert	3	0	0	0.0%	0.0	0	0.0%	0	0.0%	0	0/	0	39.6
Team	412	245	2937	59.5%	7.1	15	3.6%	14	3.4%	89t	32/	234	79.3
Opponents	390	240	2805	61.5%	7.2	20	5.1%	11	2.8%	75t	35/	246	88.7

2019 STATISTICS

2019 DEFENSIVE STATISTICS

PLAYER	TACKLES				INTERCEPTIONS				FUMBLES				
	TOTAL	SOLO	ASST	SK	YDS	NO	YDS	LG	TD	PD	FF	FR	YDS
Joe Schobert	103	72	31	2	19	4	35	20	0	9	2	1	21
Mack Wilson	55	37	18	1	8	0	0	0	0	4	1	0	0
Sheldon Richardson	48	35	13	2	9	0	0	0	0	2	2	0	0
T.J. Carrie	42	35	7	0	0	1	0	0	0	3	0	1	0
Jermaine Whitehead	41	31	10	0	0	1	0	0	0	2	1	0	0
Morgan Burnett	41	26	15	2	19	1	43	43	0	2	0	0	0
Damarious Randall	35	26	9	2	9	0	0	0	0	4	0	0	0
Larry Ogunjobi	31	25	6	5	36	0	0	0	0	1	0	0	0
Myles Garrett	29	20	9	10	63	0	0	0	0	0	2	0	0
Greedy Williams	28	23	5	0	0	0	0	0	0	7	0	1	0
Denzel Ward	27	22	5	0	0	0	0	0	0	7	0	1	0
Olivier Vernon	24	19	4	3	20	0	0	0	0	0	1	0	0
Eric Murray	22	15	7	1	4	0	0	0	0	1	0	0	0
Terrance Mitchell	20	17	3	0	0	1	28	0	0	2	0	0	0
Chad Thomas	19	14	5	4	32	0	0	0	0	1	0	1	1
Juston Burris	19	16	3	1	14	2	42	0	0	4	1	0	0
Christian Kirksey	11	6	5	0	0	0	0	0	0	0	0	0	0
Sheldrick Redwine	10	7	3	0	0	0	0	0	0	1	0	0	0
Devaroe Lawrence	8	4	4	0	0	1	0	0	0	1	0	1	0
Sione Takitaki	7	6	1	0	0	0	0	0	0	0	0	0	0
Daniel Ekuale	4	3	1	0	0	0	0	0	0	0	0	0	0
Bryan Cox	3	3	0	0	0	0	0	0	0	0	0	0	0
Eli Ankou	3	2	1	0	0	0	0	0	0	0	0	0	0
Porter Gustin	3	2	1	1	10	0	0	0	0	0	0	0	0
J.T. Hassell	2	2	0	0	0	0	0	0	0	0	0	0	0
Adarius Taylor	1	1	0	0	0	0	0	0	0	0	0	0	0
Brandin Bryant	1	1	0	0	0	0	0	0	0	0	0	0	0
Genard Avery	1	1	0	0	0	0	0	0	0	0	0	0	0
Chris Smith	1	1	0	0	0	0	0	0	0	1	0	0	0
Totals	639	472	166	34	243	11	15	63	0	17	10	4	22

2019 SPECIAL TEAMS STATISTICS

PLAYER	TACKLES TOTAL	SOLO	ASST	FF	FR	BLK
Tavierre Thomas	8	3	5	0	1	1
Dontrell Hilliard	8	6	2	0	1	0
Sheldrick Redwine	7	5	2	0	0	0
KhaDarel Hodge	7	5	2	0	0	0
Sione Takitaki	5	2	3	0	0	0
D'Ernest Johnson	3	2	1	0	0	0
Tae Davis	3	2	1	0	0	0
Robert Jackson	3	3	0	0	0	0
J.T. Hassell	3	1	2	0	0	0
Adarius Taylor	3	0	3	0	0	0
Juston Burris	2	2	0	0	0	0
Malik Jefferson	1	1	0	0	0	0
Demetrius Harris	1	1	0	0	0	0
Willie Harvey	1	0	1	0	0	0
Mack Wilson	1	1	0	0	0	0
Eric Murray	1	0	1	0	0	0
Jamie Gillan	1	1	0	0	0	0
Charley Hughlett	1	1	0	0	0	0
Pharaoh Brown	1	0	1	0	0	0
Denzel Ward	0	0	0	0	0	1
Totals	60	36	24	0	2	2

2019 MISCELLANEOUS STATISTICS

PLAYER	TKL	FF	FR
JC Tretter	2	0	0
Chris Hubbard	2	0	0
Pharaoh Brown	1	0	0
Nick Chubb	1	0	0
Jarvis Landry	1	0	0
Antonio Callaway	1	0	0
Eric Kush	1	0	0
Dontrell Hilliard	1	0	0
Joel Bitonio	1	0	0
Odell Beckham Jr.	1	0	0
Baker Mayfield	1	0	3
Wyatt Teller	1	0	0
Greg Robinson	0	0	1
Totals	13	0	4

2019 BROWNS GAME-BY-GAME OFFENSIVE STATISTICS

OPP	1ST DOWNS				DOWN CONV.				RUSHING				PASS				TDs				FGs				FUM				PEN				PUNTS			
	T	R	Pass	Pen.	3rd	4th	NetYds.	Plays	Net	Att.	Avg.	Net	Skd-Yds.	Gross	A	C	TD	INT	R	P	Ret.	M	A	No.	A	No.	Lost	No.	Yds.	No.	Avg.	POSS.				
vs. TEN (9/8)	19	4	13	2	1-10	0-2	346	63	102	20	5.1	244	5-41	285	38	25	1	3	2	1	0	0	0	0	0	0	0	18	182	5	46.6	30:42				
at NYJ (9/16)	16	3	10	3	4-13	0-0	375	59	70	21	3.3	305	3-20	325	35	19	1	1	1	1	0	3	3	0	0	9	85	6	38.5	29:41						
vs. LAR (9/22)	18	4	11	3	6-16	0-2	270	63	95	24	4.0	175	3-20	195	36	18	1	1	0	1	0	2	2	1	0	8	60	6	40.0	31:37						
at BAL (9/29)	22	8	12	2	6-13	0-1	530	61	193	29	6.7	337	1-5	342	31	20	1	1	4	1	0	2	2	0	0	6	41	3	42.3	30:17						
at SF (10/7)	9	3	6	0	1-11	0-0	180	46	102	18	5.7	78	4-42	120	24	9	0	2	0	0	0	1	1	3	2	7	55	7	56.7	22:17						
vs. SEA (10/13)	21	7	12	2	3-8	2-3	406	61	157	24	6.5	249	0-0	249	37	22	1	0	3	1	0	0	0	1	1	9	83	2	30.5	26:19						
at NE (10/27)	15	5	9	1	3-12	0-1	310	58	159	22	5.3	151	5-43	194	31	20	1	1	0	1	0	2	2	3	2	13	85	4	44.5	27:45						
at DEN (11/3)	21	5	13	3	6-15	0-2	351	73	90	29	4.8	261	2-12	272	42	37	1	0	0	1	0	4	4	0	5	40	3	53.3	35:30							
vs. BUF (11/10)	24	7	15	2	4-11	1-2	368	66	147	26	5.6	221	2-17	238	38	26	2	0	0	2	0	2	2	1	0	4	70	3	48.7	31:46						
vs. PIT (11/14)	17	6	10	1	6-16	0-0	293	68	104	35	3.0	189	1-4	193	32	17	2	0	1	2	0	0	2	0	0	8	121	8	45.8	33:56						
vs. MIA (11/24)	30	9	15	6	4-8	0-0	467	67	147	32	4.6	320	1-7	327	34	24	3	1	2	3	0	2	3	2	0	7	70	1	37.0	36:06						
at PIT (12/1)	19	9	9	1	4-12	1-2	279	63	106	24	4.4	173	5-23	196	34	18	1	1	0	1	0	2	2	1	1	5	35	4	44.5	32:06						
TOTAL	231	70	135	26	73-208	9-21	4175	748	1472	304	4.54	2703	38-254	2936	412	255	15	11	13	15	0	20	23	12	6	99	927	52	44	30:40						

2019 BROWNS GAME-BY-GAME DEFENSIVE STATISTICS

OPP	1ST DOWNS				DOWN CONV.				RUSHING				PASS				TDs				FGs				FUM				PEN				PUNTS			
	T	R	Pass	Pen.	3rd	4th	Net Yds.	Plays	Net	Att.	Avg.	Net	Skd-Yds.	Gross	A	C	TD	INT	R	P	Ret.	M	A	No.	A	No.	Lost	No.	Yds.	No.	Avg.	POSS.				
vs. TEN (9/8)	21	6	9	6	2-10	0-0	339	56	123	28	4.4	216	4-32	248	24	14	3	0	1	3	0	2	2	0	0	6	54	6	46.2	29:18						
at NYJ (9/16)	13	4	6	3	2-14	0-2	262	59	93	24	3.9	169	4-32	201	31	23	0	0	0	0	0	1	1	1	1	12	89	7	47	30:19						
vs. LAR (9/22)	20	3	16	1	6-14	0-0	345	64	90	24	3.8	255	2-14	269	38	24	2	2	0	2	0	3	2	1	1	7	50	2	39.5	28:23						
at BAL (9/29)	24	11	12	1	4-10	0-1	395	67	173	29	6.0	222	4-25	247	34	24	3	2	0	3	0	1	1	2	1	3	15	3	43.7	29:43						
at SF (10/7)	22	10	11	1	6-16	1-1	446	71	275	40	6.9	171	2-10	181	29	20	2	0	2	2	0	1	4	1	0	4	34	4	44.0	37:43						
vs. SEA (10/13)	29	8	17	4	6-13	0-0	454	74	170	38	4.5	284	3-11	295	33	23	2	0	2	2	0	2	2	1	1	10	65	4	39.0	33:41						
at NE (10/27)	19	5	11	3	5-16	2-2	318	66	79	27	2.9	239	3-20	259	36	20	2	0	0	2	0	1	0	0	0	4	32	5	45.4	32:15						
at DEN (11/3)	13	5	6	2	3-9	0-0	302	43	127	20	6.4	175	3-18	193	20	12	2	0	1	2	0	1	1	1	1	7	55	4	43.3	24:30						
vs. BUF (11/10)	20	6	12	2	5-13	0-2	344	62	84	20	4.2	260	1-6	266	41	22	0	0	2	0	0	0	2	1	0	7	40	4	49.8	28:14						
vs. PIT (11/14)	18	3	10	5	2-11	0-3	236	64	58	16	3.6	178	4-43	221	44	23	1	4	0	1	0	0	1	1	0	6	41	5	49.6	26:04						
vs. MIA (11/24)	22	5	14	3	6-14	0-1	284	63	92	20	4.6	192	4-22	214	39	21	2	2	1	2	0	1	1	1	0	8	94	4	44.5	23:54						
at PIT (12/1)	18	7	10	1	4-10	0-0	323	43	124	32	6	199	1-13	212	21	14	1	1	1	1	0	2	2	1	0	10	65	4	43.5	27:54						
TOTAL	239	73	134	32	75-210	13-20	4048	732	1488	318	4.55	2560	37-245	2806	390	240	20	11	10	20	0	15	19	11	5	84	634	52	44	29:19						



90 BRANDIN BRYANT

SCHOOL FLORIDA ATLANTIC
BORN 9/16/1993
ACQUIRED FA'19
EXP 1

HEIGHT 6-2
WEIGHT 305
POSITION DT

TRANSACTIONS Signed as an undrafted free agent by Seattle on May 6, 2016...Waived by Seattle on September 3, 2016...Signed to New York Jets on practice squad, October 24, 2016...Activated to Jets active roster on December 21, 2016...Waived by Jets on August 4, 2016...Signed to Cleveland Browns as a free agent on August 9, 2019...Elevated to Browns' active roster from the practice squad on November 22, 2019.

COLLEGE Appeared in 41 career games at Florida Atlantic...In 2015, appeared in 12 games...Recorded 35 tackles, 10.5 tackles for loss and 5.0 sacks with one forced fumble in his final year at Florida Atlantic...Captured 13 tackles, with 2.5 tackles for loss, 2.0 sacks and a forced fumble in his second year as a redshirt junior...In 2012, played in 12 games recorded 31 total tackles, 4.5 tackles for loss. Two passes defended and 0.5 sacks...As a sophomore, tallied 51 tackles, 9.5 tackles for loss, 6.0 sacks in 12 games played as a redshirt sophomore...Double majored in communication and political science.

PERSONAL Native of Omaha, NE...Son of Robert and Tina Bryant.

HIGH SCHOOL Attended Omaha North High School (Omaha, NE)...Earned honorable mention all-state and all-district honors.

BRYANT'S CAREER

Year	Team	GP	GS	TACKLES					INTERCEPTIONS					FUMBLES		
				Tot	Solo	Asst	Sk	Yds	No	Yds	Lg	TD	PD	FF	FR	Yds
2016	New York Jets	0	0	0	0	0	0	0.0	0	0	-	0	0	0	0	0
2019	Cleveland	1	0	0	0	0	0	0.0	0	0	-	0	0	0	0	0
NFL totals (one year)		1	0	0	0	0	0.0	0.0	0	0	-	0	0	0	0	0

SINGLE-GAME HIGHS & CAREER MILESTONES: TACKLES: Total -None. Solo None. NFL debut: None.

BRYANT'S GAME-BY-GAME

2019, CLEVELAND

Date		Opp	GP	GS	Tot	So	As	Sk	Yd	Int	Yd	Lg	TD	PD	FF	FR
9/8		Ten-L					***Browns' practice squad***									
9/16	at	NYJ-W					***Browns' practice squad***									
9/22		LAR-L					***Browns' practice squad***									
9/29	at	Bal-W					***Browns' practice squad***									
10/7	at	SF-L					***Browns' practice squad***									
10/13		Sea-L					***Browns' practice squad***									
10/27	at	NE-L					***Browns' practice squad***									
11/3	at	Den-L					***Browns' practice squad***									
11/10		Buf-W					***Browns' practice squad***									
11/14		Pit-W					***Browns' practice squad***									
11/24		Mia-W	-	-	0	0	0	0.0	0	0	0	-	0	0	0	0
12/1	at	Pit	-	-	0	0	0	0.0	0	0	0	-	0	0	0	0
12/8		Cin	-	-	0	0	0	0.0	0	0	0	-	0	0	0	0
12/15	at	Ari	-	-	0	0	0	0.0	0	0	0	-	0	0	0	0
12/22		Bal	-	-	0	0	0	0.0	0	0	0	-	0	0	0	0
12/29	at	Cin	-	-	0	0	0	0.0	0	0	0	-	0	0	0	0
2019 Totals			0	0	0	0	0	0.0	0	0	0	0	0	0	0	0

2016, NEW YORK JETS

Date		Opp	GP	GS	Tot	So	As	Sk	Yd	Int	Yd	Lg	TD	PD	FF	FR
10/30	at	Cle-W					***Jets' practice squad***									
11/6	at	Mia-L					***Jets' practice squad***									
11/13		LAR-L					***Jets' practice squad***									
11/27		NE-L					***Jets' practice squad***									
12/5		Ind-L					***Jets' practice squad***									
12/11	at	SF-W					***Jets' practice squad***									
12/17		Mia-L					***Jets' practice squad***									
12/24	at	NE-L					***inactive (coach decision)***									
1/1		Buf-W					***inactive (coach decision)***									
2018 Totals			0	0	0	0	0	0.0	0	0	0	0	0	0	0	0



97 PORTER GUSTIN

SCHOOL SOUTHERN CALIFORNIA
BORN 2-8-1997
ACQUIRED UDFA'19
EXP R

HEIGHT 6-5
WEIGHT 257
POSITION DE

TRANSACTIONS Originally signed by New Orleans as an undrafted free agent...Signed to Cleveland Browns practice squad on Nov. 4.

COLLEGE Attended the University of Southern California from 2015-2018...Appeared in 31 games with 17 starts... Recorded 109 tackles, including 23 for losses (with 14 sacks), plus 4 deflections in his career.

PERSONAL Native of Elk Ridge, UT.

HIGH SCHOOL Earned USA Today All-Utah and All-State first team honors as a senior linebacker and quarterback at Salem (Ut.) Hills High. He had 152 tackles, with 29 for losses (10.5 sacks), plus 2 interceptions, 2 deflections and a fumble recovery on defense and he completed 212-of-349 passes (60.7%) for 2,864 yards with 22 TDs and 7 interceptions and ran for 891 yards on 92 carries (9.7 avg) with 10 TDs on offense in 2014.



94 BRYAN COX

SCHOOL FLORIDA
BORN 6-25-1994
ACQUIRED FA'19
EXP 3

HEIGHT 6-3
WEIGHT 270
POSITION DE

TRANSACTIONS Signed as an undrafted rookie free agent by Carolina on May 5, 2017...Waived by Carolina on September 2, 2017...Signed to Panthers' practice squad September 3, 2017...Signed to active roster from Carolina's practice squad on September 30, 2017...Waived by Panthers on August 31, 2019...Signed to Carolina's practice squad on September 1, 2019...Elevated to Panthers' active roster on October 1, 2019...Waived by Carolina on November 8, 2019...Signed by Browns on November 13, 2019.

2018 Played in 11 games for Carolina in 2018, finishing with 10 tackles...Recorded a single-game career high with four tackles, Week 11, (11/18/19) at Detroit.

2017 Played in seven games for Carolina as a rookie in 2017...Ended the season with five tackles, six quarterback pressures and one fumble recovery.

COLLEGE Played in 44 games with 28 starts at Florida...Produced 98 tackles, 21 tackles for loss, 10.0 sacks, 15 quarterback pressures, three forced fumbles, two fumble recoveries and one pass defended...As a senior in 2016, played in 11 games with five starts...Played in 14 games (13 starts) as a junior in 2015...Posted 45 tackles, 10.5 tackles for loss, two forced fumbles, two fumble recoveries and one pass defended...In 2014, as a sophomore, played in 11 games with 10 starts...Played in eight games as a freshman.

PERSONAL Father, Bryan, played linebacker for 12 seasons in the NFL with the Miami Dolphins from 1991-95, Chicago Bears from 1996-97, New York Jets from 1998-2000, New England Patriots in 2001 and New Orleans Saints in 2002....Native of Ft.Lauderdale, Fla.

HIGH SCHOOL Attended St. Thomas Aquinas High School (Fort Lauderdale, Fla.).

COX'S CAREER

Year	Team	GP	GS	TACKLES			Sk	Yds	INTERCEPTIONS					FUMBLES		
				Tot	Solo	Asst			No	Yds	Lg	TD	PD	FF	FR	Yds
2017	Carolina	7	0	6	4	2	0.0	0	0	0	-	0	0	0	0	0
2018	Carolina	11	0	10	4	6	0.0	0	0	0	-	0	0	0	0	0
2019	Carolina	1	0	2	1	1	0.0	0	0	-	-	-	0	-	-	-
NFL totals (three years)		19	0	18	9	9	0.0	0	0	0	-	0	0	0	0	0

SINGLE-GAME HIGHS & CAREER MILESTONES: TACKLES: 3; 11/18/18 at Det. NFL debut: at DET, 10/8/17.

COX'S GAME-BY-GAME

2017, CAROLINA

Date	Opp	GP	GS	Tot	So	As	Sk	Yd	Int	Yd	Lg	TD	PD	FF	FR
9/10						***Panthers' practice squad***									
9/17						***Panthers' practice squad***									
9/24						***Panthers' practice squad***									
10/1	at	NE-W	0	0	0	0	0.0	0	0	0	-	0	0	0	0
10/8	at	Det-W	1	0	0	0	0.0	0	0	0	-	0	0	0	0
10/12		Phi-L	0	0	0	0	0.0	0	0	0	-	0	0	0	0
10/22	at	Chi-L	1	0	2	2	0	0.0	0	0	-	0	0	0	0
10/29	at	TB-W	0	0	0	0	0	0.0	0	0	-	0	0	0	0
11/5		Atl-W	0	0	0	0	0	0.0	0	0	-	0	0	0	0
11/13		Mia-W	0	0	0	0	0	0.0	0	0	-	0	0	0	0
11/26	at	NYJ-W	0	0	0	0	0	0.0	0	0	-	0	0	0	0
12/3	at	NO-L	1	0	2	1	1	0.0	0	0	-	0	0	0	0
12/10		Min-W	1	0	0	0	0	0.0	0	0	-	0	0	0	0
12/17		GB-W	1	0	2	1	1	0.0	0	0	-	0	0	0	0
12/24		TB-W	1	0	0	0	0	0.0	0	0	-	0	0	0	0
12/31	at	Atl-L	1	0	0	0	0	0.0	0	0	-	0	0	0	0
2017 totals			7	0	6	4	2	0.0	0	0	0	0	0	0	0
1/7	at	NO-L	1	0	2	2	0	0.0	0	0	-	0	0	0	0
1-NFC Wild Card Playoff			1	0	2	2	0	0.0	0	0	0	0	0	0	0

2018, CAROLINA

Date	Opp	GP	GS	Tot	So	As	Sk	Yd	Int	Yd	Lg	TD	PD	FF	FR
9/9		Dal-W	1	0	2	1	1	0.0	0	0	-	0	0	0	0
9/16	at	Atl-L	0	0	0	0	0	0.0	0	0	-	0	0	0	0
9/23		Cin-W	1	0	1	1	0	0.0	0	0	-	0	0	0	0
10/7		NYG-W	0	0	0	0	0	0.0	0	0	-	0	0	0	0
10/14	at	Was-L	0	0	0	0	0	0.0	0	0	-	0	0	0	0
10/21	at	Phi-L	0	0	0	0	0	0.0	0	0	-	0	0	0	0
10/28		Bal-W	1	0	0	0	0	0.0	0	0	-	0	0	0	0
11/4		TB-W	1	0	0	0	0	0.0	0	0	-	0	1	0	0
11/8	at	Pit-L	0	0	0	0	0	0.0	0	0	-	0	0	0	0
11/18	at	Det-L	1	0	3	1	2	0.0	0	0	-	0	0	0	0
11/25		Sea-L	1	0	1	0	1	0.0	0	0	-	0	0	0	0
12/2	at	TB-L	1	0	1	1	0	0.0	0	0	-	0	0	0	0
12/9	at	Cle-L	1	0	0	0	0	0.0	0	0	-	0	0	0	0
12/16		NO-L	1	0	2	0	2	0.0	0	0	-	0	0	0	0
12/23		Atl-L	1	0	0	0	0	0.0	0	0	-	0	0	0	0
12/30	at	NO-W	1		0	0	0	0.0	0	0	-	0	0	0	0
2018 totals			11	0	10	4	6	0.0	0	0	0	0	0	0	0

2019, CAROLINA

Date	Opp	GP	GS	Tot	So	As	Sk	Yd	Int	Yd	Lg	TD	PD	FF	FR
9/8						***Panther's practice squad***									
9/12						***Panther's practice squad***									
9/22						***Panther's practice squad***									
9/29						***Panther's practice squad***									
10/6		JAX-W	0	-	0	0	0.0	0	0	0	-	0	0	0	0
10/13	at	TB-W	0	-	0	0	0.0	0	0	0	-	0	0	0	0
10/27	at	SF-L	0	-	0	0	0.0	0	0	0	-	0	0	0	0
11/3		Ten-W	1	0	2	1	1	0.0	0	0	-	0	0	0	0



55 TAE DAVIS

SCHOOL TENNESSEE-CHATTANOOGA
BORN 8-14-1996
ACQUIRED FA - '19
EXP 2

HEIGHT 6-1
WEIGHT 224
POSITION LB

TRANSACTIONS Originally signed as a rookie free agent by the Giants on May 10, 2018...Waived from the Giants on October 29, 2019...Claimed from via waivers by the Browns, October 30, 2019.

2018 Played in 14 games with four starts after making the roster as an undrafted rookie...Recorded 32 tackles (25 solo), two sacks, two tackles for loss, four quarterback hits and one pass defended.

COLLEGE Played in 49 games with 10 starts at Tennessee-Chattanooga...Played safety until his senior season, when he moved to outside linebacker...Finished career with 119 tackles, one sack, two forced fumbles and three passes defended...In his first season at linebacker as a senior in 2017, Davis played in nine games and led the team with 74 tackles (42 solo)...As a junior, appeared in all 13 games at safety and finished with 31 tackles, one forced fumble and one pass defended...Played in 27 games as a sophomore and freshman, primarily on special teams...Majored in health and human performance.

PERSONAL Son of ShaRhonda Davis...Native of Oxford, Ala.

HIGH SCHOOL Attended Oxford High School (Oxford, Ala.)...Played linebacker and led the team to a 9-3 record and collected 104 tackles.

DAVIS'S CAREER

Year	Team	GP	GS	TACKLES					INTERCEPTIONS					FUMBLES		
				Tot	Solo	Asst	Sk	Yds	No	Yds	Lg	TD	PD	FF	FR	Yds
2018	New York Giants	14	4	33	26	7	2.0	11	0	0	-	0	1	0	0	0
2019	New York Giants	4	1	6	3	3	0.0	0	0	-	-	-	0	-	-	-
NFL totals (two years)		18	5	39	29	10	2.0	11	0	0	-	0	1	0	0	0

SINGLE-GAME HIGHS & CAREER MILESTONES: TACKLES: Total - 6, vs. Was, 10/28/18. Solo - 5, vs. TB, 11/18/18. NFL debut: vs. Hou., 9/23/18.

DAVIS' GAME-BY-GAME

2019, NEW YORK GIANTS

Date		Opp	GP	GS	Tot	So	As	Sk	Yd	Int	Yd	Lg	TD	PD	FF	FR
9/8	at	Dal-L	1	ILB	3	2	1	0.0	0	0	0	-	0	0	0	0
9/15		Buf-L	1	-	0	0	0	0.0	0	0	0	-	0	0	0	0
9/22	at	TB-W	1	-	3	1	2	0.0	0	0	0	-	0	0	0	0
9/29		Was-W	0	-	0	0	0	0.0	0	0	0	-	0	0	0	0
10/6		Min-L	0	-	0	0	0	0.0	0	0	0	-	0	0	0	0
10/10	at	NE-L	0	-	0	0	0	0.0	0	0	0	-	0	0	0	0
10/20		Ari-L	1	-	0	0	1	0.0	0	0	0	-	0	0	0	0
10/27	at	Det-L	0	-	0	0	1	0.0	0	0	0	-	0	0	0	0

2019, CLEVELAND

11/3	at	Den-L	1	-	0	0	0	0.0	0	0	0	-	0	0	0	0
------	----	-------	---	---	---	---	---	-----	---	---	---	---	---	---	---	---

2019 totals			5	1	6	3	7	0.0	0	0	0	0	0	0	0	0
--------------------	--	--	----------	----------	----------	----------	----------	------------	----------	----------	----------	----------	----------	----------	----------	----------

2018, NEW YORK GIANTS

Date		Opp	GP	GS	Tot	So	As	Sk	Yd	Int	Yd	Lg	TD	PD	FF	FR
9/9		JAX-L	0	-	0	0	0	0.0	0	0	0	-	0	0	0	0
9/16	at	Dal-L	0	-	0	0	0	0.0	0	0	0	-	0	0	0	0
9/23	at	Hou-W	1	-	0	0	0	0.0	0	0	0	-	0	0	0	0
9/30		NO-L	1	-	0	0	0	0.0	0	0	0	-	0	0	0	0
10/7	at	Car-L	1	-	0	0	0	0.0	0	0	0	-	0	0	0	0
10/11		Phi-L	1	-	0	0	0	0.0	0	0	0	-	0	0	0	0
10/22	at	Atl-L	1	-	2	1	1	0.0	0	0	0	-	0	0	0	0
10/28		Was-L	1	-	6	5	1	0.0	0	0	0	-	0	1	0	0
11/12	at	SF-W	1	-	0	0	0	0.0	0	0	0	-	0	0	0	0
11/18		TB-W	1	LB	5	5	0	0.0	0	0	0	-	0	0	0	0
11/25	at	Phi-L	1	-	3	3	0	1.0	0	0	0	-	0	0	0	0
12/2		Chi-W	1	ILB	2	1	1	0.0	0	0	0	-	0	0	0	0
12/9	at	Was-W	1	-	0	0	0	0.0	0	0	0	-	0	0	0	0
12/16		Ten-L	1	-	3	3	0	0.0	0	0	0	-	0	1	0	0
12/23	at	Ind-L	1	LB	8	6	2	1.0	0	0	0	-	0	0	0	0
12/30		Dal-L	1	LB	4	2	2	0.0	0	0	0	-	0	0	0	0
2018 totals			14	4	33	26	7	2.0	0	0	0	0	0	1	0	0



91 ELI ANKOU

SCHOOL UCLA
BORN 6/8/1994
ACQUIRED FA - '19
EXP 3

HEIGHT 6-3
WEIGHT 325
POSITION DT

TRANSACTIONS Originally signed by Houston as an undrafted rookie on May 12, 2017...Waived by Houston on September 2, 2017...Claimed by Jacksonville on September 3, 2017...Signed by Browns from Jacksonville practice squad on October 22, 2019.

2018 Saw action in two games for the Jaguars, recording four tackles (two solo).

2017 Appeared in nine games during his rookie season, registering 15 tackles (eight solo) and 1.5 sacks.

COLLEGE Appeared in 38 games with 19 starts for the Bruins... Totaled 91 tackles (49 solo), 1.5 sacks, eight tackles for a loss, three passes defended and one fumble recovery in his college career...Majored in Sociology.

PERSONAL Native of Ottawa, Ontario, Canada...Last name pronounced Eli Ankou el-EE ON-koo.

HIGH SCHOOL Attended Red Lion Christian Academy (Bear, Del.)... A three-star recruit and the No. 2 prospect in Delaware.

ANKOU'S CAREER

Year	Team	TACKLES							INTERCEPTIONS					FUMBLES		
		GP	GS	Tot	Solo	Asst	Sk	Yds	No	Yds	Lg	TD	PD	FF	FR	Yds
2017	Jacksonville	9	0	16	10	6	1.5	0.0	0	0	-	0	0	0	0	0
2018	Jacksonville	2	0	4	2	2	0.0	0.0	0	0	-	0	0	0	0	0
NFL totals (two years)		11	0	20	12	8	0.0	0.0	0	0	-	0	0	0	0	0

SINGLE-GAME HIGHS & CAREER MILESTONES: TACKLES: Total - 4, at Pit, 10/8/17. Solo - 2, twice; last, vs. Bal, 9/24/17. NFL debut: at Hou., 9/10/17.

ANKOU'S GAME-BY-GAME

2018, JACKSONVILLE JAGUARS

Date	Opp	GP	GS	Tot	So	As	Sk	Yd	Int	Yd	Lg	TD	PD	FF	FR
9/9	at	NYG-W		0	0	0	0.0	0.0	0	0	-	0	0	0	0
9/16		NE-W		0	0	0	0.0	0.0	0	-	-	0	0	0	0
9/23		Ten-L		0	0	0	0.0	0.0	0	-	-	0	0	0	0
9/30		NYJ-W		0	0	0	0.0	0.0	0	0	-	0	0	0	0
10/7	at	KC-L		0	0	0	0.0	0.0	0	0	-	0	0	0	0
10/14	at	Dal-L		0	0	0	0.0	0.0	0	0	-	0	0	0	0
10/21		Hou-L		0	0	0	0.0	0.0	0	0	-	0	0	0	0
10/28		Phi-L		0	0	0	0.0	0.0	0	0	-	0	0	0	0
11/11	at	Ind-L		0	0	0	0.0	0.0	0	0	-	0	0	0	0
11/18		Pit-L		0	0	0	0.0	0.0	0	0	-	0	0	0	0
11/25	at	Buf-L	1	2	1	1	0.0	0.0	0	0	-	0	0	0	0
12/2		Ind-W		0	0	0	0.0	0.0	0	0	-	0	0	0	0
12/6	at	Ten-L	1	2	1	1	0.0	0.0	0	0	-	0	0	0	0
12/16		Was-L		0	0	0	0.0	0.0	0	0	-	0	0	0	0
12/23	at	Mia-W		0	0	0	0.0	0.0	0	0	-	0	0	0	0
12/30	at	Hou-L		0	0	0	0.0	0.0	0	0	-	0	0	0	0
2018 totals		2	0	0	0	0	0.0	0.0	0	0	-	0	0	0	0

2017, JACKSONVILLE JAGUARS

Date	Opp	GP	GS	Tot	So	As	Sk	Yd	Int	Yd	Lg	TD	PD	FF	FR
9/10	at	Hou-W	1	1	1	0	0.0	0	0	0	-	0	0	0	0
9/17		Ten-L	1	2	2	0	0.0	0	0	0	-	0	0	0	0
9/24		Bal-W	1	2	2	0	0.0	0	0	0	-	0	0	0	0
10/1	at	NYJ-L	1	1	1	0	0.0	0	0	0	-	0	0	0	0
10/8	at	Pit-W		4	1	3	0.0	0	0	0	-	0	0	0	0
10/15		LAR-L	1	1	1	0	0.0	0	0	0	-	0	0	0	0
10/22	at	Ind-L	1	2	0	2	0.5	0	0	0	-	0	0	0	0
11/5		Cin-W	1	0	0	0	0.0	0	0	0	-	0	0	0	0
11/12		LAC-W		0	0	0	0.0	0	0	0	-	0	0	0	0
11/19	at	Cle-W		0	0	0	0.0	0	0	0	-	0	0	0	0
11/26	at	Ari-L		0	0	0	0.0	0	0	0	-	0	0	0	0
12/3		Ind-W		0	0	0	0.0	0	0	0	-	0	0	0	0
12/10		Sea-W		0	0	0	0.0	0	0	0	-	0	0	0	0
12/17		Hou-W		1	1	0	0.0	0	0	0	-	0	1	0	0
12/24	at	SF-L		0	0	0	0.0	0	0	0	-	0	0	0	0
12/31	at	Ten-L	1	2	1	1	1.0	0	0	0	-	0	0	0	0
2017 totals		9	0	16	10	6	1.5	0	0	0	0	0	0	0	0

10 TAYWAN TAYLOR



SCHOOL WESTERN KENTUCKY
BORN 3/2/1995
ACQUIRED TR. (TEN) - '19
EXP 3

HEIGHT 5-11
WEIGHT 205
POSITION WR

TRANSACTIONS Drafted by the Tennessee Titans in the third round (72nd overall) of the 2017 NFL Draft...Traded to the Cleveland Browns on August 31, 2019.

2018 Played in 13 games with five starts in his second season...Ranked second on the team with 466 receiving yards and third on the team with 37 receptions...Also added a touchdown.

2017 Played in all 16 games with four starts at wide receiver during his rookie campaign...Grabbed 16 receptions for 231 yards and a touchdown...Notched seven special teams tackles...Ran the ball eight times for 43 yards.

COLLEGE Concluded his Western Kentucky career by holding every major career and season receiving record at the school... Taylor finished his college career with 253 receptions for 4,234 yards and 41 touchdown receptions... After posting the best single season by a receiver in school history as a junior, Taylor more than lived up for the encore, breaking his own single-season records for receptions and receiving yards in his final season... Taylor finished his senior season with a record 98 receptions for a record 1,730 yards and 17 touchdowns, tying his own record for touchdown catches in a season. Taylor posted nine games with 100-yards receiving, second-most nationally, while his 11 games of catching at least one touchdown pass led the nation...Named First-Team All-Conference USA in 2015 and 2016...A semifinalist for the Biletnikoff award in 2015 and 2016.

PERSONAL Native of Louisville, Ky.

HIGH SCHOOL Taylor led Pleasure Ridge Park High School to a 14-1 season in 2012, catching a team-best 52 passes for 1,169 yards, accounting for nearly 40 percent of the team's receiving yards in his senior season...Taylor and Pleasure Ridge Park advanced to the Class 6A state title game in 2012, losing its only game of the season in the championship...For the year, Taylor found the endzone a team-high 18 times with 14 touchdown receptions, two rushing touchdowns and one interception returned for a touchdown.

TAYLOR'S CAREER

Year	Team	GP	GS	RECEIVING					RUSHING				
				No	Yds	Avg	Lg	TD	Att	Yds	Avg	Lg	TD
2017	TEN	16	4	16	231	14.4	53	1	8	43	5.4	17	0
2018	TEN	13	5	37	466	12.6	55	1	-	-	-	-	-
NFL totals		29	9	53	697	13.2	55	2	8	43	5.4	17	0

SINGLE-GAME HIGHS & CAREER MILESTONES: RECEIVING: Receptions: - 7 vs. PHI, 09/30/18. First NFL Reception: vs. OAK, 9/17/17, (4 yards, Mariota). RUSHING: Rushes: - 2, at JAX, 09/17/17. NFL Debut: vs. Oak., 09/10/17. First NFL Rush: at JAX, 09/17/17.

TAYLOR'S GAME-BY-GAME

2018, TENNESSE

Date	Opp	GP	GS	No	Yds	Avg	Lg	TD
9/09 at	Mia-L	1	0	-	-	-	-	-
9/16	Hou-W	1	0	3	32	10.7	18T	1
9/23 at	JAX-W	1	0	4	30	7.5	9	0
9/30	Phi-W	1	1	7	77	11.0	19	0
10/07 at	Buf-L	1	0	3	30	10.0	19	0
10/14	Bal-L	1	0	1	13	13.0	13	0
10/21 at	LAC-L	1	0	1	8	8.0	8	0
11/05 at	Dal-W	1	0	2	24	12.0	16	0
11/11	NE-W	0	0	-	-	-	-	-
11/18 at	Ind-L	0	0	-	-	-	-	-
11/26 at	Hou-L	0	0	-	-	-	-	-
12/02	NYJ-W	1	0	3	104	34.7	55	0
12/06	JAX-W	1	1	6	59	9.8	13	0
12/16 at	NYG-W	1	1	2	17	8.5	14	0
12/22	Was-W	1	1	3	64	21.3	35	0
12/30	Ind-L	1	1	2	8	4.0	6	0
2018 totals		13	5	37	466	12.6	55	1

2017, TENNESSE

Date	Opp	GP	GS	No	Yds	Avg	Lg	TD
9/10	Oak-L	1	0	2	14	7.0	10	0
9/17 at	JAX-W	1	0	1	42	42.0	42	0
9/24	Sea-W	1	0	1	15	15.0	15	0
10/01 at	Hou-L	1	0	-	-	-	-	-
10/08 at	Mia-L	1	1	-	-	-	-	-
10/16	Ind-W	1	1	2	61	30.5	53T	0
10/22 at	Cle-W	1	0	3	45	15.0	23	0
11/05	Bal-W	1	0	1	-4	-4.0	-4	0
11/12	Cin-W	1	0	2	34	17.0	20	-
11/16 at	Pit-L	1	1	-	-	-	-	-
11/26 at	Ind-W	1	0	1	8	8.0	8	0
12/03	Hou-W	1	0	2	15	7.5	15	0
12/10 at	Ari-L	1	0	-	-	-	-	-
12/17 at	SF-L	1	1	-	-	-	-	-
12/24	LAR-L	1	0	1	5	5.0	5	0
12/31	JAX-W	1	1	2	9	4.5	5	0
2017 totals		16	4	16	231	14.4	53	1

67 JUSTIN MCCRAY



SCHOOL CENTRAL FLORIDA
BORN 5/31/1992
ACQUIRED TR. (GB) - '19
EXP 3

HEIGHT 6-3
WEIGHT 315
POSITION G

TRANSACTIONS Signed by the Tennessee Titans as an undrafted free agent on May 12, 2014...Waived by the Titans on August 30, 2014...Signed to Titans practice squad on August 31, 2014...Waived by the Titans on August 30, 2015...Signed by the Green Bay Packers on March 29, 2017 after spending two season in the AFL...Traded to the Cleveland Browns for an undisclosed draft pick on August 31, 2019.

2018 Played in 12 games with five starts at RG...Was inactive for three contests and dressed, but did not play, in one game.

2017 Played in 13 games with eight starts (five at RT, two at LG, one at RG)...Three of Green Bay's top four rushing performances came in games that he started.

COLLEGE Played four years for the Knights of Central Florida from 2010-13. Was part of the 2010 UCF team that went 11-3 and a member of the 2014 Fiesta Bowl-winning Knights team that finished the season 12-1 and ranked No. 10 in the nation.

PERSONAL Native of Miami, Fla.

HIGH SCHOOL Attended Miami Southridge High School in Miami, Fla. from 2006-2010.

MCCRAY'S CAREER

Year	Team	GP	GS
2018	Green Bay	12	5
2017	Green Bay	13	8
NFL totals		25	13

ADDITIONAL STATISTICS: First NFL start - at ATL (9/17/17). First NFL appearance - vs. SEA (9/10/17).

77 WYATT TELLER



SCHOOL VIRGINIA TECH
BORN 11/21/1994
ACQUIRED TR. (BUF) - '19
EXP 2

HEIGHT 6-4
WEIGHT 315
POSITION G

TRANSACTIONS Drafted by the Buffalo Bills in the fifth round of the 2018 NFL Draft (166 overall)...Acquired by the Cleveland Browns in a trade on August 29, 2019 in exchange for the Cleveland fifth and sixth round picks in the 2020 NFL Draft along with a 2021 seventh round pick.

2018 Played in eight games, starting in seven for the Bills.

COLLEGE Started 43 of 53 games while playing for Virginia Tech...Received 2017 First-Team All ACC honors...Was named a 2016 Honorable Mention All-ACC....Allowed just five pressures for the entire 2017-18 season with the Hokies...Originally a defensive end, switched to offensive tackle as a freshman before red-shirting for the 2013-14 season.

PERSONAL Native of Manassas, Virginia.

HIGH SCHOOL Ranked as the No. 35 defensive tackle in the country, the No. 60 player in his region and the No. 19 player in the state by ESPN Recruiting Nation ... A U.S. Army All-America Game selection ... The state's defensive player of the year for the Group AA level, as voted on by the VHSCA ... A first-team Group AA all-state selection by both the VHSCA and Virginia Preps ... Totaled over 120 total tackles, including 11 sacks, and forced four fumbles ... Earned Defensive Player of the Year honors in Region II and the Evergreen District ... Recorded 85 tackles, including 27 for a loss, 9.5 sacks and four forced fumbles his junior year ... Also had three interceptions and five blocked kicks his junior year.

TELLER'S CAREER

<u>Year</u>	<u>Team</u>	<u>GP</u>	<u>GS</u>
2018	Arizona	8	7

ADDITIONAL STATISTICS: First NFL start - at NYJ (11/11/18). First NFL appearance - vs. CHI (11/04/18).



40 MALIK JEFFERSON

SCHOOL TEXAS
BORN 11/15/1996
ACQUIRED W. (CIN) - '19
EXP R

HEIGHT 6-2
WEIGHT 240
POSITION LB

TRANSACTIONS Originally selected in the third round (78th overall) of the 2018 NFL Draft...Waived by the Bengals on August 31, 2019...Claimed off waivers by the Cleveland Browns on September 1, 2019.

2018 Played in 12 games...Inactive Weeks 1 and 5...Finished third on the team with seven special teams tackles...Recorded five tackles.

COLLEGE A three-year linebacker who played in 33 games with 29 career starts before declaring for the NFL Draft...Named Big 12 Conference Co-Defensive Player of the Year in 2017...Named first team All-Big 12 in 2017...Second team All-American (Associated Press, Sporting News)...Named a 2017 Butkus Award semifinalist...Named second team All-Big 12 at linebacker by the Associated Press in 2016 ... named a semifinalist for the 2016 Butkus Award...Earned freshman All-America honors in 2015... Named honorable mention All-Big 12 and Big 12 Defensive Freshman of the Year as a freshman.

PERSONAL Native of Mesquite, TX.

HIGH SCHOOL Attended Mesquite Poteet High School...An All-America and two-time all-state honoree...Chosen as the 2014 High School Butkus Award winner as the nation's top high school linebacker...Tabbed first-team 5A All-State by the Texas Sports Writers Association, honorable mention by the Associated Press ...Picked Texas Defensive Player of the Year and to the All-USA Texas Team by USA Today.

JEFFERSON'S CAREER

<u>Year</u>	<u>Team</u>	<u>GP</u>	<u>GS</u>	TACKLES			<u>Sk</u>	<u>Yds</u>	INTERCEPTIONS					FUMBLES		
				<u>Tot</u>	<u>Solo</u>	<u>Asst</u>			<u>No</u>	<u>Yds</u>	<u>Lg</u>	<u>TD</u>	<u>PD</u>	<u>FF</u>	<u>FR</u>	<u>Yds</u>
2018	Cincinnati	12	0	10	5	5	0.0	0.0	0	0	-	0	0	0	0	0

SINGLE-GAME HIGHS & CAREER MILESTONES: TACKLES: Total - 3, vs. NO, 11/11/18. Solo - 2, at KC, 10/21/18. NFL debut: vs. Bal., 9/13/18.

JEFFERSON'S GAME-BY-GAME

2018, CINCINNATI

Date	Opp	GP	GS	Tot	So	Asts	Sk	Yd	Int	Yd	Lg	TD	PD	FF	FR
09/09	at Ind-W	0	0	0	-	-	-	-	-	-	-	-	-	-	-
09/13	Bal-W	1	0	0	-	-	-	-	-	-	-	-	-	-	-
09/23	at Car-W	1	0	0	-	-	-	-	-	-	-	-	-	-	-
9/30	at Atl-L	1	0	0	-	-	-	-	-	-	-	-	-	-	-
10/07	Mia-W	0	0	0	-	-	-	-	-	-	-	-	-	-	-
10/14	Pit-L	1	0	2	1	1	0.0	0	0	0	-	0	1	0	0
10/21	at KC-L	1	0	2	2	0	0.0	0	0	0	-	0	0	0	0
10/28	TB-L	1	0	0	-	-	-	-	-	-	-	-	-	-	-
11/11	NO-L	1	0	3	1	2	0.0	0	0	0	-	0	0	0	0
11/18	at Bal-L	1	0	2	1	1	0.0	0	0	0	-	0	0	0	0
11/25	Cle-L	1	0	0	-	-	-	-	-	-	-	-	-	-	-
12/02	Den-L	1	0	0	-	-	-	-	-	-	-	-	-	-	-
12/09	at LAC-L	1	0	0	-	-	-	-	-	-	-	-	-	-	-
12/16	OAK-W	1	0	1	0	1	0.0	0	0	0	-	0	0	0	0
12/23	at Cin-L	0	0	0	-	-	-	-	-	-	-	-	-	-	-
12/30	at Pit-L	0	0	0	-	-	-	-	-	-	-	-	-	-	-
2018 TOTALS		12	0	10	5	5	0.0	0.0	0	0	-	0	0	0	0

83 RICKY SEALS-JONES



SCHOOL TEXAS A&M
BORN 3/15/1995
ACQUIRED W. (ARI) - '19
EXP 2

HEIGHT 6-5
WEIGHT 243
POSITION TE

TRANSACTIONS Signed by the Cardinals as an undrafted free agent on May 2, 2017...Waived by the Cardinals on September 2, 2017...Signed to the Cardinals practice squad on September 3, 2017...Promoted to Cardinals active roster on September 25, 2017...Waived by Arizona on August 31, 2019...Claimed off waivers by the Browns on September 1, 2019.

2018 Played in a career-high 15 games, starting five...Recorded 34 receptions, 343 receiving yards and a touchdown.

2017 Played in 10 games with one start...Inactive for four games...Tallied 12 receptions for 201 yards and three touchdowns.

COLLEGE Appeared in 39 games for the Aggies from 2013-2016...Caught 123 passes for 1,442 yards and 10 touchdown receptions.

PERSONAL Native of Sealy, TX.

HIGH SCHOOL Played QB and WR at Sealy High School in Sealy, Texas...Lined up at quarterback and recorded 114 carries for 1,245 yards and 15 TDs, along with 761 passing yards and 8 TDs to earn District 24-3A MVP honors in 2011.. Record 140 tackles, 10 interceptions and 8 sacks in his final two seasons.

SEALS-JONES' CAREER

Year	Team	GP	GS	RECEIVING				TD	RUSHING				TD
				No	Yds	Avg	Lg		Att	Yds	Avg	Lg	
2017	ARI	10	1	12	201	16.8	29T	3	-	-	-	-	-
2018	ARI	15	5	34	343	10.1	40	1	-	-	-	-	-
NFL totals		25	6	46	544	11.8	40	4	-	-	-	-	-

SINGLE-GAME HIGHS & CAREER MILESTONES: RECEIVING: Receptions: - 5 AT Min., 10/14/18. First NFL Reception: at Hou., 11/19/17, (15 yards, B. Gabbert). NFL Debut: vs. Dal., 09/25/17. First NFL Start: at Was., 12/17/17.

SEALS-JONES' GAME-BY-GAME

2017, ARIZONA

Date	Opp	GP	GS	No	Yds	Avg	Lg	TD
9/10 at	Det-L	0	0	-	-	-	-	-
9/17 at	Ind-W	0	0	-	-	-	-	-
9/25	Dal-L	1	0	-	-	-	-	-
10/01	SF-W	1	0	-	-	-	-	-
10/08 at	Phi-L	1	0	-	-	-	-	-
10/15	TB-W	1	0	-	-	-	-	-
10/22 at	LAR-L	1	0	-	-	-	-	-
11/05 at	SF-W	1	0	-	-	-	-	-
11/09	Sea-L	1	0	-	-	-	-	-
11/19 at	Hou-L	1	0	3	54	18.0	28T	2
11/26	JAX-W	1	0	4	72	18.0	29T	1
12/03	LAR-L	1	0	2	44	22.0	27	0
12/10	Ten-W	1	0	1	20	20.0	20	0
12/17 at	Was-L	1	1	2	11	5.5	7	0
12/24	NYG-W	1	0	0	0	-	-	0
12/31 at	Sea-W	1	0	0	0	-	-	0
2017 totals		10	1	12	201	16.8	29	3

2018, ARIZONA

Date	Opp	GP	GS	No	Yds	Avg	Lg	TD
9/09	Was-L	1	1	3	19	6.3	7	0
9/16 at	LAR-L	1	1	4	17	4.3	8	1
9/23	Chi-L	1	1	1	35	35.0	35T	0
9/30	Sea-L	1	0	2	52	26.0	31	0
10/07 at	SF-W	1	0	0	0	-	-	0
10/14 at	Min-L	1	0	5	69	13.8	40	0
10/18	Den-L	1	1	2	12	6.0	7	0
10/28	SF-W	1	1	2	12	6.0	13	0
11/11 at	KC-L	1	0	5	51	10.2	21	0
11/18	Oak-L	1	0	1	5	5.0	5	0
11/25 at	LAC-L	1	0	1	5	5.0	5	0
12/02 at	GB-W	1	0	1	10	10.0	10	0
12/06	Det-L	1	1	3	31	10.3	12	0
12/16 at	Atl-L	1	1	3	22	7.3	9	0
12/23	LAR-L	1	1	1	3	3.0	3	0
12/30 at	Sea-L	0	0	-	-	-	-	0
2018 totals		15	5	34	343	10.1	40	1



12 KHADAREL HODGE

SCHOOL PRAIRE VIEW A&M
BORN 1/3/1995
ACQUIRED W. (LAR) - '19
EXP 2

HEIGHT 6-2
WEIGHT 205
POSITION WR

TRANSACTIONS Signed by the Rams as an undrafted free agent on July 24, 2018...Waived by the Rams on September 1, 2018...Signed to the Rams practice squad on September 2, 2018...Promoted to Rams active roster on September 19, 2018...Waived by the Rams on August 31, 2019...Claimed off waivers by the Browns on September 1, 2019.

2018 As a rookie, appeared in the final 14 games of the regular season and three postseason contests, including Super Bowl LIII...Tallied two receptions for 17 yards and added four tackles on special teams on the season.

COLLEGE Began his career as a quarterback at Alcorn State but left after the 2014 season, during which he redshirted...Transferred to Hinds Community College in 2015, where he transitioned to wide receiver...Transferred to Prairie View A&M in 2016...Played three seasons for the Panthers, catching 104 passes for 1,797 yards and 21 touchdowns. As a senior, Hodge had 48 receptions for 844 yards and 12 touchdowns and was named first team All-SWAC and Black College All-America.

PERSONAL Native of Mendenhall, Miss....First name is pronounced Ka-DARE-ul

HIGH SCHOOL Attended Mendenhall High School...Became the starting quarterback at Mendenhall during his sophomore season and threw for over 3,000 passing yards and ran for over 2,000 yards along with 68 total touchdowns during his junior and senior seasons...Named second team All-State his senior season.

HODGE'S CAREER

Year	Team	GP	RECEIVING					TD	RUSHING				
			GS	No	Yds	Avg	Lg		Att	Yds	Avg	Lg	TD
2018	LAR	14	0	2	17	8.5	14	0	-	-	-	-	-

SINGLE-GAME HIGHS & CAREER MILESTONES: RECEIVING: First NFL Reception: at Sea., 10/7/18, (14 yards, J. Goff). NFL Debut: vs. LAC, 09/23/18.

HODGE'S GAME-BY-GAME

2018, LOS ANGELES RAMS

Date		Opp	GP	GS	No	Yds	Avg	Lg	TD
9/10	at	Oak-W	0	0	-	-	-	-	-
9/16		Ari-W	0	0	-	-	-	-	-
9/23		LAC-W	1	0	-	-	-	-	0
9/27		Min-W	1	0	-	-	-	-	1
10/07	at	Sea-W	1	0	1	14	14.0	14	0
10/14	at	Den-W	1	0	-	-	-	-	0
10/21	at	SF-W	1	0	-	-	-	-	0
10/28		GB-W	1	0	-	-	-	-	0
11/04	at	NO-L	1	0	-	-	-	-	0
11/11		Sea-W	1	0	-	-	-	-	0
11/19		KC-W	1	0	1	3	3.0	3	0
12/02	at	Det-W	1	0	-	-	-	-	0
12/09	at	Chi-L	1	0	-	-	-	-	0
12/16		Phi-L	1	0	0	0	-	-	0
12/23	at	Ari-W	1	0	-	-	-	-	0
12/30		SF-W	1	0	-	-	-	-	0
2018 totals			14	0	2	17	8.5	14	0

JUSTIN ZIMMER

SCHOOL FERRIS STATE
BORN 10-23-1992
ACQUIRED FA'19
EXP 2

HEIGHT 6-3
WEIGHT 300
POSITION DT

TRANSACTIONS Originally signed by Buffalo as an undrafted free agent on May 6, 2016...Waived by the Bills on August 30, 2016...Signed to Saints' practice squad on December 13, 2016...Waived on September 1, 2017...Signed by the Falcons on April 18, 2018...Waived by the Falcons on October 2, 2018...Signed to Falcons' practice squad on October 3, 2018...Elevated to Falcons' active roster on December 4, 2018...Waived by the Falcons on August 31, 2019...Signed to the Falcons practice squad on September 1, 2019...Signed by the Browns from the Falcons' practice squad on December 3, 2019.

2019 Spent the first 12 weeks on the Falcons' practice squad.

2018 Made his NFL debut vs. NO., 9/23...Spent eight weeks on the Falcons' practice squad.

2017 Spent offseason and training camp with the Saints.

2016 Spent the last three weeks of the season on the Saints' practice squad.

COLLEGE Appeared in 42 games, starting 35...Compiled 216 tackles, 48.5 tackles for loss, one interception, nine forced fumbles, one fumble recovery and three blocked kicks...A three-time first team All-GLIAC selection...Two-time Division II All-American...Three-time Division II Academic All-American.

PERSONAL Native of Greenville, Mich.

HIGH SCHOOL Attended Greenville High School (Greenville, Mich.)...Played middle linebacker and tight end...Won a regional wrestling championship as a junior and senior...Also participated in track and field.

ZIMMER'S CAREER

Year	Team	GP	GS	TACKLES			Sk	Yds	INTERCEPTIONS					FUMBLES		
				Tot	Solo	Asst			No	Yds	Lg	TD	PD	FF	FR	Yds
2018	Atlanta	1	0	0	0	0	0.0	0	0	0	-	0	0	0	0	0
2019	Cleveland	0	0	0	0	0	0.0	0	0	0	-	0	0	0	0	0
NFL totals (two years)		1	0	0	0	0	0.0	0	0	0	-	0	0	0	0	0

SINGLE-GAME HIGHS & CAREER MILESTONES: NFL debut: at Det., 10/8/17.

ZIMMER'S GAME-BY-GAME

2019, CLEVELAND

Date	Opp	GP	GS	Tot	So	As	Sk	Yd	Int	Yd	Lg	TD	PD	FF	FR
9/8	Ten-L														
9/16	at NYJ-W														
9/22	LAR-L														
9/29	at Bal-L														
10/7	at SF-L														
10/13	Sea-L														
10/27	at NE-L														
11/3	at Den-L														
11/10	Buf-W														
11/14	Pit-W														
11/24	Mia-W														
12/1	at Pit-L														
12/8	Cin	-	-	0	0	0	0.0	0	0	0	-	0	0	0	0
12/15	at Ari	-	-	0	0	0	0.0	0	0	0	-	0	0	0	0
12/22	Bal	-	-	0	0	0	0.0	0	0	0	-	0	0	0	0
12/29	at Cin	-	-	0	0	0	0.0	0	0	0	-	0	0	0	0
2019 totals		0	0	0	0	0	0.0	0	0	0	0	0	0	0	0

2018, ATLANTA

Date	Opp	GP	GS	Tot	So	As	Sk	Yd	Int	Yd	Lg	TD	PD	FF	FR
9/6	at Phi-L	0	-	0	0	0	0.0	0	0	0	-	0	0	0	0
9/16	Car-W	0	-	0	0	0	0.0	0	0	0	-	0	0	0	0
9/23	NO-L	1	0	0	0	0	0.0	0	0	0	-	0	0	0	0
9/30	Cin-L	0	-	0	0	0	0.0	0	0	0	-	0	0	0	0
10/7	at Pit-L														
10/14	TB-W														
10/22	NYG-W														
11/4	at Was-W														
11/11	at Cle-L														
11/18	Dal-L														
11/22	at NO-L														
12/2	Bal-L														
12/9	at GB-L	0	-	0	0	0	0.0	0	0	0	-	0	0	0	0
12/16	Ari-W	0	-	0	0	0	0.0	0	0	0	-	0	0	0	0
12/23	at Car-W	0	-	0	0	0	0.0	0	0	0	-	0	0	0	0
12/30	at TB-W	0	-	0	0	0	0.0	0	0	0	-	0	0	0	0
2018 totals		1	0	0	0	0	0.0	0	0	0	0	0	0	0	0

2019 BROWNS W-L RECORD BREAKDOWN

	2019 Season				2018 Season			
	Overall	vs. AFCN	Home	Road	Overall	vs. AFCN	Home	Road
Overall	5-7	2-1	3-3	2-4	7-8-1	3-2-1	5-2-1	2-6
On grass	4-6	2-1	3-3	1-3	6-6-1	2-2-1	5-2-1	1-4
On artificial surfaces	1-1	0-0	0-0	1-1	1-2	1-0	0-0	1-2
When scoring first	5-3	2-1	3-2	2-1	3-3	1-1	2-0	1-3
When opponent scores first	0-4	0-0	0-1	0-3	4-5-1	2-1-1	3-2-1	1-3
In overtime	0-0	0-0	0-0	0-0	1-2-1	1-0-1	1-0-1	0-2
When leading after first quarter	5-3	2-1	3-2	2-1	2-1	1-1	1-0	1-1
When leading at halftime	5-2	2-0	3-2	2-0	4-2	3-0	3-0	1-2
When leading after third quarter	5-1	2-0	3-1	2-0	4-2	3-0	3-0	1-2
When trailing after first quarter	0-4	0-0	0-1	0-3	1-6	1-1	1-2	0-4
When trailing at halftime	0-4	0-0	0-1	0-3	1-6-1	0-2-1	1-2-1	0-4
When trailing after third quarter	0-6	0-1	0-2	0-4	2-6-1	0-2-1	1-2-1	1-4
When tied at halftime	0-1	0-1	0-0	0-1	2-0	0-0	1-0	1-0
On Sunday	3-6	1-1	2-3	1-3	5-8-1	3-2-1	4-2-1	1-6
On Monday	1-1	0-0	0-0	1-1	0-0	0-0	0-0	0-0
On Thursday	1-0	1-0	1-0	0-0	1-0	0-0	1-0	0-0
On Saturday	0-0	0-0	0-0	0-0	1-0	0-0	0-0	1-0
Day games (before 5 p.m.)	3-5	1-1	2-2	1-3	5-8-1	3-2-1	4-2-1	1-6
Night games (after 5 p.m.)	2-2	1-0	1-1	1-1	0-0	0-0	0-0	0-0
When CLE had 100-yard rusher	3-2	1-0	2-1	1-1	3-1	1-0	2-0	1-1
When CLE had 100-yard receiver	3-1	1-0	1-1	2-0	1-2-1	0-1-1	1-0-1	0-2
When CLE had 300-yard passer	3-0	1-0	1-0	1-0	1-2	1-1	1-0	0-2
When OPP had 100-yard rusher	0-2	0-0	0-1	0-1	0-4-1	0-2-1	0-0-1	0-4
When OPP had 100-yard receiver	0-3	0-1	0-2	0-1	1-3-1	0-0-1	1-1-1	0-2
When OPP had 300-yard passer	0-0	0-0	0-0	0-0	1-4-1	0-0-1	1-2-1	0-2

2019 REPLAYS AND CHALLENGES

(2018 Browns Challenges [3/4])

Browns Challenges (2/7)

Date	Opp.	Time	Initial Call	Decision
9/29	BAL	8:32	L. Jackson pass complete to C. Moore for 26 yards	Ruling on the field reversed, pass incomplete.
10/7	SF	15:00	J.Garoppolo pass complete to D.Pettis for 11 yards	Ruling on the field stood
10/13	SEA	10:44	B.Mayfield pass complete to J.Landry to SEA 1. CLE challenged the short of goal line ruling	Ruling on the field was upheld
10/27	NE	4:16	CLE challenged the first down ruling	Ruling on the field stood
		13:33	CLE challenged the OPI ruling	Ruling on the field was upheld
11/3	DEN	5:23	B.Mayfield rush for no gain CLE challenged the short of the line to gain ruling	Ruling on the field stood
12/1	PIT	9:45	B.Mayfield pass incomplete to J.Landry	Ruling on the field overturned

Opponent Challenges (2/7)

Date	Opp.	Time	Initial Call	Decision
9/22	LAR	9:43	Incomplete pass from J.Goff	Challenged play for possible defensive pass interference, play was upheld.
10/7	SF	13:49	B.Mayfield pass complete to R.Seals-Jones for 31 yards	Ruling on the field reversed, pass incomplete.
10/7	SF	8:32	J.Garoppolo pass incomplete short left to M.Goodwin	Ruling on the field stood
10/13	SEA	5:02	B.Mayfield pass complete to O.Beckham Jr. for 41 yards	Ruling on the field stood
11/14	PIT	13:19	B.Mayfield pass complete to K.Hodge for 59 yards	Ruling on the field was reversed, gain of 41 yards to the PIT-36
11/24	MIA	7:52	B.Mayfield pass complete to J.Landry for 37 yards	Challenged for Offensive Pass Interference, play was upheld.
12/1	PIT	5:46	A.Seibert punt downed at PIT-1	Challenged for a potential touchback, play was upheld

2019 STARTING LINEUPS AND INACTIVES

OFFENSIVE GAME-BY-GAME STARTERS

Game	Opp.	WR	LT	LG	C	RG	RT	TE	WR	QB	RB	TE
09/8	Ten	J. Landry	G.Robinson	J.Bitonio	J.Tretter	E.Kush	C.Hubbard	D.Njoku	O.Beckham	B.Mayfield	N.Chubb	R.Higgins(WR)
09/16	at NYJ	J. Landry	G.Robinson	J.Bitonio	J.Tretter	E.Kush	C.Hubbard	D.Ratley(WR)	O.Beckham	B.Mayfield	N.Chubb	T.Taylor(WR)
9/22	LAR	J. Landry	G.Robinson	J.Bitonio	J.Tretter	E.Kush	J.McCray	D.Harris	O.Beckham	B.Mayfield	N.Chubb	P.Brown
9/29	at BAL	J. Landry	G.Robinson	J.Bitonio	J.Tretter	E.Kush	C.Hubbard	P.Brown	O.Beckham	B.Mayfield	N.Chubb	D.Ratley(WR)
10/7	at SF	J. Landry	G.Robinson	J.Bitonio	J.Tretter	E.Kush	C.Hubbard	P.Brown	O.Beckham	B.Mayfield	N.Chubb	A.Callaway(WR)
10/13	SEA	J. Landry	G.Robinson	J.Bitonio	J.Tretter	E.Kush	C.Hubbard	P.Brown	O.Beckham	B.Mayfield	N.Chubb	R.Seals-Jones
10/27	at NE	J. Landry	J.McCray	J.Bitonio	J.Tretter	E.Kush	C.Hubbard	P.Brown	O.Beckham	B.Mayfield	N.Chubb	A.Callaway(WR)
11/3	at DEN	J. Landry	G.Robinson	J.Bitonio	J.Tretter	W.Teller	C.Hubbard	S.Carlson	O.Beckham	B.Mayfield	N.Chubb	D.Harris
11/10	BUF	J. Landry	G.Robinson	J.Bitonio	J.Tretter	W.Teller	C.Hubbard	S.Carlson	O.Beckham	B.Mayfield	N.Chubb	D.Harris
11/14	PIT	J. Landry	G.Robinson	J.Bitonio	J.Tretter	W.Teller	C.Hubbard	P.Brown	O.Beckham	B.Mayfield	N.Chubb	D.Harris
11/24	MIA	J. Landry	G.Robinson	J.Bitonio	J.Tretter	W.Teller	C.Hubbard	R.Seals-Jones	O.Beckham	B.Mayfield	N.Chubb	S.Carlson
12/1	at PIT	J. Landry	J.McCray	J.Bitonio	J.Tretter	W.Teller	C.Hubbard	D.Harris	O.Beckham	B.Mayfield	N.Chubb	S.Carlson
12/8	CIN											
12/15	at ARI											
12/22	BAL											
12/29	at CIN											

DEFENSIVE GAME-BY-GAME STARTERS

Game	Opp.	DE	DT	DT	DE	WILL	MIKE	CB	CB	S	S	DB
9/8	Ten	M.Garrett	L.Ogunjobi	S.Richardson	O.Vernon	C.Kirksey	J.Schobert	D.Ward	G.Williams	D.Randall	M.Burnett	J.Whitehead
9/16	at NYJ	M.Garrett	L.Ogunjobi	S.Richardson	O.Vernon	C.Kirksey	J.Schobert	D.Ward	G.Williams	E.Murray	M.Burnett	J.Whitehead
9/22	LAR	M.Garrett	L.Ogunjobi	S.Richardson	O.Vernon	M.Wilson	J.Schobert	T.Carrie	T.Mitchell	E.Murray	J.Whitehead	J.Burris
9/29	at BAL	M.Garrett	L.Ogunjobi	S.Richardson	O.Vernon	M.Wilson	J.Schobert	T.Carrie	T.Mitchell	D.Randall	E.Murray	J.Whitehead
10/7	at SF	M.Garrett	L.Ogunjobi	S.Richardson	O.Vernon	M.Wilson	J.Schobert	T.Carrie	T.Mitchell	D.Randall	M.Burnett	J.Whitehead
10/13	SEA	M.Garrett	L.Ogunjobi	S.Richardson	O.Vernon	M.Wilson	J.Schobert	T.Carrie	T.Mitchell	D.Randall	M.Burnett	J.Whitehead
10/27	at NE	M.Garrett	L.Ogunjobi	S.Richardson	O.Vernon	M.Wilson	J.Schobert	D.Ward	G.Williams	J.Burris	M.Burnett	J.Whitehead
11/3	at DEN	M.Garrett	L.Ogunjobi	S.Richardson	O.Vernon	M.Wilson	J.Schobert	D.Ward	G.Williams	J.Burris	M.Burnett	J.Whitehead
11/10	BUF	M.Garrett	L.Ogunjobi	S.Richardson	C.Thomas	M.Wilson	J.Schobert	D.Ward	G.Williams	D.Randall	M.Burnett	J.Burris
11/14	PIT	M.Garrett	L.Ogunjobi	D.Lawrence	C.Thomas	M.Wilson	J.Schobert	D.Ward	G.Williams	D.Randall	M.Burnett	J.Burris
11/24	MIA	C.Thomas	D.Lawrence	S.Richardson	E.Ankou	M.Wilson	J.Schobert	D.Ward	G.Williams	D.Randall	J.Burris	T.Carrie
12/1	at PIT	C.Thomas	L.Ogunjobi	S.Richardson	O.Vernon	M.Wilson	J.Schobert	D.Ward	G.Williams	S.Redwine	J.Burris	T.Carrie
12/8	CIN											
12/15	at ARI											
12/22	BAL											
12/29	at CIN											

GAME-BY-GAME INACTIVES

Game	Opp.							
9/8	Ten	G.Gilbert	T.Taylor	S.Takitaki	G.Avery	A.Corbett	W.Teller	R.Seals-Jones
9/16	at NYJ	D.Randall	D.Hilliard	G.Avery	A.Taylor	A.Corbett	K.Lamm	R.Higgins
9/22	LA	D.Ward	D.Randall	G.Williams	M.Burnett	K.Lamm	C.Hubbard	R.Higgins
9/29	at BAL	D.Ward	G.Williams	S.Redwine	M.Burnett	G.Avery	K.Lamm	R.Higgins
10/7	at SF	T.Taylor	D.Ward	G.Williams	S.Redwine	G.Avery	K.Lamm	R.Higgins
10/13	SEA	T.Taylor	D.Ward	G.Williams	S.Redwine	G.Avery	K.Lamm	A.Corbett
10/27	at NE	T.Taylor	D.Randall	C.Smith	S.Redwine	G.Avery	K.Lamm	E.Ankou
11/3	at DEN	T.Taylor	D.Randall	E.Murray	R.Jackson	G.Avery	K.Lamm	P.Brown
11/10	BUF	T.Taylor	E.Murray	R.Jackson	O.Vernon	K.Lamm	R.Seals-Jones	A.Callaway
11/14	PIT	T.Taylor	E.Murray	R.Jackson	O.Vernon	K.Lamm	D.Forbes	B.Cox
11/18	MIA	T.Taylor	E.Murray	R.Jackson	O.Vernon	K.Lamm	D.Forbes	P.Brown
12/1	at PIT	T.Taylor	E.Murray	D.Randall	C.Smith	G.Robinson	D.Forbes	P.Brown
12/8	CIN							
12/15	at ARI							
12/22	BAL							
12/29	at CIN							

2019 DEFENSIVE GAME-BY-GAME STATS

INTERCEPTIONS

Game	Opp.	No.	Yards	LG	TD	Players
9/8	TEN	0	0	0	0	0
9/16	at NYJ	0	0	0	0	0
9/22	LAR	2	15	15	0	J.Burris, T.J.Carrie
9/29	at BAL	2	0	0	0	J.Whitehead, D. Lawrence
10/7	at SF	0	0	0	0	0
10/13	SEA	0	0	0	0	0
10/27	at NE	0	0	0	0	0
11/3	at DEN	0	0	0	0	0
11/10	BUF	0	0	0	0	0
11/14	PIT	4	90	43	0	J.Schobert (2), M.Burnett, J.Burris
11/24	MIA	2	4	2	0	J.Schobert (2)
12/1	at PIT	1	28	28	0	T.Mitchell
12/8	CIN					
12/15	at ARI					
12/22	BAL					
12/29	at CIN					
Totals 12 games		11	137	43	0	

FUMBLES

FUMBLES FORCED			FUMBLES RECOVERED	
Game	Opp.	No. Players	No.	Players
9/8	TEN	0 None	0	None
9/16	at NYJ	1 J.Schobert	1	T.Carrie
9/22	LAR	1 M.Garrett	1	J.Schobert
9/29	at BAL	1 J.Whitehead	1	C.Thomas
10/7	at SF	0 None	0	None
10/13	SEA	1 O.Vernon	1	D.Lawrence
10/27	at NE	0 None	0	None
11/3	at DEN	1 J.Schobert	1	D.Ward
11/10	BUF	1 S.Richardson	0	None
11/14	PIT	1 J.Burris	0	None
11/24	MIA	1 S.Richardson	0	None
12/1	at PIT	1 M.Wilson	0	None
12/8	CIN			
12/15	at ARI			
12/22	BAL			
12/29	at CIN			
Totals 12 games		9	5	

QUARTERBACK SACKS

Game	Opp.	No.	Yards	Players
9/8	TEN	4	32	M.Burnett (1.0), M.Garrett (2.0), L.Ogunjobi (1.0)
9/16	at NYJ	4	32	M.Garrett (3.0), M.Burnett (1.0)
9/22	LAR	2	14	L.Ogunjobi (1.0), M.Garrett (1.0)
9/29	at BAL	4	25	J.Schobert (1.0), S.Richardson (1.0), D.Randall (1.0), O.Vernon (1.0)
10/7	at SF	2	10	M.Garrett (1.0), C.Thomas (1.0)
10/13	SEA	3	11	M.Garrett (2.0), D.Randall (1.0)
10/27	at NE	3	20	O.Vernon (1.0), M.Garrett (1.0), E.Murray (1.0)
11/3	at DEN	3	18	O.Vernon (1.0), M.Wilson (1.0), L.Ogunjobi (1.0)
11/10	BUF	1	6	C.Thomas (1.0)
11/14	PIT	4	43	J.Burris (1.0), L.Ogunjobi (1.0), C.Thomas (1.0), J.Schobert (1.0)
11/24	MIA	4	22	S.Richardson (2.0), P.Gustin (1.0), T.Carrie (1.0)
12/1	at PIT	1	13	C.Thomas
12/8	CIN			
12/15	at ARI			
12/22	BAL			
12/29	at CIN			
Totals 12 games		35	246	

2019 CLEVELAND BROWNS INDIVIDUAL BESTS

BROWNS

LONGEST RUN FROM SCRIMMAGE:	88, N.Chubb, at BAL (9/29)
LONGEST TOUCHDOWN RUN:	88, N.Chubb, at BAL (9/29)
LONGEST PASS COMPLETION:	89, O.Beckham Jr., at NYJ (9/16)
LONGEST TOUCHDOWN PASS:	89, O.Beckham Jr., at NYJ (9/16)
LONGEST PUNT RETURN:	18T, D.Hilliard, TEN (9/8), J.Landry, at NYJ (9/16)
LONGEST KICKOFF RETURN:	74, D.Hilliard, SEA (10/13)
MOST INTERCEPTIONS:	2, J.Schobert, PIT (11/14), MIA (11/24)
LONGEST INTERCEPTION RETURN:	43, M.Burnett, PIT (11/14)
LONGEST PUNT:	71, J.Gillan, at SF (10/7)
LONGEST FIELD GOAL:	48, A.Seibert, at NYJ (9/16)
MOST RUSHING ATTEMPTS:	27, N.Chubb, PIT (11/14)
MOST RUSHING YARDS:	165, N.Chubb, at BAL (9/29)
MOST PASS ATTEMPTS:	42, B.Mayfield, at DEN (11/3)
MOST PASS COMPLETIONS:	26, B.Mayfield, BUF (11/10)
MOST YARDS PASSING:	342, B.Mayfield, at BAL (9/29)
MOST RECEPTIONS:	10, J.Landry, MIA (11/24)
MOST YARDS RECEIVING:	167, J.Landry, at BAL (9/29)
MOST INTERCEPTIONS THROWN:	3T, B.Mayfield, TEN (9/8), SEA (10/13)
MOST RUSHING TOUCHDOWNS:	3, N.Chubb, at BAL (9/29)
MOST TOUCHDOWN PASSES:	3, B.Mayfield, MIA (11/24)
MOST TOUCHDOWN RECEPTIONS:	2, J.Landry, MIA (11/24)
MOST QB SACKS:	3, M.Garrett, at NYJ (9/16)

OPPONENTS

LONGEST RUN FROM SCRIMMAGE:	83, M.Breida at SF (10/7)
LONGEST TOUCHDOWN RUN:	83, M.Breida at SF (10/7)
LONGEST PASS COMPLETION:	59, J.White, NE (10/27)
LONGEST TOUCHDOWN PASS:	75, D.Henry, TEN (9/8)
LONGEST PUNT RETURN:	32, R.James, at SF (10/7)
LONGEST KICKOFF RETURN:	34, K.Whyte Jr., at PIT (12/1)
MOST INTERCEPTIONS:	1T, M.Butler, K.Byard, L.Ryan, TEN (9/8), D.Robert at NYJ (9/16), J.Johnson LAR (9/22) M.Canaday, at BAL (9/29), K. Williams, at SF (10/7), R.Sherman, at SF (10/7), T.Thompson, K.Wright, T.Flowers, SEA (10/13) L.Guy, at NE (10/27), R.Lewis, MIA (11/24) J.Haden, at PIT (12/1)
LONGEST INTERCEPTION RETURN:	49, K.Williams, at SF (10/7)
LONGEST PUNT:	70, B.Kern, TEN (9/8)
LONGEST FIELD GOAL:	53T, C.Santos, TEN (9/8), G.Zeurlein, LAR (9/22)
MOST RUSHING ATTEMPTS:	24, C.Carson, SEA (10/13)
MOST RUSHING YARDS:	124, C.Carson, SEA (10/13)
MOST PASS ATTEMPTS:	41, J.Allen, BUF (11/10)
MOST PASS COMPLETIONS:	24T, J.Goff, LAR (9/22) L.Jackson, at BAL (9/29)
MOST YARDS PASSING:	295, R.Wilson, SEA (10/13)
MOST RECEPTIONS:	11, C.Kupp, LAR (9/22)
MOST YARDS RECEIVING:	102, C.Kupp, LAR (9/22)
MOST INTERCEPTIONS THROWN:	2T, J.Goff, LAR (9/22) L.Jackson, at BAL (9/29) R.Fitzpatrick, MIA (11/24)
MOST RUSHING TOUCHDOWNS:	2, J.Allen, BUF (11/10)
MOST TOUCHDOWN PASSES:	3T, M.Mariota, TEN (9/8) L.Jackson, at BAL (9/29)
MOST TOUCHDOWN RECEPTIONS:	2T, De.Walker, TEN (9/8), C.Kupp, LAR (9/22) J.Brown, SEA (10/13), J.Edelman, at NE (10/27)

SUPPLEMENTAL STATISTICS

2019 BROWNS TEAM SCORING

Game	Opp.	BROWNS						OPPONENTS					
		1ST	2ND	3RD	4TH	OT	TOTAL	1ST	2ND	3RD	4TH	OT	TOTAL
9/8	TEN	6	0	7	0	0	13	3	9	10	21	0	43
9/16	at NYJ	6	10	7	0	0	23	0	3	0	0	0	3
9/22	LAR	0	6	7	0	0	13	3	0	7	10	0	20
9/29	at BAL	7	3	14	7	0	40	0	7	3	8	0	40
10/7	at SF	0	3	0	0	0	3	14	7	7	3	0	31
10/13	SEA	14	6	0	8	0	28	6	12	7	7	0	32
10/27	at NE	0	7	3	3	0	13	17	0	7	3	0	27
11/3	at DEN	0	12	0	7	0	19	7	10	7	0	0	24
11/10	BUF	6	3	3	7	0	19	0	7	2	7	0	16
11/14	PIT	7	7	0	7	0	21	0	0	7	0	0	7
11/24	MIA	14	14	0	13	0	41	0	3	14	7	0	24
12/1	at PIT	3	7	0	3	0	13	0	10	7	3	0	20
Totals 12 games		63	78	41	55	0	246	50	68	81	69	0	287

2019 TURNOVER TABLE

Game	Opp.	TAKEAWAYS				GIVEAWAYS				Difference	Result
		Fumbles	INTs	Total	Pts Off	Fumbles	INT	Total	Pts Off		
9/8	TEN	0	0	0	0	0	3	3	16	-3	L, 13-43
9/16	at NYJ	1	0	1	0	0	1	1	0	0	W, 23-3
9/22	LAR	1	2	3	3	0	1	1	0	+2	L, 13-20
9/29	at BAL	1	2	3	14	0	1	1	7	+2	W, 40-25
10/7	at SF	0	0	0	0	2	2	4	3	-4	L, 3-31
10/13	SEA	1	0	1	0	1	3	4	14	-3	L, 28-32
10/27	at NE	0	0	0	0	2	1	3	14	-3	L, 13-27
11/3	at DEN	1	0	1	0	0	0	0	0	+1	L, 19-24
11/10	BUF	0	0	0	0	0	0	0	0	0	W, 19-16
11/14	PIT	0	4	4	7	0	0	0	0	+4	W, 21-7
11/24	MIA	0	2	2	14	0	1	1	7	+1	W, 41-24
12/1	at PIT	0	1	1	0	1	1	2	3	-1	L, 13-20
Totals 12 games		5	11	16	38	6	13	20	64	-4	

2019 BROWNS SCORING DRIVES

SEPT. 8 VS. TENNESSEE TITANS

Team	Qtr.	Time	Scoring Play	TEN	CLE
Browns	1	10:11	D.Hilliard 4 yd. run (kick failed, wr)	0	6
Titans	1	6:32	C.Santos 37 yd. Field Goal (7-73, 3:39)	3	6
Titans	2	9:39	D.Henry 1 yd. run (C.Santos kick) (11-87, 5:10)	10	6
Titans	2	1:42	B.Mayfield sacked in the end zone by C.Wake for a Safety	12	6
Titans	3	11:53	C.Santos 53 yd. Field Goal (5-44, 3:07)	15	6
Browns	3	2:10	D.Njoku 3 yd. pass from B. Mayfield (A. Seibert kick) (6-61, 3:42)	15	6
Titans	3	1:57	D.Henry 75 yd. pass from M.Mariota (C.Santos kick) (1-75, 0:13)	22	13
Titans	4	12:32	De.Walker 11 yd. pass from M.Mariota (C.Santon kick) (4-35, 1:39)	29	13
Titans	4	9:03	De.Walker 7 yd. pass from M.Mariota (C.Santos kick) (4-34, 2:14)	36	13
Titans	4	3:02	M.Butler 38 yd. interception return (C.Santos kick)	43	13

SEPT. 16 AT NEW YORK JETS

Team	Qtr.	Time	Scoring Play	CLE	NYJ
Browns	1	10:27	A.Seibert 23 yd. Field Goal (11-76, 4:33)	3	0
Browns	1	6:15	A.Seibert 48 yd. Field Goal (6-22, 2:32)	6	0
Browns	2	10:16	N.Chubb 19 yd. run (A.Seibert kick) (5-53, 3:07)	13	0
Jets	2	2:56	S.Ficken 46 yd. Field Goal (11-47, 7:20)	13	3
Browns	2	0:00	A.Seibert 43 yd. Field Goal (5-15, 0:35)	16	3
Browns	3	3:32	O.Beckham 89 yd. pass from B.Mayfield (A.Seibert kick) (1-89, 0:11)	23	3

SEPT. 22 VS LOS ANGELES RAMS

Team	Qtr.	Time	Scoring Play	CLE	LAR
Rams	1	4:06	G.Zuerlein 53 yd. Field Goal (11-51, 4:58)	0	3
Browns	2	6:15	A.Seibert 23 yd. Field Goal (13-70, 7:25)	3	3
Browns	2	0:00	A.Seibert 35 yd. Field Goal (4-0, 0:18)	6	3
Rams	3	10:40	C.Kupp 11 yd. pass from J.Goff (G.Zuerlein kick) (10-75, 4:20)	6	10
Browns	3	4:37	D.Harris 2 yd. pass from B.Mayfield (A.Seibert kick) (11-75, 6:03)	13	10
Rams	4	12:48	C.Kupp 6 yd. pass from J.Goff (G.Zuerlein kick) (8-72, 4:12)	13	17
Rams	4	6:37	G.Zeurlein 37 yd. Field Goal (9-43, 2:37)	13	20

SEPT. 29 AT BALTIMORE RAVENS

Team	Qtr.	Time	Scoring Play	CLE	BAL
Browns	1	2:50	R.Seals-Jones 9 yd. pass from B.Mayfield (A.Seibert kick) (13-84, 8:31)	7	0
Ravens	2	1:55	M.Boykin 9 yd. pass from L.Jackson (J.Tucker kick) (7-58, 3:40)	7	7
Browns	2	0:08	A.Seibert 24 yd. Field Goal (10-81, 1:47)	10	7
Ravens	3	11:15	J.Tucker 41 yd. Field Goal (8-62, 3:45)	10	10
Browns	3	9:41	N.Chubb 14 yd. run (A.Seibert kick) (3-75, 1:34)	17	10
Browns	3	0:53	N.Chubb 2 yd. run (A.Seibert kick) (8-74, 5:18)	24	10
Ravens	4	9:51	M.Andrews 8 yd. pass from L.Jackson (M.Ingram run) (14-75, 6:02)	24	18
Browns	4	9:35	N.Chubb 88 yd. run (pass failed) (1-83, 0:16)	30	18
Browns	4	6:56	A.Seibert 43 yd. Field Goal (4-6, 1:19)	33	18
Browns	4	2:14	D.Hilliard 1 yd. run (A.Seibert kick) (6-39, 3:07)	40	18
Ravens	4	0:30	W.Snead 50 yd. pass from L.Jackson (J.Tucker kick) (5-79, 1:44)	40	25

OCT. 7 AT SAN FRANCISCO 49ERS

<u>Team</u>	<u>Qtr.</u>	<u>Time</u>	<u>Scoring Play</u>	<u>CLE</u>	<u>SF</u>
49ers	1	13:17	M.Breida 83 yd. run (R.Gould kick) (1-83, 0:11)	0	7
49ers	1	6:26	M.Breida 5 yd. pass from J.Garoppolo (R.Gould kick) (8-74, 3:57)	0	14
Browns	2	11:22	A.Seibert 30 yd. Field Goal (10-51, 4:47)	3	14
49ers	2	1:54	T.Coleman 19 yd. run (R.Gould kick) (6-49, 2:51)	3	21
49ers	3	10:37	G.Kittle 22 yd. pass from J.Garoppolo (R.Gould kick) (9-90, 4:23)	3	28
49ers	4	5:08	R.Gould 44 yd. Field Goal (4-3, 1:54)	3	31

OCT. 13 VS SEATTLE SEAHAWKS

<u>Team</u>	<u>Qtr.</u>	<u>Time</u>	<u>Scoring Play</u>	<u>SEA</u>	<u>CLE</u>
Browns	1	13:01	N.Chubb 7 yd. run (A.Seibert kick) (3-23, 1:59)	0	7
Seahawks	1	8:52	R.Wilson 16 yd. run (kick failed, wr) (7-75, 4:09)	6	7
Browns	1	4:43	B.Mayfield 10 yd. run (A.Seibert kick) (10-69, 4:09)	6	14
Browns	2	14:54	R.Seals-Jones 31 yd. pass from B.Mayfield (kick failed, wl) (3-92, 1:25)	6	20
Seahawks	2	10:46	J.Myers 38 yd. Field Goal (9-55, 4:08)	9	20
Seahawks	2	7:25	J.Myers 20 yd. Field Goal (6-18, 2:41)	12	20
Seahawks	2	0:22	J.Brown 17 yd. pass from R.Wilson (run failed)	18	20
Seahawks	3	6:00	J.Brown 6 yd. pass from R.Wilson (J.Myers kick) (7-58, 2:54)	25	20
Browns	4	9:02	N.Chubb 3 yd. run (B.Mayfield-D.Harris pass) (2-24, 0:46)	25	28
Seahawks	4	3:30	C.Carson 1 yd. run (J.Myers kick) (9-79, 5:32)	32	28

OCT. 27 AT NEW ENGLAND PATRIOTS

<u>Team</u>	<u>Qtr.</u>	<u>Time</u>	<u>Scoring Play</u>	<u>CLE</u>	<u>NE</u>
Patriots	1	6:35	M.Nugent 20 yd. Field Goal (12-71, 5:53)	0	3
Patriots	1	5:45	D.Hightower 26 yd. fumble return (M.Nugent kick)	0	10
Patriots	1	1:47	J.Edelman 8 yd. pass from T.Brady (M.Nugent kick) (2-11, 0:44)	0	17
Browns	2	7:44	D.Harris 21 yd. pass from B.Mayfield (A.Seibert kick) (6-54, 3:28)	7	17
Browns	3	8:37	A.Seibert 38 yd. Field Goal (12-55, 6:23)	10	17
Patriots	3	6:11	J.Edelman 14 yd. pass from T.Brady (M.Nugent kick) (7-84, 2:26)	10	24
Patriots	4	7:43	M.Nugent 29 yd. Field Goal (11-62, 5:27)	10	27
Browns	4	2:33	A.Seibert 47 yd. Field Goal (7-47, 1:34)	13	27

NOV. 3 AT DENVER BRONCOS

<u>Team</u>	<u>Qtr.</u>	<u>Time</u>	<u>Scoring Play</u>	<u>CLE</u>	<u>DEN</u>
Broncos	1	6:09	C.Sutton 21 yd. pass from B.Allen (B.McManus kick) (9-63, 4:47)	0	7
Browns	2	12:48	A.Seibert 39 yd. Field Goal (5-19, 2:20)	3	7
Broncos	2	12:34	N.Fant 75 yd. pass from B.Allen (B.McManus kick) (1-75, 0:14)	3	14
Browns	2	7:14	A.Seibert 30 yd. Field Goal (9-64, 5:20)	6	14
Browns	2	3:49	A.Seibert 27 yd. Field Goal (6-9, 2:22)	9	14
Broncos	2	1:47	B.McManus 43 yd. Field Goal (5-43, 2:02)	9	17
Browns	2	0:15	A.Seibert 30 yd. Field Goal (13-63, 1:32)	12	17
Broncos	3	1:06	P.Lindsay 30 yd. run (B.McManus kick) (7-95, 4:10)	12	24
Browns	4	10:47	J.Landry 9 yd. pass from B.Mayfield (A.Seibert kick) (9-76, 5:19)	19	24

NOV. 10 VS BUFFALO BILLS

<u>Team</u>	<u>Qtr.</u>	<u>Time</u>	<u>Scoring Play</u>	<u>BUF</u>	<u>CLE</u>
Browns	1	12:09	J.Landry 17 yd. pass from B.Mayfield (kick failed, wr) (6-75, 2:51)	0	6
Bills	2	10:09	Jos.Allen 10 yd. run (S.Hauschka kick) (9-76, 4:39)	7	6
Browns	2	3:35	A.Seibert 27 yd. Field Goal (13-69, 6:34)	7	9
Bills	3	10:53	B.Mayfield sacked in end zone by T.Edmunds for a Safety	9	9
Browns	3	3:49	A.Seibert 47 yd. Field Goal (10-56, 5:01)	9	12
Bills	4	5:26	Jos.Allen 1 yd. run (S.Hauschka kick) (7-48, 3:44)	16	12
Browns	4	1:48	R.Higgins 7 yd. pass from B.Mayfield (A.Seibert kick) (10-82, 3:42)	16	19

NOV. 14 VS PITTSBURGH STEELERS

<u>Team</u>	<u>Qtr.</u>	<u>Time</u>	<u>Scoring Play</u>	<u>PIT</u>	<u>CLE</u>
Browns	1	11:07	B.Mayfield 1 yd. run (A.Seibert kick) (5-65, 2:12)	0	7
Browns	2	9:55	J.Landry 1 yd. pass from B.Mayfield (A.Seibert kick) (7-77, 4:03)	0	14
Steelers	3	5:39	J.Samuels 3 yd. pass from M.Rudolph (C.Boswell kick) (5-87, 2:32)	7	14
Browns	4	5:25	S.Carlson 8 yd. pass from B.Mayfield (A.Seibert kick) (3-4, 0:57)	7	21

NOV. 24 VS MIAMI DOLPHINS

<u>Team</u>	<u>Qtr.</u>	<u>Time</u>	<u>Scoring Play</u>	<u>MIA</u>	<u>CLE</u>
Browns	1	9:59	J.Landry 7 yd. pass from B.Mayfield (A.Seibert kick) (8-75, 5:01)	0	7
Browns	1	1:51	O.Beckham 35 yd. pass from B.Mayfield (A.Seibert kick) (5-60, 2:54)	0	14
Browns	2	10:31	J.Landry 5 yd. pass from B.Mayfield (A.Seibert kick) (6-44, 3:39)	0	21
Browns	2	1:01	K.Hunt 6 yd. run (A.Seibert kick) (9-73, 4:45)	0	28
Dolphins	2	0:00	J.Sanders 36 yd. Field Goal (9-63, 1:01)	3	28
Dolphins	3	9:37	M.Gesicki 11 yd. pass from R.Fitzpatrick (J.Sanders kick) (7-46, 2:57)	10	28
Dolphins	3	0:04	R.Fitzpatrick 8 yd. run (J.Sanders kick) (11-64, 4:00)	17	28
Browns	4	11:21	A.Seibert 40 yd. Field Goal (10-64, 3:43)	17	31
Browns	4	6:51	A.Seibert 26 yd. Field Goal (8-67, 2:57)	17	34
Browns	4	3:26	N.Chubb 5 yd. run (A.Seibert kick) (4-38, 2:22)	17	41
Dolphins	4	0:39	A.Hurns 19 yd. pass from R.Fitzpatrick (J.Sanders kick) (7-78, 2:47)	24	41

DEC. 1 AT PITTSBURGH STEELERS

<u>Team</u>	<u>Qtr.</u>	<u>Time</u>	<u>Scoring Play</u>	<u>CLE</u>	<u>PIT</u>
Browns	1	7:31	A.Seibert 31 yd. Field Goal (13-62, 7:29)	3	0
Browns	2	7:40	K.Hunt 15 yd. pass from B.Mayfield (A.Seibert kick) (10-70, 5:42)	10	0
Steelers	2	2:56	C.Boswell 39 yd. Field Goal (10-62, 4:44)	10	3
Steelers	2	1:00	J.Washington 30 yd. pass from D.Hodges (C.Boswell kick) (5-69, 0:48)	10	10
Steelers	3	10:36	B.Snell Jr. 1 yd. run (C.Boswell kick) (7-69, 4:24)	10	17
Steelers	4	13:48	C.Boswell 29 yd. Field Goal (10-35, 6:01)	10	20
Browns	4	7:30	A.Seibert 34 yd. Field Goal (7-61, 2:48)	13	20

2019 BALL POSSESSION AND DRIVE CHART

CLEVELAND BROWNS VS. TENNESSEE TITANS (9/8/19)

TITANS(29:18)					BROWNS (30:42)				
AVERAGE DRIVE START TEN 34					AVERAGE DRIVE START CLE 17				
	Plays	Yards	Time	End		Plays	Yards	Time	End
1.	7	73	6:32	Field Goal	1.	8	73	10:11	Touchdown
2.	3	2	2:17	Punt	2.	4	-5	3:29	Punt
3.	11	87	9:39	Touchdown	3.	5	28	14:49	Punt
4.	7	29	5:03	Punt	4.	3	9	8:27	Punt
5.	3	-1	1:47	Punt	5.	3	-3	3:30	Punt
6.	4	11	0:57	Punt	6.	1	-3	1:42	Safety
7.	5	44	11:53	Field Goal	7.	6	32	0:00	End of Half
8.	3	1	5:52	Punt	8.	5	30	8:23	Punt
9.	1	75	1:57	Touchdown	9.	6	61	2:10	Touchdown
10.	4	35	12:32	Touchdown	10.	6	20	14:11	Interception
11.	4	34	9:03	Touchdown	11.	3	6	11:17	Interception
12.	4	-14	3:11	Punt	12.	8	24	5:36	Downs
13.	2	-2	0:00	End of Game	13.	1	0	3:02	Interceptions
					14.	4	9	1:16	Downs

CLEVELAND BROWNS AT NEW YORK JETS (9/16/19)

BROWNS (29:41)					JETS (30:19)				
AVERAGE DRIVE START CLE 34					AVERAGE DRIVE START NYJ 18				
	Plays	Yards	Time	End		Plays	Yards	Time	End
1.	11	76	4:33	Field Goal	1.	3	-2	1:40	Punt
2.	6	22	2:17	Field Goal	2.	3	4	0:57	Punt
3.	5	18	9:39	Punt	3.	6	0	4:15	Punt
4.	5	53	5:03	Touchdown	4.	11	47	7:20	Field Goal
5.	6	25	1:47	Punt	5.	3	-3	0:22	Punt
6.	5	15	0:57	Field Goal	6.	3	0	2:11	Punt
7.	3	6	11:53	Punt	7.	3	4	2:00	Punt
8.	3	1	5:52	Punt	8.	8	60	3:27	Downs
9.	1	89	1:57	Touchdown	9.	3	8	1:25	Punt
10.	3	8	12:32	Punt	10.	6	45	2:46	Downs
11.	5	23	9:03	Interception	11.	5	57	2:51	Fumble
12.	9	49	5:54	Punt	12.	6	58	1:05	End of Game

2019 BALL POSSESSION AND DRIVE CHART

CLEVELAND BROWNS VS. LOS ANGELES RAMS (9/22/19)

RAMS (28:23)					BROWNS (31:37)				
AVERAGE DRIVE START LA 26					AVERAGE DRIVE START CLE 33				
	Plays	Yards	Time	End		Plays	Yards	Time	End
1.	3	6	1:34	Punt	1.	4	2	3:04	Punt
2.	11	51	4:58	Field Goal	2.	3	7	1:18	Punt
3.	6	31	2:14	Punt	3.	13	70	7:25	Field Goal
4.	7	32	3:34	Missed FG	4.	3	6	1:45	Punt
5.	6	19	1:44	Fumble	5.	4	21	2:06	Punt
6.	10	75	4:20	Touchdown	6.	4	0	0:18	Field Goal
7.	3	15	1:06	Interception	7.	11	75	6:03	Touchdown
8.	8	72	4:12	Touchdown	8.	3	2	1:31	Punt
9.	9	43	2:37	Field Goal	9.	7	37	3:34	Downs
10.	3	7	1:37	Interception	10.	3	-8	2:14	Punt
11.	1	-1	0:27	End of Game	11.	10	53	2:19	Interception

CLEVELAND BROWNS AT BALTIMORE RAVENS (9/29/19)

BROWNS (30:17)					RAVENS (29:43)				
AVERAGE DRIVE START CLE 26					AVERAGE DRIVE START BAL 28				
	Plays	Yards	Time	End		Plays	Yards	Time	End
1.	3	-1	1:28	Punt	1.	3	2	2:11	Punt
2.	13	84	8:31	Touchdown	2.	7	26	2:57	Punt
3.	5	22	3:21	Punt	3.	6	14	3:13	Punt
4.	6	43	2:44	Interception	4.	7	58	3:40	Touchdown
5.	10	81	1:47	Field Goal	5.	1	-1	0:08	End of Half
6.	3	75	1:34	Touchdown	6.	8	62	3:45	Field Goal
7.	8	74	5:18	Touchdown	7.	7	49	3:30	Fumble
8.	1	83	0:16	Touchdown	8.	14	75	6:02	Touchdown
9.	4	6	1:19	Field Goal	9.	4	7	1:20	Downs
10.	3	0	0:22	Punt	10.	4	21	1:04	Interception
11.	6	39	3:07	Touchdown	11.	2	0	0:09	Interception
12.	1	-1	0:30	End of Game	12.	5	79	1:44	Touchdown

CLEVELAND BROWNS AT SAN FRANCISCO 49ERS (10/7/19)

BROWNS (22:17)					49ERS (37:43)				
AVERAGE DRIVE START CLE 26					AVERAGE DRIVE START SF 34				
	Plays	Yards	Time	End		Plays	Yards	Time	End
1.	4	17	1:32	Punt	1.	1	83	0:11	Touchdown
2.	1	0	0:15	Interception	2.	3	1	1:01	Punt
3.	3	-6	1:38	Punt	3.	8	74	3:57	Touchdown
4.	5	7	2:52	Fumble	4.	4	0	2:25	Missed FG
5.	10	51	4:47	Field Goal	5.	5	15	2:50	Punt
6.	7	72	3:47	Interception	6.	6	49	2:51	Touchdown
7.	3	-5	1:10	Punt	7.	4	4	0:34	Missed FG
8.	1	-10	0:10	End of Half	8.	9	90	4:23	Touchdown
9.	4	22	1:29	Punt	9.	15	82	7:37	Blocked FG
10.	3	0	0:29	Punt	10.	6	12	2:57	Punt
11.	3	3	2:38	Punt	11.	4	0	3:25	Punt
12.	3	4	1:30	Punt	12.	4	3	1:54	Field Goal
					13.	6	10	3:38	End of Game

CLEVELAND BROWNS VS SEATTLE SEAHAWKS (10/13/19)

BROWNS (26:19)					SEAHAWKS (33:41)				
AVERAGE DRIVE START CLE 36					AVERAGE DRIVE START SEA 32				
	Plays	Yards	Time	End		Plays	Yards	Time	End
1.	3	23	1:59	Touchdown	1.	7	75	4:09	Touchdown
2.	10	69	4:09	Touchdown	2.	7	36	3:24	Punt
3.	3	92	1:25	Touchdown	3.	9	55	4:08	Field Goal
4.	3	1	0:40	Blocked Punt	4.	6	18	2:41	Field Goal
5.	4	29	1:13	Interception	5.	3	7	1:10	Punt
6.	9	70	3:33	Interception	6.	8	88	1:07	Touchdown
7.	4	23	0:22	End of Half	7.	3	-8	2:28	Punt
8.	7	21	3:38	Fumble	8.	7	58	2:54	Touchdown
9.	4	3	2:23	Punt	9.	6	36	2:36	Fumble
10.	10	43	5:22	Downs	10.	3	-1	0:51	Punt
11.	2	24	0:46	Touchdown	11.	9	79	5:32	Touchdown
12.	2	-5	0:49	Interception	12.	8	21	2:41	End of Game

CLEVELAND BROWNS VS NEW ENGLAND PATRIOTS (10/27/19)

BROWNS (26:19)				
AVERAGE DRIVE START CLE 25				
	Plays	Yards	Time	End
1.	3	7	0:59	Punt
2.	2	3	0:50	Fumble
3.	1	44	0:15	Fumble
4.	1	0	0:05	Interception
5.	5	22	3:53	Punt
6.	6	54	3:28	Touchdown
7.	7	17	2:19	End of Half
8.	12	55	6:23	Field Goal
9.	3	0	1:12	Punt
10.	6	17	4:05	Punt
11.	4	-11	1:36	Downs
12.	7	-47	1:34	Field Goal
13.	3	17	1:06	End of Game

PATRIOTS (33:41)				
AVERAGE DRIVE START NE 36				
	Plays	Yards	Time	End
1.	4	12	1:33	Punt
2.	12	71	5:53	Field Goal
3.	6	12	2:54	Punt
4.	2	11	0:44	Touchdown
5.	3	0	1:42	Punt
6.	13	64	5:25	Blocked FG, Downs
7.	7	84	2:26	Touchdown
8.	5	9	2:44	Punt
9.	11	62	5:27	Field Goal
10.	4	-2	2:00	Missed FG
11.	3	5	1:27	Punt

CLEVELAND BROWNS VS DENVER BRONCOS (11/3/19)

BROWNS (35:30)				
AVERAGE DRIVE START CLE 34				
	Plays	Yards	Time	End
1.	5	16	2:28	Punt
2.	8	18	4:24	Punt
3.	5	19	2:20	Field Goal
4.	9	64	5:20	Field Goal
5.	6	9	2:22	Field Goal
6.	13	63	1:32	Field Goal
7.	3	9	1:28	Punt
8.	11	47	6:15	Downs
9.	9	76	5:19	Touchdown
10.	8	60	4:02	Downs

BRONCOS (24:30)				
AVERAGE DRIVE START DEN 23				
	Plays	Yards	Time	End
1.	3	7	1:36	Punt
2.	9	63	4:47	Touchdown
3.	3	-4	1:37	Punt
4.	1	75	0:14	Touchdown
5.	2	2	1:03	Fumble
6.	5	43	2:02	Field Goal
7.	1	-2	0:15	End of Half
8.	3	-1	2:01	Punt
9.	7	95	4:10	Touchdown
10.	5	20	3:26	Punt
11.	5	14	3:19	End of Game

CLEVELAND BROWNS VS BUFFALO BILLS (11/10/19)

BROWNS (31:46)
AVERAGE DRIVE START CLE 25

	Plays	Yards	Time	End
1.	6	75	2:51	Touchdown
2.	14	58	7:19	Downs
3.	3	8	1:51	Punt
4.	13	74	6:34	Field Goal
5.	3	19	0:16	End of Half
6.	1	-8	0:07	Safety
7.	10	51	5:01	Field Goal
8.	3	1	1:33	Punt
9.	4	9	2:15	Punt
10.	10	82	3:42	Touchdown
11.	1	-1	0:17	End of Game

BILLS (24:30)
AVERAGE DRIVE START BUF 23

	Plays	Yards	Time	End
1.	4	41	1:37	Downs
2.	3	6	1:34	Punt
3.	9	76	4:39	Touchdown
4.	11	58	3:19	Missed FG
5.	7	27	4:00	Punt
6.	3	7	2:03	Punt
7.	7	39	3:49	Downs
8.	5	24	2:02	Punt
9.	7	48	3:44	Touchdown
10.	8	40	1:27	Missed FG

CLEVELAND BROWNS VS PITTSBURGH STEELERS (11/14/19)

BROWNS (33:56)
AVERAGE DRIVE START CLE 42

	Plays	Yards	Time	End
1.	5	65	2:12	Touchdown
2.	7	23	3:42	Punt
3.	3	6	0:55	Punt
4.	7	77	4:03	Touchdown
5.	3	6	1:05	Punt
6.	4	3	0:58	Missed FG
7.	2	8	0:52	End of Half
8.	5	14	3:49	Punt
9.	3	4	1:33	Punt
10.	12	43	5:39	Missed FG
11.	3	5	2:21	Punt
12.	7	25	3:40	Punt
13.	3	4	0:57	Touchdown
14.	5	12	2:14	Punt
15.	1	-1	0:05	End of Game

STEELERS (26:04)
AVERAGE DRIVE START PIT 22

	Plays	Yards	Time	End
1.	3	0	1:41	Punt
2.	7	53	3:20	Missed FG
3.	5	23	2:41	Punt
4.	3	-2	1:31	Punt
5.	6	29	3:18	Downs
6.	4	11	2:03	Interception
7.	6	13	1:39	Punt
8.	4	11	1:27	Interception
9.	5	87	2:32	Touchdown
10.	5	28	1:35	Downs
11.	3	8	1:01	Punt
12.	1	0	0:10	Interception
13.	6	33	1:31	Interception
14.	7	13	1:35	Downs

CLEVELAND BROWNS VS MIAMI DOLPHINS (11/24/19)

BROWNS (36:06)					DOLPHINS (23:54)				
AVERAGE DRIVE START CLE 32					AVERAGE DRIVE START MIA 29				
	Plays	Yards	Time	End		Plays	Yards	Time	End
1.	8	75	5:01	Touchdown	1.	3	-7	1:20	Punt
2.	6	12	3:03	Punt	2.	3	1	0:51	Punt
3.	5	60	2:54	Touchdown	3.	6	20	2:41	Downs
4.	6	44	3:39	Touchdown	4.	9	44	4:45	Interception
5.	9	73	4:45	Touchdown	5.	9	63	1:01	Field Goal
6.	3	20	1:30	Interception	6.	3	4	0:56	Punt
7.	10	48	5:33	Missed FG	7.	7	46	2:57	Touchdown
8.	10	64	3:43	Field Goal	8.	11	64	4:00	Touchdown
9.	8	67	2:57	Field Goal	9.	3	16	1:33	Punt
10.	4	38	2:22	Touchdown	10.	3	-10	1:03	Interception
11.	1	-1	0:39	End of Game	11.	7	78	2:47	Touchdown

CLEVELAND BROWNS AT PITTSBURGH STEELERS (12/1/19)

BROWNS (32:06)					STEELERS (27:54)				
AVERAGE DRIVE START CLE 26					AVERAGE DRIVE START PIT 31				
	Plays	Yards	Time	End		Plays	Yards	Time	End
1.	13	62	7:29	Field Goal	1.	3	-9	2:22	Punt
2.	6	15	4:12	Punt	2.	5	13	2:35	Punt
3.	10	70	5:42	Touchdown	3.	10	62	4:44	Field Goal
4.	3	4	1:08	Punt	4.	5	69	0:48	Touchdown
5.	7	29	1:00	Downs	5.	7	69	4:24	Touchdown
6.	10	21	5:47	Fumble	6.	10	35	6:01	Field Goal
7.	3	2	1:38	Punt	7.	3	7	1:52	Punt
8.	7	61	2:48	Field Goal	8.	1	0	0:12	Interception
9.	3	-8	1:43	Punt	9.	10	46	3:50	Punt
10.	3	20	0:39	Interception	10.	2	-3	1:06	End of Game

2019 RED ZONE EFFICIENCY

	BROWNS	OPPONENTS
Number of trips into opponent's red zone	42	32
Total scores	36	27
Touchdowns	22	18
Field goals/attempts	14/14	9/13
Touchdown percentage	52.4	56.3
Scoring percentage	85.7	84.4
Turnovers	6	1
Downs	3	1
Missed field goals	0	4
Time expired	0	0
Ended without trying to score	0	0
Scores from outside the red zone	13	14
Touchdowns	5	7
Field goals	8	6
Safeties	0	1

LONGEST DRIVES

GAME-BY-GAME - LONGEST DRIVES - PLAYS

BROWNS				OPPONENTS			
Game	#Plays	Net Yards/Time	Drive Result	#Plays	Net Yards/Time	Drive Result	
9/8 TEN	8	73/10:11	Touchdown	11	87/9:39	Touchdown	
9/16 at NYJ	11	76/10:27	Field Goal	11	42/2:56	Field Goal	
9/22 LAR	13	70/7:25	Field Goal	11	51/4:48	Field Goal	
9/29 at BAL	13	84/8:31	Touchdown	14	75/6:02	Touchdown	
10/7 at SF	10	51/4:47	Field Goal	15	82/7:37	Blocked FG	
10/13 SEA	10	69/4:09	Touchdown	9	55/4:08	Field Goal	
	10	43/5:22	Turnover on Downs	9	79/5:32	Touchdown	
10/27 at NE	12	55/6:23	Field Goal	13	64/2:19	Blocked FG, Downs	
11/3 at DEN	13	63/1:32	Field Goal	9	63/4:47	Touchdown	
11/10 BUF	14	58/7:19	Downs	11	58/3:19	Missed FG	
11/14 PIT	12	43/5:39	Missed FG	7	53/3:20	Missed FG	
				7	13/1:35	Downs	
11/24 MIA	10	48/5:33	Missed FG	11	64/4:00	Touchdown	
	10	64/3:43	Field Goal				
12/1 at PIT	13	62/7:29	Field Goal	10	62/4:44	Field Goal	
				10	35/6:01	Field Goal	
				10	46/3:50	Punt	

GAME-BY-GAME - LONGEST DRIVES - NET YARDS

BROWNS				OPPONENTS			
Game	#Plays	Net Yards/Time	Drive Result	#Plays	Net Yards/Time	Drive Result	
9/8 TEN	8	73/10:11	Touchdown	11	87/9:39	Touchdown	
9/16 at NYJ	89	1/0:11	Touchdown	8	60/3:43	Downs	
9/22 LAR	11	75/6:03	Touchdown	10	75/4:20	Touchdown	
9/29 at BAL	13	84/8:31	Touchdown	5	79/1:44	Touchdown	
10/7 at SF	7	72/3:47	Interception	9	90/4:23	Touchdown	
10/13 SEA	3	92/1:25	Touchdown	8	88/1:07	Touchdown	
10/27 at NE	12	55/6:23	Field Goal	7	84/2:26	Touchdown	
11/3 at DEN	9	76/5:19	Touchdown	7	95/4:10	Touchdown	
11/10 BUF	10	82/3:42	Touchdown	9	76/4:39	Touchdown	
11/14 PIT	7	77/4:03	Touchdown	5	87/2:32	Touchdown	
11/24 MIA	8	75/5:01	Touchdown	7	78/2:47	Touchdown	
12/1 at PIT	10	70/5:42	Touchdown	5	69/0:48	Touchdown	
				7	69/4:24	Touchdown	

2019 LONGEST PLAYS

LONGEST PLAYS FROM SCRIMMAGE

BROWNS		
Yards	Opponent	Play
89	9/16 at NYJ	O.Beckham Jr. TD reception
88	9/29 at BAL	N.Chubb TD rush
65	9/29 at BAL	J.Landry reception
59	9/29 at BAL	R.Seals-Jones reception
52	10/13 vs. SEA	N.Chubb rush
42	11/14 vs. PIT	O.Beckham reception
41	11/14 vs. PIT	K.Hodge reception
41	11/3 at DEN	A.Callaway reception
41	10/13 vs. SEA	O.Beckham Jr. reception
39	11/3 at DEN	O.Beckham Jr. reception
37	11/24 vs. MIA	J.Landry reception
37	10/7 at SF	N.Chubb rush
35	10/24 vs. MIA	O.Beckham TD reception
35	9/8 vs. TEN	R.Higgins reception
34	9/8 vs. TEN	J.Landry reception
33	9/16 at NYJ	O.Beckham Jr. reception
32	11/24 vs. MIA	N.Chubb reception
31	10/13 vs. SEA	R.Seals-Jones reception
30	9/22 vs. LAR	N.Chubb reception
29	9/29 at BAL	J.Landry reception
29	9/16 at NYJ	D.Ratley reception
27	11/3 at DEN	O.Beckham Jr. reception
27	10/13 vs. SEA	J.Landry reception
27	9/16 at NYJ	D.Johnson reception
27	9/22 vs. LAR	J.Landry reception
25	11/14 vs. PIT	J.Landry reception
25	10/7 at SF	J.Landry reception
25	9/22 vs. LAR	J.Landry reception
25	9/16 at NYJ	J.Landry reception
24	11/10 vs. BUF	N.Chubb rush
24	11/10 vs. BUF	J.Landry reception
24	9/8 vs. TEN	O.Beckham Jr. reception
23	12/1 at PIT	D.Harris reception
23	9/8 vs. TEN	J.Landry reception
22	11/24 vs. MIA	N.Chubb reception
22	11/24 vs. MIA	J.Landry reception
21	12/1 at PIT	S.Carlson reception
21	12/1 at PIT	N.Chubb reception
21	11/10 vs. BUF	N.Chubb rush
21	11/10 vs. BUF	N.Chubb rush
21	10/13 vs. SEA	N.Chubb rush
21	9/16 at NYJ	O.Beckham Jr. reception
21	9/16 at NYJ	D.Ratley reception
20	11/14 vs. PIT	K.Hunt reception
20	10/7 at SF	J.Landry reception
20	10/7 at SF	O.Beckham Jr. reception

No. of 20-plus yard plays: 44 (9 rush, 35 pass)
No. of 40-plus yard plays: 9 (2 rush, 7 pass)

OPPONENTS		
Yards	Opponent	Play
83	10/7 at SF	M.Breida TD rush
75	11/3 at DEN	N.Fant TD reception
75	9/8 vs. TEN	D.Henry TD reception
51	9/8 vs. TEN	A.Brown reception
50	9/29 at BAL	W.Snead TD reception
47	9/8 vs. TEN	A.Brown reception
44	12/1 at PIT	J.Washington reception
40	11/3 at DEN	P.Lindsay rush
36	9/16 at NYJ	Ro.Anderson reception
35	10/13 vs. SEA	T.Lockett reception
31	12/1 at PIT	J.Washington reception
30	12/1 at PIT	J.Washington TD reception
30	11/3 at DEN	P.Lindsay TD rush
30	10/13 vs. SEA	DK.Metcalf reception
30	9/16 at NYJ	J.Crowder reception
29	9/29 at BAL	L.Jackson rush
29	9/29 at BAL	H.Hurst reception
28	12/1 at PIT	T.Jones reception
26	11/10 vs. BUF	C.Beasley reception
26	11/10 vs. BUF	C.Beasley reception
25	10/13 vs. SEA	C.Carson rush
25	9/8 vs. TEN	De.Walker reception
24	11/3 at DEN	N.Fant reception
23	10/13 vs. SEA	C.Carson rush
23	9/22 vs. LAR	B.Cooks reception
22	11/24 vs. MIA	D.Parker reception
22	11/24 vs. MIA	R.Fitzpatrick rush
22	11/14 vs. PIT	V.McDonald reception
22	11/14 vs. PIT	J.Washington reception
22	10/13 vs. SEA	T.Lockett reception
22	10/7 at SF	G.Kittle TD reception
22	9/22 vs. LAR	C.Kupp reception
21	11/24 vs. MIA	D.Parker reception
21	11/10 vs. BUF	D.Knox reception
21	11/10 vs. BUF	J.Brown reception
21	11/3 at DEN	C.Sutton TD reception
21	10/13 vs. SEA	C.Carson reception
21	9/22 vs. LAR	C.Kupp reception
20	11/10 vs. BUF	R.Foster reception
20	10/13 vs. SEA	N.Bellore reception
20	9/16 at NYJ	Ro.Anderson reception

No. of 20-plus yard plays: 36 (6 rush, 30 pass)
No. of 40-plus yard plays: 8 (2 rush, 6 pass)

LONGEST KICK/PUNT RETURNS

BROWNS			
Type	Yards	Opponent	Returner
KR	74	10/13 vs. SEA	D.Hilliard
KR	32	9/8 vs. TEN	D.Hilliard
KR	31	11/3 at DEN	T.Thomas
KR	28	10/13 vs. SEA	D.Hilliard
KR	26	10/7 at SF	D.Hilliard
KR	23	9/16 at NYJ	T.Taylor
KR	23	9/8 vs. TEN	D.Johnson
KR	22	11/10 vs. BUF	T.Thomas
KR	20	12/1 at PIT	T.Thomas

No. of 20-plus yard returns: 8 (8 kickoff, 0 punt)
No. of 40-plus yard returns: 1 (1 kickoff, 0 punt)

OPPONENTS			
Type	Yards	Opponent	Returner
KR	34	12/1 at PIT	K.Whyte Jr.
KR	32	11/3 at DEN	D.Booker
PR	32	10/7 at SF	R.James Jr.
KR	27	11/10 vs. BUF	R.Foster
KR	27	11/10 vs. BUF	R.Foster
KR	26	9/29 at BAL	C.Moore
KR	25	11/24 vs. MIA	J.Grant
KR	24	11/10 vs. BUF	R.Foster
KR	23	9/8 vs. TEN	A.Jackson
KR	21	12/1 at PIT	K.Whyte Jr.
KR	21	10/13 vs. SEA	T.Lockett
KR	21	11/24 vs. MIA	M.Sherels
PR	20	11/3 at DEN	D.Spencer
KR	20	9/29 at BAL	J.Hill
KR	20	9/16 at NYJ	T.Cannon

No. of 20-plus yard returns: 15 (13 kickoff, 2 punt)
No. of 40-plus yard returns: 0 (0 kickoff, 0 punt)

