



2019 PRESEASON SCHEDULE

(3-1)

W1		WASHINGTON REDSKINS THURSDAY, AUG. 8 7:30 P.M. ET NEWS 5	W 30-10
W2		@ INDIANAPOLIS COLTS SATURDAY, AUG. 17 4 P.M. ET NEWS 5 AND NFLN	W 21-18
W3		@ TAMPA BAY BUCCANEERS FRIDAY, AUG. 23 7:30 P.M. ET NEWS 5 AND NFLN	L 13-12
W4		DETROIT LIONS THURSDAY, AUG. 29 7:30 P.M. ET NEWS 5	W 20-16

2019 REGULAR SEASON SCHEDULE WEEK 7 BYE

(2-6)

W1		TENNESSEE TITANS SUNDAY, SEPT. 8 1 P.M. ET CBS	L 43-13
W2		@ NEW YORK JETS MONDAY, SEPT. 16 8:15 P.M. ET ESPN	W 23-3
W3		LOS ANGELES RAMS SUNDAY, SEPT. 22 8:20 P.M. ET NBC	L 20-13
W4		@ BALTIMORE RAVENS SUNDAY, SEPT. 29 1 P.M. ET CBS	W 40-25
W5		@ SAN FRANCISCO 49ERS MONDAY, OCT. 7 8:15 P.M. ET ESPN	L 31-3
W6		SEATTLE SEAHAWKS SUNDAY, OCT. 13 1 P.M. ET FOX	L 32-28
W8		@ NEW ENGLAND PATRIOTS SUNDAY, OCT. 27 4:25 P.M. ET CBS	L 27-13
W9		@ DENVER BRONCOS SUNDAY, NOV. 3 4:25 P.M. ET CBS	L 24-19
W10		BUFFALO BILLS SUNDAY, NOV. 10 1 P.M. ET CBS	
W11		PITTSBURGH STEELERS THURSDAY, NOV. 14 8:20 P.M. ET FOX, NFLN AND AMAZON	
W12		MIAMI DOLPHINS SUNDAY, NOV. 24 1 P.M. ET CBS	
W13		@ PITTSBURGH STEELERS SUNDAY, DEC. 1 4:25 P.M. ET CBS	
W14		CINCINNATI BENGALS SUNDAY, DEC. 8 1 P.M. ET CBS	
W15		@ ARIZONA CARDINALS SUNDAY, DEC. 15 4:05 P.M. ET CBS	
W16		BALTIMORE RAVENS SUNDAY, DEC. 22 1 P.M. ET CBS	
W17		@ CINCINNATI BENGALS SUNDAY, DEC. 29 1 P.M. ET CBS	



CLEVELAND BROWNS WEEKLY GAME RELEASE | WEEK 10, GAME 9

NOV. 10, 2019 | 1 P.M. ET | VS. BUFFALO BILLS | FIRSTENERGY STADIUM

NOTABLE STORYLINES

• The Browns (2-6) return to FirstEnergy Stadium for the start of a three-game home stand against the Buffalo Bills (6-2) on Sun., Nov. 10 at 1 p.m. ET. The last time the teams met was in 2016, when the Browns fell, 33-13. Cleveland is 60-51 (.541) against AFC East opponents since 1970.

• While the Browns had several opportunities to pull away with a win during their 24-19 loss at Denver last week, the team scored the majority of its points off of rookie K **Austin Seibert's** foot with four field goals to keep the team within striking distance. The Browns entered the red zone five times and came away with a touchdown just once in the matchup to fall to 2-6 on the year.

• RB **Nick Chubb** led the team with 65 rushing yards and added 26 receiving yards. He has recorded at least 75 scrimmage yards in eight consecutive games, the longest such streak by a Brown since Jamal Lewis in 2008. Chubb's 803 rushing yards are the sixth most by a Brown through the first eight games and he is averaging 100.4 rushing yards per game this season.

• WR **Jarvis Landry** recorded six receptions for 51 yards and a touchdown. Landry's 517 receptions are tied for the sixth most all-time by an NFL player through their first six seasons.

• QB **Baker Mayfield** threw for 273 yards and one touchdown. Mayfield's 5,688 career passing yards and 34 passing touchdowns are each the most by a Brown in their first two seasons. His 1,963 passing yards this year are the seventh most by a Brown in the first eight games.

• WR **Odell Beckham Jr.** and Landry each extended their streak of consecutive games with at least two receptions. Landry's stretch of 87 consecutive games is the longest active streak in the NFL, while Beckham ranks third at 67.

• Beckham Jr. also reached 6,000 receiving yards in 67 career games, becoming the third-fastest player to reach 6,000 career receiving yards in NFL history. Only Pro Football Hall of Famer Lance Alworth (62) and Julio Jones (64) reached 6,000 yards in fewer games.

• Seibert set a Browns rookie record with four field goals at Denver. He connected on attempts of 27, 30, 30 and 39 yards. For the season, he's a perfect 14 for 14 on field goals.

GAME INFORMATION

TELEVISION CBS | Channel 19 (Cleveland)
PLAY-BY-PLAY Andrew Catalon
ANALYST James Lofton
SIDELINE REPORTER Amanda Balionis

NATIONAL RADIO Compass Media Networks
PLAY-BY-PLAY Jesse Agler
ANALYST Brian Baldinger

RADIO University Hospitals Cleveland Browns Radio Network
FLAGSHIP STATIONS 92.3 The Fan (WKRK-FM)
 ESPN 850 WKNR | WNCX (98.5 FM)
PLAY-BY-PLAY Jim Donovan
ANALYST Doug Dieken
SIDELINE REPORTER Nathan Zegura

SPANISH RADIO La Mega 87.7 FM
PLAY-BY-PLAY Rafael "Rafa" Hernandez-Brito
ANALYST Octavio Sequera

TABLE OF CONTENTS

How they compare	5
Series history	6
Connections	6
Last time they played	7
What to look for this week	7
Probable starters	8-9
Team notes	10-16
Player notes	17-38
Freddie Kitchens bio	39-40
Rosters	41-44
How the team was built	45
Depth chart	46
Pronunciation guide	46
Transactions	47-49
The last time	50-52
Participation	53
Game summaries	54-58
Statistics	59-61
Supplemental bios	62-75
Supplemental stats	76-88

BROWNS COMMUNICATIONS STAFF

PETER JOHN-BAPTISTE, SENIOR VICE PRESIDENT, COMMUNICATIONS
 pjohn-baptiste@clevelandbrowns.com, (440) 891-5015

DAN MURPHY, SENIOR MANAGER, COMMUNICATIONS
 dmurphy@clevelandbrowns.com, (440) 824-3659

ROB MCBURNETT, SENIOR MANAGER, COMMUNICATIONS
 rmcburnett@clevelandbrowns.com, (440) 824-6175

MIKE ANNARELLA, COORDINATOR, COMMUNICATIONS
 mannarella@clevelandbrowns.com, (440) 891-5096

UPCOMING MEDIA SCHEDULE

WEDNESDAY, NOV. 6

10:40 a.m. – Freddie Kitchens available in media center
 11:40 a.m. – Sean McDermott conference call
 11:40 a.m.-1:40 p.m. – Practice
 After practice – Open locker room

THURSDAY, NOV. 7

10 a.m. – Mike Priefer available in media center
 10:15 a.m. – Todd Monken available in media center
 10:30 a.m. – Steve Wilks available in media center
 11:30 a.m.-1:25 p.m. – Practice
 After practice – Freddie Kitchens available and open locker room

FRIDAY, NOV. 8

11:15 a.m.-12:50 p.m. – Practice
 After practice – Freddie Kitchens available and open locker room

SATURDAY, NOV. 9

No scheduled availability

SUNDAY, NOV. 10

1 p.m. – Buffalo Bills at Cleveland Browns

**All times and availability are Eastern unless noted, approximate and subject to change. Please feel free to confirm times with the Browns communications staff.*

***All credential requests need to be submitted via clevelandbrowns.com/mediacredentials by noon, six days before each home game and 10 days before each away game.*

UP NEXT



Next week, the Browns (2-6) will face an AFC North divisional opponent Pittsburgh Steelers (4-4) in a Thursday Night Football showdown. The Browns are looking for their first win against the Steelers since Oct. 12, 2014.

HOW TO WATCH THE BROWNS

CLEVELAND BROWNS TELEVISION PROGRAMMING | NEWS 5

Game Day Programming
 • Browns Countdown, presented by Elk & Elk (1:30 prior to the game) News 5 (WEWS)

Online Programming
 • Building the Browns, Youtube (every three weeks)

2019 NFL IMPORTANT DATES

NOV. 12

At 4 p.m., New York time, signing period ends for Franchise Players who are eligible to receive offer sheets.

Prior to 4 p.m., New York time, deadline for clubs to sign their unsigned Franchise and Transition Players, including Franchise Players who were eligible to receive offer sheets until this date. If still unsigned after this date, such players are prohibited from playing in the NFL in 2019.

Prior to 4 p.m., New York time, deadline for clubs to sign their unrestricted free agents to whom the “May 7 Tender” was made. If still unsigned after this date, such players are prohibited from playing in the NFL in 2019.

Prior to 4 p.m., New York time, deadline for clubs to sign their restricted free agents, including those to whom the “June 1 Tender” was made. If such players remain unsigned after this date, they are prohibited from playing in the NFL in 2019.

Prior to 4 p.m., New York time, deadline for clubs to sign their drafted rookies. If such players remain unsigned after this date, they are prohibited from playing in the NFL in 2019.

DEC. 12

League Meeting, Las Colinas, Texas.

DEC. 29

Week 17.

JAN. 4-5

Wild Card Playoffs.

JAN. 11-12

Divisional Playoffs.

JAN. 18

East-West Shrine Game, Tropicana Field, St. Petersburg, Fla.

JAN. 19

AFC and NFC Championship Games.

AFC NORTH SCHEDULE

LAST WEEK

Indianapolis (5-3) at Pittsburgh (4-4)	PIT, 26-24
CLEVELAND (2-6) at Denver (3-6)	DEN, 24-19
New England (8-1) at BALTIMORE (6-2)	BAL, 37-20
CINCINNATI (0-8)	BYE


THIS WEEK

BALTIMORE (6-2) at CINCINNATI (0-8)	Nov. 10, 1 p.m. ET
Buffalo (6-2) at CLEVELAND (2-6)	Nov. 10, 1 p.m. ET
L.A. Rams (5-3) at PITTSBURGH (4-4)	Nov. 10, 4:25 p.m. ET

NEXT WEEK

PITTSBURGH (4-4) at CLEVELAND (2-6)	Nov. 14, 8:20 p.m. ET
Houston (6-3) at BALTIMORE (6-2)	Nov. 17, 1 p.m. ET
CINCINNATI (0-8) at Oakland (4-4)	Nov. 17, 4:25 p.m. ET

HOW THEY COMPARE



HC FREDDIE KITCHENS



HC SEAN McDERMOTT

FREDDIE KITCHENS: 2-6, FIRST SEASON AS A HEAD COACH. Freddie Kitchens was named the head coach of the Cleveland Browns on Jan. 12, 2019. This is Kitchens' second season with the Browns, previously working as RB/assoc. HC and OC in 2018. Prior to Cleveland, Kitchens worked with the Dallas Cowboys and Arizona Cardinals from 2006-17, coaching TEs, RBs and QBs. Kitchens was a QB at the University of Alabama from 1993-97 where he threw for 4,668 passing yards and 30 touchdowns.

SEAN McDERMOTT: 21-20, THIRD SEASON AS A HEAD COACH, THIRD SEASON WITH THE BILLS. Sean McDermott was hired as the Buffalo Bills head coach on January 11, 2017. This is McDermott's 21st season coaching in the NFL. McDermott has previously served as the defensive coordinator for the Panthers (2011-16) and the Eagles (2009-10). Prior to serving as the defensive coordinator in Philadelphia, McDermott worked on the Eagles' staff from 1999 to 2008 with a primary focus on defense.

2019 NFL REGULAR SEASON RANKINGS

	BILLS	BROWNS
Points PG	19.8 (22)	19.0 (25)
Total YPG	336.0 (23)	346.0 (19)
Rushing YPG	11 (129.4)	121.0 (13)
Passing YPG	206.6 (26)	225.0 (17)
Points APG	16.4 (3)	25.6 (23)
Total Defensive YPG	296.3 (3)	357.5 (18)
Rushing Defensive YPG	111.6 (19)	141.3 (30)
Passing Defensive YPG	184.6 (3)	216.3 (6)
Turnover Ratio	-1 (18T)	-8 (28)

HEAD TO HEAD

A head-to-head look at each teams' top 2019 offensive and defensive weapons.

PASSING

QB	Cmp	Att	Yds	TD	Int	Rate
Baker Mayfield	159	271	1,963	7	12	71.3
Josh Allen	148	243	1,653	10	7	82.9

RUSHING

RB	Att	Yds	Avg	TD
Nick Chubb	154	803	5.2	6
Frank Gore	106	437	4.1	2

RECEIVING

WR	Rec	Yds	Rec/G	TD
John Brown	42	603	75.4	2
Odell Beckham Jr.	39	575	71.9	1

TACKLES

Player	Asst	Solo	Tot
Joe Schobert	22	55	77
Tremaine Edmonds	27	34	61

SACKS

Player	Sacks
Myles Garrett	10.0
Jordan Phillips	6.0

PASS DEFENSES

Player	PD
Lorezo Alexander	7
Three Browns	3

INTERCEPTIONS

Player	Int
Tre'Davious White	3
Four Browns	1

SERIES HISTORY

GAME RESULTS: VS. BUFFALO BILLS

	Date	Result	Score
Buffalo Bills	11/26/72	W	27-10
Buffalo Bills	11/24/74	L	10-15
at Buffalo Bills	10/23/77	W	27-16
Buffalo Bills	10/29/78	W	41-20
at Buffalo Bills	11/1/81	L	13-22
at Buffalo Bills	11/4/84	W	13-10
Buffalo Bills	11/17/85	W	17-7
at Buffalo Bills	12/7/86	W	21-17
Buffalo Bills	11/15/87	W	27-21
^Buffalo Bills	1/6/90	W	34-30
Buffalo Bills	11/4/90	L	0-42
Buffalo Bills	10/2/95	L	19-22
at Buffalo Bills	12/12/04	L	7-37
Buffalo Bills	12/16/07	W	8-0
at Buffalo Bills	11/17/08	W	29-27
at Buffalo Bills	10/11/09	W	6-3
at Buffalo Bills	12/12/10	L	6-13
Buffalo Bills	9/23/12	L	14-24
Buffalo Bills	10/3/13	W	37-24
at Buffalo Bills	11/30/14	L	10-26
at Buffalo Bills	12/18/16	L	13-33

^ denotes playoff game


Regular Season Totals	11-9-0	.550
Home	6-4-0	.600
Away	5-5-0	.500
Playoffs	1-0-0	1.000

NOTABLE CONNECTIONS


- Bills S **Jordan Pryor** played for the Browns from 2013-15.
- Bills QB coach **Ken Dorsey** played for the Browns from 2006-08.
- Browns OL Wyatt Teller was drafted by the Bills in 2018.
- Bills OC **Brian Daboll** served in the same role for the Browns from (2009-10).
- Browns offensive quality control coach **Jim Dray** played TE for the Bills in 2016.
- Bills Safeties coach **Bobby Babich** served as the Browns assistant defensive backs/safeties coach from 2013-15.
- Browns assistant defensive line coach **John Parrella** played DT for the Bills in 1993.
- Browns defensive quality control coach **Deuce Schwartz** coached the Bills from 2015-16.
- Bills S **Kurt Coleman** played at Ohio State.

- Buffalo LB **Lorenzo Alexander** played with Browns CB **T.J. Carrie** in Oakland for one season (2015).
- Browns CB **T.J. Carrie** and TE **Pharaoh Brown** played with Bills G **Jon Feliciano** and TE **Lee Smith** in Oakland from 2015-18.
- Browns T **Greg Robinson** played with Bills LB **Maurice Alexander** for the Rams from 2014-16.
- Bills QB **Matt Barkley** played with Browns G **Eric Kush** for a season in Chicago (2016).
- Browns TE **Ricky Seals-Jones** played in Arizona from 2017-18 with Bills WR **John Brown**.
- Browns TE **Demetrius Harris** (2014-18) played with Bills S **Kurt Coleman** (2014) and C **Mitch Morse** (2015-18) for Kansas City.
- Browns C **JC Tretter** (2014-16), S **Damarious Randall** (2015-17) and S **Morgan Burnett** (2010-17) played with Bills S **Micah Hyde** (2013-16) in Green Bay.
- Browns DE **Chris Smith** played with Bills TE **Tyler Kroft** for the Bengals in 2017.
- Browns S **Juston Burris** played with Bills C **Spencer Long** and WR **Andre Roberts** last season for the Jets. **Burris** also played a season with Bills LB **Julian Stanford** in 2017 with the Jets.
- Browns WR **Jarvis Landry** (2014-18) and DE **Olivier Vernon** (2012-15) played with Bills DT **Jordan Phillips** (2015-18) in Miami.
- Browns WR **Taywan Taylor** played with Bills G **Quinton Spain** for the Titans from 2017-18.
- Browns OC **Todd Monken** (2007-10) coached with Bills TE coach **Rob Boras** (2010-11) in 2010.
- Browns QB **Baker Mayfield** played at Oklahoma with Bills T **Cody Ford**.
- Browns LB **Mack Wilson** played at Alabama with Bills WR **Robert Foster**.
- Browns S **Sheldrick Redwine** played with Bills S **Jaquan Johnson** at Miami.
- Browns RB **Nick Chubb** played with Bills WR **Isaiah McKenzie** at Georgia.
- Browns CB **Greddy Williams** played with Bills CB **Tre'Davious White** at Louisiana State.

THE LAST TIME VS. THE BILLS



**BROWNS 13
BILLS 33**
Dec. 18, 2016
New Era Field, Orchard Park, NY



Browns QB Robert Griffin III led the Browns on an eight-play, 80-yard TD drive in the third quarter that brought the team within one score, 17-10, but the Buffalo Bills scored on three consecutive possessions in the second half to claim a 33-13 victory at Buffalo. RB Duke Johnson Jr., who joined Mike Pruitt, Greg Pruitt and Earnest Byner as the only Browns running backs to record 50 or more receptions in multiple seasons, led the team with five receptions and 62 receiving yards while adding 31 rushing yards (93 scrimmage yards). The Browns and Bills exchanged field goals to open the game's scoring, including a 35-yard conversion by K Cody Parkey. Buffalo recorded two touchdowns - a 3-yard rush by Bills RB Mike Gillislee and a 19-yard reception by TE Charles Clay from QB Tyrod Taylor - in the first half to hold a 17-10 lead at halftime. Cleveland forced Buffalo to punt on the second half's opening possession and responded with a touchdown drive, capped by an 18-yard run by Griffin. It marked the second TD run in as many games for Griffin, who became the first Browns quarterback to rush for a touchdown in back-to-back games since Charlie Frye in 2006. Parkey added a 40-yard FG in the third quarter, but the Bills registered two touchdowns and one FG three of their final four series to earn the win. DL/LB Emmanuel Ogbah posted one sack in the game to total a team-best 5.5 sacks on the season, while LB Demario Davis led the Browns with 10 tackles (eight solo).

TEAM	1	2	3	4	F
Cleveland	3	0	10	0	13
Buffalo	10	7	7	9	33

SCORING SUMMARY
TEAM Q TIME PLAY

Bills	1	10:14	D.Carpenter 21 yd. Field Goal (7-44, 3:06)
Browns	1	3:50	C.Parkey 35 yd. Field Goal (12-63, 6:24)
Bills	1	0:00	M.Gillislee 3 yd. run (D.Carpenter kick) (8-74, 3:50)
Bills	2	0:34	C.Clay 19 yd. pass from T.Taylor (D.Carpenter kick) (13-91, 7:29)
Browns	3	8:58	R.Griffin 18 yd. run (C.Parkey kick) (8-80, 3:54)
Bills	3	5:50	L.McCoy 3 yd. run (D.Carpenter kick) (6-75, 3:08)
Browns	3	1:32	C.Parkey 40 yd. Field Goal (8-45, 4:18)
Bills	4	12:38	L.McCoy 8 yd. run (kick failed, wr) (8-75, 3:54)
Bills	4	7:21	D.Carpenter 34 yd. Field Goal (7-34, 4:00)

TEAM STATISTICS

	CLE	BUF
FIRST DOWNS:	16	29
TIME OF POSSESSION:	25:41	34:19
TOTAL NET YARDS: (RU/PA):	269 (107/162)	451 (280/171)
SACKS/YARDS:	1/3	5/34
PUNTS/AVERAGE:	5-44.4	2-45.0
PENALTIES/YARDS:	4-51	5-42
FUMBLES/LOST:	2/0	0/0

INDIVIDUAL STATISTICS

PASSING: CLE: R.Griffin 17-28-196; BUF: T.Taylor 17-24-174 (TD), E.Manuel 0-1-0.
RUSHING: CLE: R.Griffin 8-48 (1 TD), D.Johnson Jr. 5-31, I.Crowell 8-28; BUF: L.McCoy 19-153 (2 TD), T.Taylor 7-49, M.Gillislee 9-37 (1 TD), B. Tate 1-30, J.Williams 3-10, E.Manuel 1-1.
RECEIVING: CLE: D.Johnson Jr 5-62, T.Pryor Sr. 4-19, C.Coleman 3-24, G.Barnidge 2-35, A.Hawkins 1-33, D.Vitale 1-17, S.DeValve 1-6; BUF: C.Clay 7-72, M.Goodwin 3-43, L.McCoy 3-16, J.Hunter 1-16, J.Felton 1-12, S.Watkins 1-10, R.Woods 1-5.

WHAT TO LOOK FOR THIS WEEK

WR ODELL BECKHAM JR.

- With 125-plus receiving yards, would pass Jerry Rice (1985-90) with 18 games of 125 receiving yards in a player's first six years.
- A receiving touchdown will tie him with Jimmy Graham (2010-14) with 46 during a player's first 70 games (eighth).
- Two receptions will tie him with teammate Jarvis Landry (431) for the third-most catches in a player's first 70 games. Nine catches will tie him with Julio Jones for second on the list (438).

WR JARVIS LANDRY

- With five catches, will pass Antonio Brown for the second-most games with five-plus catches all time by a six-year player with 62.

DE MYLES GARRETT

- One forced fumble will tie him for second on the Browns all-time list in a player's first three seasons.
- With a sack and a forced fumble, will tie Mark Word and Kamerion Wimbley for second on the Browns all-time list of games with a sack and forced fumble in a player's first three years (five).
- Multiple sacks will tie him for the fifth-most games (four) recording more than one sack through the first nine games of a season in NFL history.

RB NICK CHUBB

- With 75 yards from scrimmage, would extend his active streak to nine consecutive games, the NFL's longest active streak. He would also be the first Brown to accomplish the feat since Reuben Droughns in 2005.

2019 AFC NORTH STANDINGS

	Overall	Division
Baltimore	6-2-0	2-1-0
Pittsburgh	4-4-0	1-1-0
Cleveland	2-6-0	1-0-0
Cincinnati	0-8-0	0-2-0

PROBABLE OFFENSIVE STARTERS

WR Jarvis Landry - Ranks second on the team with 555 receiving yards on 36 receptions this season...Led the Browns in receiving in 2018, catching 81 passes for 976 yards...Traded from the Dolphins after leading the NFL with 112 receptions in 2017...Recorded the most receptions by any NFL player through their first five seasons with 481...Selected to the past four Pro Bowls.

LT Greg Robinson - Has appeared in all eight games this season with seven starts at LT...Started the final eight games of the 2018 regular season with the Browns...Signed by the Browns in 2018...No. 2 overall pick by the Rams in 2014.

LG Joel Bitonio - Has not missed an offensive snap since 2016...Started all 71 games he's appeared in since being drafted by the Browns in the second round (35th overall) of the 2014 draft...Earned first career Pro Bowl selection in 2018 and was a second-team All-Pro honoree.

C JC Tretter - Started the past 40 games at C and has not missed an offensive snap since joining the Browns in 2017...Originally selected by the Green Bay Packers in the fourth round of the 2013 NFL Draft...Joined the Browns as an unrestricted free agent in 2017.

RG Wyatt Teller - Started at RG at Den...Has appeared in seven games with one start in 2019...Acquired by the Browns in a trade with the Bills on August 29, 2019...Originally drafted by Buffalo in the fifth round of the 2018 draft...Started the Bills' final seven regular season games in 2018.

RT Chris Hubbard - Started at RT in seven games this season...Moved to LT mid-game in the opener following an injury on the line...Started at RT in all 16 games in 2018...Joined the Browns in 2018 following five seasons with the Steelers.

TE Pharaoh Brown - Inactive at Den (concussion)...Appeared in seven games this season with five starts...Spent five weeks on the Browns' active roster last year but did not appear in a game...Also spent four weeks on the Browns' practice squad in 2018...Appeared in two games with Oakland in 2017 after signing as an undrafted free agent.

WR Odell Beckham Jr. - Leads Browns in receiving and yards this season with 39 receptions and 575 yards...Eclipsed 1,000 receiving yards in four of his first five seasons, missing only 2017, when ankle injuries limited him to four games...Three-time Pro Bowler and two-time All-Pro...First-round pick by the Giants in 2014 and joined the Browns via trade in 2019.

QB Baker Mayfield - Voted Browns' season-long captain by his teammates...1,963 passing yards and seven touchdowns...Set NFL rookie record with 27 passing TDs in 2018, despite starting just 13 games...First overall selection of the 2018 NFL Draft...2017 Heisman Trophy Winner.

RB Nick Chubb - Ranks second in the AFC with 803 rushing yards (100.3 YPG) and six touchdowns...Set a Browns rookie record with 996 rushing yards in 2018, while adding 10 total touchdowns...Recorded the longest run in Browns history and the second-longest by a rookie in NFL history with a 92-yard score against Atlanta on Nov. 11, 2018...Second-round pick in 2018...Finished collegiate career ranked second in Georgia history in rushing yards.

TE Demetrius Harris - Appeared in every game this season with two starts...Has eight receptions for 64 yards and two touchdowns this season...Signed by the Browns as an unrestricted free agent this offseason...Initially signed by Kansas City as an undrafted free agent in 2013...Posted a career-high three scoring grabs in 2018...Played college basketball at Milwaukee.

OFFENSIVE RESERVES

WR Antonio Callaway - Caught four passes for 56 yards against the Broncos...Has eight receptions for 89 yards this season...Suspended first four games of regular season...Caught 43 passes for 586 yards and five touchdowns as a rookie in 2018...Fourth-round pick of the 2018 draft.

QB Garrett Gilbert - Has appeared in one game (Week 5 at SF)...Signed by the Browns this offseason after playing with the Orlando Apollos of the Alliance of American Football...Led the AAF in passing yards...Sixth-round pick by the Rams in 2014.

WR Rashard Higgins - Has appeared in three games this season...Inactive Weeks 2-5 with a knee injury...Set career highs in 2018 with 39 receptions for 572 yards and four touchdowns...Selected by the Browns in the fifth round in 2016...Set Colorado State career records for receptions (239), receiving yards (3,649) and TDs (31)...Led the nation in 2014 with 1,750 receiving yards and 17 TD receptions.

RB Dontrell Hilliard - Caught two passes for 6 yards and rushed for 8 yards on five carries at Den...Appeared in seven games this season with two rushing touchdowns...Appeared in 11 games last year...Signed as an undrafted free agent in 2018 out of Tulane.

RB Kareem Hunt - Suspended first eight games...Approved to return to practice prior to Week 8...Named to the 2018 Pro Bowl...Earned the 2017 NFL rushing title with 1,327 yards...Originally drafted by Kansas City in the third round of the 2017 NFL draft.

WR KhaDarel Hodge - Caught one pass for 10 yards at Den., his first with the Cleveland Browns...Appeared in all eight games this season, primarily on special teams...Claimed via waivers by the Browns after final roster cuts...Played 14 games with the Rams in 2018...Began his college career as a quarterback at Alcorn State before transitioning to the wide receiver at Prairie View A&M.

RB D'Ernest Johnson - Has appeared in all eight games this season...Has 4 carries for 21 yards and six receptions for 71 yards this season...Joined the Browns after playing with the Orlando Apollos of the Alliance of American Football...Finished third in the AAF in rushing yards...Finished as South Florida's career all-purpose yardage leader.

G Eric Kush - Has appeared in every contest this season with seven starts...Signed by the Browns as a free agent this offseason...Seven-year vet who has also appeared in games with the Bears (2016-18), Rams (2015) and Chiefs (2013-14)...Originally a sixth-round pick by Kansas City in 2013.

T Kendall Lamm - Inactive the past seven weeks (knee)...Appeared as a reserve in the opener before sustaining a knee injury...Signed by the Browns as an unrestricted free agent this offseason...Appeared in 56 career games with 24 starts...Started a career-high 13 games in 2018 with the Texans.

T Justin McCray - Has appeared in seven games with two starts this season...Acquired by the Browns in a trade with the Packers on August 31, 2019...Appeared in 12 games with five starts for Green Bay in 2018...Also spent time in the Arena Football League.

WR Damion Ratley - Inactive the past three weeks...Has appeared in five games this season...Has eight receptions for 103 yards...Played in 13 games with three starts as a rookie last year...Sixth-round pick of the 2018 draft.

TE Ricky Seals-Jones - Has appeared in seven games in 2019...Has nine receptions for 155 yards and two touchdowns this season...Claimed via waivers from the Cardinals during final roster cuts...Set career highs last year in receptions (34), receiving yards (343) and games played (15)...Initially signed by Arizona as an undrafted free agent in 2017.

WR Taywan Taylor - Inactive the past four games...Appeared in three games this season...Acquired by the Browns in a trade with Tennessee Titans on August 31, 2019...Third-round pick by the Titans in 2017.

PROBABLE DEFENSIVE STARTERS

DE Myles Garrett - Second in the NFL with 10.0 sacks this season...27 tackles, 13 quarterback hits and two forced fumbles on the season...Set career-high with 3.0 sacks Week 2, the most by a Brown since 2014...Registered 13.5 sacks in 2018, the second-most by a Brown in a single-season...2018 Pro Bowl and second-team All-Pro selection...His 30.5 sacks in 34 games are the most sacks by a Brown in their first three seasons...Selected by the Browns first overall in the 2017 NFL Draft.

DT Larry Ogunjobi - 25 tackles and second on team with 4.0 sacks this season...Tallied a career-best 5.5 sacks in 2018...10.5 sacks on his career...Played in 38 games since entering the league in 2017...First player drafted in the NFL from Charlotte after being selected in the third round in the 2017.

DT Sheldon Richardson - Third on the team with 32 tackles, adding one pass defended and a tackle for loss...Signed by the Browns as an unrestricted free agent this offseason...Spent time with the Jets (2013-16), Seahawks (2017) and Vikings (2018)...2013 NFL Defensive Rookie of the Year after being selected by the Jets in the first round in 2013...Selected to the Pro Bowl in 2014.

DE Olivier Vernon - 23 tackles and 3.0 sacks this season...Also added three tackles for loss, nine quarterback hits and a forced fumble...Tallied his 54th sack of his career Week 9 at DEN...Eight-year vet who joined the Browns via trade this offseason...Led the Giants last year in sacks...Earned second team All-Pro honors in 2016 and was selected to the Pro Bowl in 2018...Third-round pick by Miami in 2012.

WILL Mack Wilson - Second on team with 35 tackles, one sack, one tackle for loss, three passes defended and a quarterback hit this season...Recorded his first NFL sack, Week 9 at DEN...Has started every game since Week 3 at WILL...Fifth-round pick this year out of Alabama.

MIKE Joe Schobert - Leads team, seventh in the NFL with 77 total tackles...Set a career-high in tackles with 16 and registered his first sack of the season Week 4 at BAL...Also has one pass defended, two forced fumbles and fumble recovery...Registered 100-tackle campaigns in 2017 and 2018...Selected to the Pro Bowl in 2017...Drafted by the Browns in the fourth round of the 2016 NFL Draft.

SAM Adarius Taylor - Saw action in seven games...Inactive Week 2 (ankle)...One tackle this season...Signed by the Browns as an unrestricted free agent this offseason after four seasons in Tampa Bay (2015-17) and one in Carolina (2014).

CB Denzel Ward - Second-year pro with 13 tackles and three passes defended in four games this season...Returned from injury (hamstring) Week 8 at NE, after missing four games...Recorded his second-career blocked field goal at NE...In 2018, became the sixth Browns rookie to be named to the Pro Bowl...Finished tied for second among all NFL rookies with three interceptions last year...Fourth overall pick in 2018.

CB Greedy Williams - 13 tackles on the season...Returned at NE after missing four games (five weeks) with a hamstring injury...Second-round pick by the Browns this year...Recorded eight interceptions in 24 career games at LSU.

S Damarious Randall - 20 tackles, two sacks and three passes defended this season...Missed Weeks 2-3 (concussion) and Week 8-9 (hamstring)...Led the Browns with four interceptions last year...One of four active players to have at least three interceptions in each of his first four seasons...First-round pick by Green Bay in 2015 where he played CB...Converted to S after being traded to the Browns in 2018.

S Morgan Burnett - 28 tackles, three tackles for loss and two sacks this season...Signed by the Browns this offseason after eight seasons in Green Bay (2010-2017) and one in Pittsburgh (2018)...Third-round pick by Green Bay in 2010.

DEFENSIVE RESERVES

S Juston Burris - Collected seven tackles and one interception on the season...Made two starts this season...Claimed by the Browns via waivers from Oakland prior to Week 3...Originally a fourth-round pick by the Jets in 2016.

CB T.J. Carrie - 28 tackles, one interception, two passes defended and a fumble recovery...Has started five games this season...Joined the Browns as an unrestricted free agent in 2018...Seventh-round pick by the Raiders in 2014.

CB Robert Jackson - Two special teams' tackles in five games...Spent Weeks 1-2 on the Browns' practice squad...Spent six weeks on the Browns' practice squad in 2018...An undrafted free agent signed by the Browns in 2018.

LB Malik Jefferson - One special teams tackle this season...Appeared in every game this season...Claimed via waivers by the Browns following final roster cuts this year...Originally selected by Cincinnati in the third round of the 2018 draft.

DT Devaroe Lawrence - Contributed in all eight games this season...Collected his first career interception Week 4 at BAL...Seven tackles, a pass defended and a fumble recovery on the season...Acquired by the Browns via trade with New Orleans during final roster cuts in 2018...Appeared in one game and spent 13 weeks on the Browns' practice squad in 2018...Initially signed by New Orleans as an undrafted free agent in 2017.

CB Terrance Mitchell - 18 tackles, two tackles for loss and two passes defended this season...Signed by the Browns as an unrestricted free agent in 2018...Has also spent time with the Bears (2015), Cowboys (2015) and Chiefs (2016-17)...Seventh-round pick by Dallas in 2014.

S Eric Murray - 22 tackles and one pass defended...Inactive Week 9 (knee)...Appeared in seven game with three starts this season...Started nine games for Kansas City last year...Fourth-round pick by Kansas City in 2016...Traded to the Browns this offseason.

S Sheldrick Redwine - Four special teams tackles this season...Inactive Weeks 4,5 and 8 (hamstring)...Selected by the Browns in the fourth round this year out of Miami (Fla.).

DE Chris Smith - Appeared in six games this season...Saw action in all 16 games in 2018 with two starts...Signed by the Browns as an unrestricted free agent in 2018 following three seasons in Jacksonville (2014-16) and one in Cincinnati (2017).

LB Sione Takitaki - Five special teams tackles (tied for second on team) this season...Inactive Week 1 (hamstring)...Third-round pick this year out of BYU.

DE Chad Thomas - Appeared in every game this season...Career-high eight tackles this season...Tallied his first sack of his career Week 5 at SF...Recorded his first career fumble recovery Week 4 at BAL...Saw action in four games as a rookie last year...Third-round pick in 2018.

CB Tavierre Thomas - Played in every game this season...Leads team in special team tackles (6)...Claimed by the Browns via waivers during final roster cuts in 2018 from Arizona.

SPECIALISTS

P Jamie Gillan - Fifth in the NFL with 18 punts inside the 20 this season...Tied for second in the NFL with longest punt of the season (71)...September 2019 Special Teams Player of the Month...Only undrafted rookie to make the Browns 53-man roster this year...Kicked and punted while at Arkansas-Pine Bluff...Native of Scotland and moved to the U.S. as a teenager.

K Austin Seibert - 14 for 14 on FGs and 12 for 14 on PATs...Selected by the Browns in the fifth round...Finished career at Oklahoma as the all-time leading scorer in FBS history with 499 points...2018 Big 12 Special Teams Player of the Year.

LS Charley Hughlett - Handled all of the Browns' long-snapping duties since 2015...Voted Browns' season-long captain by his teammates...Signed to the Browns' active roster from the Chiefs' practice squad on Dec. 24, 2014.

A SLAM MONK

OC **Todd Monken** is in his first season with Cleveland in 2019 after spending the last three years as the Tampa Bay Buccaneers' OC. Last year, the Buccaneers offense was one of the top in the league. Tampa Bay led the NFL in passing yards per game (320.3), while ranking third in total yards per game (415.5), third in third down conversion rate (46.0) and fourth in yards per play (6.30). The 2018 offense, led by Monken, was also the best in team history, owning the most yards (6,648), most passing yards (5,125), most points (396) and most first downs (388) in franchise history. Additionally, Tampa Bay's 5,125 passing yards in 2018 were the fourth most in a single season in team history.

Monken also helped Buccaneers WR Mike Evans rank third in the NFL in receiving yards (1,524) in 2018, establishing a new franchise record.

WHERE THERE'S A WILKS, THERE'S A WAY

DC **Steve Wilks** came to Cleveland in 2019 after serving as the Arizona Cardinals' HC in 2018. Under his guidance, the Cardinals finished fourth (203.9 yards per game) in the NFL against the pass. The unit also recorded 49 sacks, the fifth-best total in the league and the third best in the NFC. The total was also the fourth highest in team history.

SPECIAL DELIVERY

STC **Mike Priefer** is in his 13th season as an NFL STC and first with the Browns in 2019. While with the Minnesota Vikings (2011-18), Priefer's units led the NFL with 14 special teams touchdowns. The Vikings scored on seven kickoff returns, five punt returns and two touchdowns off blocked punts. In 2018, the Vikings' Marcus Sherels broke the team's career punt return yardage record and also holds the record for most punt returns for scores (five), the most in the NFL since 2012. Sherels has also returned the most punts for 20-plus yards in the NFL over the same span (29).

BIG-TIME STOPS

The Browns defense has only allowed 30 big plays of 20 or more yards in 2019, tied for the league's 10th-lowest number.

2019 NFL TEAM LEADERS: OPP. PLAYS OF 20+ YDS

Team	20+
1t. San Francisco 49ers	21
1t. Los Angeles Rams	21
3t. New England Patriots	22
3t. Chicago Bears	22
5. Buffalo Bills	23
6t. Denver Broncos	24
6t. Dallas Cowboys	24
8. Pittsburgh Steelers	27
9. Minnesota Vikings	28
10t. Cleveland Browns	30
10t. Three Other Teams	30

BUTTERFINGERS

As a defense, the Browns' 24 forced fumbles since last season ranks as a top mark in the league during that span.

2018-19 NFL TEAM LEADERS: FF

Team	FF
1t. Houston Texans	33
1t. Kansas City Chiefs	33
3. Buffalo Bills	30
4. Seattle Seahawks	28
5t. Chicago Bears	26
5t. New Orleans Saints	26
7. Arizona Cardinals	25
8t. Cleveland Browns	24
8t. Washington Redskins	24
10t. Detroit Lions	23
10t. Los Angeles Rams	23
10t. New England Patriots	23
10t. Pittsburgh Steelers	23

Additionally, the Browns have collected 25 opponent fumble recoveries since 2017 (10th) and 19 since 2018 (third).

2018-19 NFL TEAM LEADERS: FR

Team	FR
1t. Seattle Seahawks	23
1t. Houston Texans	23
3. Cleveland Browns	19
4t. Pittsburgh Steelers	18
4t. New Orleans Saints	18
4t. Los Angeles Rams	18
4t. New England Patriots	18
8t. Dallas Cowboys	17
8t. Kansas City Chiefs	17
10t. Detroit Lions	16
10t. Carolina Panthers	16
10t. Tampa Bay Buccaneers	16
10t. Buffalo Bills	16

2017-19 NFL TEAM LEADERS: FR

Team	FF
1. Seattle Seahawks	32
2t. Chicago Bears	29
2t. Tampa Bay Buccaneers	29
2t. Detroit Lions	29
5t. Los Angeles Rams	28
5t. Houston Texans	28
7t. Carolina Panthers	27
7t. Dallas Cowboys	27
7t. Kansas City Chiefs	27
10. Cleveland Browns	25

TURNING A NEGATIVE INTO A POSITIVE

On top of its takeaway ability, the Browns defense forced 109 plays for negative yards by its opponents, sixth in the NFL last season. Additionally, the unit's 64 forced negative rushing plays by their opponents were also sixth in the league, while its forced negative passing plays tied for 10th.

In 2019, the Browns have forced 54 total negative plays (plus sacks), tied for fourth in the league.

2019 NFL TEAM LEADERS: OPP. NEG. PLAYS (+SACKS)

Team	Tot
1. Buffalo Bills	57
2. Arizona Cardinals	56
3. New York Jets	55
4t. Cleveland Browns	54
4t. Pittsburgh Steelers	54
4t. San Francisco 49ers	54
4t. Philadelphia Eagles	54
8t. Carolina Panthers	53
8t. Jacksonville Jaguars	53
10. Minnesota Vikings	52

2019 NFL TEAM LEADERS: SACKS

Team	Sacks
1. Carolina Panthers	34
2. New England Patriots	32
3t. San Francisco 49ers	30
3t. Jacksonville Jaguars	30
5. Pittsburgh Steelers	29
6. Minnesota Vikings	28
7. Kansas City Chiefs	26
8t. Cleveland Browns	25
8t. Tennessee Titans	25
10t. New Orleans Saints	24
10t. Philadelphia Eagles	24

Moreover, the Browns have posted 49 tackles for loss, tied for first in the league this season.

2019 NFL TEAM LEADERS: TFLs

Team	TFL
1t. Cleveland Browns	49
1t. Buffalo Bills	49
3. San Francisco 49ers	48
4. Minnesota Vikings	47
5t. Arizona Cardinals	46
5t. New York Jets	46
7t. Jacksonville Jaguars	45
7t. Denver Broncos	45
9. Carolina Panthers	44
10. Pittsburgh Steelers	43

Since 2017, the Browns have made a point to wrap up their opponents for lost yards, placing second in most TFLs in the league in that span (224).

2017-19 NFL TEAM LEADERS: TFLs

Team	TFL
1. Arizona Cardinals	230
2. Cleveland Browns	224
3. Pittsburgh Steelers	218
4t. Buffalo Bills	214
4t. Baltimore Ravens	214
6t. Minnesota Vikings	212
6t. Philadelphia Eagles	212
8. San Francisco 49ers	204
9. Jacksonville Jaguars	201
10. Indianapolis Colts	200

NINE-WEEK SUCCESS

Through the first nine weeks of the season, the Browns' 25 sacks are the third most in franchise history in that span.

ALL-TIME BROWNS TEAM LEADERS: SACKS (WEEKS 1-9)

Year	Sacks
1. 2013	31
2. 1988	29
3. 2019	25
4t. 1985	24
4t. 1989	24
4t. 2000	24
4t. 2001	24
8t. 1986	23
8t. 1992	23
10. 2018	22

NOT SO FAST

When its opponents are in a goal-to-go situation, the Browns defense ties for the eighth-highest total in takeaways (three) since 2018.

2018-19 NFL TEAM LEADERS: GOAL-TO-GO TAKEAWAYS

Team	Tot
1t. Kansas City Chiefs	5
1t. Chicago Bears	5
1t. Pittsburgh Steelers	5
4t. Minnesota Vikings	4
4t. Denver Broncos	4
4t. Los Angeles Chargers	4
4t. Tennessee Titans	4
8t. Cleveland Browns	3
8t. Miami Dolphins	3
8t. Washington Redskins	3
8t. Atlanta Falcons	3
8t. Seattle Seahawks	3
8t. Green Bay Packers	3

21 AND HIGHER

Since 2018, the Browns defense ranks No. 5 in the NFL in opponent passer rating when passed on 21 or more times (66.6).

2018-19 NFL TEAM LEADERS: OPP. PASSER RATING (21+ ATT)

Team	Rate
1. Buffalo Bills	23.7
2. Chicago Bears	36.8
3. New England Patriots	38.8
4. Denver Broncos	66.3
5. Cleveland Browns	66.6
6. Houston Texans	73.4
7. Baltimore Ravens	75.8
8. Tennessee Titans	76.4
9. Miami Dolphins	82.6
10. Kansas City Chiefs	82.8

CRUNCH TIME

Opposing offenses have had the seventh-least amount of success against the Browns in the final two minutes of a given half since last season, collecting only 70 total points.

2018-19 NFL TEAM LEADERS: OPP. PTS (LAST TWO MINUTES OF A HALF)

Team	Opp Pts
1. Tennessee Titans	42
2. New England Patriots	52
3. Chicago Bears	62
4. Minnesota Vikings	65
5. Baltimore Ravens	67
6. Carolina Panthers	69
7. Cleveland Browns	70
8t. Dallas Cowboys	73
8t. Pittsburgh Steelers	73
10t. Los Angeles Chargers	75
10t. Indianapolis Colts	75
10t. Jacksonville Jaguars	75

NOT-SO-PERFECT 10

The 2019 Browns defense has only let its opponents successfully carry out passing plays of 10 or more yards on 76 occasions this season, the sixth-best mark in the league.

2019 NFL TEAM LEADERS: OPP. PASSING CMP (10+ YARDS)

Team	Tot
1. San Francisco 49ers	44
2. New England Patriots	58
3. Dallas Cowboys	62
4t. Buffalo Bills	70
4t. Denver Broncos	70
6. Cleveland Browns	76
7t. Atlanta Falcons	77
7t. Los Angeles Chargers	77
9. Cincinnati Bengals	78
10. New Orleans Saints	82

IN THE DRIVER'S SEAT

The Browns defense has made a point to get on and off the field quickly in 2019, placing tied for second in the NFL with just nine opposing offensive drives lasting longer than 10 or more plays.

2019 NFL TEAM LEADERS: OPP. 10+ PLAY DRIVES

Team	10+
1. New England Patriots	8
2t. Cleveland Browns	9
2t. Buffalo Bills	9
4t. Tennessee Titans	10
4t. Dallas Cowboys	10
4t. San Francisco 49ers	10
4t. Baltimore Ravens	10
4t. New Orleans Saints	10
9t. Philadelphia Eagles	12
9t. Tampa Bay Buccaneers	12
9t. Los Angeles Chargers	12

THIRD-AND-STOPPED

The Browns defense has allowed other teams to convert just 33.3 percent of their third downs, fifth in the NFL in 2019. The Browns defense's success in the category also dates back to last season.

2019 NFL TEAM LEADERS: OPP. 3RD-DOWN CONV. %

Team	1st%
1. New England Patriots	18.9
2. Dallas Cowboys	26.3
3. San Francisco 49ers	27.2
4. New Orleans Saints	32.0
5. Cleveland Browns	33.3
6. Tennessee Titans	33.6
7. Denver Broncos	34.2
8. Seattle Seahawks	34.7
9. Chicago Bears	35.0
10. Buffalo Bills	35.1

2018-19 NFL TEAM LEADERS: OPP. 3RD-DOWN CONV. %

Team	1st%
1. New England Patriots	31.7
2. Minnesota Vikings	32.2
3. Chicago Bears	34.2
4. Seattle Seahawks	34.7
5. Cleveland Browns	34.9
6. Tennessee Titans	35.4
7. Philadelphia Eagles	35.9
8. Buffalo Bills	36.0
9. Baltimore Ravens	36.3
10. San Francisco 49ers	36.4

RED MEANS STOP

When opponents are in the red zone, the Browns defense has the NFL's ninth-lowest touchdown percentage since 2018 (49.2).

2018-19 NFL TEAM LEADERS: OPP. RED-ZONE SCORING

Team	TD%
1. Chicago Bears	43.1
2. Minnesota Vikings	44.6
3. Denver Broncos	45.9
4. Dallas Cowboys	48.0
5. New England Patriots	48.3
6. Los Angeles Chargers	48.6
7. Jacksonville Jaguars	49.1
8. Seattle Seahawks	49.2
9. Cleveland Browns	49.2
10t. Indianapolis Colts	50.0
10t. Tennessee Titans	50.0

BIG-PLAY BROWNS

Dating back to last season, the Browns are eighth in the league in rushes for 10-plus yards (85), third in rushing average on rushing plays for 10-plus yards (19.2), tied for fifth in rushing scores for 10-plus yards (eight) and second in passing average on completions for 10-plus yards (20.9).

This season, the team is tied for third in rushing touchdowns for 10-plus yards (four), seventh in rushing average on rushing plays for 10-plus yards (19.3) and fourth in passing average on completions for 10-plus yards (20.6).

2018-19 NFL TEAM LEADERS: RUSH (10+ YRD)

Team	10+
1t. Seattle Seahawks	109
1t. Baltimore Ravens	109
3. San Francisco 49ers	99
4. Carolina Panthers	95
5. Dallas Cowboys	94
6. Houston Texans	91
7. Tennessee Titans	88
8. Cleveland Browns	85
9. Los Angeles Rams	84
10. Jacksonville Jaguars	83

2018-19 NFL TEAM LEADERS: RUSH TD (10+ YRD)

Team	10+ TD
1. Carolina Panthers	10
2t. Baltimore Ravens	9
2t. Los Angeles Chargers	9
2t. Minnesota Vikings	9
5t. Cleveland Browns	8
5t. San Francisco 49ers	8
7t. Denver Broncos	7
7t. Buffalo Bills	7
7t. Dallas Cowboys	7

2018-19 NFL TEAM LEADERS: RUSH AVG (10+ YRD)

Team	10+ Avg
1. New York Giants	21.7
2. Kansas City Chiefs	19.6
3. Cleveland Browns	19.2
4. Carolina Panthers	19.2
5. Chicago Bears	18.3

2018-19 NFL TEAM LEADERS: PASS AVG (10+ YRD)

Team	10+ Avg
1. Kansas City Chiefs	21.4
2. Cleveland Browns	20.9
3. Green Bay Packers	20.3
4. Seattle Seahawks	20.1
5. Pittsburgh Steelers	20.0

2019 NFL TEAM LEADERS: RUSH TD (10+ YRD)

Team	10+ TD
1. San Francisco 49ers	6
2. Carolina Panthers	5
3t. Arizona Cardinals	4
3t. Cleveland Browns	4
5t. Baltimore Ravens	3
5t. Dallas Cowboys	3
5t. Minnesota Vikings	3

2019 NFL TEAM LEADERS: RUSH AVG (10+ YRD)

Team	10+ Avg
1. Kansas City Chiefs	25.6
2. Carolina Panthers	24.2
3. Chicago Bears	22.7
4. Oakland Raiders	20.2
5. Jacksonville Jaguars	20.1
6. Indianapolis Colts	20.0
7. Cleveland Browns	19.3
8. Washington Redskins	19.1
9. Baltimore Ravens	18.9
10. San Francisco 49ers	18.7

2019 NFL TEAM LEADERS: PASS AVG (10+ YRD)

Team	10+ Avg
1. Kansas City Chiefs	22
2. Arizona Cardinals	21.2
3. Green Bay Packers	21.1
4. Cleveland Browns	20.6
5. Minnesota Vikings	20.6

NEEDING SOME AIR

The Browns have been one of the league's best at defending the pass since last season, holding their opponents to an 89.1 rating.

2018-19 NFL TEAM LEADERS: OPP. PASSER RATE

Team	Att	Cmp	Rate
1. New England Patriots	901	530	72.4
2. Chicago Bears	912	580	78.2
3. Buffalo Bills	756	473	79.9
4. Baltimore Ravens	874	516	81.3
5. Jacksonville Jaguars	808	504	86.1
6. Minnesota Vikings	830	538	87.0
7. Tennessee Titans	855	537	87.6
8. Denver Broncos	843	541	88.1
9. Cleveland Browns	871	553	89.1
10. Carolina Panthers	829	544	91.6

Additionally, the Browns have allowed just 160 completions this season, the league's third-lowest total.

2019 NFL TEAM LEADERS: OPP. PASS CMP

Team	Cmp
1. San Francisco 49ers	127
2. Cincinnati Bengals	155
3t. Cleveland Browns	160
3t. Buffalo Bills	160
3t. New England Patriots	160
6t. Dallas Cowboys	163
6t. Miami Dolphins	163
8t. New York Giants	174
8t. Atlanta Falcons	174
10. New Orleans Saints	175

SOFT TOUCH

The Browns rank second in the league this season with an 8.5 scrimmage yards-per-touch average. The team ranks sixth in the category since last season (8.2) and since 2017 (7.9).

2019 NFL TEAM LEADERS: SCRIM YDS/TOUCH

Team	Avg
1. Kansas City Chiefs	9
2. Cleveland Browns	8.5
3t. Dallas Cowboys	8.3
3t. Detroit Lions	8.3
5. Atlanta Falcons	8.2
6t. Tampa Bay Buccaneers	8.1
6t. Jacksonville Jaguars	8.1
6t. Los Angeles Rams	8.1
9t. Los Angeles Chargers	7.9
9t. Houston Texans	7.9
9t. Green Bay Packers	7.9
9t. Arizona Cardinals	7.9

2018-19 NFL TEAM LEADERS: SCRIM YDS/TOUCH

Team	Avg
1. Kansas City Chiefs	9.0
2. Tampa Bay Buccaneers	8.5
3. Green Bay Packers	8.4
4t. Atlanta Falcons	8.3
4t. Los Angeles Rams	8.3
6. Cleveland Browns	8.2
7t. Los Angeles Chargers	8.1
7t. New York Giants	8.1
9t. Carolina Panthers	7.8
9t. Pittsburgh Steelers	7.8

2017-19 NFL TEAM LEADERS: SCRIM YDS/TOUCH

Team	Avg
1. Kansas City Chiefs	8.7
2. Tampa Bay Buccaneers	8.2
3t. Atlanta Falcons	8.1
3t. Los Angeles Rams	8.1
5. Los Angeles Chargers	8.0
6t. Cleveland Browns	7.9
6t. Green Bay Packers	7.9
8t. Pittsburgh Steelers	7.7
8t. San Francisco 49ers	7.7
10t. Detroit Lions	7.6
10t. Houston Texans	7.6
10t. New York Giants	7.6

A WELL-RECEIVED AVERAGE

The Browns receivers have continued to perform well in 2019, placing sixth in receiving average (12.4) and sixth in the league (12.2) since 2018.

2019 NFL TEAM LEADERS: REC AVG

Team	Avg
1. Detroit Lions	13.4
2. Tampa Bay Buccaneers	13.2
3. Kansas City Chiefs	13.1
4. Minnesota Vikings	12.7
5. Dallas Cowboys	12.6
6. Seattle Seahawks	12.5
7t. Cleveland Browns	12.4
7t. Los Angeles Rams	12.4
9. Jacksonville Jaguars	12.2
10. Tennessee Titans	12.1

2018-19 NFL TEAM LEADERS: REC AVG

Team	Avg
1. Kansas City Chiefs	13.3
2. Tampa Bay Buccaneers	13.2
3. Los Angeles Rams	12.7
4. Seattle Seahawks	12.4
5. San Francisco 49ers	12.3
6. Cleveland Browns	12.2
7. Los Angeles Chargers	12.1
8. Green Bay Packers	11.9
9. Houston Texans	11.8
10t. Tennessee Titans	11.5
10t. Dallas Cowboys	11.5

BROWNS 2019 DRAFT CLASS

RD	NAME	POS	COLLEGE
2	Greedy Williams	CB	Louisiana St.
3	Sione Takitaki	LB	Brigham Young
4	Sheldrick Redwine	S	Miami
5a	Mack Wilson	LB	Alabama
5b	Austin Seibert	K	Oklahoma
6	Drew Forbes	T	Southeast Missouri
7	Donnie Lewis, Jr.	CB	Tulane

GO LONG

Since the 2018 season, the Browns have been one of the NFL's best at stretching the field. The offense has posted 112 plays for 20-plus yards (fourth), 23 rushes for 20-plus yards (tied for fifth), five rushing touchdowns for 20-plus yards (tied for third), a 36.3 rushing average on carries for 20-plus yards (fifth) and 89 receptions for 20-plus yards (seventh).

In 2019, the team's 48.4 rushing average in the same category is second and its 32.4 receiving average is fifth.

2018-19 NFL TEAM LEADERS: 20+ YARD PLAYS

Team	Tot
1. Kansas City Chiefs	142
2. Los Angeles Rams	124
3. Los Angeles Chargers	113
4. Cleveland Browns	112
5. San Francisco 49ers	111
6t. Seattle Seahawks	109
6t. Tampa Bay Buccaneers	109
8. New England Patriots	108
9t. New York Giants	106
9t. Atlanta Falcons	106

2018-19 NFL TEAM LEADERS: 20+ YARD RUSH

Team	Tot
1. Kansas City Chiefs	26
2t. Seattle Seahawks	25
2t. Baltimore Ravens	25
4. Minnesota Vikings	24
5t. Cleveland Browns	23
5t. New York Giants	23
5t. San Francisco 49ers	23
8. Carolina Panthers	22
9. Buffalo Bills	21
10t. Los Angeles Rams	20
10t. Chicago Bears	20

2018-19 NFL TEAM LEADERS: 20+ YARD RUSH TD

Team	TD
1t. San Francisco 49ers	6
1t. Carolina Panthers	6
3t. Cleveland Browns	5
3t. Denver Broncos	5
3t. New York Giants	5
6t. Atlanta Falcons	4
6t. Arizona Cardinals	4
6t. Minnesota Vikings	4
9t. Miami Dolphins	3
9t. Los Angeles Chargers	3
9t. New England Patriots	3
9t. Seattle Seahawks	3
9t. Washington Redskins	3

2018-19 NFL TEAM LEADERS: 20+ YARD RUSH AVG

Team	Avg
1. Carolina Panthers	39.4
2. Washington Redskins	39.3
3. New York Jets	38.1
4. New York Giants	36.5
5. Cleveland Browns	36.3
6. Tennessee Titans	35.4
7. Miami Dolphins	34.9
8. Houston Texans	34.8
9. Jacksonville Jaguars	33.6
10. Oakland Raiders	33.1

2019 NFL TEAM LEADERS: 20+ YARD REC AVG

Team	Rec
1. Kansas City Chiefs	34.6
2. Green Bay Packers	33.6
3. Pittsburgh Steelers	33.4
4. Houston Texans	32.8
5. Cleveland Browns	32.4
6. Arizona Cardinals	32.3
7. Denver Broncos	32.3
8. Dallas Cowboys	32.3
9. Cincinnati Bengals	32.1
10. Tennessee Titans	31.9

2019 NFL TEAM LEADERS: 20+ YARD RUSH AVG

Team	Rec
1. Carolina Panthers	53.9
2. Cleveland Browns	48.4
3. Green Bay Packers	45.0
4. Chicago Bears	42.0
5. Jacksonville Jaguars	41.2
6. Kansas City Chiefs	39.1
7. Philadelphia Eagles	38.3
8. San Francisco 49ers	37.4
9. Washington Redskins	36.8
10. Oakland Raiders	35.9

RETURNING THE FAVOR

The Browns' kickoff returners have combined for the league's seventh-best kickoff return average (25.0) and fifth-most kickoff return yards (450).

2019 NFL TEAM LEADERS: 20+ KICKOFF RETURN AVERAGE

Team	Avg
1. Buffalo Bills	33.0
2. Oakland Raiders	30.3
3. Cincinnati Bengals	29.6
4. Chicago Bears	28.2
5. Denver Broncos	27.1
6. Detroit Lions	25.9
7. Cleveland Browns	25.0
8. Indianapolis Colts	24.1
9. New York Jets	23.8
10. New York Giants	23.5

2019 NFL TEAM LEADERS: 20+ KICKOFF RETURN YARDS

Team	Yds
1. Kansas City Chiefs	547
2. Cincinnati Bengals	532
3. Indianapolis Colts	457
4. Chicago Bears	451
5. Cleveland Browns	450
6. New York Giants	447
7. Philadelphia Eagles	403
8. Washington Redskins	399
9. Miami Dolphins	396
10. Green Bay Packers	395

The team's 25.0 kickoff return average is its sixth highest in history and is the ninth highest through the first nine weeks of a season.


AWAKEN THE SLEEPING GIANT

With the Kansas City Chiefs, General Manager **John Dorsey** selected three players who went on to earn first team All-Pro honors and were also selected to multiple Pro Bowls, including TE Travis Kelce (third round, 2013), CB Marcus Peters (first round, 2015) and WR Tyreek Hill (fifth round, 2016). In 2017, he drafted current Browns RB **Kareem Hunt** (third round), who led the NFL in rushing during his rookie season and was selected to the Pro Bowl. The year prior in 2016, LB D.J. Alexander (sixth round, 2015) was also selected to the Pro Bowl.

Dorsey's career success in the spring has been evident in the winter, as he's selected a rookie Pro Bowler in each NFL Draft since 2015, including CB **Denzel Ward** in his first draft as a Brown (2018).

DORSEY'S DRAFT SELECTIONS TO MAKE THE PRO BOWL AS ROOKIES SINCE 2015

Year	Rnd	Pick	Overall	Player	Pos	College
2018	1	4	4	Denzel Ward	CB	Ohio State
2017	3	22	86	Kareem Hunt	RB	Toledo
2016	5	28	165	Tyreek Hill	WR	West Alabama
2015	1	18	18	Marcus Peters	CB	Washington



24 | RB NICK CHUBB

RUNNING WILD

RB Nick Chubb has emerged as one of the league's best running backs in 2019, placing top marks in multiple categories.

2019 NFL RUSHING LEADERS: YDS

Player	Yds
1. Dalvin Cook	894
2. Christian McCaffrey	881
3. Leonard Fournette	831
4. Nick Chubb	803
5. Chris Carson	764
6. Josh Jacobs	740
7. Carlos Hyde	704
8. Marlon Mack	679
9. Derrick Henry	644
10. Lamar Jackson	637

2019 NFL RUSHING LEADERS: ATT

Player	Att
1. Dalvin Cook	177
2. Chris Carson	175
3. Leonard Fournette	174
4. Christian McCaffrey	165
5. Derrick Henry	164
6. Marlon Mack	159
7. Nick Chubb	154
8. Josh Jacobs	152
9. Carlos Hyde	149
10. Sony Michel	144

2019 NFL RUSHING LEADERS: AVG (MIN. 50 ATT)

Player	Avg
1. Lamar Jackson	6.43
2. Kyler Murray	5.59
3. Raheem Mostert	5.58
4. Deshaun Watson	5.37
5. Christian McCaffrey	5.34
6. Duke Johnson	5.31
7. Matt Breida	5.29
8. Nick Chubb	5.21

2019 NFL RUSHING LEADERS: TD

Player	Avg
1. Christian McCaffrey	10
2. Dalvin Cook	9
3. Aaron Jones	8
4. Mark Ingram	7
5t. Nick Chubb	6
5t. Six Others	6

2019 NFL RUSHING LEADERS: LONG

Player	Lng
1. Damien Williams	91
2. Nick Chubb	88
3. Christian McCaffrey	84
4. Matt Breida	83
5. Leonard Fournette	81

2019 NFL YARDAGE LEADERS: SCRIM YDS

Player	Yds
1. Christian McCaffrey	1,244
2. Dalvin Cook	1,232
3. Leonard Fournette	1,126
4. Nick Chubb	964
5. Chris Carson	941

YARD DAWG

• Chubb has accrued 130-plus scrimmage yards in four of his past six games and is currently the only player to have reached at least 85 scrimmage yards in eight games this season.

• His active streak of eight consecutive games with at least 75 scrimmage yards is the NFL's longest active streak and he's the first Brown to accomplish the streak since Jamal Lewis in 2008.

• Chubb has three 100-yard rushing games this season and seven in his career, while he also has seven career runs of 40-plus yards and three this season. His 803 rushing yards are the sixth-most by a Browns through the first eight games of a season.

• He has rushed for 120-plus yards in three of the past five games.

• In Week 7, Chubb rushed for 72 yards in the first quarter, the second most by a Brown in an opening quarter since 1991.

IN THE NICK OF TIME

Since his rookie season in 2018, RB Nick Chubb ranks fourth in the NFL in rushing yards (1,799), sixth in rushing average (5.20), tied for eighth in rushing touchdowns (14) and third and sixth, respectively, in rushing long (92 and 88).

2018-19 NFL RUSHING LEADERS: YDS

Player	Yds
1. Ezekiel Elliott	2,036
2. Christian McCaffrey	1,979
3. Chris Carson	1,915
4. Nick Chubb	1,799
5. Derrick Henry	1,703
6. Saquon Barkley	1,680
7. Phillip Lindsay	1,621
8. Todd Gurley	1,606
9. Marlon Mack	1,587
10. Adrian Peterson	1,533

2018-19 NFL RUSHING LEADERS: AVG (MIN. 150 ATT)

Player	Avg
1. Josh Allen	5.85
2. Deshaun Watson	5.50
3. Lamar Jackson	5.41
4. Matt Breida	5.31
5. Phillip Lindsay	5.23
6. Nick Chubb	5.20
7. Christian McCaffrey	5.15
8. Saquon Barkley	5.01
9. Gus Edwards	4.99
10. Mark Ingram	4.88

2018-19 NFL RUSHING LEADERS: TD

Player	TD
1. Todd Gurley	23
2. Derrick Henry	18
3. Christian McCaffrey	17
4t. James Conner	16
4t. Aaron Jones	16
8t. Nick Chubb	14
6t. Jordan Howard	15
6t. Alvin Kamara	15
8t. Phillip Lindsay	14
10t. Mark Ingram	13
10t. Saquon Barkley	13
10t. Melvin Gordon	13

2018-19 NFL RUSHING LEADERS: LONG

Player	Lng
1. Derrick Henry	99
2. Lamar Miller	97
3. Nick Chubb	92
4. Damien Williams	91
5. Adrian Peterson	90
6. Nick Chubb	88

ANYTHING BUT AVERAGE

Chubb's career 5.20 rushing average is the highest by a Brown through his first 24 games (minimum of 100 attempts) and is the eighth highest by an active NFL running back in the same category.

ALL-TIME BROWNS RUSHING LEADERS: AVG THROUGH FIRST 24 CAREER GAMES (MIN. 100 ATT)

Player	Avg
1. Nick Chubb	5.20
2. Greg Pruitt	4.79
3. Earnest Byner	4.67

ALL-TIME NFL RUSHING LEADERS: AVG THROUGH FIRST 24 CAREER GAMES (MIN. 100 ATT) (ACTIVE)

Player	Avg
1. Austin Ekeler	5.69
2. Aaron Jones	5.50
3. Jalen Richard	5.45
4. Alvin Kamara	5.27
5. Adrian Peterson	5.27
6. Phillip Lindsay	5.23
7. Frank Gore	5.22
8. Nick Chubb	5.20
9. Matt Breida	5.04
10. Saquon Barkley	5.01

BIG-PLAY BACK

Chubb is fifth in the league with 48 rushes for 10-plus yards since 2018. He's tied for fourth in 2019 with 20.

2018-19 NFL RUSHING LEADERS: RUSH 10+ YDS

Player	10+
1. Ezekiel Elliott	61
2. Chris Carson	52
3. Christian McCaffrey	51
4. Derrick Henry	49
5. Nick Chubb	48

2019 NFL RUSHING LEADERS: RUSH 10+ YDS

Player	10+
1t. Leonard Fournette	22
1t. Dalvin Cook	22
3. Lamar Jackson	21
4t. Nick Chubb	20
4t. Ezekiel Elliott	20
4t. Christian McCaffrey	20
7t. Chris Carson	19
7t. Derrick Henry	19
9. Carlos Hyde	18
10t. Josh Jacobs	17
10t. Jordan Howard	17

GOING THE EXTRA MILE

Chubb established himself as one of the league's top big-play backs in 2018, continuing the trend in his sophomore season.

2018-19 NFL RUSHING LEADERS: TD (10+ YDS)

Player	10+ TD
1. Melvin Gordon	7
2t. Nick Chubb	6
2t. Tevin Coleman	6
2t. Saquon Barkley	6

2019 NFL RUSHING LEADERS: TD (10+ YDS)

Player	10+ TD
1t. Christian McCaffrey	4
1t. Chase Edmonds	4
3t. Nick Chubb	3
3t. Tevin Coleman	3

2018-19 NFL RUSHING LEADERS: RUSH (20+ YDS)

Player	20+
1. Saquon Barkley	19
2. Nick Chubb	16
3t. Chris Carson	14
3t. Phillip Lindsay	14
3t. Lamar Jackson	14
3t. Todd Gurley	14

2019 NFL RUSHING LEADERS: RUSH (20+ YDS)

Player	20+
1t. Leonard Fournette	6
1t. Lamar Jackson	6
1t. Phillip Lindsay	6
1t. Christian McCaffrey	6
1t. Carlos Hyde	6
1t. Chris Carson	6
1t. Dalvin Cook	6
8t. Nick Chubb	5
8t. Josh Jacobs	5
8t. Marlon Mack	5

2018-19 NFL RUSHING LEADERS: TD (20+ YDS)

Player	20+ TD
1. Saquon Barkley	5
2t. Nick Chubb	4
2t. Chase Edmonds	4
2t. Phillip Lindsay	4
2t. Tevin Coleman	4
2t. Christian McCaffrey	4

This season, Chubb is tied for second in the league with three carries for 40-plus yards, only behind Fournette and Christian McCaffrey with four. Since last season, he's also tied for third in the same category with seven rushes (McCaffrey), just behind Saquon Barkley with eight.

BURNING RUBBER

In Week 4, Chubb rushed for 165 yards and three touchdowns, including an 88-yarder. Chubb, who had a 92-yard touchdown run in Week 10 of the 2018 season, joins Bob Hoernschemeyer (two touchdown runs from 1946-47) and Chris Johnson (three from 2008-09) as the only players in league annals with at least two touchdown runs of 85 yards or more in their first two seasons. Also, no other player in the NFL has multiple rushing scores of 85-plus yards, going back to 2016 (two years before Chubb entered the league).

ALL-TIME BROWNS RUSHING LEADERS: LONG

Player	Date	Lng
1. Nick Chubb	Nov. 11, 2018	92
2. Bobby Mitchell	Nov. 28, 2004	90
3. Nick Chubb	Sept. 29, 2019	88

WHAT A RUSH

Chubb has posted a 100.4 rushing yards-per-game average this season, the league's second-best total in 2019 and tied for the NFL's ninth-best mark since 2009. It's also ranked eighth in team history.

2019 NFL RUSHING LEADERS: YPG


Player	YPG
1. Christian McCaffrey	110.1
2. Nick Chubb	100.4
3. Dalvin Cook	99.3
4. Josh Jacobs	92.5
5. Leonard Fournette	92.3

2009-19 NFL RUSHING LEADERS: YPG

Player	Year	YPG
1. Adrian Peterson	2012	131.1
2. Chris Johnson	2009	125.4
3. DeMarco Murray	2014	115.3
4. Christian McCaffrey	2019	110.1
5. Ezekiel Elliott	2016	108.7
6. Le'Veon Bell	2016	105.7
7. Arian Foster	2010	101.0
8. Alfred Morris	2012	100.8
9t. Nick Chubb	2019	100.4
9t. LeSean McCoy	2013	100.4
9t. Maurice Jones-Drew	2011	100.4

ALL-TIME BROWNS RUSHING LEADERS: YPG

Player	Year	YPG
1. Jim Brown	1963	133.1
2. Jim Brown	1958	127.3
3. Jim Brown	1959	110.8
4. Jim Brown	1965	110.3
5. Jim Brown	1960	104.8
6. Jim Brown	1964	103.3
7. Jim Brown	1961	100.6
8. Nick Chubb	2019	100.4
9. Leroy Kelly	1968	88.5
10. Jamal Lewis	2007	86.9



13 | WR ODELL BECKHAM JR.

BEND IT LIKE BECKHAM JR.

Since entering the league in 2014, WR Odell Beckham Jr. is fifth in the league with an average of 6.4 catches per game, third with 90.3 receiving yards per game, fourth with 45 receiving touchdowns, sixth in receiving yards (6,051) and 10th in receiving first downs (276).

2014-19 NFL RECEIVING LEADERS: REC/G

Player	Rec/G
1. Antonio Brown	7.5
2. Michael Thomas	7.2
3. Julio Jones	6.8
4. Julian Edelman	6.5
5. Odell Beckham Jr.	6.4
6. Keenan Allen	6.3
7. DeAndre Hopkins	6.2
8. Jarvis Landry	5.9

His 90.3 receiving yards per game are the second-highest average in history (minimum 10 games played) behind Atlanta's Julio Jones (96.2).

ALL-TIME NFL RECEIVING LEADERS: YDS/G (MIN. 10 GAMES PLAYED)

Player	Yds/G
1. Julio Jones	96.2
2. Odell Beckham Jr.	90.4
3. Calvin Johnson	86.1
4. Antonio Brown	86.0
5. Michael Thomas	84.8

2014-19 NFL RECEIVING LEADERS: YDS/G

Player	Yds/G
1. Julio Jones	102.4
2. Antonio Brown	100.0
3. Odell Beckham Jr.	90.3
4. Michael Thomas	84.8
5. DeAndre Hopkins	83.0

2014-19 NFL RECEIVING LEADERS: TD

Player	TD
1. Antonio Brown	60
2. DeAndre Hopkins	49
3. Mike Evans	47
4. Odell Beckham Jr.	45
5. Davante Adams	39

2014-19 NFL RECEIVING LEADERS: YDS

Player	Yds
1. Julio Jones	8,706
2. Antonio Brown	7,702
3. DeAndre Hopkins	7,300
4. Mike Evans	6,945
5. T.Y. Hilton	6,513
6. Odell Beckham Jr.	6,051
7. Travis Kelce	5,902
8. Demaryius Thomas	5,864
9. Jarvis Landry	5,569
10. Brandin Cooks	5,549

2014-19 NFL RECEIVING LEADERS: 1ST DOWNS

Player	1st
1. Julio Jones	419
2. DeAndre Hopkins	388
3. Antonio Brown	369
4. Mike Evans	353
5. Travis Kelce	299
6. Larry Fitzgerald	289
7t. Jarvis Landry	288
7t. T.Y. Hilton	288
9. Demaryius Thomas	282
10. Odell Beckham Jr.	276

FEELIN' LIKE A THOUSAND YARDS

Beckham Jr. has exceeded 1,000 receiving yards in four of his first five seasons, missing only 2017, when ankle injuries limited him to four games. He's one of only 12 players in history to accomplish the feat in his first five NFL seasons and is one just six active players to do so. His four 1,000-yard seasons are currently tied for 10th all time as he works toward his fifth 1,000-yard season in six years.

**ALL-TIME NFL RECEIVING LEADERS:
1,000 YDS IN FIRST SIX CAREER SEASONS**

Player	Years	Tot
1. Randy Moss	1998-2003	6
2t. Lance Alworth	1963-67	5
2t. Marques Colston	2006-11	5
2t. Mike Evans	2014-19	5
2t. A.J. Green	2011-15	5
2t. Torry Holt	2000-04	5
2t. Chad Johnson	2002-06	5
2t. Brandon Marshall	2007-11	5
2t. Jerry Rice	1986-90	5
10t. Odell Beckham Jr.	2014-19	4
10t. Tied With 18 Others		4

**ALL-TIME NFL RECEIVING LEADERS:
1,000 YDS IN FIRST SIX CAREER SEASONS (ACTIVE)**

Player	Years	Tot
1t. Mike Evans	2014-19	5
1t. A.J. Green	2011-15	5
1t. Brandon Marshall	2007-11	5
4t. Odell Beckham Jr.	2014-19	4
4t. Tied With Seven Others		4

2014-19 NFL RECEIVING LEADERS: 1,000-YRD SEASONS

Player	Years	Tot
1t. Antonio Brown	2014-19	5
1t. Mike Evans	2014-19	5
1t. Julio Jones	2014-19	5
4t. Odell Beckham Jr.	2014-19	4
4t. Brandin Cooks	2015-19	4
4t. T.Y. Hilton	2014-19	4
4t. DeAndre Hopkins	2014-19	4

125+

Among active players, Beckham Jr. is fifth with 17 games of 125-plus receiving yards. The total ranks second behind Jones among active players in their first six years and is tied for fifth in league history in the same span.

**ALL-TIME NFL RECEIVING LEADERS:
GAMES WITH 125+ YARDS (ACTIVE)**

Player	Tot
1. Julio Jones	30
2. Larry Fitzgerald	25
3. T.Y. Hilton	19
4. DeSean Jackson	18
5. Odell Beckham Jr.	17
6. A.J. Green	16

**ALL-TIME NFL RECEIVING LEADERS:
GAMES WITH 125+ YARDS IN FIRST SIX CAREER SEASONS (ACTIVE)**

Player	Tot
1. Julio Jones	21
2. Odell Beckham Jr.	17
3t. A.J. Green	15
3t. T.Y. Hilton	15
5t. Larry Fitzgerald	13
5t. Mike Evans	13
7t. DeAndre Hopkins	11
7t. DeSean Jackson	11
7t. Amari Cooper	11
10. Keenan Allen	10

**ALL-TIME NFL RECEIVING LEADERS:
GAMES WITH 125+ YARDS IN FIRST SIX CAREER SEASONS**

Player	Tot
1. Randy Moss	23
2. Lance Alworth	22
3. Julio Jones	21
4. Calvin Johnson	19
5t. Odell Beckham Jr.	17
5t. Jerry Rice	17
7. Torry Holt	16
8t. A.J. Green	15
8t. Marvin Harrison	15
8t. T.Y. Hilton	15

100+

Beckham Jr.'s 26 career games with 100-plus yards are fifth among active players in their first six seasons and are fourth among all players since 2014.

**ALL-TIME NFL RECEIVING LEADERS:
GAMES WITH 100+ YARDS IN FIRST SIX CAREER SEASONS (ACTIVE)**

Player	Tot
1. Julio Jones	35
2. Demaryius Thomas	29
3t. A.J. Green	28
3t. T.Y. Hilton	28
5. Odell Beckham Jr.	26
6. DeAndre Hopkins	25

2014-19 NFL RECEIVING LEADERS: GAMES WITH 100+ YARDS

Player	Tot
1. Julio Jones	37
2. Antonio Brown	34
3. DeAndre Hopkins	26
4. Odell Beckham Jr.	26

Since 2014, Beckham Jr.'s 13 games with 140-plus receiving yards are third in the league, while his six games with 150-plus yards rank tied for fifth. Additionally, his four games with 160-plus yards are tied for sixth, his two games with 170-plus yards are tied for seventh and his two games with 180-plus yards rank tied for fifth.

TRIPLE THREAT

Beckham Jr. has caught at least three passes in every game he's played in but two. His streak of 60 straight games with at least three catches was third all time when it ended in Week 4 of this season.

**ALL-TIME NFL RECEIVING LEADERS:
CONSECUTIVE GAMES WITH 3+ REC**

	Player	Tot	Streak
1.	Reggie Wayne	82	Sept. 13, 2009-Nov. 30, 2014
2.	Antonio Brown	76	Sept. 8, 2013-Dec. 10, 2017
3.	Odell Beckham Jr.	60	Oct. 19, 2014-Sept. 29, 2019.
4.	Cris Carter	58	Dec. 12, 1993-Oct. 5, 1997
5.	Torry Holt	53	Nov. 21, 2004-Dec. 30, 2007

A PERFECT 10

Since 2014, Beckham Jr. has posted eight games with at least 10 receptions, tied for eighth in the NFL during that span, along with teammate WR Jarvis Landry.

**2014-19 NFL RECEIVING LEADERS:
GAMES WITH 10+ REC**

	Player	Tot
1.	Antonio Brown	20
2.	Julio Jones	14
3.	Michael Thomas	13
4t.	Zach Ertz	10
4t.	Keenan Allen	10
6t.	Larry Fitzgerald	9
6t.	DeAndre Hopkins	9
8t.	Odell Beckham Jr.	8
8t.	Jarvis Landry	8
8t.	Davante Adams	8

CAN'T STOP, WON'T STOP

In Week 2, Beckham Jr. caught an 89-yard touchdown pass, the longest of his career. The play is the second-longest play and touchdown from scrimmage this season. Dating all the way back to 2014, the score remains a top-10 play, tying for 10th-longest touchdown catch in that time. It also ties for 10th in that time in longest plays from scrimmage.

HOW TO LISTEN TO THE BROWNS

ESPN 850 WKNR, 92.3 THE FAN WKRK AND THE UNIVERSITY HOSPITALS CLEVELAND BROWNS RADIO NETWORK

Game Day Programming

- Cleveland Browns Game Day (begins four hours before kickoff)
- Cleveland Browns Kickoff Show (begins two hours before kickoff)
- Cleveland Browns football (game broadcast)
- LA MEGA 87.7 FM (Spanish radio game broadcast)
- The Official Postgame Show, presented by Serpentine Chevrolet (following the game's conclusion)

Weekly Programming

- The Cleveland Browns Preview Show (Wednesdays in season, 7-8 p.m.)
- The Freddie Kitchens Show (Thursdays in season, 7-8 p.m.)
- Cleveland Browns Daily, presented by JACK (Monday-Friday, 1-3 p.m.) ESPN 850 WKNR

Akron	WAKR	1590 AM
Akron	WONE	97.5 FM
Canton	WHBC	1480 AM
Canton	WHBC-FM	94.1 FM
Celina	WKKI	94.3 FM
Cleveland	WKNP*	850 AM
Cleveland	WKRK*	92.3 FM
Cleveland	WNCX*	98.5 FM
Columbus	WTOH	98.9 FM
Dover	WJER	1450 AM
Erie (Pa.)	WRIE	1260 AM
Fostoria	WFOB	1430 AM
Geneva	WKKY	104.7 FM
Kenton	WKTN	95.3 FM
Lima	WWSR	93.1 FM
Mansfield	WRGM	1440 AM
Mansfield	WVNO-FM	97.3 FM
Marietta	WJAW	100.9 FM
Uhrichsville	WBTC	1540 AM
Uhrichsville	WBTC-FM	101.9 FM
Wheeling (W.Va.)	WKXX	1600 AM
Wheeling (W.Va.)	WKXX-FM	98.1 FM
Wooster	WQKT	104.5 FM
Youngstown	WHKZ	1440 AM

*Denotes gameday flagship stations

COMING UP IN THE CLUTCH

Beckham Jr. has proven to be a reliable go-to WR when it counts since he entered the NFL, placing third in the league with 18 fourth-quarter touchdown receptions, fifth in yards (1,859), fourth in 20-plus-yard receptions (30) and seventh in receptions (119).

2014-19 NFL RECEIVING LEADERS:
4TH QUARTER TDs

Player	TD
1. Antonio Brown	21
2. DeAndre Hopkins	19
3. Odell Beckham Jr.	18
4. Dez Bryant	14
5. Mike Evans	13
6t. Michael Thomas	12
6t. Doug Baldwin	12
6t. Julio Jones	12
6t. Jimmy Graham	12
10t. Kelvin Benjamin	11
10t. Cameron Brate	11
10t. Demaryius Thomas	11

2014-19 NFL RECEIVING LEADERS:
4TH QUARTER YDS

Player	Yds
1. DeAndre Hopkins	2,287
2. Julio Jones	2,285
3. Antonio Brown	2,204
4. Mike Evans	1,877
5. Odell Beckham Jr.	1,859
6. Jarvis Landry	1,601
7. Golden Tate	1,496
8. Larry Fitzgerald	1,464
9. T.Y. Hilton	1,451
10. Demaryius Thomas	1,356

2014-19 NFL RECEIVING LEADERS:
4TH QUARTER REC (20+ YDS)

Player	20+
1. DeAndre Hopkins	36
2. Antonio Brown	35
3. Julio Jones	34
4. Odell Beckham Jr.	30
5. Mike Evans	29

2014-19 NFL RECEIVING LEADERS:
4TH QUARTER REC

Player	Rec
1. Jarvis Landry	155
2. DeAndre Hopkins	153
3. Antonio Brown	147
4. Julio Jones	139
5. Larry Fitzgerald	138
6. Golden Tate	123
7. Odell Beckham Jr.	119
8. Michael Thomas	118
9. Mike Evans	114
10t. Demaryius Thomas	109
10t. Jimmy Graham	109

CLASS ACT

Among the 2014 NFL Draft class, Beckham Jr. and Landry rank among the best in multiple categories.

2014-19 NFL RECEIVING LEADERS: REC (2014 DRAFT CLASS)

Player	G	Rec
1. Jarvis Landry	88	517
2. Mike Evans	85	445
2t. Odell Beckham Jr.	67	429

2014-19 NFL RECEIVING LEADERS: YDS (2014 DRAFT CLASS)

Player	G	Yds
1. Mike Evans	85	6,945
2. Odell Beckham Jr.	67	6,051
3. Jarvis Landry	88	5,569
4. Brandin Cooks	82	5,549

2014-19 NFL RECEIVING LEADERS: TGT (2014 DRAFT CLASS)

Player	G	Tgt
1. Mike Evans	85	801
2. Jarvis Landry	88	786
3. Odell Beckham Jr.	67	689

2014-19 NFL RECEIVING LEADERS: TD (2014 DRAFT CLASS)

Player	G	TD
1. Mike Evans	85	47
2. Odell Beckham Jr.	67	45
3. Davante Adams	79	39
4. Brandin Cooks	82	33
5. Sammy Watkins	69	31
6. Allen Robinson	64	29
7t. Jarvis Landry	88	27
7t. Eric Ebron	80	27
9. John Brown	80	24
10. Jordan Matthews	71	22

2014-19 NFL RECEIVING LEADERS: YDS/G (2014 DRAFT CLASS)

Player	G	Yds/G
1. Odell Beckham Jr.	67	90.3
2. Mike Evans	85	81.7
3. Brandin Cooks	82	67.7
4. Allen Robinson	64	64.6
5. Jarvis Landry	88	63.3

2014-19 NFL SCORING LEADERS: PTS (2014 DRAFT CLASS)

Player	G	Pts
1. Mike Evans	85	296
2. Odell Beckham Jr.	67	270
3t. Devonta Freeman	71	240
3t. Davante Adams	79	240
5. Brandin Cooks	82	212
6. Carlos Hyde	73	194
7. Sammy Watkins	69	186
8. Jarvis Landry	88	184
9. Jeremy Hill	55	182
10. Allen Robinson	64	178

**2014-19 NFL YARDAGE LEADERS:
SCRIMM YDS (2014 DRAFT CLASS)**

	Player	G	Yds
1.	Mike Evans	85	6,945
2.	Odell Beckham Jr.	67	6,135
3.	Brandin Cooks	82	5,829
4.	Jarvis Landry	88	5,758
5.	Devonta Freeman	71	5,526

**2014-19 NFL YARDAGE LEADERS:
ALL-PURPOSE YDS (2014 DRAFT CLASS)**

	Player	G	A-P Yds
1.	Jarvis Landry	88	7,917
2.	Mike Evans	85	6,942
3.	Odell Beckham Jr.	67	6,472
4.	Brandin Cooks	82	5,890
5.	Devonta Freeman	71	5,526

BIG-PLAY OBJ

Beckham Jr.'s 83 catches of 20-plus yards since 2014 rank tied for seventh in the league since that time, despite playing in at least six fewer games than the rest of the top-10 players in the category.

2014-19 NFL RECEIVING LEADERS: REC (20+)

	Player	20+
1.	Julio Jones	141
2.	Antonio Brown	111
3.	T.Y. Hilton	106
4.	DeAndre Hopkins	104
5.	Mike Evans	103
6.	Travis Kelce	84
7t.	Brandin Cooks	83
7t.	Odell Beckham Jr.	83
9.	Emmanuel Sanders	80
10.	Rob Gronkowski	79

TEN TO A HUNDRED

Among all active players, Beckham Jr.'s seven games with a minimum of 10 receptions for 100 yards rank ninth.

**ALL-TIME NFL RECEIVING LEADERS:
GAMES WITH 10+ REC AND 100+ YDS (ACTIVE)**

	Player	Tot
1.	Antonio Brown	18
2.	Julio Jones	16
3.	Larry Fitzgerald	12
4t.	Keenan Allen	10
4t.	A.J. Green	10
4t.	Michael Thomas	10
7t.	Zach Ertz	9
7t.	DeAndre Hopkins	9
9.	Odell Beckham Jr.	7
10t.	Amari Cooper	6
10t.	Jason Witten	6

5+1

With 24 games of five-plus catches and at least one touchdown reception, Beckham Jr. ranks fifth in that span.

**2014-19 NFL RECEIVING LEADERS:
GAMES WITH 5+ REC AND 1+ TDs**

	Player	Tot
1.	Antonio Brown	39
2t.	DeAndre Hopkins	29
2t.	Mike Evans	29
4.	Julio Jones	27
5.	Odell Beckham Jr.	24
6.	Demaryius Thomas	23
7t.	A.J. Green	22
7t.	Rob Gronkowski	22
9t.	Jarvis Landry	21
9t.	Davante Adams	21
9t.	Travis Kelce	21
9t.	Alshon Jeffery	21
9t.	Golden Tate	21

In the same category, Beckham Jr. ranks tied for second in number of games with at least five catches and at least a pair of receiving touchdowns.

**2014-19 NFL RECEIVING LEADERS:
GAMES WITH 5+ REC AND 2+ TDs**

	Player	Tot
1.	Antonio Brown	14
2t.	Odell Beckham Jr.	8
2t.	DeAndre Hopkins	8
2t.	Mike Evans	8
4.	Jordy Nelson	7
6t.	Davante Adams	6
6t.	Brandin Cooks	6
6t.	Julio Jones	6
6t.	Jordan Reed	6
6t.	Emmanuel Sanders	6
6t.	Sammy Watkins	6
6t.	Allen Robinson	6
6t.	Tyreek Hill	6

BROWNS ROOKIE PRO BOWLERS

• Denzel Ward	CB	2018
• Joe Thomas	OL	2007
• Chip Banks	LB	1983
• Greg Pruitt	KR	1973
• Paul Warfield	WR	1965
• Jim Brown	RB	1957

JUST PASSING BY

With 126 career passing yards, Beckham Jr. is third in the NFL since 2014 among non-QBs and is tied for second in passing touchdowns (two).

2014-19 NFL PASSING LEADERS: YDS (NON-QBs)

Player	Yds
1. Johnny Hekker	137
2. Mohamed Sanu	135
3. Odell Beckham Jr.	126
4. Julian Edelman	75
5. Jarvis Landry	72

2014-19 NFL PASSING LEADERS: TDs (NON-QBs)

Player	TD
1. Mohamed Sanu	3
2t. Odell Beckham Jr.	2
2t. Cecil Shorts	2
2t. Tarik Cohen	2

FIRST 60

After playing his 60th career game in Week 1, Beckham Jr. became the all-time leading WR in receptions (397) in a player's first 60 games.

**ALL-TIME NFL RECEIVING LEADERS:
MOST REC IN FIRST 60 CAREER GAMES**

Player	Years	G	Rec
1. Odell Beckham Jr.	2014-19	60	397
2. Lionel Taylor	1960-64	60	386
3t. Julio Jones	2011-15	60	372
3t. Anquan Boldin	2003-07	60	372
5. Jarvis Landry	2014-17	60	368

**ALL-TIME NFL RECEIVING LEADERS:
MOST REC YDS IN FIRST 60 CAREER GAMES**

Player	Years	G	Yds
1. Lance Alworth	1962-67	60	5,907
2. Charley Hennigan	1960-64	60	5,791
3. Julio Jones	2011-15	60	5,575
4. Odell Beckham Jr.	2014-19	60	5,547
5. Randy Moss	1998-01	60	5,199

**ALL-TIME NFL RECEIVING LEADERS:
MOST TDs IN FIRST 60 CAREER GAMES**

Player	Years	G	TD
1. Lance Alworth	1962-67	60	55
2t. Randy Moss	1998-01	60	51
2t. Rob Gronkowski	2010-14	60	51
4. Jerry Rice	1985-88	60	49
5. Sonny Randle	1959-64	60	47
6t. Odell Beckham Jr.	2014-19	60	44
6t. Art Powell	1960-64	60	44

**ALL-TIME NFL RECEIVING LEADERS:
100-YDS REC IN FIRST 60 CAREER GAMES**

Player	Tot
1. Lance Alworth	28
2. Charley Hennigan	27
3. Julio Jones	25
4. Odell Beckham Jr.	24
5. Randy Moss	22

**ALL-TIME NFL RECEIVING LEADERS:
125-YDS REC IN FIRST 60 CAREER GAMES**

Player	Tot
1. Lance Alworth	19
2. Odell Beckham Jr.	16
3t. Julio Jones	15
3t. Randy Moss	15
5t. Isaac Bruce	12
5t. Charley Hennigan	12
5t. Art Powell	12

FIRST 70

As he approaches 70 career games played, Beckham Jr. remains a top all-time WR who is still climbing the ranks.

**ALL-TIME NFL RECEIVING LEADERS:
MOST REC IN FIRST 70 CAREER GAMES**

Player	Years	G	Rec
1. Lionel Taylor	1960-65	70	442
2. Julio Jones	2011-16	70	438
3. Jarvis Landry	2014-18	70	431
4. Odell Beckham Jr.	2014-19	67	429
5. Anquan Boldin	2003-08	70	427
6. Keenan Allen	2013-18	70	420
7. Larry Fitzgerald	2004-08	70	397
8. Kellen Winslow	1979-84	70	391
9. Antonio Brown	2010-14	70	390
10. A.J. Green	2011-15	70	388

**ALL-TIME NFL RECEIVING LEADERS:
MOST REC YDS IN FIRST 70 CAREER GAMES**

Player	Years	G	Yds
1. Lance Alworth	1962-68	70	6,902
2. Julio Jones	2011-16	70	6,718
3. Charley Hennigan	1960-65	70	6,427
4. Odell Beckham Jr.	2014-19	66	6,051
5. Art Powell	1960-65	70	5,975
6. Jerry Rice	1985-89	70	5,924
7. Randy Moss	1998-02	70	5,800
8. A.J. Green	2011-15	70	5,722
9. Torry Holt	1999-03	70	5,692
10. Anquan Boldin	2003-08	70	5,680

**ALL-TIME NFL RECEIVING LEADERS:
MOST TDs IN FIRST 70 CAREER GAMES**

Player	Years	G	TD
1. Lance Alworth	1962-68	70	64
2. Jerry Rice	1985-89	70	62
3. Rob Gronkowski	2010-15	70	59
4. Art Powell	1960-65	70	56
5t. Randy Moss	1998-02	70	55
5t. Sonny Randle	1959-65	70	55
7. Dez Bryant	2010-14	70	50
8. Jimmy Graham	2010-14	70	46
9t. Odell Beckham Jr.	2014-19	67	45
9t. Charley Hennigan	1960-65	70	45

**ALL-TIME NFL RECEIVING LEADERS:
100-YDS REC IN FIRST 70 CAREER GAMES**

Player	Tot
1. Lance Alworth	32
2. Julio Jones	30
3. Charley Hennigan	28
4. Odell Beckham Jr.	26
5. Demaryius Thomas	25
6t. Randy Moss	24
6t. Art Powell	24

Beckham Jr. is also third on the all-time list of 125-plus-yard receiving games in a players' first 70 games (17).

TWO TDs

With at least two receiving scores in 11 games since entering the league in 2014, Beckham Jr. ranks second in the NFL in that category in an active player's first six years. Since being drafted, he's also second to Antonio Brown's 15 games and is tied for fourth among all active players in the NFL. He also tied for seventh all time for most multi-touchdown games in a player's first 70 contests.

**ALL-TIME NFL RECEIVING LEADERS:
MULTI-TD GAMES IN A PLAYER'S FIRST SIX YEARS (ACTIVE)**

Player	Tot
1. Jimmy Graham	12
2. Odell Beckham Jr.	11
3t. Larry Fitzgerald	10
3t. Demaryius Thomas	10
5. Mike Evans	9
6t. DeAndre Hopkins	8
6t. Julio Jones	8

2014-19 NFL RECEIVING LEADERS: MULTI-TD GAMES

Player	Tot
1. Antonio Brown	15
2. Odell Beckham Jr.	11
3t. DeAndre Hopkins	9
3t. Mike Evans	9
5. Jordy Nelson	8

ALL-TIME NFL RECEIVING LEADERS: MULTI-TD GAMES (ACTIVE)

Player	Tot
1. Larry Fitzgerald	19
2. Jimmy Graham	15
3t. Odell Beckham Jr.	11
3t. Julio Jones	11
3t. Demaryius Thomas	11
6. T.Y. Hilton	10

**ALL-TIME NFL RECEIVING LEADERS: MULTI-TD GAMES
IN FIRST 70 CAREER GAMES**

Player	Tot
1. Jerry Rice	17
2. Art Powell	16
3t. Lance Alworth	14
3t. Rob Gronkowski	14
5t. Antonio Freeman	12
5t. Sonny Randle	12
7t. Odell Beckham Jr.	11
7t. Seven Others	11

FAST ACTING

Beckham Jr. recorded 143 receiving yards against the Atlanta Falcons in Week 7 last year, increasing his career total to 5,073, in his 54th career game. He became the second-fastest player to reach 5,000 receiving yards in NFL history, and the fastest in the Super Bowl era. Atlanta's Julio Jones held the previous Super Bowl era record at 56 games.

In Week 9 this season, Beckham Jr. reached 6,000 receiving yards in 67 career games, the third-fastest player to reach 6,000 career receiving yards in NFL history.

Only Pro Football Hall of Famer Lance Alworth (62 games) and Julio Jones (64) reached 6,000 yards in fewer games.

**ALL-TIME NFL RECEIVING LEADERS:
FEWEST GAMES TO REACH 5,000 REC YDS**

Player	G
1. Lance Alworth	52
2. Odell Beckham, Jr.	54
3. Julio Jones	56
4. Charley Hennigan	59
5. Randy Moss	59

**ALL-TIME NFL RECEIVING LEADERS:
FEWEST GAMES TO REACH 6,000 REC YDS**

Player	G
1. Lance Alworth	62
2. Julio Jones	64
2. Odell Beckham, Jr.	67

SEEING RED

Beckham Jr. has impressed in the red zone since entering the league in 2014, posting top marks in several receiving categories.

2014-19 NFL RECEIVING LEADERS: RED-ZONE TD

Player	TD
1. Antonio Brown	31
2t. Davante Adams	29
2t. Jimmy Graham	29
4. DeAndre Hopkins	28
5t. Antonio Gates	26
5t. Mike Evans	26
5t. Alshon Jeffery	26
8. Odell Beckham Jr.	25
9t. Rob Gronkowski	24
9t. Larry Fitzgerald	24
9t. Travis Kelce	24
9t. Jordy Nelson	24

2014-19 NFL RECEIVING LEADERS: RED-ZONE REC

Player	Rec
1. Antonio Brown	64
2t. Jarvis Landry	59
2t. Demaryius Thomas	59
4t. Davante Adams	55
4t. Larry Fitzgerald	55
4t. Julian Edelman	55
7. Michael Thomas	51
8. DeAndre Hopkins	50
9. Travis Kelce	49
10t. Odell Beckham Jr.	47
10t. Emmanuel Sanders	47

2014-19 NFL RECEIVING LEADERS: RED-ZONE YDS

Player	Yds
1. Demaryius Thomas	433
2t. Davante Adams	427
2t. Larry Fitzgerald	427
4. Antonio Brown	421
5. Julian Edelman	383
6. Travis Kelce	382
7. DeAndre Hopkins	381
8. Jarvis Landry	366
9. Michael Thomas	341
10. A.J. Green	330
11. Odell Beckham	329



80 | WR JARVIS LANDRY

A GRAB AT SUCCESS

This season, WR Jarvis Landry has totaled the team's second-most receiving yards (555) and is off to the second-best start of his career (first eight games).

Additionally, Landry is eighth among the league's receivers with a minimum of 30 catches in receiving average in 2019 (15.4).

2019 NFL RECEIVING LEADERS: AVG (MIN. 20 REC)

Player	Avg
1. Stefon Diggs	18.7
2. Kenny Golladay	18.3
3. Mike Evans	16.8
4. Amari Cooper	16.3
5. D.J. Chark	16.1
6. Courtland Sutton	15.7
7. Terry McLaurin	15.5
8. Jarvis Landry	15.4
9. Odell Beckham Jr.	14.7
10. John Brown	14.4

LANDRY'S CAREER RECEIVING NUMBERS: YDS (GAMES 1-8)

Year	G	Rec	Yds
1. 2016	8	49	605
2. 2019	8	36	555
3. 2015	8	52	533
4. 2018	8	49	528
5. 2017	8	56	430
6. 2014	8	30	301

Landry also posted 126 receiving yards in the first half of the Week 4 game at Baltimore, the most in an opening half of his career.

CATCHING ON QUICKLY

With 481 career receptions through his fifth year, Landry broke the NFL record for most catches in the first five years of a career against the Ravens in Week 5 of 2018. In addition to shattering the record for most receptions through the first four years of a career in 2017 (400), Landry ranks second for most receptions during the first two years of a career (194) and tied for most in the first three years of a career (288) with Beckham Jr. Currently, Landry is tied for sixth all time by a player in his first six seasons in the same category with 517 receptions, 11 catches shy of DeAndre Hopkins' record.

LEADING LANDRY

Landry finished 2018 with 81 receptions for 976 yards and four touchdowns. After posting a league-best 112 receptions for 987 yards and a career-best nine touchdowns in 2017, Landry is tied for eighth among all NFL players in receptions (229) since that time.

2017-19 NFL RECEIVING LEADERS: REC

Player	G	Tgt	Rec
1. Michael Thomas	40	385	302
2. DeAndre Hopkins	40	429	279
3. Keenan Allen	41	379	253
4. Julio Jones	40	392	251
5. Zach Ertz	39	341	236
6. Travis Kelce	40	346	235
7. Adam Thielen	40	336	231
8t. Jarvis Landry	40	377	229
8t. Christian McCaffrey	40	289	229
10. Larry Fitzgerald	41	336	220

TWO AT A TIME

Since Week 2 of his rookie season in 2014, Landry has caught at least two passes in 85 consecutive games. His streak is the best in the NFL since 2014 and is the longest that's active.

ALL-TIME NFL RECEIVING LEADERS: CONSECUTIVE GAMES WITH 2+ REC (ACTIVE STREAK)

Player	Tot	Streak
1. Jarvis Landry	87	Sept. 14, 2014-Pres.
2. Odell Beckham Jr.	67	Oct. 5, 2014-Pres.
3. Michael Thomas	55	Sept. 11, 2016-Pres.

ALL-TIME NFL RECEIVING LEADERS: CONSECUTIVE GAMES WITH 2+ REC

Player	Tot	Streak
1. Tim Brown	147	Oct. 10, 1993-Oct. 27, 2002
2. Jerry Rice	146	Sept. 8, 1991-Sept. 9, 2001
3. Antonio Brown	116	Oct. 23, 2011-Pres.
4. Marvin Harrison	110	Oct. 20, 1996-Nov. 2, 2003
5. Larry Fitzgerald	97	Nov. 21, 2004-Dec. 19, 2010
6. Cris Carter	91	Dec. 21, 1991-Dec. 7, 1997
7. Jarvis Landry	87*	Sept. 14, 2014-Pres.
8t. Reggie Wayne	82	Sept. 13, 2009-Nov. 30, 2014
8t. Larry Fitzgerald	82	Sept. 14, 2014-Oct. 20, 2019
10. Marshall Faulk	81	Nov. 23, 1997-Sept. 14, 2003

*Active

1ST-AND-JUICE

Since 2014, Landry is tied for seventh in the NFL in receptions caught for first downs (288).

2014-19 NFL RECEIVING LEADERS: 1ST-DOWN

Player	G	Tgt	Rec	1st
1. Julio Jones	85	887	574	419
2. DeAndre Hopkins	88	899	544	388
3. Antonio Brown	77	867	580	369
4. Mike Evans	85	801	445	353
5. Travis Kelce	88	653	459	299
6. Larry Fitzgerald	87	735	499	289
7t. Jarvis Landry	88	786	517	288
7t. T.Y. Hilton	83	695	407	288
9. Demaryius Thomas	85	766	467	282
10. Odell Beckham Jr.	67	689	429	276

DOUBLE TROUBLE

Since his sophomore season in 2015, Landry has reeled in double-digit receptions in eight games, tied for the league's sixth-best total in that span. He's also caught 11 passes or more in four games, also tied for sixth in the NFL.

2015-19 NFL RECEIVING LEADERS: GAMES WITH 10+ REC

Player	Tot
1. Antonio Brown	16
2. Michael Thomas	13
3. Julio Jones	11
4t. Zach Ertz	9
4t. Larry Fitzgerald	9
4t. DeAndre Hopkins	9
7t. Jarvis Landry	8
7t. Keenan Allen	8
7t. Davante Adams	8

2015-19 NFL RECEIVING LEADERS: GAMES WITH 11+ REC

Player	Tot
1. Antonio Brown	9
2t. Keenan Allen	7
2t. Michael Thomas	7
4. Julio Jones	6
5. Zach Ertz	5
6t. Jarvis Landry	4
6t. Stefon Diggs	4
6t. Adam Thielen	4
6t. DeAndre Hopkins	4

THIRD DOWN'S A CHARM

Landry has proven to be a go-to target on third downs since 2017, with his 58 receptions being one of the best numbers in the league in that span—no different than when he entered the league in 2014.

2017-19 NFL RECEIVING LEADERS: 3RD-DOWN REC

	Player	G	Tgt	Rec
1t.	Michael Thomas	40	102	72
1t.	Adam Thielen	40	115	72
3.	Keenan Allen	41	121	71
4.	DeAndre Hopkins	40	113	69
5.	Julio Jones	40	103	67
6.	Jarvis Landry	40	99	58
7t.	Larry Fitzgerald	41	101	57
7t.	James White	38	82	57
9t.	Duke Johnson	41	71	55
9t.	Travis Kelce	40	80	55
9t.	Golden Tate	35	91	55

2016-19 NFL RECEIVING LEADERS: 3RD-DOWN REC

	Player	G	Tgt	Rec
1.	DeAndre Hopkins	56	162	97
2.	Adam Thielen	56	144	92
3.	Michael Thomas	55	129	89
4.	Jarvis Landry	56	134	84
5.	Larry Fitzgerald	57	140	81

2015-19 NFL RECEIVING LEADERS: 3RD-DOWN REC

	Player	G	Tgt	Rec
1.	DeAndre Hopkins	72	214	127
2.	Antonio Brown	61	186	111
3.	Julio Jones	70	168	107
4.	Jarvis Landry	72	177	105
5.	Golden Tate	67	173	104

2014-19 NFL RECEIVING LEADERS: 3RD-DOWN REC

	Player	G	Tgt	Rec
1.	DeAndre Hopkins	88	253	150
2.	Antonio Brown	77	240	147
3.	Golden Tate	83	222	138
4.	Julio Jones	85	215	135
5.	Jarvis Landry	88	206	127
6.	Demaryius Thomas	85	219	123
7.	Travis Kelce	88	169	120
8t.	Odell Beckham Jr.	67	195	119
8t.	Larry Fitzgerald	87	205	119

26

At 26 years old, Landry is fourth all time in receptions by a player who is 26 or younger (517). He trails only Larry Fitzgerald (523), Randy Moss (525) and DeAndre Hopkins (528). He's also ranked fourth by a player who is 25 or younger (400) and tied for sixth with Beckham Jr. by a player who is 24 or younger (288).

TOP TIER

Since entering the league in 2014, Landry ranks among the NFL's best in the following categories:

2014-19 RECEIVING LEADERS: REC

	Player	Rec
1.	Antonio Brown	580
2.	Julio Jones	574
3.	DeAndre Hopkins	544
4.	Jarvis Landry	517
5.	Larry Fitzgerald	499
6.	Golden Tate	469
7.	Demaryius Thomas	467
8.	Travis Kelce	459
9.	Zach Ertz	447
10.	Mike Evans	445
11.	Odell Beckham Jr.	429

2014-19 RECEIVING LEADERS: TGT

	Player	Tgt
1.	DeAndre Hopkins	899
2.	Julio Jones	887
3.	Antonio Brown	867
4.	Mike Evans	801
5.	Jarvis Landry	786
6.	Demaryius Thomas	766
7.	Larry Fitzgerald	735
8.	T.Y. Hilton	695
9.	Odell Beckham Jr.	689
10.	Golden Tate	676

2014-19 RECEIVING LEADERS: REC/G

	Player	Rec/G
1.	Antonio Brown	7.5
2.	Michael Thomas	7.2
3.	Julio Jones	6.8
4.	Julian Edelman	6.5
5.	Odell Beckham Jr.	6.4
6.	Keenan Allen	6.3
7.	DeAndre Hopkins	6.2
8.	Jarvis Landry	5.9
9t.	Larry Fitzgerald	5.7
9t.	Christian McCaffrey	5.7
9t.	Golden Tate	5.7

ON THE ROAD

With two 13-plus reception games in away stadiums for his career, Landry ties for No. 2 all time in the category. Landry's overall total number of games with double-digit receptions in the same category (seven) is tied for the 10th-best tally in NFL history.

5 AND 50

In his first six seasons, Landry has recorded at least five receptions and 50 receiving yards in 48 games. The tally is sixth best in the league since 2014.

**2014-19 NFL RECEIVING LEADERS:
GAMES WITH 5+ REC AND 50+ REC YDS.**

Player	Tot
1. Julio Jones	65
2. Antonio Brown	61
3. DeAndre Hopkins	60
4. Demaryius Thomas	52
5. Larry Fitzgerald	49
6. Jarvis Landry	48
7. Mike Evans	46
8t. Odell Beckham Jr.	45
8t. Golden Tate	45
10. Travis Kelce	43

YAC ATTACK

Landry, along with Beckham Jr., have been two of the league's most-elite receivers in yards after catch since they entered the NFL in 2014.

2014-19 NFL RECEIVING LEADERS: YAC (MIN. 200 REC)

Player	YAC
1. Travis Kelce	2,836
2. Julio Jones	2,681
3. Antonio Brown	2,592
4. Jarvis Landry	2,587
5. Golden Tate	2,586
6. Odell Beckham Jr.	2,142
7. Randall Cobb	2,134
8. T.Y. Hilton	1,987
9. Larry Fitzgerald	1,948
10. DeAndre Hopkins	1,838

2014-19 NFL RECEIVING LEADERS: YAC/REC (MIN. 200 REC)

Player	YAC/Rec
1. Golden Tate	6.5
2. JuJu Smith-Schuster	6.3
3. Travis Kelce	6.2
4. Randall Cobb	6.0
5. Rob Gronkowski	5.7
6t. DeSean Jackson	5.5
6t. Adam Humphries	5.5
8t. Tyreek Hill	5.4
8t. Jamison Crowder	5.4
10t. Odell Beckham Jr.	5.3
10t. Amari Cooper	5.3

2015-19 NFL RECEIVING LEADERS: YAC (MIN. 200 REC)

Player	YAC
1. Travis Kelce	2,357
2. Jarvis Landry	2,153
3. Julio Jones	2,143
4. Antonio Brown	1,992
5. Golden Tate	1,896
6. Michael Thomas	1,732
7. Amari Cooper	1,677
8. Odell Beckham Jr.	1,656
9. T.Y. Hilton	1,617
10. Larry Fitzgerald	1,615

2015-19 NFL RECEIVING LEADERS: YAC/REC (MIN. 200 REC)

Player	YAC/Rec
1. Golden Tate	6.4
2. JuJu Smith-Schuster	6.3
3. Travis Kelce	6.0
4. Randall Cobb	5.9
5. Adam Humphries	5.5
6t. Tyreek Hill	5.4
6t. Jamison Crowder	5.4
8t. Amari Cooper	5.3
8t. Odell Beckham Jr.	5.3
10t. Jarvis Landry	5.0
10t. Willie Snead	5.0
10t. T.Y. Hilton	5.0

2016-19 NFL RECEIVING LEADERS: YAC (MIN. 200 REC)

Player	YAC
1. Travis Kelce	1,833
2. Michael Thomas	1,732
3. Jarvis Landry	1,620

2016-19 NFL RECEIVING LEADERS: YAC/REC (MIN. 200 REC)

Player	YAC/Rec
1. Golden Tate	6.6
2. JuJu Smith-Schuster	6.3
3. Travis Kelce	5.7
4. Adam Humphries	5.5
5t. Tyreek Hill	5.4
5t. Amari Cooper	5.4
7. Jarvis Landry	5.0
8. Odell Beckham Jr.	4.9
9t. T.Y. Hilton	4.8
9t. Robert Woods	4.8

ROAD RAGE

Landry, combined with Beckham Jr., have produced some of the league's best receiving numbers on the road since 2014.

2014-19 NFL RECEIVING LEADERS: YDS (AWAY)

Player	Yds
1. Julio Jones	4,300
2. DeAndre Hopkins	3,840
3. Mike Evans	3,795
4. Antonio Brown	3,725
5. T.Y. Hilton	3,039
6. Jarvis Landry	2,984
7. Odell Beckham Jr.	2,923
8. Demaryius Thomas	2,913
9. Travis Kelce	2,856
10. Emmanuel Sanders	2,644

2014-19 NFL RECEIVING LEADERS: REC (AWAY)

Player	Rec
1. Julio Jones	302
2. Jarvis Landry	291
3. Antonio Brown	290
4. DeAndre Hopkins	279
5. Demaryius Thomas	236
6. Golden Tate	226
7t. Larry Fitzgerald	224
7t. Mike Evans	224
7t. Travis Kelce	224
10. Odell Beckham Jr.	212

2014-19 NFL RECEIVING LEADERS: TD (AWAY)

Player	TD
1. Mike Evans	27
2t. Odell Beckham Jr.	22
2t. Antonio Brown	22

2014-19 NFL RECEIVING LEADERS: REC/G (AWAY)

Player	Rec/G
1. Antonio Brown	7.3
2. Michael Thomas	7.1
3. Julio Jones	7.0
4. Julian Edelman	6.7
5. Jarvis Landry	6.5
6. DeAndre Hopkins	6.3
7t. Odell Beckham Jr.	6.2
7t. Saquon Barkley	6.2

2014-19 NFL RECEIVING LEADERS: 1ST DOWNS (AWAY)

Player	1st
1. Julio Jones	209
2. DeAndre Hopkins	200
3. Mike Evans	186
4. Antonio Brown	179
5. Jarvis Landry	158
6. Alshon Jeffery	147
7. Demaryius Thomas	143
8. Travis Kelce	140
9. Odell Beckham Jr.	138
10. Emmanuel Sanders	132

A HANDFUL OF CATCHES

Landry has registered at least five catches in 61 career games, tying him for the third-best mark all time among players in their first six seasons. His total is total is third in history. Additionally, he's fourth in the NFL since 2014, behind Brown (65), Jones (63) and Hopkins (66).

2014-19 NFL RECEIVING LEADERS: GAMES WITH 5+ REC

Player	Tot
1. DeAndre Hopkins	68
2. Julio Jones	66
3. Antonio Brown	65
4. Jarvis Landry	61
5. Demaryius Thomas	59

ALL-TIME NFL RECEIVING LEADERS: GAMES WITH 5+ REC (FIRST SIX YEARS)

Player	Tot
1. DeAndre Hopkins	63
2t. Jarvis Landry	61
2t. Antonio Brown	61
4t. Larry Fitzgerald	59
4t. Torry Holt	59
6t. Randy Moss	58
6t. Sterling Sharpe	58
8. Marvin Harrison	57
9. A.J. Green	56
10t. Julio Jones	55
10t. Brandon Marshall	55

500 CLUB

With 517 career receptions, Landry is one of just four players to have 500-plus catches since 2014, including Brown (580), Julio Jones (574) and DeAndre Hopkins (536).

ELITE COMPANY

After playing in his 85th career game in Week 5, Landry totaled 503 receptions in his six-year career, joining the likes of Anquan Boldin (80), Julio Jones (80) and Antonio Brown (84) as the only players in NFL history to reach 500 catches in 85 games or fewer.

Landry was 26 years, 313 days old when he reached 500 receptions. Just two other players reached 500 receptions at a younger age in league history: Larry Fitzgerald (26 years, 90 days) and DeAndre Hopkins (26 years, 192 days).



95 | DE MYLES GARRETT

TROUBLE MAKER

Second team All-Pro DE and Pro Bowler **Myles Garrett** led the 2018 Browns with 13.5 sacks, the second most by a Brown in a single season. With 30.5 in just 35 career games, he's second behind Von Miller (32) for the most among active players in 35 games or less and is tied for fifth among all players in the same category in league history. His total is a record by a Brown in his first three career seasons and is tied for the fourth-highest tally among active players in their first three years.

**ALL-TIME NFL DEFENSIVE LEADERS:
SACKS IN FIRST 34 CAREER GAMES (ACTIVE)**

Player	Years	Sacks
1. Von Miller	2011-13	32
2. Myles Garrett	2017-19	30.5
3. J.J. Watt	2011-13	29
4. Joey Bosa	2016-18	28.5
5. Clay Matthews	2009-11	24.5
6t. Justin Houston	2011-13	23
6t. Terrell Suggs	2003-05	23
8t. Jason Pierre-Paul	2010-12	22.5
8t. Cameron Wake	2009-11	22.5
8t. T.J. Watt	2017-19	22.5

**ALL-TIME NFL DEFENSIVE LEADERS:
SACKS IN FIRST 35 CAREER GAMES**

Player	Years	Sacks
1. Reggie White	1985-87	41
2. Aldon Smith	2011-13	38
3. Shawne Merriman	2005-07	32.5
4. Von Miller	2011-13	32
5. Derrick Thomas	1989-91	31.5
6t. Myles Garrett	2017-19	30.5
6t. Anthony Smith	1991-93	30.5
8. J.J. Watt	2011-13	29
9. Joey Bosa	2016-18	28.5
10. Jevon Kearse	1999-2001	28

**ALL-TIME BROWNS DEFENSIVE LEADERS:
SACKS IN FIRST 35 CAREER GAMES**

Player	Years	Sacks
1. Myles Garrett	2017-19	30.5
2. Reggie Camp	1983-85	20
3. Michael Dean Perry	1988-90	17

**ALL-TIME BROWNS DEFENSIVE LEADERS:
SACKS IN FIRST THREE YEARS**

Player	Years	G	Sacks
1. Myles Garrett	2017-19	35	30.5
2. Reggie Camp	1983-85	48	27
3. Michael Dean Perry	1988-90	48	24.5

MYLES THE MAGNIFICENT

Garrett finished 2018 with the league's sixth-most sacks (13.5). With 10 sacks this season, he ranks second in the NFL.

2019 NFL DEFENSIVE LEADERS: SACKS

Player	Sacks
1. Shaquil Barrett	10.5
2. Myles Garrett	10
3. Chandler Jones	9.5

2018-19 NFL DEFENSIVE LEADERS: SACKS

Player	Sacks
1. Aaron Donald	25.5
2. Myles Garrett	23.5
3. Danielle Hunter	23
4. Chandler Jones	22.5

2017-19 NFL DEFENSIVE LEADERS: SACKS

Player	Sacks
1. Chandler Jones	39.5
2. Aaron Donald	36.5
3. Cameron Jordan	33
4t. Myles Garrett	30.5
4t. Calais Campbell	30.5
6. Danielle Hunter	30
7t. Khalil Mack	28.5
7t. Demarcus Lawrence	28.5
7t. Von Miller	28.5
10. Ryan Kerrigan	28

A NO. 1 TALENT

Below is a look at how Garrett's sack total stacks up against other No. 1 picks and first-rounders at his stage of the game.

**ALL-TIME NFL DEFENSIVE LEADERS:
SACKS IN FIRST THREE YEARS (NO. 1 OVERALL PICKS)**

Player	G	Sacks
1. Bruce Smith	44	33.5
2t. Myles Garrett	35	30.5
2t. Mario Williams	48	30.5
4. Daniel Wilkinson	46	20
5. Aundray Bruce	48	16
6. Courtney Brown	32	11
7. Jadeveon Clowney	31	10.5
8. Russell Maryland	46	9.5
9. Kenneth Sims	30	6.5
10. Steve Emtman	18	5

**ALL-TIME NFL DEFENSIVE LEADERS:
SACKS IN FIRST 35 CAREER GAMES (NO. 1 OVERALL PICKS)**

Player	Sacks
1. Myles Garrett	30.5
2. Bruce Smith	25
3. Mario Williams	20.5
4. Daniel Wilkinson	18.5
5. Jadeveon Clowney	13.5
6t. Courtney Brown	13
6t. Aundray Bruce	13
8. Russell Maryland	8.5
9. Kenneth Sims	7.5
10. Steve Emtman	6

**ALL-TIME NFL DEFENSIVE LEADERS:
SACKS IN FIRST 35 CAREER GAMES (1ST-ROUND PICKS)**

Player	Sacks
1. Aldon Smith	38
2. Shawne Merriman	32.5
3. Von Miller	32
4. Derrick Thomas	31.5
5t. Myles Garrett	30.5
5t. Anthony Smith	30.5
7. J.J. Watt	29
8. Joey Bosa	28.5
9. Jevon Kearse	28
10. Leslie O'Neal	27

**ALL-TIME NFL DEFENSIVE LEADERS:
SACKS IN FIRST THREE YEARS (ACTIVE 1ST-ROUND PICKS)**

Player	Sacks
1. J.J. Watt	36.5
2. Von Miller	35
3. Robert Quinn	34.5
4t. Myles Garrett	30.5
4t. Terrell Suggs	30.5
6t. Ezekiel Ansah	30
6t. Khalil Mack	30
8. Clay Matthews	29.5

OVER ACHIEVER

Garrett posted two-plus sacks in three games last year, tied for the league's third-best mark and tied for second by a Brown in a single season. Already with three multi-sack games in 2019, Garrett and Za'Darius Smith lead the league as the only players to have done so this season.

2019 NFL DEFENSIVE LEADERS: GAMES (2+ SACKS)

Player	Tot
1t. Myles Garrett	3
1t. Za'Darius Smith	3
2t. 12 Players	2

Dating back to last season, Garrett ranks third in the NFL in the category.

2018-19 NFL DEFENSIVE LEADERS: GAMES (2+ SACKS)

Player	Tot
1. Aaron Donald	8
2. Cameron Jordan	7
3. Myles Garrett	6

Among Browns players, Garrett posted two-plus sacks on eight occasions in his career to take the franchise's best total in a player's first three career seasons.

**ALL-TIME BROWNS DEFENSIVE LEADERS:
GAMES 2+ SACKS IN FIRST THREE YEARS**

Player	Year(s)	Tot
1. Myles Garrett	2017-19	8
2. Michael Dean Perry	1988-90	5
3. Reggie Camp	1984-85	4

A FORCEFUL PRESENCE

With five career forced fumbles, Garrett ranks fifth in Browns history by a player in his first three seasons and tied for third by a Brown in his first 34 games.

ALL-TIME BROWNS DEFENSIVE LEADERS: FF (FIRST THREE YEARS)

Player	Years	Tot
1. Jabaal Sheard	2011-13	7
2t. Wali Rainer	1999-2001	6
2t. Kamerion Wimbley	2006-08	6
2t. Mark Word	2002-03	6
5t. Myles Garrett	2017-19	5
5t. Joe Schobert	2016-18	5
5t. Daylon McCutcheon	1999-2001	5
5t. T.J. Ward	2010-12	5

ALL-TIME BROWNS DEFENSIVE LEADERS: FF (FIRST 35 GAMES)

Player	Years	FF
1. Jabaal Sheard	2011-12	7
2. Mark Word	2002-03	6
3t. Myles Garrett	2017-19	5
3t. Kamerion Wimbley	2006-07	5
3t. T.J. Ward	2010-12	5

WHAT A WEEK(S)

Week 2 against the New York Jets, Garrett set a career high with three sacks. It marked his seventh career multi-sack game. In three career games against the Jets, Garret has recorded seven sacks. He also became the first Browns player to record multiple sacks in back-to-back games since LB Jamir Miller in 2001 and the first Browns player to record three sacks in a game since LB Paul Kruger on Oct. 26, 2014.

Garrett's 10 sacks this season are also the most by a Brown through the first nine weeks of a season.

**ALL-TIME NFL DEFENSIVE LEADERS:
SACKS IN FIRST NINE WEEKS OF A SEASON (ACTIVE)**

Player	Year	Sacks
1. Justin Houston	2014	12
2. Danielle Hunter	2018	11.5
3t. Calais Campbell	2017	11
3t. Justin Houston	2013	11
5t. Shaquil Barrett	2019	10.5
5t. Clay Matthews	2010	10.5
5t. Demarcus Lawrence	2017	10.5
8t. Myles Garrett	2019	10
8t. Four Others		10

**ALL-TIME BROWNS DEFENSIVE LEADERS:
SACKS IN FIRST NINE WEEKS OF A SEASON**

Player	Year	Sacks
1. Myles Garrett	2019	10
2. Myles Garrett	2018	9
3t. Michael Dean Perry	1990	7
3t. Reggie Camp	1984	7
3t. Jamir Miller	2001	7
3t. Anthony Pleasant	1995	7

Additionally, Garrett led all AFC players with his six sacks in the month of September, while the total was also the most by a Browns player in any month of a season in history.

The total also ranks tied for sixth among all active players in the month of September in a given year. His 10.5 in the month since entering the league rank tied for fourth since that time.

ALL-TIME NFL DEFENSIVE LEADERS: SACKS IN SEPTEMBER (ACTIVE)

Player	Year	Sacks
1. Shaquil Barrett	2019	9
2. Justin Houston	2013	7.5
3. Clay Matthews	2012	7
4t. Demarcus Lawrence	2017	6.5
4t. J.J. Watt	2012	6.5
6t. Myles Garrett	2019	6
6t. Clay Matthews	2010	6

2017-19 NFL DEFENSIVE LEADERS: SACKS IN SEPTEMBER

Player	Sacks
1. Demarcus Lawrence	14.5
2. Khalil Mack	11.5
3. Shaquil Barrett	11
4t. Myles Garrett	10.5
4t. Calais Campbell	10.5



6 | QB BAKER MAYFIELD

TOSSING A STREAK

Mayfield became the first Browns QB since Bernie Kosar (1986-87) to throw for at least one touchdown in 18 consecutive games. He threw at least one touchdown pass in each of his first 17 career starts and joined Pro Football Hall of Famer Kurt Warner (1999) as the only QBs in the Super Bowl era with a touchdown pass in each of his first 17 career starts (longest active streak).

**MOST CONSECUTIVE STARTS WITH
A TOUCHDOWN PASS TO BEGIN AN NFL CAREER**

Player	Years	Tot
1. Kurt Warner	1999-2000	23
2. Baker Mayfield	2018-19	17
3. Brad Johnson	1996-97	15

**ALL-TIME BROWNS PASSING LEADERS:
MOST CONSECUTIVE GAMES WITH A TOUCHDOWN PASS**

Player	Years	Tot
1. Frank Ryan	1965-67	23
2t. Baker Mayfield	2018-19	18
2t. Milt Plum	1959-61	18
4. Bernie Kosar	1986-87	17
5. Bill Nelsen	1969-70	14

ON THE MONEY

In the third quarter of Week 2, Mayfield connected with Beckham Jr. for an 89-yard touchdown. It was the fourth-longest pass play in Browns history and the team's longest since QB Brandon Weeden connected with WR Josh Gordon for 95 yards on Dec. 1, 2013.

Additionally, it tied Vinny Testaverde for the longest pass completed by a No. 1 overall pick (ninth) and was the sixth-longest touchdown pass completed by a No. 1 overall pick in history.

X2

Dating back to last season, Mayfield is 10th in Browns history in games with at least two touchdown passes.

ALL-TIME BROWNS PASSING LEADERS: GAMES WITH 2+ TD PASSES

Player	Tot
1. Brian Sipe	42
2. Frank Ryan	40
3. Bernie Kosar	37
4. Otto Graham	26
5. Tim Couch	20
6. Bill Nelsen	19
7. Milt Plum	18
8. Vinny Testaverde	15
9. Derek Anderson	14
10. Baker Mayfield	9

ALL-TIME BROWNS PASSING LEADERS: GAMES WITH 2+ TD PASSES IN FIRST TWO YEARS

Player	Tot
1. Derek Anderson	12
2. Baker Mayfield	9
3. Brandon Weeden	7
4t. Tim Couch	6
4t. Bernie Kosar	6

THROUGH EIGHT

Through the first eight games of the season, Mayfield's 1,963 passing yards are seventh in that span by a Browns QB.

ALL-TIME BROWNS PASSING LEADERS: YDS THROUGH THE FIRST SEVEN GAMES OF A SEASON

Player	Year	Yds
1. Brian Sipe	1981	2,230
2. Brian Sipe	1980	2,161
3. Brian Sipe	1983	2,124
4. Derek Anderson	2007	2,108
5. Paul McDonald	1984	2,057
6. Brian Hoyer	2014	2,014
7. Baker Mayfield	2019	1,963
8. Brian Sipe	1979	1,932
9. Brandon Weeden	2012	1,912
10. Otto Graham	1952	1,908

2019 AWARDS AND HONORS

RB NICK CHUBB

- AFC Offensive Player of the Week (Week 4)
- FedEx Ground Player of the Week (Week 4)

GM JOHN DORSEY

- 2019 Salute to Service Team Nominee

P JAMIE GILLAN

- AFC Special Teams Player of the Week (Week 2)
- AFC Special Teams Player of the Month (September)

LB MACK WILSON

- Maurice Bassett Award (most outstanding rookie in training camp as voted by local media)



23 | S DAMARIOUS RANDALL

TRIPLE THREAT

Entering his fifth year, S Damarious Randall has recorded at least three interceptions in each of his first four NFL seasons, making him just one of four active players to have done so.

**ALL-TIME NFL DEFENSIVE LEADERS:
3+ INT IN FIRST 4 SEASONS (ACTIVE)**

Player	Years
Damarious Randall	2015-18
Leon Hall	2007-10
Richard Sherman	2011-14
Marcus Peters	2015-18

Additionally, Randall and Peters are the only current players to have three or more interceptions a season from 2015-18. He also tied for the second-most seasons since 2015 (two) with four-plus interceptions.

**ALL-TIME NFL DEFENSIVE LEADERS:
3+ INT IN FIRST 5 SEASONS (ACTIVE)**

Player	No
1. Marcus Peters	5
2t. Damarious Randall	4
2t. Joe Haden	4
2t. Dominique Rodgers-Cromartie	4
2t. Richard Sherman	4
2t. Tramon Williams	4

2015-19 NFL DEFENSIVE LEADERS: INT (ACTIVE)

	Player	G	Int
1.	Marcus Peters	68	25
2t.	Reggie Nelson	59	16
2t.	Darius Slay	65	16
4t.	Stephon Gilmore	64	15
4t.	Kevin Byard	56	15
4t.	Trumaine Johnson	61	15
4t.	Ha Ha Clinton-Dix	71	15
4t.	Janoris Jenkins	63	15
9t.	Damarious Randall	58	14
9t.	Kyle Fuller	56	14
9t.	Micah Hyde	70	14
9t.	Duron Harmon	73	14
9t.	Earl Thomas	53	14

QUICK TO PICK

With 14 career interceptions in 49 career starts, Randall ranks tied for No. 2 in picks among active players who have started 48 or fewer career contests.

NFL DEFENSIVE LEADERS: INT IN 49 OR FEWER STARTS (ACTIVE)

	Player	GS	Int
1.	Duron Harmon	23	17
2.	Kevin Byard	47	15
3.	Damarious Randall	49	14

BROWNS ONLINE MEDIA CENTER


The Browns PR staff invites media members to utilize the newly launched Browns Media Center available at browns.lrmg.com.

The online media center is designed to better assist media in their coverage of the Browns. Materials provided by the Browns PR Department on the site include the media schedule, training camp information, transcripts and press releases, feature clips, roster and bios, transactions, press conferences, a photo portal, media request/question link, Browns community information, artwork/logo pack, credential request link, twitter feed and 2019 game-by-game informational breakdown (each week's game release, depth chart, flip card, injury report, game summary, game notes and postgame quotes).

Additionally, there is an archive for information from past seasons.

All information is available to view, download and print on the site and is available via desktop or mobile platform. We encourage you to bookmark the page and familiarize yourself with its benefits.

If you have any questions, please contact a member of the Browns PR staff.



53 | LB JOE SCHOBERT

SCHO OFF

Since 2017, LB Joe Schobert has been one of the NFL's toughest defenders to get past, totaling 322 tackles (fourth).

2017-19 NFL DEFENSIVE LEADERS: TOT TACKLES

Player	Tot
1. Blake Martinez	381
2. Bobby Wagner	357
3. Luke Kuechly	333
4. Joe Schobert	322
5. Demario Davis	297
6. Eric Kendricks	294
7. Tahir Whitehead	293
8. Lavonte David	282
9. Landon Collins	274
10t. Anthony Hitchens	264
10t. Wesley Woodyard	264

This season, Schobert's 77 total tackles place him seventh in the league. Also, in Week 4, he tied for the most tackles (16) in a game by a Browns player since Christian Kirksey in 2017.

2019 NFL DEFENSIVE LEADERS: TOT TACKLES

Player	Tot
1. Blake Martinez	95
2. Jordan Hicks	90
3. Bobby Wagner	86
4. Landon Collins	79
5t. Luke Kuechly	78
5t. K.J. Wright	78
7. Joe Schobert	77
8. Budda Baker	76
9. Rashaan Evans	75
10. Eric Kendricks	73

Schobert, Blake Martinez, Bobby Wagner and Landon Collins are currently the only 2019 players in the NFL to have at least 75 total tackles, a sack and a forced fumble.

NOT YOUR AVERAGE JOE

Through the first four years of a Browns player's career, Schobert already ranks fourth with 338 total tackles. Additionally, his seven forced fumbles are tied for first, while his 12 passes defended (third) and his 7.5 sacks (tied for seventh) are both top-10 marks by a Browns linebacker in the same category.

ALL-TIME BROWNS DEFENSIVE LEADERS: TOT TACKLES IN FIRST FOUR YEARS

Player	Tot
1. Christian Kirksey	409
2. D'Qwell Jackson	400
3. Andra Davis	360
4. Joe Schobert	338
5. T.J. Ward	323

ALL-TIME BROWNS DEFENSIVE LEADERS: FF IN FIRST FOUR YEARS

Player	Tot
1t. Joe Schobert	7
1t. Courtney Brown	7
1t. Kamerion Wimbley	7
1t. Jabaal Sheard	7
5t. Myles Garrett (third year)	5
5t. Daylon McCutcheon	5
5t. T.J. Ward	5
5t. Kaluka Maiava	5
5t. Wali Rainer	5

ALL-TIME BROWNS DEFENSIVE LEADERS: PD IN FIRST FOUR YEARS (LB)

Player	Tot
1. Andra Davis	19
2. Craig Robertson	15
3. Joe Schobert	12
4t. Christian Kirksey	11
4t. Barkevious Mingo	11
4t. D'Qwell Jackson	11

ALL-TIME BROWNS DEFENSIVE LEADERS: SACKS IN FIRST FOUR YEARS (LB)

Player	Tot
1. Kamerion Wimbley	26.5
2. Chip Banks	23
3. Christian Kirksey	11.5
4. Marcus Benard	11
5. Chaun Thompson	9.5
6. David Grayson	8
7t. Joe Schobert	7.5
7t. Andra Davis	7.5
7t. Jabaal Sheard	7.5
10. Barkevious Mingo	7

Schobert is currently the only player in NFL with 300-plus tackles (318) and five-plus forced fumbles (six) since 2017.

HAMMER TIME

Rookie P Jamie Gillan ranks top five in the NFL in punts inside the 20 (18).

2019 NFL PUNTING LEADERS: I20

	Player	I20
1.	Brett Kern	26
2.	Jake Bailey	21
3t.	Colby Wadman	19
3t.	Thomas Morstead	19
5.	Jamie Gillan	18
6t.	J.K. Scott	17
6t.	Lac Edwards	17
6t.	Tress Way	17
9t.	Michael Palardy	16
9t.	Corey Bojorquez	16

HE GETS A KICK OUT OF IT

Rookie K Austin Seibert has connected on all 14 of his field goal attempts in 2019 and is the only rookie to not have missed a field goal on the year. His perfect field goal percentage ties for first in the league this season.


2019 NFL FIELD GOAL LEADERS: FG PCT

	Player	FGM	FGA	Pct
1t.	Austin Seibert	14	14	100.0
1t.	Josh Lambo	22	22	100.0
1t.	Justin Tucker	17	17	100.0
1t.	Jake Elliott	12	12	100.0
1t.	Cody Parkey	3	3	100.0

2019 NFL FIELD GOAL LEADERS: FG PCT (ROOKIE)

	Player	FGM	FGA	Pct
1.	Austin Seibert	14	14	100.0
2.	Matt Gay	16	19	84.2
3.	Joey Slye	15	21	71.4

Additionally, Seibert set a Browns rookie record with four field goals at Denver in Week 9. He connected on attempts of 27, 30, 30 and 39 yards.



HC | FREDDIE KITCHENS

Freddie Kitchens initially joined the Browns as running backs/associate head coach on Jan. 24, 2018. He was promoted to offensive coordinator on Oct. 29, 2018 and named head coach on Jan. 9, 2019.

An assistant coach for 20 years on the college and professional levels prior to being named the Browns' 17th full-time head coach, Kitchens had the opportunity to learn and coach with some of the best to coach the game of football. Kitchens was a graduate assistant at LSU in 2000 under head coach Nick Saban and later broke into the NFL with the Dallas Cowboys in 2006 under Pro Football Hall of Fame head coach Bill Parcells. Kitchens was one of six assistants on that 2006 Cowboys staff who went on to become an NFL head coach (Anthony Lynn, Todd Haley, Tony Sparano, Mike Zimmer and Todd Bowles).

A firm believer that football is more than just X's and O's, Kitchens' core beliefs are about trust, respect and the team over any individual. Kitchens used this philosophy when building his first coaching staff. He wanted a cohesive unit that bases everything on one thing - winning football games. He hired former head coach Steve Wilks as defensive coordinator, offensive guru Todd Monken as offensive coordinator, veteran special teams coach Mike Priefer as special teams coordinator and seasoned offensive line coach James Campen as offensive line/associate head coach.

In 2018, Kitchens took over as Browns' offensive coordinator following Week 9 and helped the team to a dramatic turnaround. During the second half of the season, the Browns finished among the league leaders in several categories including yards per game (fourth with 395.1), passing touchdowns (tied for fourth with 19) and total touchdowns (tied for sixth with 25). Cleveland surrendered just five sacks during the second half of the season - by far the lowest of any team in the league - compared to 33 in the first half. The Browns also scored touchdowns on 19 of 24 trips to the red zone en route to posting a 5-3 record over the final eight weeks.

Kitchens played a key role in the development of several rookies, including QB Baker Mayfield. The No. 1 overall pick set an NFL rookie record with 27 touchdown passes and finished sixth in NFL rookie passing yards with 3,725, despite starting just 13 games. On the ground, RB Nick Chubb set a Browns rookie record with 996 yards, including recording the longest rush in Browns history and the second-longest run by rookie in NFL history (92 yards vs. Atlanta on Nov. 11). In addition, G Joel Bitonio was selected to his first career Pro Bowl and WR Jarvis Landry was named to his fourth Pro Bowl.

Prior to the Browns, Kitchens spent 11 seasons with the Arizona Cardinals. He spent 2017 as running backs coach. He was also quarterbacks coach for four years (2013-16) and tight ends coach for six seasons (2007-12).

In 2017, Arizona acquired Adrian Peterson during a midseason trade. Peterson, who ranks 12th on the NFL all-time rushing list, led the Cardinals in rushing yards despite playing just six games.

“Benjamin E. Mays had a quote, ‘those who start behind in the game of life must run faster to catch up.’ I have been running fast my whole life. I think that is going to carry over into this program. I think the program of the football team, the product that you put on the field, is in direct correlation of how the coach is. That is the way I have been my whole life.”

- FREDDIE KITCHENS INTRODUCTORY PRESS CONFERENCE, JAN. 14, 2019

During his time as quarterbacks coach, Kitchens helped Carson Palmer establish multiple single-season team records, including passing yards (4,671), touchdown passes (35) and passer rating (104.6). Palmer also became the only player in Cardinals history to throw for 4,000 yards in multiple seasons (2013, 2015-16). In 2015, the Cardinals had the top-ranked offense in the NFL for the first time in team history and set numerous single-season team records including points (489), touchdowns (59), touchdown passes (35), total net yards (6,533) and first downs (373).

In his final season as tight ends coach, Rob Housler recorded 42 receptions, the third-highest figure by a tight end in Cardinals history. In 2007, Arizona finished tied for fourth in the league with 32 passing touchdowns with eight coming from the tight end group.

Kitchens began his NFL coaching career in 2006 as the tight ends coach with the Dallas Cowboys. In 2006, Kitchens worked with Jason Witten, who was selected to the Pro Bowl.

Prior to the NFL, Kitchens spent seven years coaching on the college level with stops at Mississippi State (2004-05), North Texas (2001-03), Louisiana State (2000) and Glenville State (1999).

A three-year starter at quarterback for the University of Alabama (1995-97), Kitchens finished his playing career with 4,668 yards and 30 touchdown passes for the Crimson Tide. He finished his collegiate career ranked third in school history in career attempts, fourth in career passing yards and fifth in career completions. Kitchens also played baseball at Alabama his freshman and senior seasons, but a pectoral injury forced him to miss his sophomore and junior campaigns.

Kitchens returned to Alabama in April 2019 for a coaching clinic hosted by Nick Saban. As one of the featured speakers, Kitchens stressed that everyone has five choices in life - be bad at what you do, be average, be good, be excellent or be elite. He emphasized if you want to be excellent or elite, you have to have commitment, drive, focus and the passion to do things at a high level and hold yourself to a high standard.

A native of Gadsden, Ala., Kitchens earned high school All-America honors and was named Mr. Football in the state of Alabama his senior season.

Kitchens and his wife, Ginger, have two daughters, Bennett and Camden.



KITCHENS' BACKGROUND

1999	Glenville State College, offensive assistant
2000	Louisiana State University, graduate assistant
2001-03	North Texas University, running backs coach
2004	Mississippi State University, tight ends coach
2005	Mississippi State University, running backs coach
2006	Dallas Cowboys, tight ends coach
2007-12	Arizona Cardinals, tight ends coach
2013-16	Arizona Cardinals, quarterbacks coach
2017	Arizona Cardinals, running backs coach
2018	Cleveland Browns, running backs coach/associate head coach (first eight games)/ offensive coordinator (final eight games)
2019-	Cleveland Browns, head coach

THE KITCHEN STAFF

Steve Wilks (defensive coordinator); **Todd Monken** (offensive coordinator); **Mike Priefer** (special teams coordinator); **James Campen** (offensive line/associate head coach); **Al Holcomb** (run game coordinator/linebackers); **Stump Mitchell** (run game coordinator/running backs); **Joe Whitt** (pass game coordinator/secondary); **Jeff Blasko** (assistant offensive line); **Josh Christovich** (strength and conditioning assistant); **Doug Colman** (assistant special teams); **Jim Dray** (offensive quality control coach); **Alonso Escalante** (defensive quality control); **Monty Gibson** (strength and conditioning assistant); **Adam Henry** (wide receivers); **Ryan Hollern** (assistant to the head coach); **Larry Jackson** (head of strength and conditioning); **Chris Jones** (senior defensive assistant); **Dale Jones** (strength and conditioning assistant); **John Lilly** (tight ends); **Ryan Lindley** (quarterbacks); **Evan Marcus** (strength and conditioning coordinator); **Tosh Lupoi** (defensive line); **John Parrella** (assistant defensive line); **Tyler Tettleton** (offensive quality control coach); **DeWayne Walker** (defensive backs); **Jody Wright** (offensive assistant)

ALPHABETICAL ROSTER AS OF 11/5/2019

NO	NAME	POS	HT	WT	DOB	AGE	EXP	COLLEGE	HOMETOWN	HOW ACQ	GP/GS/DNP/IA
91	Ankou, Eli	DT	6-3	325	6/8/94	25	3	UCLA	Orleans, Ontario	FA - '19	1/0/0/1
13	Beckham Jr., Odell	WR	5-11	198	11/5/92	27	6	Louisiana State	New Orleans, La.	Tr. (NYG) - '19	8/8/0/0
75	Bitonio, Joel	G	6-4	320	10/11/91	28	6	Nevada	Long Beach, Calif.	D2 - '14	8/8/0/0
86	Brown, Pharaoh	TE	6-6	258	5/4/94	25	2	Oregon	Lyndhurst, Ohio	FA - '18	7/5/0/1
42	Burnett, Morgan	S	6-1	210	1/13/89	30	10	Georgia Tech	College Park, Ga.	FA - '19	6/6/0/2
31	Burriss, Justin	S	6-0	212	8/4/93	26	4	North Carolina State	Raleigh, N.C.	W. (Oak.) - '19	6/3/0/1*
11	Callaway, Antonio	WR	5-11	200	1/9/97	22	2	Florida	Miami, Fla.	D4 - '18	4/2/0/0
89	Carlson, Stephen	TE	6-4	240	12/12/96	22	R	Princeton	Jamestown, N.Y.	FA - '19	1/1/0/0
38	Carrie, T.J.	CB	6-0	204	7/28/90	29	6	Ohio	Antioch, Calif.	UFA (Oak.) - '18	8/4/0/0
24	Chubb, Nick	RB	5-11	227	12/27/95	23	2	Georgia	Cedartown, Ga.	D2b - '18	8/8/0/0
55	Davis, Tae	LB	6-1	224	8/14/96	23	2	Chattanooga	Oxford, Ala.	W. (NYG) - '19	5/1/0/4*
95	Garrett, Myles	DE	6-4	272	12/29/95	23	3	Texas A&M	Arlington, Texas	D1a - '17	8/8/0/0
3	Gilbert, Garrett	QB	6-4	230	7/1/91	28	2	SMU	Austin, Texas	FA - '19	1/0/6/1
7	Gillan, Jamie	P	6-1	207	7/4/97	22	R	Arkansas Pine-Bluff	Leonardtown, Md.	FA - '19	8/0/0/0
88	Harris, Demetrius	TE	6-7	230	7/29/91	28	6	Miwaukee	Jacksonville, Ark.	UFA (K.C.) - '19	8/2/0/0
81	Higgins, Rashard	WR	6-1	198	10/7/94	25	4	Colorado State	Dallas, Texas	D5c - '16	3/1/1/4
25	Hilliard, Dontrell	RB	5-11	202	2/26/95	24	2	Tulane	Baton Rouge, La.	FA - '18	7/0/0/1
12	Hodge, KhaDarel	WR	6-2	205	1/3/95	24	2	Prairie View A&M	D'Lo, Miss.	W. (LAR) - '19	8/0/0/0
74	Hubbard, Chris	T	6-4	295	4/23/91	28	6	UAB	Columbus, Ga.	UFA (Pit.) - '18	7/7/0/1
47	Hughlett, Charley	LS	6-4	248	5/16/90	29	5	Central Florida	Tampa, Fla.	FA - '14	8/0/0/0
27	Hunt, Kareem	RB	5-11	216	8/6/95	24	3	Toledo	Willoughby, Ohio	FA - '19	0/0/0/0
34	Jackson, Robert	CB	6-2	207	12/8/93	25	1	UNLV	Fort Myers, Fla.	FA - '19	5/0/0/1
40	Jefferson, Malik	LB	6-2	240	11/15/96	22	2	Texas	Mesquite, Texas	W. (Cin.) - '19	8/0/0/0
30	Johnson, D'Ernest	RB	5-10	208	2/27/96	23	1	South Florida	Immokalee, Fla.	FA - '19	8/0/0/0
72	Kush, Eric	G	6-4	317	9/9/89	30	7	California (Pa.)	Bridgeville, Pa.	UFA (Chi.) - '19	8/7/0/0
70	Lamm, Kendall	T	6-5	310	6/5/92	27	5	Appalachian State	Charlotte, N.C.	UFA (Hou.) - '19	1/0/0/7
80	Landry, Jarvis	WR	5-11	196	11/28/92	26	6	Louisiana State	Metairie, La.	Tr. (Mia.) - '18	8/8/0/0
99	Lawrence, Devaroe	DT	6-2	295	10/13/92	27	1	Auburn	Greenville, S.C.	FA - '19	8/0/0/0
6	Mayfield, Baker	QB	6-1	215	4/14/95	24	2	Oklahoma	Austin, Texas	D1a - '18	8/8/0/0
67	McCray, Justin	G	6-3	315	5/31/92	27	3	Central Florida	Miami, Fla.	Tr. (G.B.) - '19	7/2/1/0
39	Mitchell, Terrance	CB	5-11	191	5/17/92	27	6	Oregon	Sacramento, Calif.	UFA (K.C.) - '18	7/4/1/0
22	Murray, Eric	S	5-11	199	1/7/94	25	4	Minnesota	Riverside, Wis.	Tr. (K.C.) - '19	7/3/0/1
65	Ogunjobi, Larry	DT	6-3	305	6/3/94	25	3	Charlotte	Greensboro, N.C.	D3 - '17	8/8/0/0
23	Randall, Damarious	S	5-11	196	8/29/92	27	5	Arizona State	Pensacola, Fla.	Tr. (G.B.) - '18	4/4/0/4
18	Ratley, Damion	WR	6-2	200	4/16/95	24	2	Texas A&M	Yoakum, Texas	D6a - '18	5/2/0/3
29	Redwine, Sheldrick	S	6-0	196	11/6/96	23	R	Miami (Fla.)	Miami, Fla.	D4 - '19	4/0/1/3
98	Richardson, Sheldon	DT	6-3	294	11/29/90	28	7	Missouri	St. Louis, Mo.	UFA (Min.) - '19	8/8/0/0
78	Robinson, Greg	T	6-5	330	10/21/92	27	6	Auburn	Thibodaux, La.	FA - '18	8/7/0/0
53	Schobert, Joe	LB	6-1	245	11/6/93	26	4	Wisconsin	Waukesha, Wis.	D4a - '16	8/8/0/0
83	Seals-Jones, Ricky	TE	6-5	243	3/15/95	24	3	Texas A&M	Sealy, Texas	W. (Arz.) - '19	7/1/0/1
4	Seibert, Austin	K	5-9	211	11/15/96	22	R	Oklahoma	Belleville, Ill.	D5b - '19	8/0/0/0
50	Smith, Chris	DE	6-1	266	2/11/92	27	6	Arkansas	Mount Ulla, N.C.	UFA (Cin.) - '18	6/0/1/1
44	Takitaki, Sione	LB	6-1	238	6/8/95	24	R	Brigham Young	Fontana, Calif.	D3 - '19	7/0/0/1
57	Taylor, Adarius	LB	6-0	230	9/21/90	29	6	Florida Atlantic	Bartow, Fla.	UFA (T.B.) - '19	7/0/0/1
10	Taylor, Taywan	WR	5-11	205	3/2/95	24	3	Western Kentucky	Louisville, Ky.	Tr. (Ten.) - '19	3/1/0/5
77	Teller, Wyatt	G	6-4	315	11/21/94	24	2	Virginia Tech	Bealeton, Va.	Tr. (Buf.) - '19	7/1/0/1
92	Thomas, Chad	DE	6-5	278	10/12/95	24	2	Miami (Fla.)	Miami, Fla.	D3 - '18	8/0/0/0
20	Thomas, Tavierre	CB	5-10	205	3/11/96	23	2	Ferris State	Detroit, Mich.	W. (Arz.) - '18	8/0/0/0
26	Williams, Greedy	CB	6-2	185	12/3/97	21	R	Louisiana State	Shreveport, La.	D2 - '19	4/4/0/4
64	Tretter, JC	C	6-4	307	2/12/91	28	7	Cornell	Akron, N.Y.	UFA (G.B.) - '17	8/8/0/0
54	Vernon, Olivier	DE	6-2	262	10/7/90	29	8	Miami (Fla.)	Miami, Fla.	Tr. (NYG) - '19	8/8/0/0
21	Ward, Denzel	CB	5-11	190	4/28/97	22	2	Ohio State	Macedonia, Ohio	D1b - '18	4/4/0/4
51	Wilson, Mack	LB	6-1	233	2/14/98	21	R	Alabama	Montgomery, Ala.	D5a - '19	8/6/0/0

Reserve/Injured (8):

96	Ekuale, Daniel (calf, 11/1)	DT	6-3	300	1/13/94	25	1	Washington State	Pago Pago, American Samoa	FA - '19	7/0/0/0
77	Falemaka, Lo (shoulder, 7/28)	C	6-5	303	11/30/94	24	R	Utah	West Valley City, Utah	FA - '19	0/0/0/0
79	Forbes, Drew (knee, 9/2)^	T	6-5	308	1/18/97	22	R	Southeast Missouri State	Bonne Terre, Mo.	D6 - '19	0/0/0/0
56	Harvey, Willie (shoulder, 10/4)	LB	5-11	230	1/9/96	23	R	Iowa State	Hastings, Fla.	FA - '19	2/0/0/0
58	Kirksey, Christian (chest, 9/21)	LB	6-2	235	8/31/92	27	6	Iowa	St. Louis, Mo.	D3a - '14	2/2/0/0
15	Montgomery, D.J. (hamstring, 8/21)	WR	6-1	201	11/17/96	22	R	Austin Peay	Durant, Miss.	FA - '19	0/0/0/0
85	Njoku, David (wrist, 9/20)	TE	6-4	246	7/10/96	23	3	Miami (Fla.)	Cedar Grove, N.J.	D1c - '17	2/1/0/0
5	Stanton, Drew (knee, 9/16)	QB	6-3	226	5/7/84	35	13	Michigan State	Farmington Hills, Mich.	UFA (Arz.) - '18	0/0/1/0

Practice Squad (11):

90	Bryant, Brandin	DT	6-3	294	9/16/93	26	1	Florida Atlantic	Omaha, Neb.	FA - '19	0/0/0/0
2	Dungey, Eric	QB	6-3	227	6/12/96	23	R	Syracuse	Lake Oswego, Ore.	FA - '19	0/0/0/0
17	Gibson, Shelton	WR	5-11	191	3/20/95	24	2	West Virginia	Cleveland, Ohio	FA - '19	0/0/0/0
66	Wright, Willie	C	6-3	300	2/25/96	23	R	Tulsa	Houston, Texas	FA - '19	0/0/0/0
71	Gossett, Colby	G	6-5	330	6/23/95	24	1	Appalachian State	Cumming, Ga.	FA - '19	0/0/0/0
97	Gustin, Porter	DE	6-5	257	2/8/97	22	R	Southern California	Elk Ridge, Utah	FA - '19	0/0/0/0
49	Hassell, J.T.	S	5-11	200	8/14/95	24	R	Florida Tech	Titusville, Fla.	FA - '19	0/0/0/0
37	Lewis Jr., Donnie	CB	6-0	190	7/21/96	23	R	Tulane	Baton Rouge, La.	D7 - '19	0/0/0/0
41	Meander, Montrel	LB	6-2	215	9/20/94	25	1	Grambling State	Amarillo, Texas	FA - '19	0/0/0/0
62	Pridgeon, Malcolm	G	6-6	331	1/20/95	24	R	Ohio State	Central Islip, N.Y.	FA - '19	0/0/0/0
33	Sankoh, Tigie#	S	5-11	214	11/4/97	22	1	Greenwich	London, England	FA - '19	0/0/0/0

Practice Squad/Injured (1):

84	Willies, Derrick (knee, 10/11)	WR	6-4	207	10/17/94	25	2	Texas Tech	San Bernadino, Calif.	FA - '19	0/0/0/0
----	--------------------------------	----	-----	-----	----------	----	---	------------	-----------------------	----------	---------

Member of NFL's International Player Development program and does not count against roster limit.

*Burriss was 0/0/0/1 with Oakland, Davis was 4/1/0/4 with the Giants.

^ designated for return

NUMERICAL ROSTER AS OF 11/5/2019

NO	NAME	POS	HT	WT	DOB	AGE	EXP	COLLEGE	HOMETOWN	HOW ACQ	GP/GS/DNP/IA
3	Garrett Gilbert	QB	6-4	230	7/1/91	28	2	SMU	Austin, Texas	FA - '19	1/0/6/1
4	Austin Seibert	K	5-9	211	11/15/96	22	R	Oklahoma	Belleville, Ill.	D5b - '19	8/0/0/0
6	Baker Mayfield	QB	6-1	215	4/14/95	24	2	Oklahoma	Austin, Texas	D1a - '18	8/8/0/0
7	Jamie Gillan	P	6-1	207	7/4/97	22	R	Arkansas Pine-Bluff	Leonardtown, Md.	FA - '19	8/0/0/0
10	Taywan Taylor	WR	5-11	205	3/2/95	24	3	Western Kentucky	Louisville, Ky.	Tr. (Ten.) - '19	3/1/0/5
11	Antonio Callaway	WR	5-11	200	1/9/97	22	2	Florida	Miami, Fla.	D4 - '18	4/2/0/0
12	KhaDarel Hodge	WR	6-2	205	1/3/95	24	2	Prairie View A&M	D'Lo, Miss.	W. (LAR) - '19	8/0/0/0
13	Odell Beckham Jr.	WR	5-11	198	11/5/92	27	6	Louisiana State	New Orleans, La.	Tr. (NYG) - '19	8/8/0/0
18	Damion Ratley	WR	6-2	200	4/16/95	24	2	Texas A&M	Yoakum, Texas	D6a - '18	5/2/0/3
20	Tavierre Thomas	CB	5-10	205	3/11/96	23	2	Ferris State	Detroit, Mich.	W. (Arz.) - '18	8/0/0/0
21	Denzel Ward	CB	5-11	190	4/28/97	22	2	Ohio State	Macedonia, Ohio	D1b - '18	4/4/0/4
22	Eric Murray	S	5-11	199	1/7/94	25	4	Minnesota	Riverside, Wis.	Tr. (K.C.) - '19	7/3/0/1
23	Damarious Randall	S	5-11	196	8/29/92	27	5	Arizona State	Pensacola, Fla.	Tr. (G.B.) - '18	4/4/0/4
24	Nick Chubb	RB	5-11	227	12/27/95	23	2	Georgia	Cedartown, Ga.	D2b - '18	8/8/0/0
25	Dontrell Hilliard	RB	5-11	202	2/26/95	24	2	Tulane	Baton Rouge, La.	FA - '18	7/0/0/1
26	Greedy Williams	CB	6-2	185	12/3/97	21	R	Louisiana State	Shreveport, La.	D2 - '19	4/4/0/4
27	Kareem Hunt	RB	5-11	216	8/6/95	24	3	Toledo	Willoughby, Ohio	FA - '19	0/0/0/0
29	Sheldrick Redwine	S	6-0	196	11/6/96	23	R	Miami (Fla.)	Miami, Fla.	D4 - '19	4/0/1/3
30	D'Ernest Johnson	RB	5-10	208	2/27/96	23	1	South Florida	Immokalee, Fla.	FA - '19	8/0/0/0
31	Juston Burris	S	6-0	212	8/4/93	26	4	North Carolina State	Raleigh, N.C.	W. (Oak.) - '19	6/3/0/1*
34	Robert Jackson	CB	6-2	207	12/8/93	25	1	UNLV	Fort Myers, Fla.	FA - '19	5/0/0/1
38	T.J. Carrie	CB	6-0	204	7/28/90	29	6	Ohio	Antioch, Calif.	UFA (Oak.) - '18	8/5/0/0
39	Terrance Mitchell	CB	5-11	191	5/17/92	27	6	Oregon	Sacramento, Calif.	UFA (K.C.) - '18	7/4/1/0
40	Malik Jefferson	LB	6-2	240	11/15/96	22	2	Texas	Mesquite, Texas	W. (Cin.) - '19	8/0/0/0
42	Morgan Burnett	S	6-1	210	1/13/89	30	10	Georgia Tech	College Park, Ga.	FA - '19	6/6/0/2
44	Sione Takitaki	LB	6-1	238	6/8/95	24	R	Brigham Young	Fontana, Calif.	D3 - '19	7/0/0/1
47	Charley Hughlett	LS	6-4	248	5/16/90	29	5	Central Florida	Tampa, Fla.	FA - '14	8/0/0/0
50	Chris Smith	DE	6-1	266	2/11/92	27	6	Arkansas	Mount Ulla, N.C.	UFA (Cin.) - '18	6/0/1/1
51	Mack Wilson	LB	6-1	233	2/14/98	21	R	Alabama	Montgomery, Ala.	D5a - '19	8/6/0/0
53	Joe Schobert	LB	6-1	245	11/6/93	26	4	Wisconsin	Waukesha, Wis.	D4a - '16	8/8/0/0
54	Olivier Vernon	DE	6-2	262	10/7/90	29	8	Miami (Fla.)	Miami, Fla.	Tr. (NYG) - '19	8/8/0/0
55	Tae Davis	LB	6-1	224	8/14/96	23	2	Chattanooga	Oxford, Ala.	W. (NYG) - '19	5/1/0/4*
57	Adarius Taylor	LB	6-0	230	9/21/90	29	6	Florida Atlantic	Bartow, Fla.	UFA (T.B.) - '19	7/0/0/1
64	JC Tretter	C	6-4	307	2/12/91	28	7	Cornell	Akron, N.Y.	UFA (G.B.) - '17	8/8/0/0
65	Larry Ogunjobi	DT	6-3	305	6/3/94	25	3	Charlotte	Greensboro, N.C.	D3 - '17	8/8/0/0
67	Justin McCray	G	6-3	315	5/31/92	27	3	Central Florida	Miami, Fla.	Tr. (G.B.) - '19	7/2/1/0
70	Kendall Lamm	T	6-5	310	6/5/92	27	5	Appalachian State	Charlotte, N.C.	UFA (Hou.) - '19	1/0/0/7
72	Eric Kush	G	6-4	317	9/9/89	30	7	California (Pa.)	Bridgeville, Pa.	UFA (Chi.) - '19	8/7/0/0
74	Chris Hubbard	T	6-4	295	4/23/91	28	6	UAB	Columbus, Ga.	UFA (Pit.) - '18	7/7/0/1
75	Joel Bitonio	G	6-4	320	10/11/91	28	6	Nevada	Long Beach, Calif.	D2 - '14	8/8/0/0
77	Wyatt Teller	G	6-4	315	11/21/94	24	2	Virginia Tech	Bealeton, Va.	Tr. (Buf.) - '19	7/1/0/1
78	Greg Robinson	T	6-5	330	10/21/92	27	6	Auburn	Thibodaux, La.	FA - '18	8/7/0/0
80	Jarvis Landry	WR	5-11	196	11/28/92	26	6	Louisiana State	Metairie, La.	Tr. (Mia.) - '18	8/8/0/0
81	Rashard Higgins	WR	6-1	198	10/7/94	25	4	Colorado State	Dallas, Texas	D5c - '16	3/1/1/4
83	Ricky Seals-Jones	TE	6-5	243	3/15/95	24	3	Texas A&M	Sealy, Texas	W. (Arz.) - '19	7/1/0/1
86	Pharaoh Brown	TE	6-6	258	5/4/94	25	2	Oregon	Lyndhurst, Ohio	FA - '18	7/5/0/1
88	Demetrius Harris	TE	6-7	230	7/29/91	28	6	Miwaukeee	Jacksonville, Ark.	UFA (K.C.) - '19	8/2/0/0
89	Stephen Carlson	TE	6-4	240	12/12/96	22	R	Princeton	Jamestown, N.Y.	FA - '19	1/1/0/0
91	Eli Anku	DT	6-3	325	6/8/94	25	3	UCLA	Orleans, Ontario	FA - '19	1/0/0/1
92	Chad Thomas	DE	6-5	278	10/12/95	24	2	Miami (Fla.)	Miami, Fla.	D3 - '18	8/0/0/0
95	Myles Garrett	DE	6-4	272	12/29/95	23	3	Texas A&M	Arlington, Texas	D1a - '17	8/8/0/0
98	Sheldon Richardson	DT	6-3	294	11/29/90	28	7	Missouri	St. Louis, Mo.	UFA (Min.) - '19	8/8/0/0
99	Devaroe Lawrence	DT	6-2	295	10/13/92	27	1	Auburn	Greenville, S.C.	FA - '19	8/0/0/0

Reserve/Injured (8):

5	Drew Stanton (knee, 9/16)	QB	6-3	226	5/7/84	35	13	Michigan State	Farmington Hills, Mich.	UFA (Arz.) - '18	0/0/1/0
15	D.J. Montgomery (hamstring, 8/21)	WR	6-1	201	11/17/96	22	R	Austin Peay	Durant, Miss.	FA - '19	0/0/0/0
56	Willie Harvey (shoulder, 10/4)	LB	5-11	230	1/9/96	23	R	Iowa State	Hastings, Fla.	FA - '19	2/0/0/0
58	Christian Kirksey (chest, 9/21)	LB	6-2	235	8/31/92	27	6	Iowa	St. Louis, Mo.	D3a - '14	2/2/0/0
77	Lo Falemaka (shoulder, 7/28)	C	6-5	303	11/30/94	24	R	Utah	West Valley City, Utah	FA - '19	0/0/0/0
79	Drew Forbes (knee, 9/2)^	T	6-5	308	1/18/97	22	R	Southeast Missouri State	Bonne Terre, Mo.	D6 - '19	0/0/0/0
85	David Njoku (wrist, 9/20)	TE	6-4	246	7/10/96	23	3	Miami (Fla.)	Cedar Grove, N.J.	D1c - '17	2/1/0/0
96	Daniel Ekuale (groin, 11/1)	DT	6-3	300	1/13/94	25	1	Washington State	Pago Pago, American Samoa	FA - '19	7/0/0/0

Practice Squad (11):

2	Eric Dungey	QB	6-3	227	6/12/96	23	R	Syracuse	Lake Oswego, Ore.	FA - '19	0/0/0/0
17	Shelton Gibson	WR	5-11	191	3/20/95	24	2	West Virginia	Cleveland, Ohio	FA - '19	0/0/0/0
33	Tigie Sankoh#	S	5-11	214	11/4/97	22	1	Greenwich	London, England	FA - '19	0/0/0/0
37	Donnie Lewis Jr.	CB	6-0	190	7/21/96	23	R	Tulane	Baton Rouge, La.	D7 - '19	0/0/0/0
41	Montrel Meander	LB	6-2	215	9/20/94	25	1	Grambling State	Amarillo, Texas	FA - '19	0/0/0/0
49	J.T. Hassell	S	5-11	200	8/14/95	24	R	Florida Tech	Titusville, Fla.	FA - '19	0/0/0/0
66	Willie Wright	C	6-3	300	2/25/96	23	R	Tulsa	Houston, Texas	FA - '19	0/0/0/0
71	Colby Gossett	G	6-5	330	6/23/95	24	1	Appalachian State	Cumming, Ga.	FA - '19	0/0/0/0
41	Malcolm Pridgeon	G	6-6	331	1/20/95	24	R	Ohio State	Central Islip, N.Y.	FA - '19	0/0/0/0
90	Brandin Bryant	DT	6-3	294	9/16/93	26	1	Florida Atlantic	Omaha, Neb.	FA - '19	0/0/0/0
97	Porter Gustin	DE	6-5	257	2/8/97	22	R	Southern California	Elk Ridge, Utah	FA - '19	0/0/0/0

Practice Squad/Injured (1):

84	Derrick Willies (knee, 10/11)	WR	6-4	207	10/17/94	25	2	Texas Tech	San Bernadino, Calif.	FA - '19	0/0/0/0
----	-------------------------------	----	-----	-----	----------	----	---	------------	-----------------------	----------	---------

Member of NFL's International Player Development program and does not count against roster limit.

*Burris was 0/0/0/1 with Oakland, Davis was 4/1/0/4 with the Giants.

^ designated for return

ROSTER BY POSITION AS OF 11/5/2019

	<u>QUARTERBACKS (3)</u>	<u>POS</u>	<u>HT</u>	<u>WT</u>	<u>DOB</u>	<u>AGE</u>	<u>EXP</u>	<u>COLLEGE</u>	<u>HOMETOWN</u>	<u>HOW ACQ</u>
	3 Gilbert, Garrett	QB	6-4	230	7/1/91	28	2	SMU	Austin, Texas	FA - '19
	6 Mayfield, Baker	QB	6-1	215	4/14/95	24	2	Oklahoma	Austin, Texas	D1a - '18
*	5 Stanton, Drew	QB	6-3	226	5/7/84	35	13	Michigan State	Farmington Hills, Mich.	UFA (Arz.) - '18
	RUNNING BACKS (4)									
	24 Chubb, Nick	RB	5-11	227	12/27/95	23	2	Georgia	Cedartown, Ga.	D2b - '18
	25 Hilliard, Dontrell	RB	5-11	202	2/26/95	24	2	Tulane	Baton Rouge, La.	FA - '18
	27 Hunt, Kareem	RB	5-11	216	8/6/95	24	3	Toledo	Willoughby, Ohio	FA - '19
	30 Johnson, D'Ernest	RB	5-10	208	2/27/96	23	1	South Florida	Immokalee, Fla.	FA - '19
	WIDE RECEIVERS (8)									
	13 Beckham Jr., Odell	WR	5-11	198	11/5/92	27	6	Louisiana State	New Orleans, La.	Tr. (NYG) - '19
	11 Callaway, Antonio	WR	5-11	200	1/9/97	22	2	Florida	Miami, Fla.	D4 - '18
	81 Higgins, Rashard	WR	6-1	198	10/7/94	25	4	Colorado State	Dallas, Texas	D5c - '16
	12 Hodge, KhaDarel	WR	6-2	205	1/3/95	24	2	Prairie View A&M	D'Lo, Miss.	W. (LAR) - '19
	80 Landry, Jarvis	WR	5-11	196	11/28/92	26	6	Louisiana State	Metairie, La.	Tr. (Mia.) - '18
*	15 Montgomery, D.J.	WR	6-1	201	11/17/96	22	R	Austin Peay	Durant, Miss.	FA - '19
	18 Ratley, Damion	WR	6-2	200	4/16/95	24	2	Texas A&M	Yoakum, Texas	D6a - '18
	10 Taylor, Taywan	WR	5-11	205	3/2/95	24	3	Western Kentucky	Louisville, Ky.	Tr. (Ten.) - '19
	TIGHT ENDS (5)									
	86 Brown, Pharaoh	TE	6-6	258	5/4/94	25	2	Oregon	Lyndhurst, Ohio	FA - '18
	89 Carlson, Stephen	TE	6-4	240	12/12/96	22	R	Princeton	Jamestown, N.Y.	FA - '19
	88 Harris, Demetrius	TE	6-7	230	7/29/91	28	6	Miwaukee	Jacksonville, Ark.	UFA (K.C.) - '19
*	85 Njoku, David	TE	6-4	246	7/10/96	23	3	Miami (Fla.)	Cedar Grove, N.J.	D1c - '17
	83 Seals-Jones, Ricky	TE	6-5	243	3/15/95	24	3	Texas A&M	Sealy, Texas	W. (Arz.) - '19
	OFFENSIVE LINEMEN (10)									
	75 Bitonio, Joel	G	6-4	320	10/11/91	28	6	Nevada	Long Beach, Calif.	D2 - '14
*	77 Falemaka, Lo	C	6-5	303	11/30/94	24	R	Utah	West Valley City, Utah	FA - '19
*	79 Forbes, Drew	T	6-5	308	1/18/97	22	R	Southeast Missouri State	Bonne Terre, Mo.	D6 - '19
	74 Hubbard, Chris	T	6-4	295	4/23/91	28	6	UAB	Columbus, Ga.	UFA (Pit.) - '18
	72 Kush, Eric	G	6-4	317	9/9/89	30	7	California (Pa.)	Bridgeville, Pa.	UFA (Chi.) - '19
	70 Lamm, Kendall	T	6-5	310	6/5/92	27	5	Appalachian State	Charlotte, N.C.	UFA (Hou.) - '19
	67 McCray, Justin	G	6-3	315	5/31/92	27	3	Central Florida	Miami, Fla.	Tr. (G.B.) - '19
	78 Robinson, Greg	T	6-5	330	10/21/92	27	6	Auburn	Thibodaux, La.	FA - '18
	77 Teller, Wyatt	G	6-4	315	11/21/94	24	2	Virginia Tech	Beaeton, Va.	Tr. (Buf.) - '19
	64 Tretter, JC	C	6-4	307	2/12/91	28	7	Cornell	Akron, N.Y.	UFA (G.B.) - '17
	DEFENSIVE LINEMEN (9)									
	91 Ankou, Eli	DT	6-3	325	6/8/94	25	3	UCLA	Orleans, Ontario	FA - '19
	96 Ekuale, Daniel	DT	6-3	300	1/13/94	25	1	Washington State	Pago Pago, American Samoa	FA - '19
	95 Garrett, Myles	DE	6-4	272	12/29/95	23	3	Texas A&M	Arlington, Texas	D1a - '17
	99 Lawrence, Devaroe	DT	6-2	295	10/13/92	27	1	Auburn	Greenville, S.C.	FA - '19
	65 Ogunjobi, Larry	DT	6-3	305	6/3/94	25	3	Charlotte	Greensboro, N.C.	D3 - '17
	98 Richardson, Sheldon	DT	6-3	294	11/29/90	28	7	Missouri	St. Louis, Mo.	UFA (Min.) - '19
	50 Smith, Chris	DE	6-1	266	2/11/92	27	6	Arkansas	Mount Ulla, N.C.	UFA (Cin.) - '18
	92 Thomas, Chad	DE	6-5	278	10/12/95	24	2	Miami (Fla.)	Miami, Fla.	D3 - '18
	54 Vernon, Olivier	DE	6-2	262	10/7/90	29	8	Miami (Fla.)	Miami, Fla.	Tr. (NYG) - '19
	LINEBACKERS (8)									
	55 Davis, Tae	LB	6-1	224	8/14/96	23	2	Chattanooga	Oxford, Ala.	W. (NYG) - '19
*	56 Harvey, Willie	LB	5-11	230	1/9/96	23	R	Iowa State	Hastings, Fla.	FA - '19
*	58 Kirksey, Christian	LB	6-2	235	8/31/92	27	6	Iowa	St. Louis, Mo.	D3a - '14
	40 Jefferson, Malik	LB	6-2	240	11/15/96	22	2	Texas	Mesquite, Texas	W. (Cin.) - '19
	53 Schobert, Joe	LB	6-1	245	11/6/93	26	4	Wisconsin	Waukesha, Wis.	D4a - '16
	44 Takitaki, Sione	LB	6-1	238	6/8/95	24	R	Brigham Young	Fontana, Calif.	D3 - '19
	57 Taylor, Adarius	LB	6-0	230	9/21/90	29	6	Florida Atlantic	Bartow, Fla.	UFA (T.B.) - '19
	51 Wilson, Mack	LB	6-1	233	2/14/98	21	R	Alabama	Montgomery, Ala.	D5a - '19
	DEFENSIVE BACKS (11)									
	42 Burnett, Morgan	S	6-1	210	1/13/89	30	10	Georgia Tech	College Park, Ga.	FA - '19
	31 Burris, Juston	S	6-0	212	8/4/93	26	4	North Carolina State	Raleigh, N.C.	W. (Oak.) - '19
	38 Carrie, T.J.	CB	6-0	204	7/28/90	29	6	Ohio	Antioch, Calif.	UFA (Oak.) - '18
	34 Jackson, Robert	CB	6-2	207	12/8/93	25	1	UNLV	Fort Myers, Fla.	FA - '19
	39 Mitchell, Terrance	CB	5-11	191	5/17/92	27	6	Oregon	Sacramento, Calif.	UFA (K.C.) - '18
	22 Murray, Eric	S	5-11	199	1/7/94	25	4	Minnesota	Riverside, Wis.	Tr. (K.C.) - '19
	23 Randall, Damarious	S	5-11	196	8/29/92	27	5	Arizona State	Pensacola, Fla.	Tr. (G.B.) - '18
	29 Redwine, Sheldrick	S	6-0	196	11/6/96	23	R	Miami (Fla.)	Miami, Fla.	D4 - '19
	20 Thomas, Tavierre	CB	5-10	205	3/11/96	23	2	Ferris State	Detroit, Mich.	W. (Arz.) - '18
	21 Ward, Denzel	CB	5-11	190	4/28/97	22	2	Ohio State	Macedonia, Ohio	D1b - '18
	26 Williams, Greedy	CB	6-2	185	12/3/97	21	R	Louisiana State	Shreveport, La.	D2 - '19
	SPECIALISTS (3)									
	7 Gillan, Jamie	P	6-1	207	7/4/97	22	R	Arkansas Pine-Bluff	Leonardtown, Md.	FA - '19
	47 Hughlett, Charley	LS	6-4	248	5/16/90	29	5	Central Florida	Tampa, Fla.	FA - '14
	4 Seibert, Austin	K	5-9	211	11/15/96	22	R	Oklahoma	Belleville, Ill.	D5b - '19

* Denotes player on a reserve list

ROSTER BY EXPERIENCE AS OF 11/5/2019

	NO	NAME	POS	HT	WT	DOB	AGE	EXP	COLLEGE	HOMETOWN	HOW ACQ
13th Year (1)	* 5	Stanton, Drew	QB	6-3	226	5/7/84	35	13	Michigan State	Farmington Hills, Mich.	UFA (Arz.) - '18
10th Year (1)	42	Burnett, Morgan	S	6-1	210	1/13/89	30	9	Georgia Tech	College Park, Ga,	FA - '19
8th Year (1)	54	Vernon, Olivier	DE	6-2	262	10/7/90	29	8	Miami (Fla.)	Miami, Fla.	Tr. (NYG) - '19
7th Year (3)	72	Kush, Eric	G	6-4	317	9/9/89	30	7	California (Pa.)	Bridgeville, Pa.	UFA (Chi.) - '19
	98	Richardson, Sheldon	DT	6-3	294	11/29/90	28	7	Missouri	St. Louis, Mo.	UFA (Min.) - '19
	64	Tretter, JC	C	6-4	307	2/12/91	28	7	Cornell	Akron, N.Y.	UFA (G.B.) - '17
6th Year (11)	57	Taylor, Adarius	LB	6-0	230	9/21/90	29	6	Florida Atlantic	Bartow, Fla.	UFA (T.B.) - '19
	13	Beckham Jr., Odell	WR	5-11	198	11/5/92	27	6	Louisiana State	New Orleans, La.	Tr. (NYG) - '19
	75	Bitonio, Joel	G	6-4	320	10/11/91	28	6	Nevada	Long Beach, Calif.	D2 - '14
	38	Carrie, T.J.	CB	6-0	204	7/28/90	29	6	Ohio	Antioch, Calif.	UFA (Oak.) - '18
	88	Harris, Demetrius	TE	6-7	230	7/29/91	28	6	Miwaukee	Jacksonville, Ark.	UFA (K.C.) - '19
	74	Hubbard, Chris	T	6-4	295	4/23/91	28	6	UAB	Columbus, Ga.	UFA (Pit.) - '18
	* 58	Kirksey, Christian	LB	6-2	235	8/31/92	27	6	Iowa	St. Louis, Mo.	D3a - '14
	80	Landry, Jarvis	WR	5-11	196	11/28/92	26	6	Louisiana State	Metairie, La.	Tr. (Mia.) - '18
	39	Mitchell, Terrance	CB	5-11	191	5/17/92	27	6	Oregon	Sacramento, Calif.	UFA (K.C.) - '18
	78	Robinson, Greg	T	6-5	330	10/21/92	27	6	Auburn	Thibodaux, La.	FA - '18
50	Smith, Chris	DE	6-1	266	2/11/92	27	6	Arkansas	Mount Ulla, N.C.	UFA (Cin.) - '18	
5th Year (3)	47	Hughlett, Charley	LS	6-4	248	5/16/90	29	5	Central Florida	Tampa, Fla.	FA - '14
	70	Lamm, Kendall	T	6-5	310	6/5/92	27	5	Appalachian State	Charlotte, N.C.	UFA (Hou.) - '19
	23	Randall, Damarious	S	5-11	196	8/29/92	27	5	Arizona State	Pensacola, Fla.	Tr. (G.B.) - '18
4th Year (4)	31	Burris, Juston	S	6-0	212	8/4/93	26	4	North Carolina State	Raleigh, N.C.	W. (Oak.) - '19
	81	Higgins, Rashard	WR	6-1	198	10/7/94	25	4	Colorado State	Dallas, Texas	D5c - '16
	22	Murray, Eric	S	5-11	199	1/7/94	25	4	Minnesota	Riverside, Wis.	Tr. (K.C.) - '19
	53	Schobert, Joe	LB	6-1	245	11/6/93	26	4	Wisconsin	Waukesha, Wis.	D4a - '16
3rd Year (8)	91	Ankou, Eli	DT	6-3	325	6/8/94	25	3	UCLA	Orleans, Ontario	FA - '19
	95	Garrett, Myles	DE	6-4	272	12/29/95	23	3	Texas A&M	Arlington, Texas	D1a - '17
	27	Hunt, Kareem	RB	5-11	216	8/6/95	24	3	Toledo	Willoughby, Ohio	FA - '19
	67	McCray, Justin	G	6-3	315	5/31/92	27	3	Central Florida	Miami, Fla.	Tr. (G.B.) - '19
	* 85	Njoku, David	TE	6-4	246	7/10/96	23	3	Miami (Fla.)	Cedar Grove, N.J.	D1c - '17
	83	Seals-Jones, Ricky	TE	6-5	243	3/15/95	24	3	Texas A&M	Sealy, Texas	W. (Arz.) - '19
	10	Taylor, Taywan	WR	5-11	205	3/2/95	24	3	Western Kentucky	Louisville, Ky.	Tr. (Ten.) - '19
65	Ogunjobi, Larry	DT	6-3	305	6/3/94	25	3	Charlotte	Greensboro, N.C.	D3 - '17	
2nd Year (14)	86	Brown, Pharaoh	TE	6-6	258	5/4/94	25	2	Oregon	Lyndhurst, Ohio	FA - '18
	11	Callaway, Antonio	WR	5-11	200	1/9/97	22	2	Florida	Miami, Fla.	D4 - '18
	24	Chubb, Nick	RB	5-11	227	12/27/95	23	2	Georgia	Cedartown, Ga.	D2b - '18
	55	Davis, Tae	LB	6-1	224	8/14/96	23	2	Chattanooga	Oxford, Ala.	W. (NYG) - '19
	3	Gilbert, Garrett	QB	6-4	230	7/1/91	28	2	SMU	Austin, Texas	FA - '19
	25	Hilliard, Dontrell	RB	5-11	202	2/26/95	24	2	Tulane	Baton Rouge, La.	FA - '18
	12	Hodge, KhaDarel	WR	6-2	205	1/3/95	24	2	Prairie View A&M	D'Lo, Miss.	W. (LAR) - '19
	40	Jefferson, Malik	LB	6-2	240	11/15/96	22	2	Texas	Mesquite, Texas	W. (Cin.) - '19
	6	Mayfield, Baker	QB	6-1	215	4/14/95	24	2	Oklahoma	Austin, Texas	D1a - '18
	18	Ratley, Damion	WR	6-2	200	4/16/95	24	2	Texas A&M	Yoakum, Texas	D6a - '18
	77	Teller, Wyatt	G	6-4	315	11/21/94	24	2	Virginia Tech	Bealeton, Va.	Tr. (Buf.) - '19
	92	Thomas, Chad	DE	6-5	278	10/12/95	24	2	Miami (Fla.)	Miami, Fla.	D3 - '18
	20	Thomas, Tavierre	CB	5-10	205	3/11/96	23	2	Ferris State	Detroit, Mich.	W. (Arz.) - '18
21	Ward, Denzel	CB	5-11	190	4/28/97	22	2	Ohio State	Macedonia, Ohio	D1b - '18	
1st Year (6)	* 96	Ekuale, Daniel	DT	6-3	300	1/13/94	25	1	Washington State	Pago Pago, American Samoa	FA - '19
	34	Jackson, Robert	CB	6-2	207	12/8/93	25	1	UNLV	Fort Myers, Fla.	FA - '19
	30	Johnson, D'Ernest	RB	5-10	208	2/27/96	23	1	South Florida	Immokalee, Fla.	FA - '19
	99	Lawrence, Devaroe	DT	6-2	295	10/13/92	27	1	Auburn	Greenville, S.C.	FA - '19
Rookie (11)	89	Carlson, Stephen	TE	6-4	240	12/12/96	22	R	Princeton	Jamestown, N.Y.	FA - '19
	* 77	Falemaka, Lo	C	6-5	303	11/30/94	24	R	Utah	West Valley City, Utah	FA - '19
	* 79	Forbes, Drew	T	6-5	308	1/18/97	22	R	Southeast Missouri State	Bonne Terre, Mo.	D6 - '19
	7	Gillan, Jamie	P	6-1	207	7/4/97	22	R	Arkansas Pine-Bluff	Leonardtown, Md.	FA - '19
	* 56	Harvey, Willie	LB	5-11	230	1/9/96	23	R	Iowa State	Hastings, Fla.	FA - '19
	* 15	Montgomery, D.J.	WR	6-1	201	11/17/96	22	R	Austin Peay	Durant, Miss.	FA - '19
	29	Redwine, Sheldrick	S	6-0	196	11/6/96	23	R	Miami (Fla.)	Miami, Fla.	D4 - '19
	4	Seibert, Austin	K	5-9	211	11/15/96	22	R	Oklahoma	Belleville, Ill.	D5b - '19
	44	Takitaki, Sione	LB	6-1	238	6/8/95	24	R	Brigham Young	Fontana, Calif.	D3 - '19
	26	Williams, Greedy	CB	6-2	185	12/3/97	21	R	Louisiana State	Shreveport, La.	D2 - '19
	51	Wilson, Mack	LB	6-1	233	2/14/98	21	R	Alabama	Montgomery, Ala.	D5a - '19

* Denotes player on a reserve list

YEAR	1st Round Pick.	2nd Round Pick.	3rd Round Pick.	4th Round Pick.	5th Round Pick.	6th Round Pick.	7th Round Pick.	Unrestricted Free Agent.	Undrafted Free Agent.	Street Free Agent.	Trade	Waiver.
2019		Greedy Williams	Stone Talikitali	Sheldrick Redwine	Mack Wilson Austin Seibert	Drew Forbes *		Demetrius Harris (K.C.) Eric Kush (Chi.) Kendall Lamm (Hou.) Sheldon Richardson (Min.) Adantus Taylor (T.B.)	Stephen Carlson Lo Falemaka * Jamie Gillan Willie Harvey * D'Ernest Johnson D.J. Montgomery *	Eli Anko Morgan Burnett Daniel Ektale * Garrett Gilbert Kareem Hunt Robert Jackson Devaroe Lawrence	Odell Beckham Jr. (NYG) Justin McCray Eric Murray (K.C.) Taywan Taylor (Ten.) Wyatt Teller (Buf.) Olivier Vernon (NYG)	Justin Burris (Oak.) Tae Davis (NYG) Malik Jefferson (Cin.) Ricky Sealis-Jones (Arz.) Khabele Hodge (LAR)
2018	Baker Mayfield (1a) Denzel Ward (1b)	Nick Chubb (2b)	Chad Thomas (3)	Antonio Callaway (4)		Damion Ratley (6a)		T.J. Carrie (Oak.) Chris Hubbard (Pit.) Terrance Mitchell (K.C.) Chris Smith (Cin.) Drew Stanton (Arz.) * JC Tretter (G.B.)	Dontrell Hilliard	Pharoah Brown Greg Robinson	Jarvis Landry (Mia.) Damarious Randall (G.B.)	Tavierre Thomas (Arz.)
2017	Myles Garrett (1a) David Njoku (1c) *		Larry Ogunjobi (3)									
2016				Joe Schobert (4a)	Rashard Higgins (5c)							
2014		Joel Bitonio (2)	Christian Kirksey (3a) *							Charley Hughlett		

* Denotes player on a reserve list

Roster breakdown:

19 draft picks (4 first round picks, 3 2nd round picks, 4 3rd round picks, 3 4th round picks, 3 5th round picks, 2 6th round picks, 0 7th round picks).
 28 free agents (11 unrestricted free agents, 7 undrafted free agents, 10 street free agents).
 8 via trade.
 6 via waivers.

OFFENSE

WR	80 Jarvis Landry	11 Antonio Callaway	18 Damion Ratley	10 Taywan Taylor
LT	78 Greg Robinson	67 Justin McCray		
LG	75 Joel Bitonio			
C	64 JC Tretter			
RG	77 Wyatt Teller	72 Eric Kush		
RT	74 Chris Hubbard	[70 Kendall Lamm]		
TE	[86 Pharaoh Brown]	<u>89 Stephen Carlson</u>		
WR	13 Odell Beckham Jr.	81 Rashard Higgins	12 KhaDarel Hodge	
QB	6 Baker Mayfield	3 Garrett Gilbert		
RB	24 Nick Chubb	25 Dontrell Hilliard	30 D'Ernest Johnson	27 Kareem Hunt
TE	88 Demetrius Harris	83 Ricky Seals-Jones		

DEFENSE

DE	95 Myles Garrett	92 Chad Thomas		
DT	65 Larry Ogunjobi	99 Devaroe Lawrence		
DT	98 Sheldon Richardson	91 Eli Ankou		
DE	54 Olivier Vernon	50 Chris Smith		
WILL	<u>51 Mack Wilson</u>	40 Malik Jefferson		
MIKE	53 Joe Schobert	<u>44 Sione Takitaki</u>		
SAM	57 Adarius Taylor	55 Tae Davis		
CB	21 Denzel Ward	38 T.J. Carrie	34 Robert Jackson	
CB	<u>26 Greedy Williams</u>	39 Terrance Mitchell	20 Tavierre Thomas	
S	[23 Damarious Randall]	31 Juston Burris	<u>29 Sheldrick Redwine</u>	
S	42 Morgan Burnett	[22 Eric Murray]		

SPECIAL TEAMS

P	<u>7 Jamie Gillan</u>			
K	<u>4 Austin Seibert</u>			
H	<u>7 Jamie Gillan</u>			
KR	25 Dontrell Hilliard	10 Taywan Taylor	30 D'Ernest Johnson	
PR	25 Dontrell Hilliard	80 Jarvis Landry	30 D'Ernest Johnson	
LS	47 Charley Hughlett			

Rookies are underlined

Injured players are in [brackets]

PRONUNCIATION

ELI ANKOU	el-EE ON-koo	TAVIERRE Thomas	TAV-ee-air
Joel BITONIO	buh-TONE-ee-oh	OLIVIER Vernon	oh-liv-E-AYE
DONTRELL HILLIARD	don-TREL HIL-yard		
KHADAREL Hodge	ka-DARE-el		
Charley HUGHLETT	HEW-lit		
Larry OGUNJOBI	OH-gun-JOE-bee		
DAMARIOUS Randall	duh-MAIR-ee-us		
SHELDRIK Redwine	SHELL-drick		
Joe SCHOBERT	SHOW-bert		
Austin SEIBERT	SIGH-bert		
SIONE TAKITAKI	see-OH-nay TOCK-ee-TOCK-ee		
ADARIUS Taylor	UH-dare-EE-us		

JAN. 1, 2019

- Signed DL Daniel Ekuale to the reserve/futures list.
- Signed OL Kyle Friend to the reserve/futures list.
- Signed DB Robert Jackson to the reserve/futures list.
- Signed DL Devaroe Lawrence to the reserve/futures list.
- Signed RB Devante Mays to the reserve/futures list.
- Signed DB Lenzy Pipkins to the reserve/futures list.
- Signed DB Tigie Sankoh to the reserve/futures list.
- Signed OL Brad Seaton to the reserve/futures list.
- Signed WR Daniel Williams to the reserve/futures list.

JAN. 7, 2019

- Signed OL David Bright to the reserve/futures list.
- Signed DB Ashton Lampkin to the reserve/futures list.

JAN. 12, 2019

- Freddie Kitchens named head coach.

JAN. 14, 2019

- Steve Wilks named defensive coordinator.
- Todd Monken named offensive coordinator.
- Mike Priefer named special teams coordinator.
- Stump Mitchell named running backs/run game coordinator.
- James Campen named offensive line/associate head coach.
- Ryan Lindley named quarterback coach.
- Jody Wright named special assistant to the head coach.
- Jim Dray named offensive quality control coach.
- Tyler Tettleton named offensive quality control coach.

JAN. 18, 2019

- Joe Whitt named pass game coordinator/secondary coach.
- Al Holcomb named run game coordinator/linebackers coach.
- Chris Jones named senior defensive assistant.
- Tosh Lupoi named defensive line coach.
- John Lilly named tight ends coach.
- John Parrella named assistant defensive line coach.
- Jeff Blasko named assistant offensive line coach.

FEB. 4, 2019

- Waived LB Tanner Vallejo.
- Alonso Escalante named defensive quality control coach.
- Doug Colman named assistant special teams coach.

FEB. 11, 2019

- Signed RB Kareem Hunt.

FEB. 20, 2019

- Signed WR Jaelen Strong.

FEB. 25, 2019

- Re-signed OL Greg Robinson.
- Waived WR Daniel Williams.

MARCH 6, 2019

- Terminated the contract of LB Jamie Collins Sr.

MARCH 8, 2019

- Tendered DL Trevon Coley as exclusive rights free agent.
- Tendered DB Jermaine Whitehead as exclusive rights free agent.
- Tendered WR Rashard Higgins as restricted free agent.

MARCH 11, 2019

- Terminated the contract of TE Darren Fells.

MARCH 12, 2019

- Re-signed DL Carl Davis.

MARCH 13, 2019

- Traded DB Jabrill Peppers, OL Kevin Zeitler, 2019 first round pick and 2019 third round pick to New York Giants for WR Odell Beckham Jr. and DL Olivier Vernon.
- Re-signed LB Ray-Ray Armstrong.

MARCH 14, 2019

- Signed TE Demetrius Harris as unrestricted free agent.
- Signed OL Eric Kush as unrestricted free agent.
- Signed DL Sheldon Richardson as unrestricted free agent.
- Signed LB Adarius Taylor as unrestricted free agent.

MARCH 15, 2019

- Signed OL Kendall Lamm as unrestricted free agent.

MARCH 19, 2019

- Re-signed DB Phillip Gaines.

MARCH 22, 2019

- Signed OL Bryan Witzmann.

APRIL 1

- Traded DL Emmanuel Ogbah to Kansas City for DB Eric Murray.
- Signed DL Trevon Coley as exclusive rights free agent.
- Signed DB Jermaine Whitehead as exclusive rights free agent.
- Signed WR Rashard Higgins as restricted free agent.
- Signed DB Juston Burris.
- Waived DB Derrick Kindred.
- Waived WR Ricardo Louis.
- Waived DB Howard Wilson.

APRIL 3

- Signed FB/TE Orson Charles.

APRIL 5

- Signed DB Morgan Burnett.
- Signed QB Garrett Gilbert.
- Signed WR Damon Sheehy-Guiseppi.

APRIL 25

- Signed WR Ishmael Hyman.

APRIL 26

- Traded 2019 second (49) and fifth round (144) picks to Indianapolis Colts for 2019 second (46) round pick.
- Drafted CB Greedy Williams 46th overall.
- Drafted LB Sione Takitaki 80th overall.

APRIL 27

- Drafted S Sheldrick Redwine 119th overall.
- Drafted LB Mack Wilson 155th overall
- Drafted K Austin Seibert 170th overall
- Drafted T Drew Forbes 189th overall
- Drafted CB Donnie Lewis Jr. 221st overall.

APRIL 29

- Waived OL Kyle Friend.

MAY 1

- Waived G David Bright.

MAY 2

- Signed S Sheldrick Redwine.
- Signed T Drew Forbes.
- Signed CB Donnie Lewis Jr.
- Waived DE Lenny Jones.

MAY 3

- Signed WR Dorian Baker.
- Signed QB David Blough.
- Signed TE Stephen Carlson.
- Signed T Brian Fineanganofa.
- Signed P Jamie Gillan.
- Signed RB Darrin Hall.
- Signed S J.T. Hassell.
- Signed WR D.J. Montgomery.
- Signed DE Jarrell Owens.
- Signed CB Jermaine Ponder.
- Signed DE Wyatt Ray.
- Signed LB Anthony Stubbs.
- Signed C Trevon Tate.
- Signed C Willie Wright.
- Signed LB Dedrick Young II.
- Waived LB D'Juan Hines.
- Signed K Austin Seibert.
- Signed LB Mack Wilson.

MAY 6

- Signed CB Jhavonte Dean.
- Signed RB Trayone Gray.
- Signed LB Willie Harvey.
- Waived RB Darrin Hall.
- Waived CB Ashton Lumpkin.
- Waived LB Xavier Woodson-Luster.

MAY 13

- Signed RB L.J. Scott.
- Waived RB Devante Mays.

MAY 17

- Signed RB D'Ernest Johnson.
- Waived RB L.J. Scott.

MAY 21

- Signed CB Greedy Williams.

MAY 24

- Signed LB Sione Takitaki.

MAY 28

- Waived C Trevon Tate.

JUNE 5

- Waived T Desmond Harrison.

JUNE 6

- Signed T Ka'John Armstrong.

JULY 23

- Signed C Lo Falemaka.

JULY 24

- Placed RB Kareem Hunt on active/non-football injury list.
- Placed RB Trayone Gray on active/non-football injury list.

JULY 27

- Signed RB A.J. Ouellette.
- Waived T Ka'John Armstrong.

JULY 28

- Signed C John Yarbrough.
- Waived C Lo Falemaka with an injury designation.

AUG. 2

- Signed TE Mik'Quan Deane.
- Waived WR Blake Jackson with an injury designation.

AUG. 3

- Signed DT Tracy Sprinkle.
- Waived CB Jermaine Ponder.

AUG. 6

- Waived WR Blake Jackson from injured reserve.

AUG. 8

- Traded RB Duke Johnson Jr. to Houston for undisclosed 2020 draft pick.

AUG. 9

- Signed DT Brandin Bryant.
- Signed T Travis Vornkahl.
- Waived C John Yarbrough.
- Waived DT Tracy Sprinkle.

AUG. 10

- Signed FB Joe Kerridge.

AUG. 11

- Signed TE Rico Gathers.
- Waived TE Orson Charles.

AUG. 21

- Signed WR Braxton Miller.
- Claimed S Montrel Meander via waivers from the Jets.
- Waived TE Mik'Quan Deane (non-football illness).
- Placed WR D.J. Montgomery on injured reserve.

AUG. 26

- Waived CB Jhavonte Dean.

AUG. 27, 2019

- Waived WR Jaelen Strong.

AUG. 29, 2019

- Traded 2020 5th and 6th round picks to Buffalo for G Wyatt • •
- Teller and 2021 7th round pick.

AUG. 30, 2019

- Traded 2022 undisclosed pick to Detroit for QB David Blough and 2022 undisclosed pick.

AUG. 31, 2019

- Waived WR Dorian Baker.
- Waived DT Brandin Bryant.
- Waived TE Stephen Carlson.
- Waived TE Seth DeValve.
- Waived T Brian Fineanganofu.
- Waived RB Trayone Gray.
- Waived LB Willie Harvey.
- Waived S J.T. Hassell.
- Waived WR Ishmael Hyman.
- Waived CB Robert Jackson.
- Waived K Greg Joseph.
- Waived CB Donnie Lewis Jr.
- Waived S Montrel Meander.
- Waived WR Braxton Miller.
- Waived RB A.J. Ouellette.
- Waived DE Jarrell Owens.
- Waived CB Lenzy Pipkins.
- Waived DT Brian Price.
- Waived DE Wyatt Ray.
- Waived S Tigie Sankoh.
- Waved T Brad Seaton.
- Waived WR Damon Sheehy-Guiseppi.
- Waived LB Anthony Stubbs.
- Waived T Travis Vornkahl.
- Waived LB Dedrick Young II.
- Waived WR Derrick Willies.
- Waived G Willie Wright.
- Waived DE Athony Zettel.
- Waived G Kyle Kalis with an injury designation.
- Waived FB Joe Kerridge with an injury designation.
- Terminated contract of LB Ray-Ray Armstrong.
- Terminated contract of P Britton Colquitt.
- Terminated contract of T Bryan Witzmann.
- Terminated contract of DT Carl Davis.
- WR Antonio Callaway suspended by commissioner.
- RB Kareem Hunt suspended by commissioner.
- TE Rico Gathers suspended by commissioner.
- Placed CB Phillip Gaines on injured reserve.
- Traded 2020 Undisclosed draft pick to Tennessee for WR Taywan Taylor.
- Traded 2020 undisclosed pick to Green Bay for G Justin McCray and 2020 undisclosed pick.

SEPT. 1, 2019

- Claimed LB Malik Jefferson via waivers from Cincinnati.
- Claimed TE Ricky Seals-Jones via waivers from Arizona.
- Claimed WR KhaDarel Hodge via waivers from the L.A. Rams.
- Waived S Juston Burris.
- Waived DL Trevon Coley.
- Placed Drew Forbes on injured reserve.
- Signed DT Brandin Bryant to the practice squad.
- Signed TE Stephen Carlson to the practice squad.
- Signed WR Shelton Gibson to the practice squad.
- Signed LB Willie Harvey to the practice squad.
- Signed S J.T. Hassell to the practice squad.
- Signed CB Robert Jackson to the practice squad.
- Signed WR Derrick Willies to the practice squad.
- Signed G Willie Wright to the practice squad.

SEPT. 2, 2019

- Signed T Paul Adams to the practice squad.
- Signed RB Elijah McGuire to the practice squad.

SEPT. 7, 2019

- Signed CB Donnie Lewis Jr. to the practice squad.
- Waived T Paul Adams from the practice squad.

SEPT. 10, 2019

- Waived TE Rico Gathers.

SEPT. 12, 2019

- Signed G Colby Gossett to the practice squad.
- Waived CB Donnie Lewis Jr. from the practice squad.
- Terminated the contract of G Kyle Kalis.

SEPT. 16, 2019

- Signed RB Elijah McGuire to the active roster from the practice squad.
- Placed QB Drew Stanton on injured reserve.

SEPT. 18, 2019

- Signed G Malcolm Pridgeon to the practice squad.

SEPT. 19, 2019

- Waived RB Elijah McGuire.

SEPT. 20, 2019

- Claimed S Juston Burris via waivers from the Oakland.
- Placed TE David Njoku on injured reserve.
- Signed CB Robert Jackson to active roster from the practice squad.
- Signed CB Donnie Lewis Jr. to the practice squad.

SEPT. 21, 2019

- Signed LB Willie Harvey to active roster from the practice squad.
- Placed LB Christian Kirksey on injured reserve.
- Signed RB Elijah McGuire to the practice squad.

OCT. 4, 2019

- Placed LB Willie Harvey on injured reserve.

OCT. 7, 2019

- Activated WR Antonio Callaway to 53-man roster.

OCT. 11

- Signed QB Eric Dungey to the practice squad.
- Placed WR Derrick Willies on practice squad/injured.

OCT. 15

- Traded C Austin Corbett to the Los Angeles Rams in exchange for an undisclosed 2021 draft pick.

OCT. 18

- Waived FB Joe Kerridge from injured reserve.

OCT. 22

- Signed DT Eli Ankou to active roster from Jacksonville's practice squad.
- Signed LB Montrel Meander.
- Released RB Elijah Maguire from the practice squad.

OCT. 24

- Designated OL Drew Forbes for return from injured reserve.

OCT. 28

- Traded DE Genard Avery to Philadelphia in exchange for an undisclosed 2021 draft pick.

OCT. 30

- Claimed LB Tae Davis via waivers from the Giants.

NOV. 1

- Signed TE Stephen Carlson to the active roster from the practice squad.
- Placed DT Daniel Ekuale on injured reserve.

NOV. 4

- Waived S Jermaine Whitehead.
- Signed DE Porter Gustin to the practice squad.

PUNT RETURNED FOR A TD

By Browns
Travis Benjamin, 78 yards (9/20/15 vs. TEN)

By Opponent
Kaelin Clay, 82 yards (11/30/15 vs. BAL)

KICKOFF RETURNED FOR A TD

By Browns
Joshua Cribbs, 100 yards & 103 yards (12/20/09 at KC)

By Opponent
JuJu Smith-Schuster, 96 yards (12/31/17 at PIT)

INTERCEPTION RETURNED FOR A TD

By Browns
Jason McCourty, 56 yards (10/15/17 at HOU)

By Opponent
Zach Cunningham, 38 yards (12/2/18 at HOU)

TWO INTERCEPTIONS IN SAME GAME

By Browns
Denzel Ward (9/9/18 vs. PIT)

By Opponent
Jimmy Smith (12/30/18 at BAL)

THREE INTERCEPTIONS IN SAME GAME

By Browns
Anthony Henry (11/18/01 at BAL)

By Opponent
Kevin Byard (10/22/17 vs. TEN)

FUMBLE RETURNED FOR A TD

By Browns
Craig Robertson, recovered in end zone (12/7/14 vs. IND)

By Opponent
Dont'a Hightower (10/27/1 at NE)

PUNT BLOCK RETURNED FOR A TD

By Browns
Andre King, 28 yards (11/30/03 at SEA)

By Opponent
Anthony Chickillo, 16 yards (9/10/17 vs. PIT)

PUNT BLOCKED

By Browns
Marlon Moore (11/5/15 at CIN)

By Opponent
Davis Moore (10/13/19 vs. SEA)

SHUTOUT SCORED

By Browns
at Cleveland 8, Buffalo O (12/16/07)

By Opponent
vs. Cincinnati 30, Cleveland O (12/14/14)

PAT UNSUCCESSFUL

By Browns
Austin Seibert (hit left upright) (10/13/19 vs. SEA)

By Opponent
Jason Myers (hit right upright) (10/13/19 vs. SEA)

TWO-POINT CONVERSION

By Browns
Demetrius Harris reception (10/13/19 vs. SEA)

By Opponent
Cody Core pass from Jeff Driskel (12/23/18 vs. CIN)

FIELD GOAL BLOCKED

By Browns
Denzel Ward (10/27/19 at NE)

By Opponent
T.J. Watt (9/9/18 vs. PIT)

FIELD GOAL BLOCKED RETURNED FOR TD

By Browns
Leigh Bodden, 59 yards (11/13/05 at PIT)

By Opponent
Will Hill III, 62 yards (11/30/15 vs. BAL)

SAFETY SCORED

By Browns
Trevon Coley tackled Peyton Barber in the end zone (10/21/18 at TB)

By Opponent
Baker Mayfield sacked in the end zone (9/8/19 vs. TEN)

100 YARDS RUSHING

By Browns
Nick Chubb, 131 yards (10/27/19 at NE)

By Opponent
Matt Breida, 114 yards (10/7/19 at SF)

100 YARDS RUSHING IN A HALF

By Browns
Nick Chubb, 131 yards in second half (9/29/19 at BAL)

By Opponent
James Conner, 113 yards in second half (10/28/18 at PIT)

200 YARDS RUSHING

By Browns
Jerome Harrison, 286 yards (12/20/09 at KC)

By Opponent
Ahmad Bradshaw, 200 yards (10/7/12 at NYG)

BACK-TO-BACK 100-YARD RUSHING GAMES

By Browns
Nick Chubb, 122 yards (10/13/19 vs. SEA), Nick Chubb, 131 yards (10/27/19 at NE)

By Opponent
Jeremy Hill, 111 (12/11/16 vs. CIN), LeSean McCoy, 153 (12/18/16 vs. BUF)

TWO 100-YARD RUSHERS IN SAME GAME

By Browns
Leroy Kelly (113) & Ernie Green (103) (10/8/66 vs. PIT)

By Opponent
Arian Foster (124) & Ben Tate (115) (11/6/11 at HOU)

TWO RUSHING TOUCHDOWNS

By Browns
Nick Chubb (3) (9/29/19 at BAL)

By Opponent
Lamar Jackson (12/30/18 at BAL)

THREE RUSHING TOUCHDOWNS

By Browns
Nick Chubb (9/29/19 at BAL)

By Opponent
Melvin Gordon III (10/14/18 vs. LAC)

FOUR RUSHING TOUCHDOWNS

By Browns
Jamal Lewis (11/4/07 vs. SEA)

By Opponent
None

SUCCESSFUL ONSIDE KICK

By Browns
October 16, 2016 (at TEN)

By Opponent
December 8, 2013 (at NE)

OT GAME WON

By Browns
Cleveland 12 vs. Baltimore 9 (10/7/18)

By Opponent
Tampa Bay 26 vs. Cleveland 23 (10/21/18)

300 YARDS PASSING

By Browns
Baker Mayfield, 325 yards (20-30, 1 TD, 1 INT) (9/29/19 at BAL)

By Opponent
Matt Ryan, 330 yards (38-52, 2 TD) (11/11/18 vs. ATL)

BACK-TO-BACK 300-YARD PASSING GAMES

By Browns
Josh McCown, 457 yards (36-51, 2 TD) (10/11/15 at BAL), Josh McCown, 356 yards (32-41, 2 TD) (10/4/15 at SD)

By Opponent
Matt Ryan, 330 yards (38-52, 2 TD) (11/11/18 vs. ATL), Patrick Mahomes, 375 yards (23-32, 3 TD, INT) (11/4/18 vs. KC)

400 YARDS PASSING

By Browns
Josh McCown, 457 yards (36-51, 2 TD) (10/11/15 at BAL)

By Opponent
Derek Carr, 437 yards (35-58, 4 TD, 2 INT) (9/30/18 at OAK)

200 YARDS PASSING IN A HALF

By Browns
Baker Mayfield, 211 yards in first half (10/13/19 vs SEA)

By Opponent
Russell Wilson, 205 yards in first half (10/13/19 vs SEA)

THREE TOUCHDOWN PASSES

By Browns
Baker Mayfield (12/30/18 at BAL)

By Opponent
Patrick Mahomes (11/4/18 vs. KC)

FOUR TOUCHDOWN PASSES

By Browns
Baker Mayfield (11/25/18 at CIN)

By Opponent
Derek Carr (9/30/18 at OAK)

FIVE TOUCHDOWN PASSES

By Browns
Derek Anderson (9/16/07 vs. CIN)

By Opponent
Matthew Stafford (11/22/09 at DET)

SIX TOUCHDOWN PASSES

By Browns
None

By Opponent
Carson Palmer (9/16/07 vs. CIN)

100 YARDS RECEIVING

By Browns

Odell Beckham, 101 yards (10/13/19 vs. SEA)

By Opponent

Noah Fant, 115 yards (11/3/19 at DEN)

100 YARDS RECEIVING IN A HALF

By Browns

Jarvis Landry, 126 yards in first half (9/29/19 at BAL)

By Opponent

Juju Smith-Schuster, 127 yards in first half (12/31/17 at PIT)

TWO 100-YARD RECEIVERS IN SAME GAME

By Browns

Josh Gordon (151) & Jordan Cameron (121) (12/8/13 at NE)

By Opponent

Amari Cooper (128) & Jared Cook (110) (9/30/18 at OAK)

BACK-TO-BACK 100-YARD RECEIVING GAMES

By Browns

Terrelle Pryor Sr., 144 yards (9/25/16 at MIA), Corey Coleman, 104 yards (9/18/16 vs. BAL)

By Opponent

Tyrell Williams, 118 yards (10/14/18 vs. LAC), Mike Evans, 107 yards (10/21/18 at TB)

200 YARDS RECEIVING

By Browns

Josh Gordon, 261 yards (12/1/13 vs. JAX)

By Opponent

Terrell Owens, 222 yards (10/3/10 vs. CIN)

TWO RECEIVING TOUCHDOWNS

By Browns

Duke Johnson Jr. (11/4/18 vs. KC)

By Opponent

Travis Kelce (11/4/18 vs. KC)

THREE RECEIVING TOUCHDOWNS

By Browns

Jordan Cameron (9/22/13 at MIN)

By Opponent

Martellus Bennett (10/9/16 vs. NE)

500 YARDS TOTAL OFFENSE

By Browns

530 yards (9/29/19 at BAL)

By Opponent

565 yards (9/30/18 at OAK)

TWO SACKS

By Browns

Myles Garrett (10/13/19 vs. SEA)

By Opponent

Cameron Wake (9/8/19 vs. TEN)

THREE SACKS

By Browns

Myles Garrett (9/16/19 at NYJ)

By Opponent

T.J. Watt (9/9/18 vs. PIT)

FOUR SACKS

By Browns

Andra Davis (11/9/03 at KC)

By Opponent

Elivs Dumervil (9/20/09 at DEN)

FOUR FIELD GOALS

By Browns

Austin Seibert (11/3/19 at DEN)

By Opponent

Justin Tucker (12/30/18 at BAL)

FIVE FIELD GOALS

By Browns

Phil Dawson (11/4/12 vs. BAL)

By Opponent

Ka'imi Fairbairn (12/2/18 at Hou)

SIX FIELD GOALS

By Browns

Phil Dawson (11/5/06 at SD)

By Opponent

None

2019 PLAYER PARTICIPATION

WEEK	1	2	3	4	5	6	7	8	9	10	12	13	14	15	16	17	GP	GS	DNP	IA
DATE	9/8	9/16	9/22	9/29	10/7	10/13	10/27	11/3	11/10	11/14	11/24	12/1	12/8	12/15	12/22	12/29				
OPP	TEN	@NYJ	LAR	@BAL	@SF	SEA	@NE	@DEN	CIN	PIT	MIA	@PIT	CIN	@ARI	BAL	@CIN				
Adams, Paul	PS																0	0	0	0
Ankou, Eli							IA	SUB									1	0	0	1
Avery, Genard	IA	IA	SUB	IA	IA	IA	SUB										2	0	0	5
Beckham Jr., Odell	WR	WR	WR	WR	WR	WR	WR										8	8	0	0
Bitonio, Joel	LG	LG	LG	LG	LG	LG	LG	LG	LG								8	8	0	0
Brown, Pharaoh			TE	TE	TE	TE	TE	IA									7	5	0	1
Bryant, Brandin	PS	PS	PS	PS	PS	PS	PS	PS									0	0	0	0
Burnett, Morgan	S	S	IA	IA	S	S	S	S									6	6	0	2
Burris, Justin			DB	SUB	SUB	SUB	S	S									6	3	0	1
Callaway, Antonio							WR	SUB	WR	SUB							4	2	0	0
Carlson, Stephen	PS	PS	PS	PS	PS	PS	PS	TE									1	1	0	0
Carrie, T.J.	SUB	SUB	CB	CB	CB	CB	SUB	SUB									8	4	0	0
Chubb, Nick	RB	RB	RB	RB	RB	RB	RB	RB									8	8	0	0
Davis, Tae								SUB									5	1	0	4
Dungey, Eric						PS	PS	PS									0	0	0	0
Ekuele, Daniel	SUB	SUB	SUB	SUB	SUB	SUB	SUB	IR									7	0	0	0
Falemaka, Lo																	0	0	0	0
Forbes, Drew																	0	0	0	0
Gaines, Phillip																	0	0	0	0
Garrett, Myles	DE	DE	DE	DE	DE	DE	DE	DE									8	8	0	0
Gathers, Rico																	0	0	0	0
Gibson, Shelton	PS	PS	PS	PS	PS	PS	PS	PS	PS								0	0	0	0
Gilbert, Garrett	IA	DNP	DNP	DNP	SUB	DNP	DNP	DNP									1	0	6	1
Gillan, Jamie	P	P	P	P	P	P	P	P									8	0	0	0
Gossett, Colby	PS	PS	PS	PS	PS	PS	PS	PS	PS								0	0	0	0
Harris, Demetrius	SUB	SUB	TE	SUB	SUB	SUB	SUB	TE									8	2	0	0
Harvey, Willie	PS	PS	SUB	SUB													2	0	0	0
Hassell, J.T.	PS	PS	PS	PS	PS	PS	PS	PS	PS								0	0	0	0
Higgins, Rashard	WR	IA	IA	IA	IA	DNP	SUB	SUB									3	1	1	4
Hilliard, Dontrell	SUB	IA	SUB	SUB	SUB	SUB	SUB	SUB									7	0	0	1
Hodge, KhaDarel	SUB	SUB	SUB	SUB	SUB	SUB	SUB	SUB									8	0	0	0
Hubbard, Chris	RT	RT	IA	RT	RT	RT	RT	RT									7	7	0	1
Hughlett, Charley	LS	LS	LS	LS	LS	LS	LS	LS									8	0	0	0
Hunt, Kareem																	0	0	0	0
Jackson, Robert	PS	PS	SUB	SUB	SUB	SUB	SUB	IA									5	0	0	1
Jefferson, Malik	SUB	SUB	SUB	SUB	SUB	SUB	SUB	SUB									8	0	0	0
Johnson, D'Ernest	SUB	SUB	SUB	SUB	SUB	SUB	SUB	SUB									8	0	0	0
Kerridge, Joe																	0	0	0	0
Kirksey, Christian	WILL	WILL															2	2	0	0
Kush, Eric	RG	RG	RG	RG	RG	RG	RG	RG	SUB								8	7	0	0
Lamm, Kendall	SUB	IA	IA	IA	IA	IA	IA	IA									1	0	0	7
Landry, Jarvis	WR	WR	WR	WR	WR	WR	WR	WR									8	8	0	0
Lawrence, Devaroe	SUB	SUB	SUB	SUB	SUB	SUB	SUB	SUB									8	0	0	0
Lewis, Donnie	PS		PS	PS	PS	PS	PS	PS									0	0	0	0
Mayfield, Baker	QB	QB	QB	QB	QB	QB	QB	QB									8	8	0	0
McCray, Justin	SUB	DNP	RT	SUB	SUB	SUB	SUB	LT	SUB								7	2	1	0
McGuire, Elijah	PS	DNP		PS	PS	PS											0	0	1	0
Meander, Montrel								PS	PS								0	0	0	0
Mitchell, Terrance	SUB	SUB	CB	CB	CB	CB	DNP	SUB									7	4	1	0
Montgomery, D.J.																	0	0	0	1
Murray, Eric	SUB	S	S	S	SUB	SUB	SUB	IA									7	3	0	1
Njoku, David	TE	SUB															2	1	0	0
Ogunjobi, Larry	DT	DT	DT	DT	DT	DT	DT	DT									8	8	0	0
Pridgeon, Malcolm			PS	PS	PS	PS	PS	PS									0	0	0	0
Randall, Damarious	S	IA	IA	S	S	S	IA	IA									4	4	0	4
Ratley, Damion	SUB	WR	SUB	WR	SUB	IA	IA	IA									5	2	0	3
Redwine, Sheldrick	SUB	SUB	DNP	IA	IA	SUB	IA	SUB									4	0	1	3
Richardson, Sheldon	DT	DT	DT	DT	DT	DT	DT	DT									8	8	0	0
Robinson, Greg	LT	LT	LT	LT	LT	LT	SUB	LT									8	7	0	0
Sankoh, Tigie#	PS	PS	PS	PS	PS	PS	PS	PS									0	0	0	0
Schobert, Joe	MIKE	MIKE	MIKE	MIKE	MIKE	MIKE	MIKE	MIKE									8	8	0	0
Seals-Jones, Ricky	IA	SUB	SUB	SUB	SUB	TE	SUB	SUB									7	1	0	1
Seibert, Austin	SUB	SUB	SUB	SUB	SUB	SUB	SUB	SUB									8	0	0	0
Smith, Chris	SUB	SUB	DNP	SUB	SUB	SUB	SUB	IA	SUB								6	0	1	1
Stanton, Drew	DNP																0	0	1	0
Takitaki, Sione	IA	SUB	SUB	SUB	SUB	SUB	SUB	SUB									7	0	0	1
Taylor, Adarius	SUB	IA	SUB	SUB	SUB	SUB	SUB	SUB									7	0	0	1
Taylor, Taywan	IA	WR	SUB	SUB	IA	IA	IA	IA									3	1	0	5
Teller, Wyatt	IA	SUB	SUB	SUB	SUB	SUB	SUB	RG									7	1	0	1
Thomas, Chad	SUB	SUB	SUB	SUB	SUB	SUB	SUB	SUB									8	0	0	0
Thomas, Tavierre	SUB	SUB	SUB	SUB	SUB	SUB	SUB	SUB									8	0	0	0
Tretter, JC	C	C	C	C	C	C	C	C									8	8	0	0
Vernon, Olivier	DE	DE	DE	DE	DE	DE	DE	DE									8	8	0	0
Ward, Denzel	CB	CB	IA	IA	IA	IA	CB	CB									4	4	0	4
Williams, Greedy	CB	CB	IA	IA	IA	IA	CB	CB									4	4	0	4
Willies, Derrick	PS	PS	PS	PS	PS												0	0	0	0
Wilson, Mack	SUB	SUB	WILL	WILL	WILL	WILL	WILL	WILL									8	6	0	0
Wright, Willie	PS	PS	PS	PS	PS	PS	PS	PS									0	0	0	0

WEEK 1, GAME 1



**TITANS 43
BROWNS 13**

Sept. 8, 2019

FirstEnergy Stadium, Cleveland, OH.



The Cleveland Browns fell to the Tennessee Titans in Cleveland's season-opener for the 2019 season, 43-13. The Browns started the game with an efficient opening-drive, going 73 yards on 8 plays in 4:49, ending in a Dontrell Hilliard rushing touchdown to put the Browns ahead early on. After a missed PAT by Austin Seibert, the Browns led 6-0. The ensuing Titans drive would result in a Cairo Santos 37-yard field goal to put the Titans on the board, 6-3. The Titans would take the lead in the second quarter after stringing together an 11-play, 87-yard drive ending in a 1 yd. rushing touchdown by Derrick Henry, putting the Titans in front, 10-6. After trading possessions, the Titans would pin the Browns deep into their zone, ending with a sack in the end zone for a safety by Cameron Wake, to extend their lead to 12-6 heading into halftime. Receiving the ball to start the second half, the Titans would make it a two-possession game, 15-6, as Santos was successful from 53 yards out. Late into the third quarter the Browns would find the end zone again, this time through the air as Baker Mayfield found David Njoku on a quick pass at the goal line. With just over two minutes remaining in the third quarter, the Browns trailed 15-13. The Titans wasted no time with their response as Marcus Mariota's screen pass to Henry out of the backfield would go for 75 yards. Mariota found Delanie Walker in the end zone twice in the fourth quarter. Mariota's touchdown passes, just 3:29 apart, put the Titans up 36-13 with 9:03 remaining. With just over three minutes remaining, Malcolm Butler would intercept a Mayfield pass intended for Jarvis Landry, and return it 38 yards for a touchdown, further extending their lead and putting a cap on the contest, 43-13.

TEAM	1	2	3	4	F
Tennessee	3	9	10	21	43
Cleveland	6	0	7	0	13

SCORING SUMMARY

TEAM	Q	TIME	PLAY
Browns	1	10:11	D.Hilliard 4 yd. run (kick failed, wr)
Titans	1	6:32	C.Santos 37 yd. Field Goal (7-73, 3:39)
Titans	2	9:39	D.Henry 1 yd. run (C.Santos kick) (11-87, 5:10)
Titans	2	1:42	B.Mayfield sacked in the end zone by C.Wake for a Safety
Titans	3	11:53	C.Santos 53 yd. Field Goal (5-44, 3:07)
Browns	3	2:10	D.Njoku 3 yd. pass from B. Mayfield (A. Seibert kick) (6-61, 3:42)
Titans	3	1:57	D.Henry 75 yd. pass from M.Mariota (C.Santos kick) (1-75, 0:13)
Titans	4	12:32	De.Walker 11 yd. pass from M.Mariota (C.Santon kick) (4-35, 1:39)
Titans	4	9:03	De.Walker 7 yd. pass from M.Mariota (C.Santos kick) (4-34, 2:14)
Titans	4	3:02	M.Butler 38 yd. interception return (C.Santos kick)

TEAM STATISTICS

	TEN	CLE
FIRST DOWNS:	21	19
TIME OF POSSESSION:	29:18	30:42
TOTAL NET YARDS: (RU/PA):	339 (123/216)	346 (102/244)
SACKS/YARDS	5/41	4/32
PUNTS/AVERAGE:	6-46.2	5-46.6
PENALTIES/YARDS:	6-54	18-182
FUMBLES/LOST:	0/0	0/0

INDIVIDUAL STATISTICS

PASSING: TEN: M.Mariota 14-24-248 (3 TD); CLE: B.Mayfield 25-38-285 (TD, 3 INT).
RUSHING: TEN: D.Henry 19-84 (TD), M.Mariota 3-24, J.Smith 1-10, D.Lewis 3-7, R.Tannehill 2(-2); CLE: N.Chubb 17-75, D.Johnson 1-13, J. Landry 1-10, D.Hilliard 1-4 (TD).
RECEIVING: TEN: De.Walker 5-55 (2 TD), A.Brown 3-100, D.Lewis 3-6, D.Henry 1-75 (TD), J.Smith 1-7, A.Humphries 1-5; CLE: O.Beckham 7-71, J.Landry 4-67, D.Njoku 4-37, N.Chubb 3-10, R.Higgins 2-46, D.Johnson 2-23, D.Ratley 2-17, D.Hilliard 1-14.

WEEK 2, GAME 2



**BROWNS 23
JETS 3**

Sept. 16, 2019

MetLife Stadium, East Rutherford, N.J.



The Cleveland Browns picked up their first win of the 2019 with a dominant 23-3 victory over the New York Jets on Monday Night Football. Similar to the season-opener against the Titans, the Browns were able to drive down the field on the opening possession of the play and put point on the board, this time coming from a 23-yard field goal from rookie Austin Seibert. After forcing a quick three-and-out, the Browns would improve their led to 6-0 after a 48-yard field goal from Seibert. Without starting quarterback Sam Darnold, the Jets were led out the tunnel to start the game by Trevor Siemian, but an injury to Siemian in the second quarter would result in Luke Falk coming into the game at quarterback for the Jets. Led by Myles Garrett, the Browns defense were able to control the game for the most part and apply pressure at all times to the Jets. Garrett led the Browns in sacks with three on the night. Nick Chubb would get his first touchdown of the 2019 season when he ran 19 yards to the end zone early in the second quarter, further extending Cleveland's lead to 13-0. The Jets avoided the shutout in the second quarter when Sam Ficken kicked the ball through the uprights from 46 yards out. After a third field goal from Seibert, this time from 3 yards, the Browns led 16-3 at halftime. Back and forth, defensive stops to open up the third quarter saw the Browns lead 16-3 towards the end of the third quarter. QB Baker Mayfield extended his streak of at least one touchdown pass in 15 consecutive games to start his career when he found WR Odell Beckham Jr. on a short pass over the middle, resulting in an 89-yard touchdown reception for Beckham. This was a career-long touchdown reception for Beckham and put the cap on the contest at 23-3. The Browns advanced to 1-1 while the Jets fell to 0-2.

TEAM	1	2	3	4	F
Cleveland	6	10	7	0	23
New York	0	3	0	0	3

SCORING SUMMARY

TEAM	Q	TIME	PLAY
Browns	1	10:27	A.Seibert 23 yd. Field Goal (11-76, 4:33)
Browns	1	6:15	A.Seibert 48 yd. Field Goal (6-22, 2:32)
Browns	2	10:16	N.Chubb 19 yd. run (A.Seibert kick) (5-53, 3:07)
Jets	2	2:56	S.Ficken 46 yd. Field Goal (11-47, 7:20)
Browns	2	0:00	A.Seibert 43 yd. Field Goal (5-15, 0:35)
Browns	3	3:32	O.Beckham 89 yd. pass from B.Mayfield (A.Seibert kick) (1-89, 0:11)

TEAM STATISTICS

	CLE	NYJ
FIRST DOWNS:	16	13
TIME OF POSSESSION:	29:41	30:19
TOTAL NET YARDS: (RU/PA):	375 (70/305)	262 (93/169)
SACKS/YARDS	4-32	3-20
PUNTS/AVERAGE:	6-38.5	7-47.0
PENALTIES/YARDS:	9-85	12-89
FUMBLES/LOST:	0/0	1/1

INDIVIDUAL STATISTICS

PASSING: CLE: B.Mayfield 19-35-325 (TD); NYJ: L.Falk 20-25-198, T.Siemian 3-3-3.
RUSHING: CLE: N.Chubb 18-62 (TD), D.Johnson 3-8 ; NYJ: L.Bell 21-68, T.Montgomery 3-25.
RECEIVING: CLE: 6-161 (TD), N.Chubb 4-36, J.Landry 3-32, D.Ratley 2-50, D.Harris 1-4; NYJ: L.Bell 10-61, Ro.Anderson 4-81, J.Crowder 4-40, T.Montgomery 3-15, J.Bellamy 1-5, D.Thomas 1(-1).

WEEK 3, GAME 3



**RAMS 20
BROWNS 13**

Sept. 22, 2019

FirstEnergy Stadium, Cleveland, OH.



The Cleveland Browns were defeated by the Los Angeles Rams on Sunday night falling short, 20-13. In its first Sunday night game since the 2008 season, Cleveland welcomed the defending NFC Champion Los Angeles Rams, their first meeting since 2015. The defenses came to play to start the game, with teams trading possessions and punting early on. The Rams would be the first team to get on the board when K Greg Zuerlein's field goal attempt was good from 53 yards. The Browns would respond with a field goal of their own early in the second quarter when K Austin Seibert's attempt from 23 yards went through the uprights, capping off a 13-play, 70-yard drive lasting 7:25. After trading possessions and both teams punting, the Rams would find themselves in the Cleveland red zone, but Zuerlein's attempt from 48 yards out went wide right, keeping the score at 3-3 halfway through the second quarter. With 0:28 remaining in the half, DE Myles Garrett would record his sixth sack of the season, forcing a fumble, recovered by LB Joe Schobert and returned to the LAR 17. This forced fumble and return would set up another Seibert field goal. Seibert was successful from 35 yards out, putting the Browns up 6-3 at the half. Los Angeles wasted no time to start the second half to regain the lead. Capping off a 10-play, 75-yard drive, Goff found WR Cooper Kupp for the first of his two touchdowns on the night to put the Rams in front, 10-6. Cleveland showed no signs of going away on the ensuing drive, marching down the field 75 yards on 11 plays and capping it off with a 2 yd. TD pass to TE Demetrius Harris from Baker Mayfield in the back of the end zone to regain the lead, 13-10. Holding the lead, CB T.J. Carrie's diving effort was enough to intercept Goff and regain possession for the Browns. After trading possessions, the Rams found the end zone for the second time on the night when Kupp caught his second touchdown of the night, putting the Rams back into the lead 17-13. After forcing the Browns to punt, Los Angeles would reinforce their lead with a 37-yd. field goal from Zuerlein, extending the score to 20-13. S Juston Burris intercepted a Goff pass with under three minutes remaining to give the Browns one final possession with 2:46 remaining. The Browns found themselves on the LAR 4 with 0:43 remaining, but a defensive stand by Los Angeles would close out game.

TEAM	1	2	3	4	F
Los Angeles	3	0	7	10	20
Cleveland	0	6	7	0	13

SCORING SUMMARY

TEAM Q TIME PLAY

Rams	1	4:06	G.Zuerlein 53 yd. Field Goal (11-51, 4:58)
Browns	2	11:41	A.Seibert 23 yd. Field Goal (13-70, 7:25)
Browns	2	0:00	A.Seibert 35 yd. Field Goal (4-0, 0:18)
Rams	3	10:40	C.Kupp 11 yd. pass from J.Goff (G.Zuerlein kick) (10-75, 4:20)
Browns	3	4:37	D.Harris 2 yd. pass from B.Mayfield (A.Seibert kick) (11-75, 6:03)
Rams	4	12:48	C.Kupp 6 yd. pass from J.Goff (G.Zuerlein kick) (8-72, 4:12)
Rams	4	6:37	G.Zuerlein 37 yd. Field Goal (9-43, 2:37) 20 13

TEAM STATISTICS

	LAR	CLE
FIRST DOWNS:	20	18
TIME OF POSSESSION:	28:23	31:37
TOTAL NET YARDS: (RU/PA):	345 (90/255)	270 (95/175)
SACKS/YARDS	3/20	2/14
PUNTS/AVERAGE:	2-39.5	6-40.0
PENALTIES/YARDS:	7-50	8-60
FUMBLES/LOST:	1/1	1/0

INDIVIDUAL STATISTICS

PASSING: CLE: B.Mayfield 18-36-195 (TD, INT); LAR: J.Goff 24-38-269 (2 TD, 2 INT)
RUSHING: CLE: N.Chubb 23-96, B.Mayfield 1-(-1); LAR: T.Gurley 14-43, R.Woods 2-18, J.Goff 4-14, B.Cooks 1-8, M.Brown 3-7;
RECEIVING: CLE: O.Beckham 6-56, N.Chubb 4-35, J.Landry 3-62, D.Ratley 3-26, R.Seals-Jones 1-14, D.Harris 1-2 (TD); LAR: C.Kupp 11-102 (2 TD), B.Cooks 8-112, R.Woods 3-40, G.Everett 2-15.

WEEK 4, GAME 4



**BROWNS 40
RAVENS 25**

Sept. 29, 2019

M&T Bank Stadium, Baltimore, MD.



The Cleveland Browns defeated the divisional-rival Baltimore Ravens on Sunday afternoon, 40-25. Cleveland was first to put points on the board when QB Baker Mayfield found TE Ricky Seals-Jones on a shallow crossing route in space for a touchdown with 2:50 remaining in the first quarter. After Ravens CB Maurice Canaday intercepted Mayfield, the Ravens were able find the end zone with 1:55 to go in the first half. QB Lamar Jackson's 9-yd. TD pass over the middle was hauled in by WR Miles Boykin. Cleveland responded well to the Ravens' late score by running a 10-play, 81-yard drive in just 1:47 that was capped off by a 24-yd. field goal from K Austin Seibert to the put the Browns in front, 10-7, entering halftime. Baltimore opened the second half with the ball and tied the game at 10-10 with a 41-yd. field goal from Ravens K Justin Tucker. Cleveland's ensuing drive took just 1:34 off the clock as they went 75 yards in three plays. On second and eight from the CLE 27, Mayfield found Seals-Jones in a soft spot of the Ravens' zone coverage, sending Seals-Jones down the field for a 59-yd. reception. On the next play, RB Nick Chubb scored his fourth rushing touchdown on the season, side-stepping and breaking tackles on a 14-yd. run to the end zone. The following drive for the Ravens had promise as they traveled 43 yards on six plays before S Jermaine Whitehead forced a fumble from Ravens RB Mark Ingram II, with DE Chad Thomas recovering. The Browns, now up 17-10, doubled their lead when Chubb capped off an 8-play, 74-yard drive, scoring his second touchdown on the afternoon. Baltimore's ensuing drive was their longest of the game, when they went 75 yards in 14 plays, spanning 6:02. Jackson's pass over the middle in the end zone to TE Mark Andrews, followed by a converted two-point attempt from Ingram, made the divisional clash a one-possession game with 9:51 remaining in the contest. Backed up to their own 12-yard line, Chubb and the Browns wasted no time with their response as a toss to the right for Chubb saw him find a gap in the line as he sprinted 88 yards for a touchdown to regain a two-possession. After a failed two-point attempt from Cleveland, the Browns led 30-18 with 9:35 remaining. Just 1:15 later, the Browns were able to make a defensive stand in the middle of the field as the Ravens turned the ball over on downs. The Browns capitalized and turned it into three points when Seibert was successful from 43 yards, extending Cleveland's lead to 33-18 with 6:56 remaining in the game. On first and 10 from the BAL 46, Jackson looked deep over the middle for Andrews but was intercepted by Whitehead with 5:52 remaining. The Ravens were able to force a three-and-out from the Browns, but their next drive would end in another turnover as DE Devaroe Lawrence recorded his first career interception as he was able to tip Jackson's pass and haul it in himself. RB Dontrell Hilliard capped off the Browns following drive with a 1-yd. TD rush, his second of the season, to put the Browns in front 40-18. Ravens WR Willie Snead caught a short pass from Jackson and turned it up field for a 50-yd. TD catch with 0:30 remaining in the game to make it 40-25.

TEAM	1	2	3	4	F
Cleveland	7	3	14	16	25
Baltimore	0	7	3	15	40

SCORING SUMMARY

TEAM Q TIME PLAY

Browns	1	2:50	R.Seals-Jones 9 yd. pass from B.Mayfield (A.Seibert kick) (13-84, 8:31)
Ravens	2	1:55	M.Boykin 9 yd. pass from L.Jackson (J.Tucker kick) (7-58, 3:40)
Browns	2	0:08	A.Seibert 24 yd. Field Goal (10-81, 1:47)
Ravens	3	11:15	J.Tucker 41 yd. Field Goal (8-62, 3:45)
Browns	3	9:41	N.Chubb 14 yd. run (A.Seibert kick) (3-75, 1:34)
Browns	3	0:53	N.Chubb 2 yd. run (A.Seibert kick) (8-74, 5:18)
Ravens	4	9:51	M.Andrews 8 yd. pass from L.Jackson (M.Ingram run) (14-75, 6:02)
Browns	4	9:35	N.Chubb 88 yd. run (pass failed) (1-83, 0:16)
Browns	4	6:56	A.Seibert 43 yd. Field Goal (4-6, 1:19) 33 18
Browns	4	2:14	D.Hilliard 1 yd. run (A.Seibert kick) (6-39, 3:07)
Ravens	4	0:30	W.Snead 50 yd. pass from L.Jackson (5-79, 1:44)

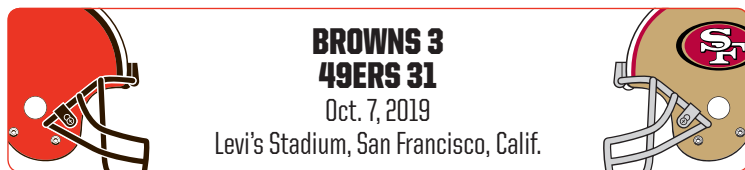
TEAM STATISTICS

	CLE	BAL
FIRST DOWNS:	22	24
TIME OF POSSESSION:	30:17	29:43
TOTAL NET YARDS: (RU/PA):	530 (193/337)	395 (173/222)
SACKS/YARDS	4/25	1/5
PUNTS/AVERAGE:	3-42.3	3-43.7
PENALTIES/YARDS:	6-41	3-15
FUMBLES/LOST:	0-0	2-1

INDIVIDUAL STATISTICS

PASSING: CLE: B.Mayfield 20-30-342 (TD, INT), O.Beckham 1-0-0; BAL: L.Jackson 24-34-243 (3 TDs, 2 INT).
RUSHING: CLE: N.Chubb 20-165 (3 TDs), D.Hilliard 6-27 (TD), B.Mayfield 3-1; BAL: M.Ingram 12-71, L.Jackson 9-66, G.Edwards 6-28, J.Hill 2-8.
RECEIVING: CLE: J.Landry 8-167, R.Seals-Jones 3-82 (TD), N.Chubb 3-18, D.Hilliard 2-27, O.Beckham 2-20, P.Brown 1-18, D.Ratley 1-10; BAL: S.Roberts 4-36, M.Andrews 4-31 (TD), M.Brown 4-22, M.Boykin 3-32 (TD), W.Snead 2-61 (TD), H.Hurst 2-39, J.Hill 2-9, N.Boyle 1-9, G.Edwards 1-8, M.Ingram 1-0.

WEEK 5, GAME 5



The Cleveland Browns were defeated by the San Francisco 49ers on Monday night, 31-3. After forcing a three-and-out to open the game, the 49ers got on the board early and on their first offensive play of the game. 49ers RB Matt Breida's 83-yard rushing touchdown just 1:43 into the game opened the scoring between the teams. San Francisco was able to retain possession of the ball quickly after when 49ers CB Richard Sherman intercepted QB Baker Mayfield. The 49ers doubled their lead just past the halfway point of the first quarter when 49ers QB Jimmy Garoppolo found Breida for a 5-yard touchdown pass, Breida's second touchdown of the game. The 49ers were able to force another turnover from Mayfield, this time a forced fumble by 49ers DT DeForest Buckner. The Browns were able to put points on the board early in the second quarter when K Austin Seibert's field goal attempt from 30 yards was good. With 4:45 remaining in the second quarter, Mayfield was intercepted for the second time in the game when 49ers CB K'Waun Williams was able to grab a bobble from WR Antonio Callaway at the SF 2, and return it to midfield. Shortly after, 49ers RB Tevin Coleman put the 49ers up 21-3 with a 19-yard rushing touchdown. San Francisco extended their lead to 28-3 on the opening drive of the second half when Garoppolo threw a 22-yard touchdown pass over the middle to 49ers TE George Kittle. With 5:08 left in the game, the 49ers would score for their final points on the night, extending their lead for a final time, 31-3 with a 44-yard field goal from K Robbie Gould.

TEAM	1	2	3	4	F
Cleveland	0	3	0	0	3
San Francisco	14	7	7	3	31

SCORING SUMMARY

TEAM	Q	TIME	PLAY
49ers	1	13:37	M.Breida 83 yd. run (R.Gould kick) (1-83, 0:11)
49ers	1	6:26	M.Breida 5 yd. pass from J.Garoppolo (R.Gould kick) (8-74, 3:57)
Browns	2	11:22	A.Seibert 30 yd. Field Goal (10-51, 4:47)
49ers	2	1:54	T.Coleman 19 yd. run (R.Gould kick) (6-49, 2:51)
49ers	3	10:37	G.Kittle 22 yd. pass from J.Garoppolo (R.Gould kick) (9-90, 4:23)
49ers	4	5:08	R.Gould 44 yd. Field Goal (4-3, 1:54)

TEAM STATISTICS

	CLE	SF
FIRST DOWNS:	9	22
TIME OF POSSESSION:	22:17	37:43
TOTAL NET YARDS: (RU/PA):	180(102/78)	446(275/171)
SACKS/YARDS	2/10	4/42
PUNTS/AVERAGE:	7/56.7	4/44.0
PENALTIES/YARDS:	7/55	4/34
FUMBLES/LOST:	3/2	1/0

INDIVIDUAL STATISTICS

PASSING: CLE: B.Mayfield 8-22-100 (2 INT), O.Beckham, Jr. 1-1-20, G.Gilbert 1-0-0
SF: J.Garoppolo 20-29-181 (2 TD)
RUSHING: CLE: N.Chubb 16-87, O.Beckham, Jr. 2-15; **SF:** M.Breida 11-114 (TD), T.Coleman 16-97 (TD), R.Mostert 7-34, G.Kittle 1-18, M.Goodwin 1-15, J.Garoppolo 4-(-3).
RECEIVING: CLE: J.Landry 4-75, O.Beckham, Jr. 2-27, N.Chubb 1-12, D.Johnson 1-6, D.Harris 1-0; **SF:** G.Kittle 6-70 (TD), M.Goodwin 3-41, M.Breida 3-15 (TD), K.Bourne 2-24, K.Jusczyk 2-20, R.Dwelle 2-(-3), D.Pettis 1-11, D.Samuel 1-3.

WEEK 6, GAME 6



The Seattle Seahawks defeated the Cleveland Browns on Sunday afternoon, 32-28. Giving the Browns their best field position to start a game this season, RB Dontrell Hilliard returned the opening kickoff 74 yards to the SEA 26. The Browns capitalized on this with an opening-drive touchdown rush from RB N.Chubb from seven yards out to put the Browns in front, 7-0 to begin the day. Seahawks QB R.Wilson responded with 75-yard touchdown drive, ending with a 16-yard TD rush from the quarterback. K J.Meyers' PAT attempt was no good, wide right. The Browns extended their lead on the ensuing drive when QB B.Mayfield led a 10-play, 69-yard drive, capped off by a rushing touchdown of his own from 10 yards out. The Browns led 14-6 entering the second quarter and once again extended their lead to 20-6 early in the second quarter when Mayfield found TE R.Seals-Jones on a 31-yard TD pass. K A.Seibert's PAT attempt was no good, wide left. After a blocked punt and two interceptions from the Seattle defense, Meyers was good on two field goals from 38 and 20 yards out to cut into Cleveland's lead. Late in the first half, Seattle found the end zone for the second time, this time coming through the air when Wilson found WR J.Brown in the right side of the end zone from 17 yards out. After a failed two-point conversion attempt by the Seahawks, Cleveland entered halftime with a 20-18 lead. After a punt from Seattle and a fumble by Chubb, Seattle took the lead for the first time with 6:00 remaining in the third quarter when Wilson found Brown in the end zone for the second time on the afternoon, this time from 6 yards out to put Seattle in front, 25-20. After defensive stops, a fumble by RB C.Prosise, and a goal-line stop by the Seahawks, neither team put points on the board again until 9:02 remained in the fourth quarter when Chubb rushed for his second touchdown on the day, this time from 2 yards out, to put the Browns back in front, 28-25. Down by three, with the ball and 9:02 remaining in the game, Wilson and the Seahawks put together a 9-play, 79-yard drive lasting 5:32. The drive was capped off by a rushing touchdown from RB C.Carson to put the Seahawks in front, 32-28. The Browns received the ball with 3:30 remaining in the game, but the Seahawks regained possession and closed out the game just 49 seconds later when K.Wright intercepted Mayfield.

TEAM	1	2	3	4	F
Seattle	6	12	7	7	32
Cleveland	14	6	0	8	28

SCORING SUMMARY

TEAM	Q	TIME	PLAY
Browns	1	13:01	N.Chubb 7 yd. run (A.Seibert kick) (3-23, 1:59)
Seahawks	1	8:52	R.Wilson 16 yd. run (kick failed, wr) (7-75, 4:09)
Browns	1	4:43	B.Mayfield 10 yd. run (A.Seibert kick) (10-69, 4:09)
Browns	2	14:54	R.Seals-Jones 31 yd. pass from B.Mayfield (kick failed, wl) (3-92, 1:25)
Seahawks	2	10:46	J.Myers 38 yd. Field Goal (9-55, 4:08)
Seahawks	2	7:25	J.Myers 20 yd. Field Goal (6-18, 2:41)
Seahawks	2	0:22	J.Brown 17 yd. pass from R.Wilson (run failed)
Seahawks	3	6:00	J.Brown 6 yd. pass from R.Wilson (J.Myers kick) (7-58, 2:54)
Browns	4	9:02	N.Chubb 3 yd. run (B.Mayfield-D.Harris pass) (2-24, 0:46)
Seahawks	4	3:30	C.Carson 1 yd. run (J.Myers kick) (9-79, 5:32)

TEAM STATISTICS

	SEA	CLE
FIRST DOWNS:	29	21
TIME OF POSSESSION:	33:41	26:19
TOTAL NET YARDS: (RU/PA):	454(170/284)	406(249/157)
SACKS/YARDS	0/0	3/11
PUNTS/AVERAGE:	4/39.0	2/30.5
PENALTIES/YARDS:	10/65	9/83
FUMBLES/LOST:	1/1	1/1

INDIVIDUAL STATISTICS

PASSING: CLE: B.Mayfield 22-37-249 (1 TD, 3 INT). **SEA:** R.Wilson 23-33-295 (2 TD).
RUSHING: CLE: N.Chubb 20-122 (2 TD), B.Mayfield 4-35 (TD); **SEA:** C.Carson 24-124 (TD), R.Wilson 9-31 (TD), C.Prosise 3-8, DK.Metcalf 1-4, T.Lockett 1-3.
RECEIVING: CLE: O.Beckham 6-101, N.Chubb 5-17, R.Seals-Jones 3-47 (TD), J.Landry 3-36, A.Callaway 2-22, D.Hilliard 2-17, P.Brown 1-9; **SEA:** T.Lockett 5-75, DK.Metcalf 4-69, C.Carson 4-35, D.Moore 3-36, J.Brown 3-29 (2 TD), L.Wilson 2-16, N.Bellore 1-20, C.Prosise 1-15.

WEEK 8, GAME 7



**BROWNS 13
PATRIOTS 27**

Oct. 27, 2019

Gillette Stadium, Foxborough, Mass.



The New England Patriots defeated the Cleveland Browns, 27-13, on Sunday afternoon. A rainy afternoon in New England to begin the game saw both teams rush the ball early and often. After a series of punts, the Patriots were first to put points on the board just past the halfway mark of the first quarter when K Mike Nugent was good from 20 yards to put the Patriots in front, 3-0. On the ensuing drive, LB Dont'a Hightower recovered a Nick Chubb fumble and returned it for a touchdown to further extend New England's lead to 10-0. The very next play for the Browns resulted in another fumble from Chubb, this time at the end of a 44-yard gain on the ground. After being forced to punt, the Patriots defense created yet another turnover when DT Lawrence Guy intercepted Baker Mayfield on the Browns' first play of the drive. New England capitalized on the interception when QB Tom Brady found WR Julian Edelman in the end zone for an 8-yard TD pass, extending the Patriots' lead to 17-0 at the end of the first quarter. Cleveland was able to cut into New England's lead when TE Demetrius Harris capped off a 6-play, 54-yard drive with a 21-yard TD reception from QB Baker Mayfield to make it 17-7 in favor of the Patriots entering halftime. With 8:37 remaining in the third quarter, K Austin Seibert made it a one-possession game, 17-10, with a 38-yard field goal. Just 2:26 later, Brady and the Patriots completed a 7-play, 84-yard drive, resulting in another touchdown reception for Edelman, this time from 14 yards out. Nugent extended the Patriots' lead for the final time at the halfway point of the fourth quarter with a 29-yard field goal to give the Patriots a 27-10 lead. Seibert was able to cut into the Patriots' lead for Cleveland with a 47-yard field late in the fourth quarter. New England would finish out the game, defeating the Browns, 27-10.

TEAM	1	2	3	4	F
Cleveland	0	7	3	3	13
New England	17	0	7	3	27

SCORING SUMMARY

TEAM Q TIME PLAY

Patriots	1	6:35	M.Nugent 20 yd. Field Goal (12-71, 5:53)
Patriots	1	5:45	D.Hightower 26 yd. fumble return (M.Nugent kick)
Patriots	1	1:47	J.Edelman 8 yd. pass from T.Brady (M.Nugent kick) (2-11, 0:44)
Browns	2	7:44	D.Harris 21 yd. pass from B.Mayfield (A.Seibert kick) (6-54, 3:28)
Browns	3	8:37	A.Seibert 38 yd. Field Goal (12-55, 6:23)
Patriots	3	6:11	J.Edelman 14 yd. pass from T.Brady (M.Nugent kick)
Patriots	4	7:43	M.Nugent 29 yd. Field Goal (11-62, 5:27)
Browns	4	2:33	A.Seibert 47 yd. Field Goal (7-47, 1:34)

TEAM STATISTICS

	CLE	NE
FIRST DOWNS:	15	19
TIME OF POSSESSION:	27:45	32:15
TOTAL NET YARDS: (RU/PA):	310(159/151)	318(79/239)
SACKS/YARDS	3/20	5/43
PUNTS/AVERAGE:	4/44.5	5/45.4
PENALTIES/YARDS:	13/85	4/32
FUMBLES/LOST:	3/2	1/0

INDIVIDUAL STATISTICS

PASSING: CLE: B.Mayfield 20-31-194 (TD, INT) NE: T.Brady 20-36-259 (2 TD)
RUSHING: CLE: N.Chubb 20-131, B.Mayfield 1-18, D.Hilliard 1-10; NE: S.Michel 21-74, R.Burkhead 3-4, J.White 2-4, J.Edelman 1(-3).
RECEIVING: CLE: J.Landry 5-65, O.Beckham Jr. 5-52, D.Hilliard 4-24, D.Harris 2-33 (TD), A.Callaway 2-11, N.Chubb 1-7, R.Higgins 1-2; NE: J.Edelman 8-78 (2 TD), J.White 4-75, P.Dorsett 3-43, M.Sanu 2-23, B.Watson 1-26, R.Burkhead 1-9, J.Meyers 1-5.

WEEK 9, GAME 8



**BROWNS 19
BRONCOS 24**

Nov. 3, 2019

Empower Field at Mile High, Denver, Colo.



The Denver Broncos defeated the Cleveland Browns on Sunday afternoon, 24-19. After punts on each teams' opening possession, the Broncos were the first to put points on the board when Broncos QB Brandon Allen found Broncos WR Courtland Sutton over the top in the end zone from 21 yards, capping off a 9-play, 63-yard drive with 6:16 remaining in the first quarter. The Browns responded on the ensuing drive when K Austin Seibert's field goal attempt from 39 yards was good. The very next play from scrimmage resulted in a 75-yard touchdown reception for Broncos rookie TE Noah Fant. Fant caught Allen's pass 10 yards downfield before breaking three tackles and turning up field and to the end zone. Trailing 14-3, the Browns were able to reach the red zone again, resulting in another field goal from Seibert, this time from 30 yards out. The Browns would inch closer with their third first-half field goal with 3:53 remaining in the first when Seibert was successful from 27 yards. After a 43-yard field goal from Broncos K Brandon McManus, the Broncos entered the half with a 17-12 lead. After trading possessions and forcing punts to start the third quarter, a crucial moment in the game came when QB Baker Mayfield was stopped for no gain on a fourth and one on the Denver 5-yard line. After failing to convert, Broncos RB Phillip Lindsay extended Denver's lead to 24-12 with a 30-yard rush with 1:13 remaining in the third quarter. Down 12, the Browns showed signs of life early in the fourth quarter when QB Baker Mayfield found WR Jarvis Landry in the flat before turning it up field into the end zone for a 9-yard touchdown reception. Cleveland's first touchdown of the game capped off a 9-play, 76-yard drive. Now trailing 24-19, the Browns were able to gain possession one last time with 7:21 remaining in the contest, but Cleveland was unable to convert on fourth down in Denver territory with 3:19 remaining. The Cleveland defense was not able to force a three-and-out, thus allowing Denver to run out the clock and seal the victory.

TEAM	1	2	3	4	F
Cleveland	0	12	0	7	19
Denver	7	10	7	0	24

SCORING SUMMARY

TEAM Q TIME PLAY

Broncos	1	6:09	C.Sutton 21 yd. pass from B.Allen (B.McManus kick) (9-63, 4:47)
Browns	2	12:48	A.Seibert 39 yd. Field Goal (5-19, 2:20) 3 7 2 12:48
Broncos	2	12:34	N.Fant 75 yd. pass from B.Allen (B.McManus kick) (1-75, 0:14)
Browns	2	7:14	A.Seibert 30 yd. Field Goal (9-64, 5:20)
Browns	2	3:49	A.Seibert 27 yd. Field Goal (6-9, 2:22)
Broncos	2	1:47	B.McManus 43 yd. Field Goal (5-43, 2:02)
Browns	2	0:15	A.Seibert 30 yd. Field Goal (13-63, 1:32)
Broncos	3	1:06	P.Lindsay 30 yd. run (B.McManus kick) (7-95, 4:10)
Browns	4	10:47	J.Landry 9 yd. pass from B.Mayfield (A.Seibert kick) (9-76, 5:19)

TEAM STATISTICS

	CLE	DEN
FIRST DOWNS:	21	13
TIME OF POSSESSION:	35:30	24:30
TOTAL NET YARDS: (RU/PA):	351 (90/261)	302 (127/175)
SACKS/YARDS	3/18	2/12
PUNTS/AVERAGE:	3/53.3	4/43.3
PENALTIES/YARDS:	5/40	7/55
FUMBLES/LOST:	0-0	1/1

INDIVIDUAL STATISTICS

PASSING: CLE: B.Mayfield 27-42-273 (TD) DEN: B.Allen 12-20-193 (2 TD).
RUSHING: CLE: N.Chubb 20-65, B.Mayfield 3-22, D.Hilliard 5-8, O.Beckham Jr. 1(-5); DEN: P.Lindsay 9-92 (TD), R.Freeman 5-15, B.Allen 5-13, C.Sutton 1-7.
RECEIVING: CLE: J.Landry 6-51 (TD), O.Beckham Jr. 5-87, A.Callaway 4-56, N.Chubb 4-26, D.Harris 3-25, R.Seals-Jones 2-12, D.Hilliard 2-6, K.Hodge 1-10; DEN: C.Sutton 5-56 (TD), N.Fant 3-115 (TD), D.Booker (1-14, T.Fumagali 1-9, D.Spencer 1-0.

2019 STATISTICS

Won 2, Lost 6

9/8/2019	L	13 - 43	Tennessee Titans
9/16/2019	W	23 - 3	at New York Jets
9/22/2019	L	13 - 20	Los Angeles Rams
9/29/2019	W	40 - 25	at Baltimore Ravens
10/7/2019	L	3 - 31	at San Francisco 49ers
10/13/2019	L	28 - 32	Seattle Seahawks
10/27/2019	L	13 - 27	at New England Patriots
11/3/2019	L	19 - 24	at Denver Broncos

Total First Downs

	Cleveland	Opponent
Rushing	39	52
Passing	86	88
Penalty	16	21
3rd Down: Made/Att	30/98	34/102
3rd Down Pct.	30.6%	33.3%
4th Down: Made/Att	3/11	4/7
4th Down Pct.	27.3%	57.1%
Possession Avg.	29:16	30:44
Total Net Yards	2768	2860
Avg. Per Game	346.0	357.5
Total Plays	484	500
Avg. Per Play	5.7	5.7
Net Yards Rushing	968	1130
Avg. Per Game	121.0	141.3
Total Rushes	187	230
Net Yards Passing	1800	1730
Avg. Per Game	225.0	216.3
Sacked/Yards Lost	23/183	25/162
Gross Yards	1983	1892
Attempts/Completions	274/160	245/160
Completion Pct.	58.4%	65.3%
Had Intercepted	12	4
Punts/Average	36/45.2	35/44.2
Net Punting Avg.	41.9	40.6
Penalties/Yards	75/631	53/393
Fumbles/Ball Lost	8/5	8/5
Touchdowns	16	24
Rushing	9	6
Passing	7	16
Returns	0	2

Score By Periods

	Q1	Q2	Q3	Q4	OT	Pts
Team	33	47	38	34	0	152
Opponents	50	48	48	59	0	205

Scoring

	TD	Ru	Pa	Rt	PAT	FG	2Pt	Pts
A.Seibert	0	0	0	0	12/14	14/14	0	54
N.Chubb	6	6	0	0	0/0	0/0	0	36
D.Harris	2	0	2	0	0/0	0/0	1	14
R.Seals-Jones	2	0	2	0	0/0	0/0	0	12
D.Hilliard	2	2	0	0	0/0	0/0	0	12
B.Mayfield	1	1	0	0	0/0	0/0	0	6
D.Njoku	1	0	1	0	0/0	0/0	0	6
O.Beckham	1	0	1	0	0/0	0/0	0	6
J.Landry	1	0	1	0	0/0	0/0	0	6
Team	16	9	7	0	12/14	14/14	1	152
Opponents	24	6	16	2	21/22	12/18	1	205

2-Pt. Conversions: Team 1/2, Opponents: 1/2

Sacks: M.Garrett 10.0, L.Ogunjobi 4.0, O.Vernon 3.0, M.Burnett 2.0, D.Randall 2.0, J.Schobert 1.0, M.Wilson 1.0, E.Murray 1.0, C.Thomas 1.0 Team: 25.0, Opponents: 23.0

Rushing	No.	Yds	Avg	Long	TD
N.Chubb	154	803	5.2	88t	6
B.Mayfield	12	75	6.3	18	1
D.Hilliard	13	49	3.8	11	2
D.Johnson	4	21	5.3	13	0
O.Beckham	3	10	3.3	11	0
J.Landry	1	10	10.0	10	0
Team	187	968	5.2	88t	9
Opponents	230	1130	4.9	83t	6

Receiving	No.	Yds	Avg	Long	TD
O.Beckham	39	575	14.7	89t	1
J.Landry	36	555	15.4	65	1
N.Chubb	25	161	6.4	30	0
D.Hilliard	11	88	8.0	19	0
R.Seals-Jones	9	155	17.2	59	2
D.Ratley	8	103	12.9	29	0
A.Callaway	8	89	11.1	41	0
D.Harris	8	64	8.0	21t	2
D.Johnson	6	71	11.8	27	0
D.Njoku	4	37	9.3	18	1
R.Higgins	3	48	16.0	35	0
P.Brown	2	27	13.5	18	0
K.Hodge	1	10	10.0	10	0
S.Carlson	0	0	0.0	0	0
T.Taylor	0	0	0.0	0	0
Team	160	1983	12.4	89t	7
Opponents	160	1892	11.8	75t	16

Interceptions	No.	Yds	Avg	Long	TD
J.Burris	1	15	15.0	15	0
D.Lawrence	1	0	0.0	0	0
T.Carrie	1	0	0.0	0	0
J.Whitehead	1	0	0.0	0	0
Team	4	15	3.8	15	0
Opponents	12	167	13.9	49	1

Punting	No	Yds	Avg	Net	TB	In	Lg	B
J.Gillan	35	1627	46.5	41.9	2	18	71	1
Team	36	1627	45.2	41.9	2	18	71	1
Opponents	35	1548	44.2	40.6	2	12	70	0

Punt Returns	Ret	FC	Yds	Avg	Long	TD
J.Landry	5	8	53	10.6	18	0
D.Hilliard	5	1	40	8.0	18	0
O.Beckham	1	0	-6	-6.0	-6	0
Team	11	9	87	7.9	18	0
Opponents	7	12	79	11.3	32	0

Kickoff Returns	No.	Yds	Avg	Long	TD
D.Hilliard	10	292	29.2	74	0
T.Taylor	3	53	17.7	23	0
T.Thomas	2	57	28.5	31	0
D.Johnson	2	36	18.0	23	0
J.Ratley	1	12	12.0	12	0
Team	18	450	25.0	74	0
Opponents	17	317	18.6	32	0

Field Goals	1-19	20-29	30-39	40-49	50+
A.Seibert	0/0	4/4	6/6	4/4	0/0
Team	0/0	4/4	6/6	4/4	0/0
Opponents	0/0	3/4	3/5	4/6	2/3

Fumbles Lost: N.Chubb 3, B.Mayfield 1, O.Beckham 1 Total: 5
Opponent Fumble Recoveries: T.Carrie 1, J.Schobert 1, D.Lawrence 1, C.Thomas 1, D.Ward 1 Total: 5

Passing	Att	Cmp	Yds	Cmp%	Yds/Att	TD	TD%	Int	Int%	Long	Sack	Lost	Rating
B.Mayfield	271	159	1963	58.7%	7.2	7	2.6%	12	4.4%	89t	23/	183	71.3
O.Beckham	2	1	20	50.0%	10.0	0	0.0%	0	0.0%	20	0/	0	85.4
G.Gilbert	1	0	0	0.0%	0.0	0	0.0%	0	0.0%	0	0/	0	39.6
Team	274	160	1983	58.4%	7.2	7	2.6%	12	4.4%	89t	23/	183	71.2
Opponents	245	160	1892	65.3%	7.7	16	6.5%	4	1.6%	75t	25/	162	103.6

2019 STATISTICS

2019 DEFENSIVE STATISTICS

PLAYER	TACKLES			SK	INTERCEPTIONS				LG	TD	FUMBLES			YDS
	TOTAL	SOLO	ASST		YDS	NO	YDS	PD			FF	FR		
Joe Schobert	77	55	22	1	10	0	0	0	0	1	2	1	21	
Jermaine Whitehead	41	31	10	0	0	1	0	0	0	2	1	0	0	
Mack Wilson	35	24	11	1	8	0	0	0	0	3	0	0	0	
Sheldon Richardson	32	25	7	0	0	0	0	0	0	1	0	0	0	
T.J. Carrie	28	24	4	0	0	1	0	0	0	2	0	1	0	
Morgan Burnett	28	16	12	2	19	0	0	0	0	0	0	0	0	
Myles Garrett	27	18	9	10	63	0	0	0	0	0	2	0	0	
Larry Ogunjobi	25	21	4	4	26	0	0	0	0	0	0	0	0	
Olivier Vernon	23	19	4	3	20	0	0	0	0	0	1	0	0	
Eric Murray	22	15	7	1	4	0	0	0	0	1	0	0	0	
Damarious Randall	20	15	5	2	9	0	0	0	0	3	0	0	0	
Terrance Mitchell	18	15	3	0	0	0	0	0	0	2	0	0	0	
Denzel Ward	13	10	3	0	0	0	0	0	0	3	0	1	0	
Greedy Williams	13	10	3	0	0	0	0	0	0	0	0	0	0	
Christian Kirksey	11	6	5	0	0	0	0	0	0	0	0	0	0	
Chad Thomas	8	3	5	1	3	0	0	0	0	0	0	1	1	
Juston Burris	7	7	0	0	0	1	15	0	0	1	0	0	0	
Devaroe Lawrence	7	4	3	0	0	1	0	0	0	1	0	1	0	
Daniel Ekuale	4	3	1	0	0	0	0	0	0	0	0	0	0	
Genard Avery	1	1	0	0	0	0	0	0	0	0	0	0	0	
Chris Smith	0	0	0	0	0	0	0	0	0	1	0	0	0	
Totals	440	322	118	25	162	4	15	0	0	17	6	4	22	

2019 SPECIAL TEAMS STATISTICS

PLAYER	TACKLES			FF	FR	BLK
	TOTAL	SOLO	ASST			
Tavierre Thomas	6	3	3	0	1	1
KhaDarel Hodge	5	4	1	0	0	0
Sione Takitaki	5	2	3	0	0	0
Shekdrick Redwine	4	2	2	0	0	0
Dontrell Hilliard	3	2	1	0	0	0
Robert Jackson	2	2	0	0	0	0
Malik Jefferson	1	1	0	0	0	0
Demetrius Harris	1	1	0	0	0	0
D'Ernest Johnson	1	1	0	0	0	0
Willie Harvey	1	0	1	0	0	0
Mack Wilson	1	1	0	0	0	0
Eric Murray	1	0	1	0	0	0
Jamie Gillan	1	1	0	0	0	0
Pharaoh Brown	0	0	1	0	0	0
Denzel Ward	0	0	0	0	0	1
Totals	32	20	13	0	1	2

2019 MISCELLANEOUS STATISTICS

PLAYER	TKL	FF	FR
JC Tretter	2	0	0
Pharaoh Brown	1	0	0
Nick Chubb	1	0	0
Jarvis Landry	1	0	0
Antonio Callaway	1	0	0
Eric Kush	1	0	0
Dontrell Hilliard	1	0	0
Chris Hubbard	1	0	0
Joel Bitonio	1	0	0
Odell Beckham Jr.	1	0	0
Baker Mayfield	1	0	1
Greg Robinson	0	0	1
Totals	12	0	2

2019 BROWNS GAME-BY-GAME OFFENSIVE STATISTICS

OPP	1ST DOWNS			DOWN CONV.			RUSHING			PASS			TDs			FGs			FUM			PEN			PUNTS					
	T	R	Pass	Pen.	3rd	4th	Net Yds.	Plays	Net	Att.	Avg.	Net Skd-Yds.	Gross	A	C	TD	INT	R	P	Ret.	M	A	No.	Last	No.	Yds.	No.	Avg.	POSS.	
vs. TEN (9/8)	19	4	13	2	1-10	0-2	346	63	102	20	5.1	244	285	38	25	1	3	2	1	0	0	0	0	0	18	182	5	46.6	30:42	
at NYJ (9/16)	16	3	10	3	4-13	0-0	375	59	70	21	3.3	305	325	35	19	1	1	1	1	0	3	3	0	9	85	6	38.5	29:41		
vs. LAR (9/22)	18	4	11	3	6-16	0-2	270	63	95	24	4.0	175	195	36	18	1	1	0	1	0	2	2	1	0	8	60	6	40.0	31:37	
at BAL (9/29)	22	8	12	2	6-13	0-1	530	61	193	29	6.7	337	342	31	20	1	4	1	0	2	2	0	0	6	41	3	42.3	30:17		
at SF (10/7)	9	3	6	0	1-11	0-0	180	46	102	18	5.7	78	4-42	120	24	9	0	2	0	0	1	1	3	2	7	55	7	56.7	22:17	
vs. SEA (10/13)	21	7	12	2	3-8	2-3	406	61	157	24	6.5	249	0-0	249	37	22	1	0	3	1	0	0	1	1	9	83	2	30.5	26:19	
at NE (10/27)	15	5	9	1	3-12	0-1	310	58	159	22	5.3	151	5-43	194	31	20	1	1	0	1	0	2	2	3	2	13	85	4	44.5	27:45
at DEN (11/3)	21	5	13	3	6-15	0-2	351	73	90	29	4.8	261	2-12	272	42	37	1	0	0	1	0	4	4	0	5	40	3	53.3	35:30	
TOTAL	141	39	86	16	73-208	9-21	2768	484	968	187	4.54	1800	38-254	1982	274	170	7	9	10	7	0	14	14	8	5	75	631	36	44	29:28

2019 BROWNS GAME-BY-GAME DEFENSIVE STATISTICS

OPP	1ST DOWNS			DOWN CONV.			RUSHING			PASS			TDs			FGs			FUM			PEN			PUNTS					
	T	R	Pass	Pen.	3rd	4th	Net Yds.	Plays	Net	Att.	Avg.	Net Skd-Yds.	Gross	A	C	TD	INT	R	P	Ret.	M	A	No.	Last	No.	Yds.	No.	Avg.	POSS.	
vs. TEN (9/8)	21	6	9	6	2-10	0-0	339	56	123	28	4.4	216	4-32	248	14	3	0	1	3	0	2	2	0	0	6	54	6	46.2	29:18	
at NYJ (9/16)	13	4	6	3	2-14	0-2	262	59	93	24	3.9	169	4-32	201	31	23	0	0	0	0	1	1	1	1	12	89	7	47	30:19	
vs. LAR (9/22)	20	3	16	1	6-14	0-0	345	64	90	24	3.8	255	2-14	269	38	24	2	2	0	2	0	3	2	1	1	7	50	2	39.5	28:23
at BAL (9/29)	24	11	12	1	4-10	0-1	395	67	173	29	6.0	222	4-25	247	34	24	3	2	0	3	0	1	2	1	3	15	3	43.7	29:43	
at SF (10/7)	22	10	11	1	6-16	1-1	446	71	275	40	6.9	171	2-10	181	29	20	2	2	2	0	1	4	1	0	4	34	4	44.0	37:43	
vs. SEA (10/13)	29	8	17	4	6-13	0-0	454	74	170	38	4.5	284	3-11	295	33	23	2	0	2	2	0	2	2	1	1	10	65	4	39.0	33:41
at NE (10/27)	19	5	11	3	5-16	2-2	318	66	79	27	2.9	239	3-20	259	36	20	2	0	2	0	1	0	0	0	4	32	5	45.4	32:15	
at DEN (11/3)	13	5	6	2	3-9	0-0	302	43	127	20	6.4	175	3-18	193	20	12	2	0	1	2	0	1	1	1	7	55	4	43.3	24:30	
TOTAL	161	52	88	21	75-210	13-20	2861	500	1180	230	4.55	1731	37-245	1893	245	160	16	4	6	16	0	12	13	7	5	53	394	35	44	32:47



55 TAE DAVIS

SCHOOL TENNESSEE-CHATTANOOGA
BORN 8-14-1996
ACQUIRED C'19
EXP 2

HEIGHT 6-1
WEIGHT 224
POSITION LB

TRANSACTIONS Originally signed as a rookie free agent by the Giants on May 10, 2018...Waived from the Giants on October 29, 2019...Claimed from via waivers by the Browns, October 30, 2019.

2018 Played in 14 games with four starts after making the roster as an undrafted rookie...Recorded 32 tackles (25 solo), two sacks, two tackles for loss, four quarterback hits and one pass defended.

COLLEGE Played in 49 games with 10 starts at Tennessee-Chattanooga...Played safety until his senior season, when he moved to outside linebacker...Finished career with 119 tackles, one sack, two forced fumbles and three passes defended...In his first season at linebacker as a senior in 2017, Davis played in nine games and led the team with 74 tackles (42 solo)...As a junior, appeared in all 13 games at safety and finished with 31 tackles, one forced fumble and one pass defended...Played in 27 games as a sophomore and freshman, primarily on special teams...Majored in health and human performance.

PERSONAL Son of ShaRhonda Davis...Native of Oxford, Ala.

HIGH SCHOOL Attended Oxford High School (Oxford, Ala.)...Played linebacker and led the team to a 9-3 record and collected 104 tackles.

DAVIS'S CAREER

Year	Team	GP	GS	TACKLES					INTERCEPTIONS					FUMBLES		
				Tot	Solo	Asst	Sk	Yds	No	Yds	Lg	TD	PD	FF	FR	Yds
2018	New York Giants	14	4	33	26	7	2.0	11	0	0	-	0	1	0	0	0
2019	New York Giants	4	1	6	3	3	0.0	0	0	-	-	-	0	-	-	-
NFL totals (two years)		18	5	39	29	10	2.0	11	0	0	-	0	1	0	0	0

SINGLE-GAME HIGHS & CAREER MILESTONES: TACKLES: Total - 6, vs. Was, 10/28/18. Solo - 5, vs. TB, 11/18/18. NFL debut: vs. Hou., 9/23/18.

DAVIS' GAME-BY-GAME

2019, NEW YORK GIANTS

Date		Opp	GP	GS	Tot	So	As	Sk	Yd	Int	Yd	Lg	TD	PD	FF	FR
9/8	at	Dal-L	1	ILB	3	2	1	0.0	0	0	0	-	0	0	0	0
9/15		Buf-L	1	-	0	0	0	0.0	0	0	0	-	0	0	0	0
9/22	at	TB-W	1	-	3	1	2	0.0	0	0	0	-	0	0	0	0
9/29		Was-W	0	-	0	0	0	0.0	0	0	0	-	0	0	0	0
10/6		Min-L	0	-	0	0	0	0.0	0	0	0	-	0	0	0	0
10/10	at	NE-L	0	-	0	0	0	0.0	0	0	0	-	0	0	0	0
10/20		Ari-L	1	-	0	0	1	0.0	0	0	0	-	0	0	0	0
10/27	at	Det-L	0	-	0	0	1	0.0	0	0	0	-	0	0	0	0

2019, CLEVELAND

11/3	at	Den-L	1	-	0	0	0	0.0	0	0	0	-	0	0	0	0
11/10		Buf	0	-	0	0	0	0.0	0	0	0	-	0	0	0	0
11/14		Pit	0	-	0	0	0	0.0	0	0	0	-	0	0	0	0
11/24		Mia	0	-	0	0	1	0.0	0	0	0	-	0	0	0	0
12/1	at	Pit	0	-	0	0	0	0.0	0	0	0	-	0	0	0	0
12/8		Cin	0	-	0	0	0	0.0	0	0	0	-	0	1	0	0
12/15	at	Ari	0	-	0	0	2	0.0	0	0	0	-	0	0	0	0
12/22		Bal	0	-	0	0	2	0.0	0	0	0	-	0	0	0	0
12/29	at	Cin	0	-	0	0	0	0.0	0	0	0	-	0	0	0	0

2018, NEW YORK GIANTS

Date		Opp	GP	GS	Tot	So	As	Sk	Yd	Int	Yd	Lg	TD	PD	FF	FR
9/9		JAX-L	0	-	0	0	0	0.0	0	0	0	-	0	0	0	0
9/16	at	Dal-L	0	-	0	0	0	0.0	0	0	0	-	0	0	0	0
9/23	at	Hou-W	1	-	0	0	0	0.0	0	0	0	-	0	0	0	0
9/30		NO-L	1	-	0	0	0	0.0	0	0	0	-	0	0	0	0
10/7	at	Car-L	1	-	0	0	0	0.0	0	0	0	-	0	0	0	0
10/11		Phi-L	1	-	0	0	0	0.0	0	0	0	-	0	0	0	0
10/22	at	Atl-L	1	-	2	1	1	0.0	0	0	0	-	0	0	0	0
10/28		Was-L	1	-	6	5	1	0.0	0	0	0	-	0	1	0	0
11/12	at	SF-W	1	-	0	0	0	0.0	0	0	0	-	0	0	0	0
11/18		TB-W	1	LB	5	5	0	0.0	0	0	0	-	0	0	0	0
11/25	at	Phi-L	1	-	3	3	0	1.0	0	0	0	-	0	0	0	0
12/2		Chi-W	1	ILB	2	1	1	0.0	0	0	0	-	0	0	0	0
12/9	at	Was-W	1	-	0	0	0	0.0	0	0	0	-	0	0	0	0
12/16		Ten-L	1	-	3	3	0	0.0	0	0	0	-	0	1	0	0
12/23	at	Ind-L	1	LB	8	6	2	1.0	0	0	0	-	0	0	0	0
12/30		Dal-L	1	LB	4	2	2	0.0	0	0	0	-	0	0	0	0

2018 totals			14	4	33	26	7	2.0	0	0	0	0	0	1	0	0
--------------------	--	--	-----------	----------	-----------	-----------	----------	------------	----------	----------	----------	----------	----------	----------	----------	----------



91 ELI ANKOU

SCHOOL UCLA
BORN 6/8/1994
ACQUIRED FA - '19
EXP 3

HEIGHT 6-3
WEIGHT 325
POSITION DT

TRANSACTIONS Originally signed by Houston as an undrafted rookie on May 12, 2017...Waived by Houston on September 2, 2017...Claimed by Jacksonville on September 3, 2017...Signed by Browns from Jacksonville practice squad on October 22, 2019.

2018 Saw action in two games for the Jaguars, recording four tackles (two solo).

2017 Appeared in nine games during his rookie season, registering 15 tackles (eight solo) and 1.5 sacks.

COLLEGE Appeared in 38 games with 19 starts for the Bruins... Totaled 91 tackles (49 solo), 1.5 sacks, eight tackles for a loss, three passes defended and one fumble recovery in his college career...Majored in Sociology.

PERSONAL Native of Ottawa, Ontario, Canada...Last name pronounced Eli Ankou el-EE ON-koo.

HIGH SCHOOL Attended Red Lion Christian Academy (Bear, Del.)... A three-star recruit and the No. 2 prospect in Delaware.

ANKOU'S CAREER

Year	Team	TACKLES							INTERCEPTIONS					FUMBLES		
		GP	GS	Tot	Solo	Asst	Sk	Yds	No	Yds	Lg	TD	PD	FF	FR	Yds
2017	Jacksonville	9	0	16	10	6	1.5	0.0	0	0	-	0	0	0	0	0
2018	Jacksonville	2	0	4	2	2	0.0	0.0	0	0	-	0	0	0	0	0
NFL totals (two years)		11	0	20	12	8	0.0	0.0	0	0	-	0	0	0	0	0

SINGLE-GAME HIGHS & CAREER MILESTONES: TACKLES: Total - 4, at Pit, 10/8/17. Solo - 2, twice; last, vs. Bal, 9/24/17. NFL debut: at Hou., 9/10/17.

ANKOU'S GAME-BY-GAME

2018, JACKSONVILLE JAGUARS

Date	Opp	GP	GS	Tot	So	As	Sk	Yd	Int	Yd	Lg	TD	PD	FF	FR
9/9	at NYG-W			0	0	0	0.0	0.0	0	0	-	0	0	0	0
9/16	NE-W			0	0	0	0.0	0.0	0	-	-	0	0	0	0
9/23	Ten-L			0	0	0	0.0	0.0	0	-	-	0	0	0	0
9/30	NYJ-W			0	0	0	0.0	0.0	0	0	-	0	0	0	0
10/7	at KC-L			0	0	0	0.0	0.0	0	0	-	0	0	0	0
10/14	at Dal-L			0	0	0	0.0	0.0	0	0	-	0	0	0	0
10/21	Hou-L			0	0	0	0.0	0.0	0	0	-	0	0	0	0
10/28	Phi-L			0	0	0	0.0	0.0	0	0	-	0	0	0	0
11/11	at Ind-L			0	0	0	0.0	0.0	0	0	-	0	0	0	0
11/18	Pit-L			0	0	0	0.0	0.0	0	0	-	0	0	0	0
11/25	at Buf-L	1		2	1	1	0.0	0.0	0	0	-	0	0	0	0
12/2	Ind-W			0	0	0	0.0	0.0	0	0	-	0	0	0	0
12/6	at Ten-L	1		2	1	1	0.0	0.0	0	0	-	0	0	0	0
12/16	Was-L			0	0	0	0.0	0.0	0	0	-	0	0	0	0
12/23	at Mia-W			0	0	0	0.0	0.0	0	0	-	0	0	0	0
12/30	at Hou-L			0	0	0	0.0	0.0	0	0	-	0	0	0	0
2018 totals		2	0	0	0	0	0.0	0.0	0	0	-	0	0	0	0

2017, JACKSONVILLE JAGUARS

Date	Opp	GP	GS	Tot	So	As	Sk	Yd	Int	Yd	Lg	TD	PD	FF	FR
9/10	at Hou-W	1		1	1	0	0.0	0	0	0	-	0	0	0	0
9/17	Ten-L	1		2	2	0	0.0	0	0	0	-	0	0	0	0
9/24	Bal-W	1		2	2	0	0.0	0	0	0	-	0	0	0	0
10/1	at NYJ-L	1		1	1	0	0.0	0	0	0	-	0	0	0	0
10/8	at Pit-W			4	1	3	0.0	0	0	0	-	0	0	0	0
10/15	LAR-L	1		1	1	0	0.0	0	0	0	-	0	0	0	0
10/22	at Ind-L	1		2	0	2	0.5	0	0	0	-	0	0	0	0
11/5	Cin-W	1		0	0	0	0.0	0	0	0	-	0	0	0	0
11/12	LAC-W			0	0	0	0.0	0	0	0	-	0	0	0	0
11/19	at Cle-W			0	0	0	0.0	0	0	0	-	0	0	0	0
11/26	at Ari-L			0	0	0	0.0	0	0	0	-	0	0	0	0
12/3	Ind-W			0	0	0	0.0	0	0	0	-	0	0	0	0
12/10	Sea-W			0	0	0	0.0	0	0	0	-	0	0	0	0
12/17	Hou-W			1	1	0	0.0	0	0	0	-	0	1	0	0
12/24	at SF-L			0	0	0	0.0	0	0	0	-	0	0	0	0
12/31	at Ten-L	1		2	1	1	1.0	0	0	0	-	0	0	0	0
2017 totals		9	0	16	10	6	1.5	0	0	0	0	0	0	0	0

10 TAYWAN TAYLOR



SCHOOL WESTERN KENTUCKY
BORN 3/2/1995
ACQUIRED TR. (TEN) - '19
EXP 3

HEIGHT 5-11
WEIGHT 205
POSITION WR

TRANSACTIONS Drafted by the Tennessee Titans in the third round (72nd overall) of the 2017 NFL Draft...Traded to the Cleveland Browns on August 31, 2019.

2018 Played in 13 games with five starts in his second season...Ranked second on the team with 466 receiving yards and third on the team with 37 receptions...Also added a touchdown.

2017 Played in all 16 games with four starts at wide receiver during his rookie campaign...Grabbed 16 receptions for 231 yards and a touchdown...Notched seven special teams tackles...Ran the ball eight times for 43 yards.

COLLEGE Concluded his Western Kentucky career by holding every major career and season receiving record at the school... Taylor finished his college career with 253 receptions for 4,234 yards and 41 touchdown receptions... After posting the best single season by a receiver in school history as a junior, Taylor more than lived up for the encore, breaking his own single-season records for receptions and receiving yards in his final season... Taylor finished his senior season with a record 98 receptions for a record 1,730 yards and 17 touchdowns, tying his own record for touchdown catches in a season. Taylor posted nine games with 100-yards receiving, second-most nationally, while his 11 games of catching at least one touchdown pass led the nation...Named First-Team All-Conference USA in 2015 and 2016...A semifinalist for the Biletnikoff award in 2015 and 2016.

PERSONAL Native of Louisville, Ky.

HIGH SCHOOL Taylor led Pleasure Ridge Park High School to a 14-1 season in 2012, catching a team-best 52 passes for 1,169 yards, accounting for nearly 40 percent of the team's receiving yards in his senior season...Taylor and Pleasure Ridge Park advanced to the Class 6A state title game in 2012, losing its only game of the season in the championship...For the year, Taylor found the endzone a team-high 18 times with 14 touchdown receptions, two rushing touchdowns and one interception returned for a touchdown.

TAYLOR'S CAREER

Year	Team	GP	GS	RECEIVING					RUSHING				
				No	Yds	Avg	Lg	TD	Att	Yds	Avg	Lg	TD
2017	TEN	16	4	16	231	14.4	53	1	8	43	5.4	17	0
2018	TEN	13	5	37	466	12.6	55	1	-	-	-	-	-
NFL totals		29	9	53	697	13.2	55	2	8	43	5.4	17	0

SINGLE-GAME HIGHS & CAREER MILESTONES: **RECEIVING:** Receptions: - 7 vs. PHI, 09/30/18. First NFL Reception: vs. OAK, 9/17/17, (4 yards, Mariota). **RUSHING:** Rushes: - 2, at JAX, 09/17/17. NFL Debut: vs. Oak., 09/10/17. First NFL Rush: at JAX, 09/17/17.

TAYLOR'S GAME-BY-GAME

2018, TENNESSE

Date	Opp	GP	GS	No	Yds	Avg	Lg	TD
9/09	at Mia-L	1	0	-	-	-	-	-
9/16	Hou-W	1	0	3	32	10.7	18T	1
9/23	at JAX-W	1	0	4	30	7.5	9	0
9/30	Phi-W	1	1	7	77	11.0	19	0
10/07	at Buf-L	1	0	3	30	10.0	19	0
10/14	Bal-L	1	0	1	13	13.0	13	0
10/21	at LAC-L	1	0	1	8	8.0	8	0
11/05	at Dal-W	1	0	2	24	12.0	16	0
11/11	NE-W	0	0	-	-	-	-	-
11/18	at Ind-L	0	0	-	-	-	-	-
11/26	at Hou-L	0	0	-	-	-	-	-
12/02	NYJ-W	1	0	3	104	34.7	55	0
12/06	JAX-W	1	1	6	59	9.8	13	0
12/16	at NYG-W	1	1	2	17	8.5	14	0
12/22	Was-W	1	1	3	64	21.3	35	0
12/30	Ind-L	1	1	2	8	4.0	6	0
2018 totals		13	5	37	466	12.6	55	1

2017, TENNESSE

Date	Opp	GP	GS	No	Yds	Avg	Lg	TD
9/10	Oak-L	1	0	2	14	7.0	10	0
9/17	at JAX-W	1	0	1	42	42.0	42	0
9/24	Sea-W	1	0	1	15	15.0	15	0
10/01	at Hou-L	1	0	-	-	-	-	-
10/08	at Mia-L	1	1	-	-	-	-	-
10/16	Ind-W	1	1	2	61	30.5	53T	0
10/22	at Cle-W	1	0	3	45	15.0	23	0
11/05	Bal-W	1	0	1	-4	-4.0	-4	0
11/12	Cin-W	1	0	2	34	17.0	20	-
11/16	at Pit-L	1	1	-	-	-	-	-
11/26	at Ind-W	1	0	1	8	8.0	8	0
12/03	Hou-W	1	0	2	15	7.5	15	0
12/10	at Ari-L	1	0	-	-	-	-	-
12/17	at SF-L	1	1	-	-	-	-	-
12/24	LAR-L	1	0	1	5	5.0	5	0
12/31	JAX-W	1	1	2	9	4.5	5	0
2017 totals		16	4	16	231	14.4	53	1

67 JUSTIN MCCRAY



SCHOOL CENTRAL FLORIDA
BORN 5/31/1992
ACQUIRED TR. (GB) - '19
EXP 3

HEIGHT 6-3
WEIGHT 315
POSITION G

TRANSACTIONS Signed by the Tennessee Titans as an undrafted free agent on May 12, 2014...Waived by the Titans on August 30, 2014...Signed to Titans practice squad on August 31, 2014...Waived by the Titans on August 30, 2015...Signed by the Green Bay Packers on March 29, 2017 after spending two season in the AFL...Traded to the Cleveland Browns for an undisclosed draft pick on August 31, 2019.

2018 Played in 12 games with five starts at RG...Was inactive for three contests and dressed, but did not play, in one game.

2017 Played in 13 games with eight starts (five at RT, two at LG, one at RG)...Three of Green Bay's top four rushing performances came in games that he started.

COLLEGE Played four years for the Knights of Central Florida from 2010-13. Was part of the 2010 UCF team that went 11-3 and a member of the 2014 Fiesta Bowl-winning Knights team that finished the season 12-1 and ranked No. 10 in the nation.

PERSONAL Native of Miami, Fla.

HIGH SCHOOL Attended Miami Southridge High School in Miami, Fla. from 2006-2010.

MCCRAY'S CAREER

Year	Team	GP	GS
2018	Green Bay	12	5
2017	Green Bay	13	8
NFL totals		25	13

ADDITIONAL STATISTICS: First NFL start - at ATL (9/17/17). First NFL appearance - vs. SEA (9/10/17).



77 WYATT TELLER

SCHOOL VIRGINIA TECH
BORN 11/21/1994
ACQUIRED TR. (BUF) - '19
EXP 2

HEIGHT 6-4
WEIGHT 315
POSITION G

TRANSACTIONS Drafted by the Buffalo Bills in the fifth round of the 2018 NFL Draft (166 overall)...Acquired by the Cleveland Browns in a trade on August 29, 2019 in exchange for the Cleveland fifth and sixth round picks in the 2020 NFL Draft along with a 2021 seventh round pick.

2018 Played in eight games, starting in seven for the Bills.

COLLEGE Started 43 of 53 games while playing for Virginia Tech...Received 2017 First-Team All ACC honors...Was named a 2016 Honorable Mention All-ACC....Allowed just five pressures for the entire 2017-18 season with the Hokies...Originally a defensive end, switched to offensive tackle as a freshman before red-shirting for the 2013-14 season.

PERSONAL Native of Manassas, Virginia.

HIGH SCHOOL Ranked as the No. 35 defensive tackle in the country, the No. 60 player in his region and the No. 19 player in the state by ESPN Recruiting Nation ... A U.S. Army All-America Game selection ... The state's defensive player of the year for the Group AA level, as voted on by the VHSCA ... A first-team Group AA all-state selection by both the VHSCA and Virginia Preps ... Totaled over 120 total tackles, including 11 sacks, and forced four fumbles ... Earned Defensive Player of the Year honors in Region II and the Evergreen District ... Recorded 85 tackles, including 27 for a loss, 9.5 sacks and four forced fumbles his junior year ... Also had three interceptions and five blocked kicks his junior year.

TELLER'S CAREER

Year	Team	GP	GS
2018	Arizona	8	7

ADDITIONAL STATISTICS: First NFL start - at NYJ (11/11/18). First NFL appearance - vs. CHI (11/04/18).



40 MALIK JEFFERSON

SCHOOL TEXAS
BORN 11/15/1996
ACQUIRED W. (CIN) - '19
EXP R

HEIGHT 6-2
WEIGHT 240
POSITION LB

TRANSACTIONS Originally selected in the third round (78th overall) of the 2018 NFL Draft...Waived by the Bengals on August 31, 2019...Claimed off waivers by the Cleveland Browns on September 1, 2019.

2018 Played in 12 games...Inactive Weeks 1 and 5...Finished third on the team with seven special teams tackles...Recorded five tackles.

COLLEGE A three-year linebacker who played in 33 games with 29 career starts before declaring for the NFL Draft...Named Big 12 Conference Co-Defensive Player of the Year in 2017...Named first team All-Big 12 in 2017...Second team All-American (Associated Press, Sporting News)...Named a 2017 Butkus Award semifinalist...Named second team All-Big 12 at linebacker by the Associated Press in 2016 ... named a semifinalist for the 2016 Butkus Award...Earned freshman All-America honors in 2015... Named honorable mention All-Big 12 and Big 12 Defensive Freshman of the Year as a freshman.

PERSONAL Native of Mesquite, TX.

HIGH SCHOOL Attended Mesquite Poteet High School...An All-America and two-time all-state honoree...Chosen as the 2014 High School Butkus Award winner as the nation's top high school linebacker...Tabbed first-team 5A All-State by the Texas Sports Writers Association, honorable mention by the Associated Press ...Picked Texas Defensive Player of the Year and to the All-USA Texas Team by USA Today.

JEFFERSON'S CAREER

Year	Team	GP	GS	TACKLES			Sk	Yds	INTERCEPTIONS					FUMBLES		Yds
				Tot	Solo	Asst			No	Yds	Lg	TD	PD	FF	FR	
2018	Cincinnati	12	0	10	5	5	0.0	0.0	0	0	-	0	0	0	0	0

SINGLE-GAME HIGHS & CAREER MILESTONES: TACKLES: Total - 3, vs. NO, 11/11/18. Solo - 2, at KC, 10/21/18. NFL debut: vs. Bal., 9/13/18.

JEFFERSON'S GAME-BY-GAME

2018, CINCINNATI

<u>Date</u>	<u>Opp</u>	<u>GP</u>	<u>GS</u>	<u>Tot</u>	<u>So</u>	<u>Asts</u>	<u>Sk</u>	<u>Yd</u>	<u>Int</u>	<u>Yd</u>	<u>Lg</u>	<u>TD</u>	<u>PD</u>	<u>FF</u>	<u>FR</u>
09/09	at Ind-W	0	0	0	-	-	-	-	-	-	-	-	-	-	-
09/13	Bal-W	1	0	0	-	-	-	-	-	-	-	-	-	-	-
09/23	at Car-W	1	0	0	-	-	-	-	-	-	-	-	-	-	-
9/30	at Atl-L	1	0	0	-	-	-	-	-	-	-	-	-	-	-
10/07	Mia-W	0	0	0	-	-	-	-	-	-	-	-	-	-	-
10/14	Pit-L	1	0	2	1	1	0.0	0	0	0	-	0	1	0	0
10/21	at KC-L	1	0	2	2	0	0.0	0	0	0	-	0	0	0	0
10/28	TB-L	1	0	0	-	-	-	-	-	-	-	-	-	-	-
11/11	NO-L	1	0	3	1	2	0.0	0	0	0	-	0	0	0	0
11/18	at Bal-L	1	0	2	1	1	0.0	0	0	0	-	0	0	0	0
11/25	Cle-L	1	0	0	-	-	-	-	-	-	-	-	-	-	-
12/02	Den-L	1	0	0	-	-	-	-	-	-	-	-	-	-	-
12/09	at LAC-L	1	0	0	-	-	-	-	-	-	-	-	-	-	-
12/16	OAK-W	1	0	1	0	1	0.0	0	0	0	-	0	0	0	0
12/23	at Cin-L	0	0	0	-	-	-	-	-	-	-	-	-	-	-
12/30	at Pit-L	0	0	0	-	-	-	-	-	-	-	-	-	-	-
2018 TOTALS		12	0	10	5	5	0.0	0.0	0	0	-	0	0	0	0

83 RICKY SEALS-JONES



SCHOOL TEXAS A&M
BORN 3/15/1995
ACQUIRED W. (ARI) - '19
EXP 2

HEIGHT 6-5
WEIGHT 243
POSITION TE

TRANSACTIONS Signed by the Cardinals as an undrafted free agent on May 2, 2017...Waived by the Cardinals on September 2, 2017...Signed to the Cardinals practice squad on September 3, 2017...Promoted to Cardinals active roster on September 25, 2017...Waived by Arizona on August 31, 2019...Claimed off waivers by the Browns on September 1, 2019.

2018 Played in a career-high 15 games, starting five...Recorded 34 receptions, 343 receiving yards and a touchdown.

2017 Played in 10 games with one start...Inactive for four games...Tallied 12 receptions for 201 yards and three touchdowns.

COLLEGE Appeared in 39 games for the Aggies from 2013-2016...Caught 123 passes for 1,442 yards and 10 touchdown receptions.

PERSONAL Native of Sealy, TX.

HIGH SCHOOL Played QB and WR at Sealy High School in Sealy, Texas...Lined up at quarterback and recorded 114 carries for 1,245 yards and 15 TDs, along with 761 passing yards and 8 TDs to earn District 24-3A MVP honors in 2011.. Record 140 tackles, 10 interceptions and 8 sacks in his final two seasons.

SEALS-JONES' CAREER

Year	Team	GP	GS	RECEIVING					RUSHING				
				No	Yds	Avg	Lg	TD	Att	Yds	Avg	Lg	TD
2017	ARI	10	1	12	201	16.8	29T	3	-	-	-	-	-
2018	ARI	15	5	34	343	10.1	40	1	-	-	-	-	-
NFL totals		25	6	46	544	11.8	40	4	-	-	-	-	-

SINGLE-GAME HIGHS & CAREER MILESTONES: RECEIVING: Receptions: - 5 AT Min., 10/14/18. First NFL Reception: at Hou., 11/19/17, (15 yards, B. Gabbert). NFL Debut: vs. Dal., 09/25/17. First NFL Start: at Was., 12/17/17.

SEALS-JONES' GAME-BY-GAME

2017, ARIZONA

Date	Opp	GP	GS	No	Yds	Avg	Lg	TD
9/10	at Det-L	0	0	-	-	-	-	-
9/17	at Ind-W	0	0	-	-	-	-	-
9/25	Da-L	1	0	-	-	-	-	-
10/01	SF-W	1	0	-	-	-	-	-
10/08	at Phi-L	1	0	-	-	-	-	-
10/15	TB-W	1	0	-	-	-	-	-
10/22	at LAR-L	1	0	-	-	-	-	-
11/05	at SF-W	1	0	-	-	-	-	-
11/09	Sea-L	1	0	-	-	-	-	-
11/19	at Hou-L	1	0	3	54	18.0	28T	2
11/26	JAX-W	1	0	4	72	18.0	29T	1
12/03	LAR-L	1	0	2	44	22.0	27	0
12/10	Ten-W	1	0	1	20	20.0	20	0
12/17	at Was-L	1	1	2	11	5.5	7	0
12/24	NYG-W	1	0	0	0	-	-	0
12/31	at Sea-W	1	0	0	0	-	-	0
2017 totals		10	1	12	201	16.8	29	3

2018, ARIZONA

Date	Opp	GP	GS	No	Yds	Avg	Lg	TD
9/09	Was-L	1	1	3	19	6.3	7	0
9/16	at LAR-L	1	1	4	17	4.3	8	1
9/23	Chi-L	1	1	1	35	35.0	35T	0
9/30	Sea-L	1	0	2	52	26.0	31	0
10/07	at SF-W	1	0	0	0	-	-	0
10/14	at Min-L	1	0	5	69	13.8	40	0
10/18	Den-L	1	1	2	12	6.0	7	0
10/28	SF-W	1	1	2	12	6.0	13	0
11/11	at KC-L	1	0	5	51	10.2	21	0
11/18	Oak-L	1	0	1	5	5.0	5	0
11/25	at LAC-L	1	0	1	5	5.0	5	0
12/02	at GB-W	1	0	1	10	10.0	10	0
12/06	Det-L	1	1	3	31	10.3	12	0
12/16	at Atl-L	1	1	3	22	7.3	9	0
12/23	LAR-L	1	1	1	3	3.0	3	0
12/30	at Sea-L	0	0	-	-	-	-	0
2018 totals		15	5	34	343	10.1	40	1



12 KHADAREL HODGE

SCHOOL PRAIRE VIEW A&M
BORN 1/3/1995
ACQUIRED W. (LAR) - '19
EXP 2

HEIGHT 6-2
WEIGHT 205
POSITION WR

TRANSACTIONS Signed by the Rams as an undrafted free agent on July 24, 2018...Waived by the Rams on September 1, 2018...Signed to the Rams practice squad on September 2, 2018...Promoted to Rams active roster on September 19, 2018...Waived by the Rams on August 31, 2019...Claimed off waivers by the Browns on September 1, 2019.

2018 As a rookie, appeared in the final 14 games of the regular season and three postseason contests, including Super Bowl LIII...Tallied two receptions for 17 yards and added four tackles on special teams on the season.

COLLEGE Began his career as a quarterback at Alcorn State but left after the 2014 season, during which he redshirted...Transferred to Hinds Community College in 2015, where he transitioned to wide receiver...Transferred to Prairie View A&M in 2016...Played three seasons for the Panthers, catching 104 passes for 1,797 yards and 21 touchdowns. As a senior, Hodge had 48 receptions for 844 yards and 12 touchdowns and was named first team All-SWAC and Black College All-America.

PERSONAL Native of Mendenhall, Miss....First name is pronounced Ka-DARE-ul

HIGH SCHOOL Attended Mendenhall High School...Became the starting quarterback at Mendenhall during his sophomore season and threw for over 3,000 passing yards and ran for over 2,000 yards along with 68 total touchdowns during his junior and senior seasons...Named second team All-State his senior season.

HODGE'S CAREER

Year	Team	GP	RECEIVING					RUSHING					
			GS	No	Yds	Avg	Lg	TD	Att	Yds	Avg	Lg	TD
2018	LAR	14	0	2	17	8.5	14	0	-	-	-	-	-

SINGLE-GAME HIGHS & CAREER MILESTONES: RECEIVING: First NFL Reception: at Sea., 10/7/18, (14 yards, J. Goff). NFL Debut: vs. LAC, 09/23/18.

HODGE'S GAME-BY-GAME

2018, LOS ANGELES RAMS

Date	Opp	GP	GS	No	Yds	Avg	Lg	TD
9/10	at Oak-W	0	0	-	-	-	-	-
9/16	Ari-W	0	0	-	-	-	-	-
9/23	LAC-W	1	0	-	-	-	-	0
9/27	Min-W	1	0	-	-	-	-	1
10/07	at Sea-W	1	0	1	14	14.0	14	0
10/14	at Den-W	1	0	-	-	-	-	0
10/21	at SF-W	1	0	-	-	-	-	0
10/28	GB-W	1	0	-	-	-	-	0
11/04	at NO-L	1	0	-	-	-	-	0
11/11	Sea-W	1	0	-	-	-	-	0
11/19	KC-W	1	0	1	3	3.0	3	0
12/02	at Det-W	1	0	-	-	-	-	0
12/09	at Chi-L	1	0	-	-	-	-	0
12/16	Phi-L	1	0	0	0	-	-	0
12/23	at Ari-W	1	0	-	-	-	-	0
12/30	SF-W	1	0	-	-	-	-	0
2018 totals		14	0	2	17	8.5	14	0

2019 BROWNS W-L RECORD BREAKDOWN

	2019 Season				2018 Season			
	Overall	vs. AFCN	Home	Road	Overall	vs. AFCN	Home	Road
Overall	2-6	1-0	0-3	2-3	7-8-1	3-2-1	5-2-1	2-6
On grass	1-5	1-0	0-3	1-2	6-6-1	2-2-1	5-2-1	1-4
On artificial surfaces	1-1	0-0	0-0	1-1	1-2	1-0	0-0	1-2
When scoring first	2-2	1-0	0-2	2-0	3-3	1-1	2-0	1-3
When opponent scores first	0-4	0-0	0-1	0-3	4-5-1	2-1-1	3-2-1	1-3
In overtime	0-0	0-0	0-0	0-0	1-2-1	1-0-1	1-0-1	0-2
When leading after first quarter	2-2	1-0	0-2	2-0	2-1	1-1	1-0	1-1
When leading at halftime	2-2	1-0	0-2	2-0	4-2	3-0	3-0	1-2
When leading after third quarter	2-1	1-0	0-1	2-0	4-2	3-0	3-0	1-2
When trailing after first quarter	0-4	0-0	0-1	0-3	1-6	1-1	1-2	0-4
When trailing at halftime	0-4	0-0	0-1	0-3	1-6-1	0-2-1	1-2-1	0-4
When trailing after third quarter	0-5	0-0	0-2	0-3	2-6-1	0-2-1	1-2-1	1-4
When tied at halftime	0-0	0-0	0-0	0-0	2-0	0-0	1-0	1-0
On Sunday	1-5	1-0	0-3	1-2	5-8-1	3-2-1	4-2-1	1-6
On Monday	1-1	0-0	0-0	1-1	0-0	0-0	0-0	0-0
On Thursday	0-0	0-0	0-0	0-0	1-0	0-0	1-0	0-0
On Saturday	0-0	0-0	0-0	0-0	1-0	0-0	0-0	1-0
Day games (before 5 p.m.)	1-4	1-0	0-2	1-2	5-8-1	3-2-1	4-2-1	1-6
Night games (after 5 p.m.)	1-2	0-0	0-1	1-1	0-0	0-0	0-0	0-0
When CLE had 100-yard rusher	1-2	1-0	0-1	1-1	3-1	1-0	2-0	1-1
When CLE had 100-yard receiver	2-1	1-0	0-1	2-0	1-2-1	0-1-1	1-0-1	0-2
When CLE had 300-yard passer	2-0	1-0	0-0	1-0	1-2	1-1	1-0	0-2
When OPP had 100-yard rusher	0-2	0-0	0-1	0-1	0-4-1	0-2-1	0-0-1	0-4
When OPP had 100-yard receiver	0-2	0-0	0-2	0-0	1-3-1	0-0-1	1-1-1	0-2
When OPP had 300-yard passer	0-0	0-0	0-0	0-0	1-4-1	0-0-1	1-2-1	0-2

2019 REPLAYS AND CHALLENGES

(2018 Browns Challenges [3/4])

Browns Challenges (1/6)

Date	Opp.	Time	Initial Call	Decision
9/29	BAL	8:32	L. Jackson pass complete to C. Moore for 26 yards	Ruling on the field reversed, pass incomplete.
10/7	SF	15:00	J.Garoppolo pass complete to D.Pettis for 11 yards	Ruling on the field stood
10/13	SEA	10:44	B.Mayfield pass complete to J.Landry to SEA 1. CLE challenged the short of goal line ruling	Ruling on the field was upheld
10/27	NE	4:16	CLE challenged the first down ruling	Ruling on the field stood
		13:33	CLE challenged the OPI ruling	Ruling on the field was upheld
11/3	DEN	5:23	B.Mayfield rush for no gain CLE challenged the short of the line to gain ruling	Ruling on the field stood

Opponent Challenges (1/4)

Date	Opp.	Time	Initial Call	Decision
9/22	LAR	9:43	Incomplete pass from J.Goff	Challenged play for possible defensive pass interference, play was upheld.
10/7	SF	13:49	B.Mayfield pass complete to R.Seals-Jones for 31 yards	Ruling on the field reversed, pass incomplete.
10/7	SF	8:32	J.Garoppolo pass incomplete short left to M.Goodwin	Ruling on the field stood
10/13	SEA	5:02	B.Mayfield pass complete to O.Beckham Jr. for 41 yards	Ruling on the field stood

2019 STARTING LINEUPS AND INACTIVES

OFFENSIVE GAME-BY-GAME STARTERS

Game	Opp.	WR	LT	LG	C	RG	RT	TE	WR	QB	RB	WR
09/8	Ten	J. Landry	G. Robinson	J. Bitonio	J. Tretter	E. Kush	C. Hubbard	D. Njoku	O. Beckham	B. Mayfield	N. Chubb	R. Higgins
09/16	at NYJ	J. Landry	G. Robinson	J. Bitonio	J. Tretter	E. Kush	C. Hubbard	D. Ratley (WR)	O. Beckham	B. Mayfield	N. Chubb	T. Taylor
9/22	LAR	J. Landry	G. Robinson	J. Bitonio	J. Tretter	E. Kush	J. McCray	D. Harris	O. Beckham	B. Mayfield	N. Chubb	P. Brown (TE)
9/29	at BAL	J. Landry	G. Robinson	J. Bitonio	J. Tretter	E. Kush	C. Hubbard	P. Brown	O. Beckham	B. Mayfield	N. Chubb	D. Ratley
10/7	at SF	J. Landry	G. Robinson	J. Bitonio	J. Tretter	E. Kush	C. Hubbard	P. Brown	O. Beckham	B. Mayfield	N. Chubb	A. Callaway
10/13	SEA	J. Landry	G. Robinson	J. Bitonio	J. Tretter	E. Kush	C. Hubbard	P. Brown	O. Beckham	B. Mayfield	N. Chubb	R. Seals-Jones (TE)
10/27	at NE	J. Landry	J. McCray	J. Bitonio	J. Tretter	E. Kush	C. Hubbard	P. Brown	O. Beckham	B. Mayfield	N. Chubb	A. Callaway
11/3	at DEN	J. Landry	G. Robinson	J. Bitonio	J. Tretter	W. Teller	C. Hubbard	S. Carlson	O. Beckham	B. Mayfield	N. Chubb	D. Harris (TE)
11/10	BUF											
11/14	PIT											
11/24	MIA											
12/1	at PIT											
12/8	CIN											
12/15	at ARI											
12/22	BAL											
12/29	at CIN											

DEFENSIVE GAME-BY-GAME STARTERS

Game	Opp.	DE	DT	DT	DE	WILL	MIKE	CB	CB	S	S	DB
9/8	Ten	M. Garrett	L. Ogunjobi	S. Richardson	O. Vernon	C. Kirksey	J. Schobert	D. Ward	G. Williams	D. Randall	M. Burnett	J. Whitehead
9/16	at NYJ	M. Garrett	L. Ogunjobi	S. Richardson	O. Vernon	C. Kirksey	J. Schobert	D. Ward	G. Williams	E. Murray	M. Burnett	J. Whitehead
9/22	LAR	M. Garrett	L. Ogunjobi	S. Richardson	O. Vernon	M. Wilson	J. Schobert	T. Carrie	T. Mitchell	E. Murray	J. Whitehead	J. Burris
9/29	at BAL	M. Garrett	L. Ogunjobi	S. Richardson	O. Vernon	M. Wilson	J. Schobert	T. Carrie	T. Mitchell	D. Randall	E. Murray	J. Whitehead
10/7	at SF	M. Garrett	L. Ogunjobi	S. Richardson	O. Vernon	M. Wilson	J. Schobert	T. Carrie	T. Mitchell	D. Randall	M. Burnett	J. Whitehead
10/13	SEA	M. Garrett	L. Ogunjobi	S. Richardson	O. Vernon	M. Wilson	J. Schobert	T. Carrie	T. Mitchell	D. Randall	M. Burnett	J. Whitehead
10/27	at NE	M. Garrett	L. Ogunjobi	S. Richardson	O. Vernon	M. Wilson	J. Schobert	D. Ward	G. Williams	J. Burris	M. Burnett	J. Whitehead
11/3	at DEN	M. Garrett	L. Ogunjobi	S. Richardson	O. Vernon	M. Wilson	J. Schobert	D. Ward	G. Williams	J. Burris	M. Burnett	J. Whitehead
11/10	BUF											
11/14	PIT											
11/24	MIA											
12/1	at PIT											
12/8	CIN											
12/15	at ARI											
12/22	BAL											
12/29	at CIN											

GAME-BY-GAME INACTIVES

Game	Opp.								
9/8	Ten	G. Gilbert	T. Taylor	S. Takitaki	G. Avery	A. Corbett	W. Teller	R. Seals-Jones	
9/16	at NYJ	D. Randall	D. Hilliard	G. Avery	A. Taylor	A. Corbett	K. Lamm	R. Higgins	
9/22	LA	D. Ward	D. Randall	G. Williams	M. Burnett	K. Lamm	C. Hubbard	R. Higgins	
9/29	at BAL	D. Ward	G. Williams	S. Redwine	M. Burnett	G. Avery	K. Lamm	R. Higgins	
10/7	at SF	T. Taylor	D. Ward	G. Williams	S. Redwine	G. Avery	K. Lamm	R. Higgins	
10/13	SEA	T. Taylor	D. Ward	G. Williams	S. Redwine	G. Avery	K. Lamm	A. Corbett	
10/27	at NE	T. Taylor	D. Randall	C. Smith	S. Redwine	K. Lamm	E. Ankou	D. Ratley	
11/3	at DEN	T. Taylor	D. Randall	E. Murray	R. Jackson	K. Lamm	P. Brown	D. Ratley	
11/10	BUF								
11/14	PIT								
11/24	MIA								
12/1	at PIT								
12/8	CIN								
12/15	at ARI								
12/22	BAL								
12/29	at CIN								

2019 DEFENSIVE GAME-BY-GAME STATS

INTERCEPTIONS

Game	Opp.	No.	Yards	LG	TD	Players
9/8	TEN	0	0	0	0	0
9/16	at NYJ	0	0	0	0	0
9/22	LAR	2	15	15	0	J.Burris, T.J.Carrie
9/29	at BAL	2	0	0	0	J.Whitehead, D. Lawrence
10/7	at SF	0	0	0	0	0
10/13	SEA	0	0	0	0	0
10/27	at NE	0	0	0	0	0
11/3	at DEN	0	0	0	0	0
11/10	BUF					
11/14	PIT					
11/24	MIA					
12/1	at PIT					
12/8	CIN					
12/15	at ARI					
12/22	BAL					
12/29	at CIN					
Totals	8 games	4	15	15	0	

FUMBLES

Game	Opp.	FUMBLES FORCED		FUMBLES RECOVERED	
		No.	Players	No.	Players
9/8	TEN	0	None	0	None
9/16	at NYJ	1	J.Schobert	1	T.Carrie
9/22	LAR	1	M.Garrett	1	J.Schobert
9/29	at BAL	1	J.Whitehead	1	C.Thomas
10/7	at SF	0	None	0	None
10/13	SEA	1	O.Vernon	1	D.Lawrence
10/27	at NE	0	None	0	None
11/3	at DEN	1	J.Schobert	1	D.Ward
11/10	BUF				
11/14	PIT				
11/24	MIA				
12/1	at PIT				
12/8	CIN				
12/15	at ARI				
12/22	BAL				
12/29	at CIN				
Totals	8 games	5		5	

QUARTERBACK SACKS

Game	Opp.	No.	Yards	Players
9/8	TEN	4	32	M.Burnett (1.0), M.Garrett (2.0), L.Ogunjobi (1.0)
9/16	at NYJ	4	32	M.Garrett (3.0), M.Burnett (1.0)
9/22	LAR	2	14	L.Ogunjobi (1.0), M.Garrett (1.0)
9/29	at BAL	4	25	J.Schobert (1.0), S.Richardson (1.0), D.Randall (1.0), O.Vernon (1.0)
10/7	at SF	2	10	M.Garrett (1.0), C.Thomas (1.0)
10/13	SEA	3	11	M.Garrett (2.0), D.Randall (1.0)
10/27	at NE	3	20	O.Vernon (1.0), M.Garrett (1.0), E.Murray (1.0)
11/3	at DEN	3	18	O.Vernon (1.0), M.Wilson (1.0), L.Ogunjobi (1.0)
11/10	BUF			
11/14	PIT			
11/24	MIA			
12/1	at PIT			
12/8	CIN			
12/15	at ARI			
12/22	BAL			
12/29	at CIN			
Totals	8 games	25	162	

2019 CLEVELAND BROWNS INDIVIDUAL BESTS

BROWNS

LONGEST RUN FROM SCRIMMAGE:	88, N.Chubb, at BAL (9/29)
LONGEST TOUCHDOWN RUN:	88, N.Chubb, at BAL (9/29)
LONGEST PASS COMPLETION:	89, O.Beckham Jr., at NYJ (9/16)
LONGEST TOUCHDOWN PASS:	89, O.Beckham Jr., at NYJ (9/16)
LONGEST PUNT RETURN:	18T, D.Hilliard, TEN (9/8), J.Landry, at NYJ (9/16)
LONGEST KICKOFF RETURN:	74, D.Hilliard, SEA (10/13)
MOST INTERCEPTIONS:	1T, T.Carrie, LAR (9/22), J.Burris, LAR (9/22)
LONGEST INTERCEPTION RETURN:	15, J.Burris, LAR (9/22)
LONGEST PUNT:	71, J.Gillan, at SF (10/7)
LONGEST FIELD GOAL:	48, A.Seibert, at NYJ (9/16)
MOST RUSHING ATTEMPTS:	23, N.Chubb, LAR (9/22)
MOST RUSHING YARDS:	165, N.Chubb, at BAL (9/29)
MOST PASS ATTEMPTS:	42, B.Mayfield, at DEN (11/3)
MOST PASS COMPLETIONS:	25, B.Mayfield, TEN (9/8)
MOST YARDS PASSING:	342, B.Mayfield, at BAL (9/29)
MOST RECEPTIONS:	8, J.Landry, at BAL (9/29)
MOST YARDS RECEIVING:	167, J.Landry, at BAL (9/29)
MOST INTERCEPTIONS THROWN:	3T, B.Mayfield, TEN (9/8), SEA (10/13)
MOST RUSHING TOUCHDOWNS:	3, N.Chubb, at BAL (9/29)
MOST TOUCHDOWN PASSES:	1T, B.Mayfield, TEN (9/8), at NYJ (9/16), LAR (9/22), at BAL (9/29), SEA (10/13) at NE (10/27), at DEN (11/3)
MOST TOUCHDOWN RECEPTIONS:	1T, D.Njoku, TEN (9/8), O.Beckham Jr., at NYJ (9/16) D.Harris, LAR (9/22), R. Seals-Jones, at BAL (9/29) R. Seals-Jones, SEA (10/13), D.Harris, at NE (10/27) J.Landry, at DEN (11/3)
MOST QB SACKS:	3, M.Garrett, at NYJ (9/16)

OPPONENTS

LONGEST RUN FROM SCRIMMAGE:	83, M.Breida at SF (10/7)
LONGEST TOUCHDOWN RUN:	83, M.Breida at SF (10/7)
LONGEST PASS COMPLETION:	59, J.White, NE (10/27)
LONGEST TOUCHDOWN PASS:	75, D.Henry, TEN (9/8)
LONGEST PUNT RETURN:	32, R.James, at SF (10/7)
LONGEST KICKOFF RETURN:	32, D.Booker, at DEN (11/3)
MOST INTERCEPTIONS:	1T, M.Butler, K.Byard, L.Ryan, TEN (9/8), D.Robert at NYJ (9/16), J.Johnson LAR (9/22) M.Canaday, at BAL (9/29), K. Williams, at SF (10/7), R.Sherman, at SF (10/7), T.Thompson, K.Wright, T.Flowers, SEA (10/13) L.Guy, at NE (10/27)
LONGEST INTERCEPTION RETURN:	49, K.Williams, at SF (10/7)
LONGEST PUNT:	70, B.Kern, TEN (9/8)
LONGEST FIELD GOAL:	53T, C.Santos, TEN (9/8), G.Zeurlein, LAR (9/22)
MOST RUSHING ATTEMPTS:	24, C.Carson, SEA (10/13)
MOST RUSHING YARDS:	124, C.Carson, SEA (10/13)
MOST PASS ATTEMPTS:	38, J.Goff, LAR (9/22)
MOST PASS COMPLETIONS:	24T, J.Goff, LAR (9/22) L.Jackson, at BAL (9/29)
MOST YARDS PASSING:	295, R.Wilson, SEA (10/13)
MOST RECEPTIONS:	11, C.Kupp, LAR (9/22)
MOST YARDS RECEIVING:	102, C.Kupp, LAR (9/22)
MOST INTERCEPTIONS THROWN:	2T, J.Goff, LAR (9/22) L.Jackson, at BAL (9/29)
MOST RUSHING TOUCHDOWNS:	1T, D.Henry, TEN (9/8), M.Breida, at SF (10/7) T.Coleman, at SF (10/7) C.Carson, R.Wilson, SEA (10/13)
MOST TOUCHDOWN PASSES:	3T, M.Mariota, TEN (9/8) L.Jackson, at BAL (9/29)
MOST TOUCHDOWN RECEPTIONS:	2T, De.Walker, TEN (9/8), C.Kupp, LAR (9/22) J.Brown, SEA (10/13), J.Edelman, at NE (10/27)
MOST QB SACKS:	2.5, C.Wake, TEN (9/8)

2019 BROWNS TEAM SCORING

Game	Opp.	BROWNS						OPPONENTS					
		1ST	2ND	3RD	4TH	OT	TOTAL	1ST	2ND	3RD	4TH	OT	TOTAL
9/8	TEN	6	0	7	0	0	13	3	9	10	21	0	43
9/16	at NYJ	6	10	7	0	0	23	0	3	0	0	0	3
9/22	LAR	0	6	7	0	0	13	3	0	7	10	0	20
9/29	at BAL	7	3	14	7	0	40	0	7	3	8	0	40
10/7	at SF	0	3	0	0	0	3	14	7	7	3	0	31
10/13	SEA	14	6	0	8	0	28	6	12	7	7	0	32
10/27	at NE	0	7	3	3	0	13	17	0	7	3	0	27
11/3	at DEN	0	12	0	7	0	19	7	10	7	0	0	24
Totals	8 games	33	47	38	25	0	152	50	48	51	52	0	220

2019 TURNOVER TABLE

Game	Opp.	TAKEAWAYS				GIVEAWAYS				Difference	Result
		Fumbles	INTs	Total	Pts Off	Fumbles	INT	Total	Pts Off		
9/8	TEN	0	0	0	0	0	3	3	16	-3	L, 13-43
9/16	at NYJ	1	0	1	0	0	1	1	0	0	W, 23-3
9/22	LAR	1	2	3	3	0	1	1	0	+2	L, 13-20
9/29	at BAL	1	2	3	14	0	1	1	7	+2	W, 40-25
10/7	at SF	0	0	0	0	2	2	4	3	-4	L, 3-31
10/13	SEA	1	0	1	0	1	3	4	14	-3	L, 28-32
10/27	at NE	0	0	0	0	2	1	3	14	-3	L, 13-27
11/3	at DEN	1	0	1	0	0	0	0	0	+1	L, 19-24
Totals	8 games	5	4	9	17	5	11	16	54	-8	

2019 BROWNS SCORING DRIVES

SEPT. 8 VS. TENNESSEE TITANS

Team	Qtr.	Time	Scoring Play	TEN	CLE
Browns	1	10:11	D.Hilliard 4 yd. run (kick failed, wr)	0	6
Titans	1	6:32	C.Santos 37 yd. Field Goal (7-73, 3:39)	3	6
Titans	2	9:39	D.Henry 1 yd. run (C.Santos kick) (11-87, 5:10)	10	6
Titans	2	1:42	B.Mayfield sacked in the end zone by C.Wake for a Safety	12	6
Titans	3	11:53	C.Santos 53 yd. Field Goal (5-44, 3:07)	15	6
Browns	3	2:10	D.Njoku 3 yd. pass from B. Mayfield (A. Seibert kick) (6-61, 3:42)	15	6
Titans	3	1:57	D.Henry 75 yd. pass from M.Mariota (C.Santos kick) (1-75, 0:13)	22	13
Titans	4	12:32	De.Walker 11 yd. pass from M.Mariota (C.Santos kick) (4-35, 1:39)	29	13
Titans	4	9:03	De.Walker 7 yd. pass from M.Mariota (C.Santos kick) (4-34, 2:14)	36	13
Titans	4	3:02	M.Butler 38 yd. interception return (C.Santos kick)	43	13

SEPT. 16 AT NEW YORK JETS

Team	Qtr.	Time	Scoring Play	CLE	NYJ
Browns	1	10:27	A.Seibert 23 yd. Field Goal (11-76, 4:33)	3	0
Browns	1	6:15	A.Seibert 48 yd. Field Goal (6-22, 2:32)	6	0
Browns	2	10:16	N.Chubb 19 yd. run (A.Seibert kick) (5-53, 3:07)	13	0
Jets	2	2:56	S.Ficken 46 yd. Field Goal (11-47, 7:20)	13	3
Browns	2	0:00	A.Seibert 43 yd. Field Goal (5-15, 0:35)	16	3
Browns	3	3:32	O.Beckham 89 yd. pass from B.Mayfield (A.Seibert kick) (1-89, 0:11)	23	3

SEPT. 22 VS LOS ANGELES RAMS

Team	Qtr.	Time	Scoring Play	CLE	LAR
Rams	1	4:06	G.Zuerlein 53 yd. Field Goal (11-51, 4:58)	0	3
Browns	2	6:15	A.Seibert 23 yd. Field Goal (13-70, 7:25)	3	3
Browns	2	0:00	A.Seibert 35 yd. Field Goal (4-0, 0:18)	6	3
Rams	3	10:40	C.Kupp 11 yd. pass from J.Goff (G.Zuerlein kick) (10-75, 4:20)	6	10
Browns	3	4:37	D.Harris 2 yd. pass from B.Mayfield (A.Seibert kick) (11-75, 6:03)	13	10
Rams	4	12:48	C.Kupp 6 yd. pass from J.Goff (G.Zuerlein kick) (8-72, 4:12)	13	17
Rams	4	6:37	G.Zeurlein 37 yd. Field Goal (9-43, 2:37)	13	20

SEPT. 29 AT BALTIMORE RAVENS

Team	Qtr.	Time	Scoring Play	CLE	BAL
Browns	1	2:50	R.Seals-Jones 9 yd. pass from B.Mayfield (A.Seibert kick) (13-84, 8:31)	7	0
Ravens	2	1:55	M.Boykin 9 yd. pass from L.Jackson (J.Tucker kick) (7-58, 3:40)	7	7
Browns	2	0:08	A.Seibert 24 yd. Field Goal (10-81, 1:47)	10	7
Ravens	3	11:15	J.Tucker 41 yd. Field Goal (8-62, 3:45)	10	10
Browns	3	9:41	N.Chubb 14 yd. run (A.Seibert kick) (3-75, 1:34)	17	10
Browns	3	0:53	N.Chubb 2 yd. run (A.Seibert kick) (8-74, 5:18)	24	10
Ravens	4	9:51	M.Andrews 8 yd. pass from L.Jackson (M.Ingram run) (14-75, 6:02)	24	18
Browns	4	9:35	N.Chubb 88 yd. run (pass failed) (1-83, 0:16)	30	18
Browns	4	6:56	A.Seibert 43 yd. Field Goal (4-6, 1:19)	33	18
Browns	4	2:14	D.Hilliard 1 yd. run (A.Seibert kick) (6-39, 3:07)	40	18
Ravens	4	0:30	W.Snead 50 yd. pass from L.Jackson (J.Tucker kick) (5-79, 1:44)	40	25

OCT. 7 AT SAN FRANCISCO 49ERS

<u>Team</u>	<u>Qtr.</u>	<u>Time</u>	<u>Scoring Play</u>	<u>CLE</u>	<u>SF</u>
49ers	1	13:17	M.Breida 83 yd. run (R.Gould kick) (1-83, 0:11)	0	7
49ers	1	6:26	M.Breida 5 yd. pass from J.Garoppolo (R.Gould kick) (8-74, 3:57)	0	14
Browns	2	11:22	A.Seibert 30 yd. Field Goal (10-51, 4:47)	3	14
49ers	2	1:54	T.Coleman 19 yd. run (R.Gould kick) (6-49, 2:51)	3	21
49ers	3	10:37	G.Kittle 22 yd. pass from J.Garoppolo (R.Gould kick) (9-90, 4:23)	3	28
49ers	4	5:08	R.Gould 44 yd. Field Goal (4-3, 1:54)	3	31

OCT. 13 VS SEATTLE SEAHAWKS

<u>Team</u>	<u>Qtr.</u>	<u>Time</u>	<u>Scoring Play</u>	<u>SEA</u>	<u>CLE</u>
Browns	1	13:01	N.Chubb 7 yd. run (A.Seibert kick) (3-23, 1:59)	0	7
Seahawks	1	8:52	R.Wilson 16 yd. run (kick failed, wr) (7-75, 4:09)	6	7
Browns	1	4:43	B.Mayfield 10 yd. run (A.Seibert kick) (10-69, 4:09)	6	14
Browns	2	14:54	R.Seals-Jones 31 yd. pass from B.Mayfield (kick failed, wl) (3-92, 1:25)	6	20
Seahawks	2	10:46	J.Myers 38 yd. Field Goal (9-55, 4:08)	9	20
Seahawks	2	7:25	J.Myers 20 yd. Field Goal (6-18, 2:41)	12	20
Seahawks	2	0:22	J.Brown 17 yd. pass from R.Wilson (run failed)	18	20
Seahawks	3	6:00	J.Brown 6 yd. pass from R.Wilson (J.Myers kick) (7-58, 2:54)	25	20
Browns	4	9:02	N.Chubb 3 yd. run (B.Mayfield-D.Harris pass) (2-24, 0:46)	25	28
Seahawks	4	3:30	C.Carson 1 yd. run (J.Myers kick) (9-79, 5:32)	32	28

OCT. 27 VS NEW ENGLAND PATRIOTS

<u>Team</u>	<u>Qtr.</u>	<u>Time</u>	<u>Scoring Play</u>	<u>CLE</u>	<u>NE</u>
Patriots	1	6:35	M.Nugent 20 yd. Field Goal (12-71, 5:53)	0	3
Patriots	1	5:45	D.Hightower 26 yd. fumble return (M.Nugent kick)	0	10
Patriots	1	1:47	J.Edelman 8 yd. pass from T.Brady (M.Nugent kick) (2-11, 0:44)	0	17
Browns	2	7:44	D.Harris 21 yd. pass from B.Mayfield (A.Seibert kick) (6-54, 3:28)	7	17
Browns	3	8:37	A.Seibert 38 yd. Field Goal (12-55, 6:23)	10	17
Patriots	3	6:11	J.Edelman 14 yd. pass from T.Brady (M.Nugent kick) (7-84, 2:26)	10	24
Patriots	4	7:43	M.Nugent 29 yd. Field Goal (11-62, 5:27)	10	27
Browns	4	2:33	A.Seibert 47 yd. Field Goal (7-47, 1:34)	13	27

NOV. 11 VS DENVER BRONCOS

<u>Team</u>	<u>Qtr.</u>	<u>Time</u>	<u>Scoring Play</u>	<u>CLE</u>	<u>DEN</u>
Broncos	1	6:09	C.Sutton 21 yd. pass from B.Allen (B.McManus kick) (9-63, 4:47)	0	7
Browns	2	12:48	A.Seibert 39 yd. Field Goal (5-19, 2:20)	3	7
Broncos	2	12:34	N.Fant 75 yd. pass from B.Allen (B.McManus kick) (1-75, 0:14)	3	14
Browns	2	7:14	A.Seibert 30 yd. Field Goal (9-64, 5:20)	6	14
Browns	2	3:49	A.Seibert 27 yd. Field Goal (6-9, 2:22)	9	14
Broncos	2	1:47	B.McManus 43 yd. Field Goal (5-43, 2:02)	9	17
Browns	2	0:15	A.Seibert 30 yd. Field Goal (13-63, 1:32)	12	17
Broncos	3	1:06	P.Lindsay 30 yd. run (B.McManus kick) (7-95, 4:10)	12	24
Browns	4	10:47	J.Landry 9 yd. pass from B.Mayfield (A.Seibert kick) (9-76, 5:19)	19	24

2019 BALL POSSESSION AND DRIVE CHART

CLEVELAND BROWNS VS. TENNESSEE TITANS (9/8/19)

TITANS(29:18) AVERAGE DRIVE START TEN 34					BROWNS (30:42) AVERAGE DRIVE START CLE 17				
	Plays	Yards	Time	End		Plays	Yards	Time	End
1.	7	73	6:32	Field Goal	1.	8	73	10:11	Touchdown
2.	3	2	2:17	Punt	2.	4	-5	3:29	Punt
3.	11	87	9:39	Touchdown	3.	5	28	14:49	Punt
4.	7	29	5:03	Punt	4.	3	9	8:27	Punt
5.	3	-1	1:47	Punt	5.	3	-3	3:30	Punt
6.	4	11	0:57	Punt	6.	1	-3	1:42	Safety
7.	5	44	11:53	Field Goal	7.	6	32	0:00	End of Half
8.	3	1	5:52	Punt	8.	5	30	8:23	Punt
9.	1	75	1:57	Touchdown	9.	6	61	2:10	Touchdown
10.	4	35	12:32	Touchdown	10.	6	20	14:11	Interception
11.	4	34	9:03	Touchdown	11.	3	6	11:17	Interception
12.	4	-14	3:11	Punt	12.	8	24	5:36	Downs
13.	2	-2	0:00	End of Game	13.	1	0	3:02	Interceptions
					14.	4	9	1:16	Downs

CLEVELAND BROWNS AT NEW YORK JETS (9/16/19)

BROWNS (29:41) AVERAGE DRIVE START CLE 34					JETS (30:19) AVERAGE DRIVE START NYJ 18				
	Plays	Yards	Time	End		Plays	Yards	Time	End
1.	11	76	4:33	Field Goal	1.	3	-2	1:40	Punt
2.	6	22	2:17	Field Goal	2.	3	4	0:57	Punt
3.	5	18	9:39	Punt	3.	6	0	4:15	Punt
4.	5	53	5:03	Touchdown	4.	11	47	7:20	Field Goal
5.	6	25	1:47	Punt	5.	3	-3	0:22	Punt
6.	5	15	0:57	Field Goal	6.	3	0	2:11	Punt
7.	3	6	11:53	Punt	7.	3	4	2:00	Punt
8.	3	1	5:52	Punt	8.	8	60	3:27	Downs
9.	1	89	1:57	Touchdown	9.	3	8	1:25	Punt
10.	3	8	12:32	Punt	10.	6	45	2:46	Downs
11.	5	23	9:03	Interception	11.	5	57	2:51	Fumble
12.	9	49	5:54	Punt	12.	6	58	1:05	End of Game

2019 BALL POSSESSION AND DRIVE CHART

CLEVELAND BROWNS VS. LOS ANGELES RAMS (9/22/19)

RAMS (28:23) AVERAGE DRIVE START LA 26					BROWNS (31:37) AVERAGE DRIVE START CLE 33				
	Plays	Yards	Time	End		Plays	Yards	Time	End
1.	3	6	1:34	Punt	1.	4	2	3:04	Punt
2.	11	51	4:58	Field Goal	2.	3	7	1:18	Punt
3.	6	31	2:14	Punt	3.	13	70	7:25	Field Goal
4.	7	32	3:34	Missed FG	4.	3	6	1:45	Punt
5.	6	19	1:44	Fumble	5.	4	21	2:06	Punt
6.	10	75	4:20	Touchdown	6.	4	0	0:18	Field Goal
7.	3	15	1:06	Interception	7.	11	75	6:03	Touchdown
8.	8	72	4:12	Touchdown	8.	3	2	1:31	Punt
9.	9	43	2:37	Field Goal	9.	7	37	3:34	Downs
10.	3	7	1:37	Interception	10.	3	-8	2:14	Punt
11.	1	-1	0:27	End of Game	11.	10	53	2:19	Interception

CLEVELAND BROWNS AT BALTIMORE RAVENS (9/29/19)

BROWNS (30:17) AVERAGE DRIVE START CLE 26					RAVENS (29:43) AVERAGE DRIVE START BAL 28				
	Plays	Yards	Time	End		Plays	Yards	Time	End
1.	3	-1	1:28	Punt	1.	3	2	2:11	Punt
2.	13	84	8:31	Touchdown	2.	7	26	2:57	Punt
3.	5	22	3:21	Punt	3.	6	14	3:13	Punt
4.	6	43	2:44	Interception	4.	7	58	3:40	Touchdown
5.	10	81	1:47	Field Goal	5.	1	-1	0:08	End of Half
6.	3	75	1:34	Touchdown	6.	8	62	3:45	Field Goal
7.	8	74	5:18	Touchdown	7.	7	49	3:30	Fumble
8.	1	83	0:16	Touchdown	8.	14	75	6:02	Touchdown
9.	4	6	1:19	Field Goal	9.	4	7	1:20	Downs
10.	3	0	0:22	Punt	10.	4	21	1:04	Interception
11.	6	39	3:07	Touchdown	11.	2	0	0:09	Interception
12.	1	-1	0:30	End of Game	12.	5	79	1:44	Touchdown

CLEVELAND BROWNS AT SAN FRANCISCO 49ERS (10/7/19)

BROWNS (22:17)
AVERAGE DRIVE START CLE 26

	Plays	Yards	Time	End
1.	4	17	1:32	Punt
2.	1	0	0:15	Interception
3.	3	-6	1:38	Punt
4.	5	7	2:52	Fumble
5.	10	51	4:47	Field Goal
6.	7	72	3:47	Interception
7.	3	-5	1:10	Punt
8.	1	-10	0:10	End of Half
9.	4	22	1:29	Punt
10.	3	0	0:29	Punt
11.	3	3	2:38	Punt
12.	3	4	1:30	Punt

49ERS (37:43)
AVERAGE DRIVE START SF 34

	Plays	Yards	Time	End
1.	1	83	0:11	Touchdown
2.	3	1	1:01	Punt
3.	8	74	3:57	Touchdown
4.	4	0	2:25	Missed FG
5.	5	15	2:50	Punt
6.	6	49	2:51	Touchdown
7.	4	4	0:34	Missed FG
8.	9	90	4:23	Touchdown
9.	15	82	7:37	Blocked FG
10.	6	12	2:57	Punt
11.	4	0	3:25	Punt
12.	4	3	1:54	Field Goal
13.	6	10	3:38	End of Game

CLEVELAND BROWNS VS SEATTLE SEAHAWKS (10/13/19)

BROWNS (26:19)
AVERAGE DRIVE START CLE 36

	Plays	Yards	Time	End
1.	3	23	1:59	Touchdown
2.	10	69	4:09	Touchdown
3.	3	92	1:25	Touchdown
4.	3	1	0:40	Blocked Punt
5.	4	29	1:13	Interception
6.	9	70	3:33	Interception
7.	4	23	0:22	End of Half
8.	7	21	3:38	Fumble
9.	4	3	2:23	Punt
10.	10	43	5:22	Downs
11.	2	24	0:46	Touchdown
12.	2	-5	0:49	Interception

SEAHAWKS (33:41)
AVERAGE DRIVE START SEA 32

	Plays	Yards	Time	End
1.	7	75	4:09	Touchdown
2.	7	36	3:24	Punt
3.	9	55	4:08	Field Goal
4.	6	18	2:41	Field Goal
5.	3	7	1:10	Punt
6.	8	88	1:07	Touchdown
7.	3	-8	2:28	Punt
8.	7	58	2:54	Touchdown
9.	6	36	2:36	Fumble
10.	3	-1	0:51	Punt
11.	9	79	5:32	Touchdown
12.	8	21	2:41	End of Game

CLEVELAND BROWNS VS NEW ENGLAND PATRIOTS (10/27/19)

BROWNS (26:19)
AVERAGE DRIVE START CLE 25

	Plays	Yards	Time	End
1.	3	7	0:59	Punt
2.	2	3	0:50	Fumble
3.	1	44	0:15	Fumble
4.	1	0	0:05	Interception
5.	5	22	3:53	Punt
6.	6	54	3:28	Touchdown
7.	7	17	2:19	End of Half
8.	12	55	6:23	Field Goal
9.	3	0	1:12	Punt
10.	6	17	4:05	Punt
11.	4	-11	1:36	Downs
12.	7	-47	1:34	Field Goal
13.	3	17	1:06	End of Game

PATRIOTS (33:41)
AVERAGE DRIVE START NE 36

	Plays	Yards	Time	End
1.	4	12	1:33	Punt
2.	12	71	5:53	Field Goal
3.	6	12	2:54	Punt
4.	2	11	0:44	Touchdown
5.	3	0	1:42	Punt
6.	13	64	5:25	Blocked FG, Downs
7.	7	84	2:26	Touchdown
8.	5	9	2:44	Punt
9.	11	62	5:27	Field Goal
10.	4	-2	2:00	Missed FG
11.	3	5	1:27	Punt

CLEVELAND BROWNS VS DENVER BRONCOS (11/3/19)

BROWNS (35:30)
AVERAGE DRIVE START CLE 34

	Plays	Yards	Time	End
1.	5	16	2:28	Punt
2.	8	18	4:24	Punt
3.	5	19	2:20	Field Goal
4.	9	64	5:20	Field Goal
5.	6	9	2:22	Field Goal
6.	13	63	1:32	Field Goal
7.	3	9	1:28	Punt
8.	11	47	6:15	Downs
9.	9	76	5:19	Touchdown
10.	8	60	4:02	Downs

BRONCOS (24:30)
AVERAGE DRIVE START DEN 23

	Plays	Yards	Time	End
1.	3	7	1:36	Punt
2.	9	63	4:47	Touchdown
3.	3	-4	1:37	Punt
4.	1	75	0:14	Touchdown
5.	2	2	1:03	Fumble
6.	5	43	2:02	Field Goal
7.	1	-2	0:15	End of Half
8.	3	-1	2:01	Punt
9.	7	95	4:10	Touchdown
10.	5	20	3:26	Punt
11.	5	14	3:19	End of Game

2019 RED ZONE EFFICIENCY

	BROWNS	OPPONENTS
Number of trips into opponent's red zone	27	20
Total scores	22	17
Touchdowns.....	12	11
Field goals/attempts.....	10/10	6/9
Touchdown percentage.....	44.4	55.0
Scoring percentage	81.5	85.0
Turnovers.....	5	1
Downs.....	2	1
Missed field goals.....	0	4
Time expired	0	0
Ended without trying to score.....	0	0
Scores from outside the red zone	8	14
Touchdowns.....	4	7
Field goals	4	6
Safeties.....	0	1

LONGEST DRIVES

GAME-BY-GAME - LONGEST DRIVES - PLAYS

Game		#Plays	BROWNS Net Yards/Time	Drive Result	#Plays	OPPONENTS Net Yards/Time	Drive Result
9/8	TEN	8	73/10:11	Touchdown	11	87/9:39	Touchdown
9/16	NYJ	11	76/10:27	Field Goal	11	42/2:56	Field Goal
9/22	LAR	13	70/7:25	Field Goal	11	51/4:48	Field Goal
9/29	BAL	13	84/8:31	Touchdown	14	75/6:02	Touchdown
10/7	SF	10	51/4:47	Field Goal	15	82/7:37	Blocked FG
10/13	SEA	10	69/4:09	Touchdown	9	55/4:08	Field Goal
		10	43/5:22	Turnover on Downs	9	79/5:32	Touchdown
10/27	NE	12	55/6:23	Field Goal	13	64/2:19	Blocked FG, Downs
11/3	DEN	13	63/1:32	Field Goal	9	63/4:47	Touchdown
11/10	BUF						
11/14	PIT						
11/24	MIA						
12/1	PIT						
12/8	CIN						
12/15	ARI						
12/22	BAL						

GAME-BY-GAME - LONGEST DRIVES - NET YARDS

Game		#Plays	BROWNS Net Yards/Time	Drive Result	#Plays	OPPONENTS Net Yards/Time	Drive Result
9/8	TEN	8	73/10:11	Touchdown	11	87/9:39	Touchdown
9/16	NJY	89	1/0:11	Touchdown	8	60/3:43	Downs
9/22	LAR	11	75/6:03	Touchdown	10	75/4:20	Touchdown
9/29	BAL	13	84/8:31	Touchdown	5	79/1:44	Touchdown
10/7	SF	7	72/3:47	Interception	9	90/4:23	Touchdown
10/13	SEA	3	92/1:25	Touchdown	8	88/1:07	Touchdown
10/27	NE	12	55/6:23	Field Goal	7	84/2:26	Touchdown
11/3	DEN	9	76/5:19	Touchdown	7	95/4:10	Touchdown
11/10	BUF						
11/14	PIT						
11/24	MIA						
12/1	PIT						
12/8	CIN						
12/15	ARI						
12/22	BAL						
12/29	CIN						

2019 LONGEST PLAYS

LONGEST PLAYS FROM SCRIMMAGE

BROWNS		
Yards	Opponent	Play
89	9/16 at NYJ	O.Beckham Jr. TD reception
88	9/29 at BAL	N.Chubb TD rush
65	9/29 at BAL	J.Landry reception
59	9/29 at BAL	R.Seals-Jones reception
52	10/13 vs. SEA	N.Chubb rush
41	11/3 at DEN	A.Callaway reception
41	10/13 vs. SEA	O.Beckham Jr. reception
39	11/3 at DEN	O.Beckham Jr. reception
37	10/7 at SF	N.Chubb rush
35	9/8 vs. TEN	R.Higgins reception
34	9/8 vs. TEN	J.Landry reception
33	9/16 at NYJ	O.Beckham Jr. reception
31	10/13 vs. SEA	R.Seals-Jones reception
30	9/22 vs. LAR	N.Chubb reception
29	9/29 at BAL	J.Landry reception
29	9/16 at NYJ	D.Ratley reception
27	11/3 at DEN	O.Beckham Jr. reception
27	10/13 vs. SEA	J.Landry reception
27	9/16 at NYJ	D.Johnson reception
27	9/22 vs. LAR	J.Landry reception
25	10/7 at SF	J.Landry reception
25	9/22 vs. LAR	J.Landry reception
25	9/16 at NYJ	J.Landry reception
24	9/8 vs. TEN	O.Beckham Jr. reception
23	9/8 vs. TEN	J.Landry reception
21	10/13 vs. SEA	N.Chubb rush
21	9/16 at NYJ	O.Beckham Jr. reception
21	9/16 at NYJ	D.Ratley reception
20	10/7 at SF	J.Landry reception
20	10/7 at SF	O.Beckham Jr. reception

No. of 20-plus yard plays: 30 (4 rush, 26 pass)
 No. of 40-plus yard plays: 7 (2 rush, 5 pass)

OPPONENTS	
Yards	Opponent
83	10/7 at SF
75	11/3 at DEN
75	9/8 vs. TEN
51	9/8 vs. TEN
50	9/29 at BAL
47	9/8 vs. TEN
40	11/3 at DEN
36	9/16 at NYJ
35	10/13 vs. SEA
30	11/3 at DEN
30	10/13 vs. SEA
30	9/16 at NYJ
29	9/29 at BAL
29	9/29 at BAL
25	10/13 vs. SEA
25	9/8 vs. TEN
24	11/3 at DEN
23	10/13 vs. SEA
23	9/22 vs. LAR
22	10/13 vs. SEA
22	10/7 AT SF
22	9/22 vs. LAR
21	11/3 at DEN
21	10/13 vs. SEA
21	9/22 vs. LAR
20	10/13 vs. SEA
20	9/16 at NYJ

No. of 20-plus yard plays: 22 (5 rush, 17 pass)
 No. of 40-plus yard plays: 2 (2 rush, 5 pass)

LONGEST KICK/PUNT RETURNS

BROWNS			
Type	Yards	Opponent	Returner
KR	74	10/13 vs. SEA	D.Hilliard
KR	32	9/8 vs. TEN	D.Hilliard
KR	31	11/3 at DEN	T.Thomas
KR	28	10/13 vs. SEA	D.Hilliard
KR	26	10/7 at SF	D.Hilliard
KR	23	9/16 at NYJ	T.Taylor
KR	23	9/8 vs. TEN	D.Johnson

No. of 20-plus yard returns: 6 (6 kickoff, 0 punt)
 No. of 40-plus yard returns: 1 (1 kickoff, 0 punt)

OPPONENTS			
Type	Yards	Opponent	Returner
KR	32	11/3 at DEN	D.Booker
PR	32	10/7 at SF	R.James Jr.
KR	26	9/29 at BAL	C.Moore
KR	23	9/8 vs. TEN	A.Jackson
KR	21	10/13 vs. SEA	T.Lockett
PR	20	11/3 at DEN	D.Spencer
KR	20	9/29 at BAL	J.Hill
KR	20	9/16 at NYJ	T.Cannon

No. of 20-plus yard returns: 8 (6 kickoff, 2 punt)
 No. of 40-plus yard returns: 0 (0 kickoff, 0 punt)

