







# 2019 PRESEASON SCHEDULE

(3-1)


W1		WASHINGTON REDSKINS   THURSDAY, AUG. 8   7:30 P.M. ET   NEWS 5	W   30-10
W2		@ INDIANAPOLIS COLTS   SATURDAY, AUG. 17   4 P.M. ET   NEWS 5 AND NFLN	W   21-18
W3		@ TAMPA BAY BUCCANEERS   FRIDAY, AUG. 23   7:30 P.M. ET   NEWS 5 AND NFLN	L   13-12
W4		DETROIT LIONS   THURSDAY, AUG. 29   7:30 P.M. ET   NEWS 5	W   20-16

# 2019 REGULAR SEASON SCHEDULE WEEK 7 BYE

(1-1)

W1		TENNESSEE TITANS   SUNDAY, SEPT. 8   1 P.M. ET   CBS	L   43-13
W2		@ NEW YORK JETS   MONDAY, SEPT. 16   8:15 P.M. ET   ESPN	W   23-3
W3		LOS ANGELES RAMS   SUNDAY, SEPT. 22   8:20 P.M. ET   NBC	
W4		@ BALTIMORE RAVENS   SUNDAY, SEPT. 29   1 P.M. ET   CBS	
W5		@ SAN FRANCISCO 49ERS   MONDAY, OCT. 7   8:15 P.M. ET   ESPN	
W6		SEATTLE SEAHAWKS   SUNDAY, OCT. 13   1 P.M. ET   FOX	
W8		@ NEW ENGLAND PATRIOTS   SUNDAY, OCT. 27   4:25 P.M. ET   CBS	
W9		@ DENVER BRONCOS   SUNDAY, NOV. 3   4:25 P.M. ET   CBS	
W10		BUFFALO BILLS   SUNDAY, NOV. 10   1 P.M. ET   CBS	
W11		PITTSBURGH STEELERS   THURSDAY, NOV. 14   8:20 P.M. ET   FOX, NFLN AND AMAZON	
W12		MIAMI DOLPHINS   SUNDAY, NOV. 24   1 P.M. ET   CBS	
W13		@ PITTSBURGH STEELERS   SUNDAY, DEC. 1   4:25 P.M. ET   CBS	
W14		CINCINNATI BENGALS   SUNDAY, DEC. 8   1 P.M. ET   CBS	
W15		@ ARIZONA CARDINALS   SUNDAY, DEC. 15   4:05 P.M. ET   CBS	
W16		BALTIMORE RAVENS   SUNDAY, DEC. 22   1 P.M. ET   CBS	
W17		@ CINCINNATI BENGALS   SUNDAY, DEC. 29   1 P.M. ET   CBS	





## CLEVELAND BROWNS WEEKLY GAME RELEASE | WEEK 3, GAME 3

### SEPT. 16, 2019 | 8:20 P.M. ET | VS. LOS ANGELES RAMS | FIRSTENERGY STADIUM

#### NOTABLE STORYLINES

• This week, the Browns (1-1) take on the Los Angeles Rams (2-0) on Sunday Night Football at FirstEnergy Stadium beginning at 8:20 p.m. ET. The two teams haven't faced off since 2015, when the St. Louis Rams beat the Browns, 24-6, in Week 7. It will also be the first Sunday Night Game for the Browns since 2001.

• In Week 2, the Browns clinched their first win of the season, 23-3, on the road over the New York Jets on Monday Night Football. WR **Odell Beckham Jr.** highlighted the evening, catching six passes for 161 yards and a career-long 89-yard touchdown. QB **Baker Mayfield** also threw for 325 yards and the touchdown pass to Beckham Jr. On the defensive side of the ball, the Browns limited the Jets to 45 yards of offense in the first half (a net minus-13 through the air) and 251 for the game. DE **Myles Garrett** collected an NFL-best three of the Browns' four sacks to give him five for the season.

• The Browns' 20-point win last week was the team's largest margin of victory since a 24-3 win at Cincinnati on Nov. 6, 2014.

• Garrett's three sacks against the Jets set a new career high and improved his total for the season to five, the most in the NFL and the most by a Brown through the first two weeks of a season. He also became the first Browns player to record multiple sacks in back-to-back games since 2001 and the first to have three sacks in a game since 2014.

• Mayfield's 89-yard touchdown pass to Beckham Jr. was the fourth-longest pass in franchise history and the longest since 2013. It was also the longest in the NFL this season.

• Week 2 marked Beckham Jr.'s 25th career 100-yard game and most receiving yards in a game since 2016. He's recorded at least three receptions in 59 consecutive games, the third-longest streak in NFL history.

• Mayfield has thrown at least one touchdown pass in each of his 15 career starts, trailing only St. Louis' Kurt Warner (23 from 1999-00) for the most consecutive starts with a touchdown pass to begin an NFL career.

• Beckham Jr. and Landry each extended their streak of consecutive games with at least two receptions. Landry's stretch of 81 consecutive games is the second-longest active streak in the NFL, while Beckham ranks fourth at 61.

• Rookie K **Austin Siebert** connected on field goals of 23, 43 and 48 yards. He tied the Browns single-game record for field goals by a rookie.

#### GAME INFORMATION

**TELEVISION** NBC | WKYC (Cleveland)  
**PLAY-BY-PLAY** Al Michaels  
**ANALYST** Cris Collinsworth  
**SIDELINE REPORTER** Michele Tafoya

**NATIONAL RADIO** Westwood One Sports  
**PLAY-BY-PLAY** Kevin Kugler  
**ANALYST** Brian Griese  
**PRE-GAME AND HALFTIME HOST** Scott Graham

**RADIO** University Hospitals Cleveland Browns Radio Network  
**FLAGSHIP STATIONS** 92.3 The Fan (WKRK-FM)  
ESPN 850 WKNR | WNCX (98.5 FM)  
**PLAY-BY-PLAY** Jim Donovan  
**ANALYST** Doug Dieken  
**SIDELINE REPORTER** Nathan Zegura

**SPANISH RADIO** La Mega 87.7 FM  
**PLAY-BY-PLAY** Rafael "Rafa" Hernandez-Brito  
**ANALYST** Octavio Sequera

#### TABLE OF CONTENTS

How they compare	5
Series history	6
Connections	6
Last time they played	7
What to look for this week	7
Probable starters	8-9
Team notes	10-18
Player notes	19-37
Freddie Kitchens bio	38-39
Rosters	40-43
How the team was built	44
Depth chart	45
Pronunciation guide	45
Transactions	46-48
The last time	49-51
Participation	52
Game summaries	53
Statistics	54-56
Supplemental bios	57-68
Supplemental stats	69-77

#### BROWNS COMMUNICATIONS STAFF

**PETER JOHN-BAPTISTE, SENIOR VICE PRESIDENT, COMMUNICATIONS**  
pjohn-baptiste@clevelandbrowns.com, (440) 891-5015

**DAN MURPHY, SENIOR MANAGER, COMMUNICATIONS**  
dmurphy@clevelandbrowns.com, (440) 824-3659

**ROB MCBURNETT, SENIOR MANAGER, COMMUNICATIONS**  
rmcburnett@clevelandbrowns.com, (440) 824-6175

**MIKE ANNARELLA, COORDINATOR, COMMUNICATIONS**  
mannarella@clevelandbrowns.com, (440) 891-5096

## UPCOMING MEDIA SCHEDULE

### WEDNESDAY, SEPT. 18

10:35 a.m. – Freddie Kitchens available in media center  
 11:30 a.m.-1:40 p.m. – Practice  
 After practice – Open locker room  
 5:15 p.m. – Rams Head Coach Sean McVay conference call

### THURSDAY, SEPT. 19

10:00 a.m. – Mike Priefer available in media center  
 10:15 a.m. – Todd Monken available in media center  
 10:30 a.m. – Steve Wilks available in media center  
 11:20 a.m.-1:40 p.m. – Practice  
 After practice – Freddie Kitchens available and open locker room

### FRIDAY, SEPT. 20

11:00 a.m.-12:50 p.m. – Practice  
 After practice – Freddie Kitchens available and open locker room

### SATURDAY, SEPT. 21

No scheduled availability

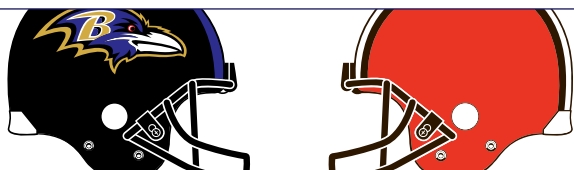
### SUNDAY, SEPT. 22

Los Angeles Rams at Cleveland Browns

*\*All times and availability are Eastern unless noted, approximate and subject to change. Please feel free to confirm times with the Browns communications staff.*

*\*\*All credential requests need to be submitted via [clevelandbrowns.com/mediacredentials](http://clevelandbrowns.com/mediacredentials) by noon, six days before each home game and 10 days before each away game.*

## UP NEXT



Next, the Browns will have their first AFC North matchup against the Baltimore Ravens at 1 p.m. ET, Sunday, Sept. 29 at M&T Bank Stadium (Baltimore, Md.). The Browns will look to arrive back in Cleveland with their first win at Baltimore since 2015.

## HOW TO WATCH THE BROWNS

### CLEVELAND BROWNS TELEVISION PROGRAMMING | NEWS 5

Game Day Programming  
 • Browns' Countdown, presented by Elk & Elk (1:30 prior to the game) News 5 (WEWS)

Online Programming  
 • Building the Browns, Youtube (every three weeks)

## 2019 NFL IMPORTANT DATES

### SEPT. 24

Beginning on the Tuesday following the third weekend of regular season games, the claiming priority is based on the inverse order of the standing of clubs in the current season's games.

### OCT. 15-16

Fall League Meeting, Fort Lauderdale, Florida.

### OCT. 29

All trading ends for 2019 at 4 p.m., New York time.

### OCT. 30

Players with at least four previous pension-credited seasons are subject to the waiver system for the remainder of the regular season and postseason.

### NOV. 12

At 4 p.m., New York time, signing period ends for Franchise Players who are eligible to receive offer sheets.

Prior to 4 p.m., New York time, deadline for clubs to sign their unsigned Franchise and Transition Players, including Franchise Players who were eligible to receive offer sheets until this date. If still unsigned after this date, such players are prohibited from playing in the NFL in 2019.

Prior to 4 p.m., New York time, deadline for clubs to sign their unrestricted free agents to whom the "May 7 Tender" was made. If still unsigned after this date, such players are prohibited from playing in the NFL in 2019.

Prior to 4 p.m., New York time, deadline for clubs to sign their restricted free agents, including those to whom the "June 1 Tender" was made. If such players remain unsigned after this date, they are prohibited from playing in the NFL in 2019.

Prior to 4 p.m., New York time, deadline for clubs to sign their drafted rookies. If such players remain unsigned after this date, they are prohibited from playing in the NFL in 2019.

## AFC NORTH SCHEDULE

### LAST WEEK

San Francisco (2-0) at CINCINNATI (0-2)	SF, 49-10
Seattle (2-0) at PITTSBURGH (0-2)	SEA, 28-26
Arizona (0-1-1) at BALTIMORE (2-0)	BAL, 23-17
<b>CLEVELAND (1-1) at New York Jets (0-2)</b>	<b>CLE, 23-3</b>

### THIS WEEK

CINCINNATI (0-2) at Buffalo (2-0)	Sept. 22, 1 p.m. ET
BALTIMORE (2-0) at Kansas City (2-0)	Sept. 22, 1 p.m. ET
PITTSBURGH (0-2) at San Francisco (2-0)	Sept. 22, 4:25 p.m. ET
<b>Los Angeles Rams (2-0) at CLEVELAND (1-1)</b>	<b>Sept. 22, 8:20 p.m. ET</b>

### NEXT WEEK


<b>CLEVELAND (1-1) at BALTIMORE (2-0)</b>	<b>Sep. 29, 1 p.m. ET</b>
CINCINNATI (0-2) at PITTSBURGH (0-2)	Sep. 30, 8:15 p.m. ET



## HOW THEY COMPARE



HC FREDDIE KITCHENS



HC SEAN MCVAY

**FREDDIE KITCHENS: 0-1, FIRST SEASON AS A HEAD COACH.** Freddie Kitchens was named the head coach of the Cleveland Browns on Jan. 12, 2019. This is Kitchens' second season with the Browns, previously working as RB/assoc. HC and OC in 2018. Prior to Cleveland, Kitchens worked with the Dallas Cowboys and Arizona Cardinals from 2006-17, coaching TEs, RBs and QBs. Kitchens was a QB at the University of Alabama from 1993-97 where he threw for 4,668 passing yards and 30 touchdowns.

**SEAN MCVAY: 26-8, THIRD SEASON AS A HEAD COACH, THIRD SEASON WITH THE RAMS.** Sean McVay was named the head coach of the Los Angeles Rams on Jan. 12, 2017 at the age of 30 years and 354 days old, making him the youngest head coach since the start of the NFL's modern era. McVay started his NFL career working as an assistant WR coach with the Tampa Bay Buccaneers under Jon Gruden in 2008. From 2010-13, McVay served as an assistant TE coach and TE coach for the Washington Redskins before being promoted to OC for the Redskins in 2014. After serving as OC in Washington for three seasons, McVay earned the head coaching job in Los Angeles. He has a .765 winning percentage through 34 games at the helm of the Rams and coached the team to their fourth NFC Championship in 2018, their first since 2001. McVay, a native of Dayton, Ohio, played three seasons at WR for the Miami University Redhawks from 2005-07.

## 2019 NFL REGULAR SEASON RANKINGS

	RAMS	BROWNS
Points PG	28.5 (7)	18.0 (23t)
Total YPG	364.5 (13)	360.5 (15)
Rushing YPG	140.5 (7)	86.0 (22t)
Passing YPG	224.0 (21)	274.5 (14t)
Points APG	18.0 (9t)	23.0 (19t)
Total Defensive YPG	293.5 (5)	300.5 (7)
Rushing Defensive YPG	92.0 (9)	108.0 (14)
Passing Defensive YPG	201.5 (7)	192.5 (5)
Turnover Ratio	+2 (7t)	-3 (27t)

## HEAD TO HEAD

A head-to-head look at each teams' top 2019 offensive and defensive weapons.

## PASSING

QB	Cmp	Att	Yds	TD	Int	Rate
<b>Baker Mayfield</b>	<b>44</b>	<b>73</b>	<b>610</b>	<b>2</b>	<b>4</b>	<b>73.4</b>
Jared Goff	42	67	469	2	1	87.2

## RUSHING

RB	Att	Yds	Avg	TD
Todd Gurley	30	160	5.33	1
<b>Nick Chubb</b>	<b>35</b>	<b>137</b>	<b>3.91</b>	<b>1</b>

## RECEIVING

WR	Rec	Yds	Rec/G	TD
<b>Odell Beckham Jr.</b>	<b>13</b>	<b>232</b>	<b>116.0</b>	<b>1</b>
Cooper Kupp	12	166	83.0	0

## TACKLES

Player	Asst	Solo	Tot
<b>Joe Schobert</b>	<b>5</b>	<b>17</b>	<b>22</b>
Cory Littleton	9	13	22

## SACKS

Player	Sacks
<b>Myles Garrett</b>	<b>5</b>
Dante Fowler	1
Clay Matthews	1

## PASS DEFENSES

Player	PD
Cory Littleton	2
<b>Four Players</b>	<b>1</b>

## INTERCEPTIONS

Player	Int
John Johnson	1
Cory Littleton	1
<b>N/A</b>	

## SERIES HISTORY

### GAME RESULTS VERSUS THE RAMS ALL TIME

	Date	Result	Score
Los Angeles Rams*	12/24/50	W	30-28
at Los Angeles Rams	10/7/51	W	38-23
at Los Angeles Rams*	12/23/51	L	17-24
Los Angeles Rams	9/28/52	W	37-7
at Los Angeles Rams*	12/26/55	W	38-14
Los Angeles Rams	11/24/57	W	45-31
at Los Angeles Rams	9/28/58	W	30-27
Los Angeles Rams	9/29/63	W	20-6
at Los Angeles Rams	12/12/65	L	7-42
Los Angeles Rams	9/29/68	L	6-24
at Los Angeles Rams	12/16/73	L	17-30
Los Angeles Rams	11/27/77	L	0-9
Los Angeles Rams	11/26/78	W	30-19
at Los Angeles Rams	10/4/81	L	16-27
at Los Angeles Rams	9/9/84	L	17-20
Los Angeles Rams	10/26/87	W	30-17
Los Angeles Rams	12/2/90	L	23-38
at Los Angeles Rams	12/26/93	W	42-14
at St. Louis Rams	10/24/99	L	3-34
St. Louis Rams	12/8/03	L	20-26
St. Louis Rams	10/28/07	W	27-20
St. Louis Rams	11/13/11	L	12-13
at St. Louis Rams	10/25/15	L	6-24

<b>Regular Season Totals</b>	<b>9-11-0</b>	<b>.450</b>
<b>Home</b>	<b>5-5-0</b>	<b>.500</b>
<b>Away</b>	<b>4-6-0</b>	<b>.400</b>
<b>Playoffs</b>	<b>2-1-0</b>	<b>.667</b>

\*Playoff game

## NOTABLE CONNECTIONS

•Rams LB **Clay Matthews III** father **Clay Matthews Jr.** played for the Browns from 1978-93.

•Rams assistant OL coach **Andy Dickerson** spent two years with the Browns, serving as defensive quality control coach in 2009 and assistant OL coach in 2010.

•Browns QB **Garrett Gilbert** was a sixth-round pick by the Rams in 2014.

•Rams CB coach **Aubrey Pleasant** served as an offensive staff/head coach intern for the Browns in 2014.

•Rams OLB coach **Chris Shula** attended Miami (Ohio) from 2004-08. **Shula** also spent time at John Carroll University as defensive coordinator in 2014.

•Rams run game coordinator **Aaron Kromer** is a native of Sandusky, Ohio.

•Browns TE coach **John Lilly** coached the Los Angeles Rams in 2016.

•Browns RT **Greg Robinson** was a first-round pick by the Rams in 2014..

•Rams LS **Jake McQuaide** attended Ohio State.

•Browns HC **Freddie Kitchens** coached with Rams RB coach **Skip Pette** in Dallas in 2006.

•Rams director of strength training and performance **Ted Rath** played linebacker for Toledo from 2003-06.

•Browns DB coach **DeWayne Walker** coached at Southern California in 2001 and UCLA from 2006-08.

•Browns WR **Taywan Taylor** and Rams TE **Tyler Higbee** played together at Western Kentucky.

•Browns CB **Terrance Mitchell** played with Rams CB **Troy Hill** at Oregon.

•Browns QB **Baker Mayfield** played with Rams OLB **Ogbonnia Okoronkwo** and T **Bobby Evans** at Oklahoma.

•Browns **Pharaoh Brown** played at Oregon with Rams TE **Johnny Mundt**.

•Browns RB **Nick Chubb** played collegiately with Rams LB **Natrez Patrick** at Georgia.

•Browns DE **Myles Garrett** played collegiately with Rams WR **Josh Reynolds** at Texas A&M.

•Browns LS **Charley Hughlett** and Rams QB **Blake Bortles** played together at Central Florida.

•Browns WRs **Odell Beckham Jr.** and **Jarvis Landry** played collegiately together with Rams DL **Michael Brockers**.

•Rams OLB **Clay Matthews** played in Green Bay with Browns C **JC Tretter**.

•Rams HC **Sean McVay** (2004-07) played WR and run game coordinator **Aaron Kromer** played OL at Miami (Ohio) from 1987-99.

•Rams CB **Marcus Peters** played with Browns TE **Demetrius Harris** for Kansas City from 2015-17.

•**Peters** also was drafted by Browns GM **John Dorsey** in 2015.

•**Clay Matthews'** son, **Clay Matthews Jr.**, plays for the Rams. He father will be inducted in the Cleveland Browns Ring of Honor in Week 3.

## THE LAST TIME VS. THE TITANS



**BROWNS 6  
RAMS 24**

Oct. 25, 2015

Edward Jones Dome, St. Louis, Mo.



The Browns fell to the St. Louis Rams at the Edward Jones Dome, 24-6, behind Rams RB Todd Gurley's 128 rushing yards and two touchdowns. The Rams found the end-zone first as CB Janoris Jenkins jarred the ball loose on a WR Taylor Gabriel screen play, S Rodney McLeod recovered the fumble, returning it for a 20-yard TD. On the ensuing Cleveland possession, QB Josh McCown was sacked by DE William Hayes who stripped the ball from McCown. LB Akeem Ayers recovered the ball for the Rams at the Cleveland 25-yard line with 9:15 left in the first quarter. The Browns defense held the Rams to a field goal after the turnover, as Rams K Greg Zuerlein kicked a 39-yard field goal to raise St. Louis' lead to 10-0. Cleveland's offense responded as McCown orchestrated a 14-play, 73-yard scoring drive capped by a K Travis Coons 25-yard field goal in the second quarter. The teams traded punts for the remaining 14 minutes in the second quarter, but the Browns did create a turnover mid-way through the second when DB Donte Whitner forced a TE Jared Cook fumble, with DB Jordan Poyer recovering the ball at the Browns' 16-yard line. Cleveland got off to a fast start to begin the second half as McCown found TE Gary Barnidge for 27 yards and RB Robert Turbin found an opening for a 22-yard gain. Three plays after the Turbin rush, Coons connected on a season-long 44-yard field goal to bring the Browns within four points, with the score at 10-6. St. Louis lengthened its lead late in the third quarter, 17-6, when Gurley ran for a 1-yard TD after QB Nick Foles found WR Kenny Britt for a 41-yard gain. The score reached, 24-6 when Gurley added his second touchdown of the game with 8:18 remaining in the fourth quarter. Barnidge finished the game with six receptions for 101 yards. He joined Ozzie Newsome, Kellen Winslow and Milt Morin as the only Browns tight ends to record three 100-yard receiving games in a season.

TEAM	1	2	3	4	F
Cleveland	0	3	3	0	6
St.Louis	10	0	7	7	24

## SCORING SUMMARY

### TEAM Q TIME PLAY

Rams	1	11:59	R.McLeod 20 yd. fumble return (G.Zeurlein kick)
Rams	2	7:33	G.Zeurlein 39 yd. Field Goal (4-4, 1:42)
Browns	2	14:04	T.Coons 25 yd. Field Goal (14-73, 8:28)
Browns	3	11:45	T.Coons 44 yd. Field Goal (6-54, 3:15)
Rams	3	2:14	T.Gurley 1 yd. run (G.Zeurlein kick) (4-88, 1:55)
Rams	4	8:11	T.Gurley 16 yd. run (G.Zuerlein kick) (7-56, 4:06)

## TEAM STATISTICS

	CLE	STL
FIRST DOWNS:	14	16
TIME OF POSSESSION:	35:33	24:27
TOTAL NET YARDS: (RU/PA):	364 (82/282)	308 (158/150)
SACKS/YARDS	2/13	4/15
PUNTS/AVERAGE:	4-45.4	5-48.8
PENALTIES/YARDS:	11-98	9-75
FUMBLES/LOST:	4/4	1/1

## INDIVIDUAL STATISTICS

**PASSING:** CLE: J. McCown 26-32-270, J. Manziel 4-5-27; STL: N.Foles 15-23-163  
**RUSHING:** CLE: I. Crowell 8-9, D. Johnson 6-17, R. Turbin 5-30, J. McCown 4-21, J. Manziel 1-5; STL: T. Gurley 19-128 (2 TD), B. Cunningham 4-11, N. Foles 1-(-1), T. Austin 1-21  
**RECEIVING:** CLE: D. Johnson 7-73, G. Barnidge 6-101, T. Benjamin 4-47, T. Gabriel 4-15, B. Hartline 3-22, A. Hawkins 2-21, J. Dray 2-10, R. Turbin 2-8; STL: T. Austin 4-43, T. Gurley 4-35, J. Cook 2-19, B. Cunningham 2-13, K. Britt 1-41, S. Bailey 1-8, C. Harkey 1-4

## WHAT TO LOOK FOR THIS WEEK

### WR ODELL BECKHAM JR.

• With 125-plus receiving yards, would pass Jerry Rice (1985-90) with 18 games of 125 receiving yards in a player's first six years.

• With 100 receiving yards, could total 26 100-yard-receivnig games for his career. The mark would pass Antonio Brown and DeAndre Hopkins for fifth among active players in their first six years.

• With 14 receiving yards, will tie A.J. Green for seventh in receiving yards in the first 70 games of a player's career.

• A receiving touchdown will tie him with Jimmy Graham (2010-14) with 46 during a player's first 70 games (eighth)

• A 100-yard game will place him fourth all time among players in their first 70 career games in 100-yard receiving (26).

### WR JARVIS LANDRY

• With five catches, will tie Torry Holt and Larry Fitzgerald for most games with five-plus catches all time by a six-year player with 59.

### DE MYLES GARRETT

• With 3.5 sacks, will tie Von Miller for most sacks by a player in his first 30 career games (29).

• 1.5 sacks will give him the record for most sacks by a Brown in his first three seasons.

• A forced fumble will tie him with Joe Schobert for second (five) among Browns in their first three years.

• With two sacks, will become the first Brown to record multiple sacks in three consecutive games.

• 2.5 sacks will tie him with Aaron Donald for 10th all time among active players in their first three years.

• With three sacks, will tie Mark Gastineau for most sacks (eight) by a player in the first three weeks of a season.

### TE DAVID NJOKU

• Is two catches of 25-plus yards away from tying Jordan Cameron for the third most by a Browns TE since 1999.

### QB BAKER MAYFIELD

• Is 62 passing yards from tying Derek Anderson (3,787) for the second-most passing yards in a Brown's first two years. He's also two passing touchdowns from tying Anderson for the most in the same category (29) and is one completion from the most (400) by a franchise player in his first two seasons.

### RB NICK CHUBB

• Is a rushing score away from tying Ernest Byner (10) for fifth most by a Brown in his first two years. He's also 33 rushing yards away from tying Boyce Green for seventh in the same category.



## PROBABLE OFFENSIVE STARTERS

**WR Jarvis Landry** – Seven receptions for 99 yards...Led the Browns in receiving in 2018 catching 81 passes for 976 yards...Traded from the Dolphins after leading the NFL with 112 receptions in 2017...Recorded the most receptions by any NFL player through their first five seasons with 481...Selected to the past four Pro Bowls.

**LT Greg Robinson** – Opened each game at LT this season...Started the final eight games of the 2018 regular season with the Browns...Signed by the Browns in 2018...No. 2 overall pick by the Rams in 2014.

**LG Joel Bitonio** – Has not missed an offensive snap since 2016...Started all 65 games he's appeared in since being drafted by the Browns in the second round (35th overall) of the 2014 draft...Earned first career Pro Bowl selection in 2018 and was a second-team All-Pro honoree.

**C JC Tretter** – Started the past 34 games at C and has not missed an offensive snap since joining the Browns in 2017...Originally selected by the Green Bay Packers in the fourth round of the 2013 NFL Draft...Joined the Browns as an unrestricted free agent in 2017.

**RG Eric Kush** – Started every game at RG this year...Signed by the Browns as a free agent this offseason...Seven-year vet who has also appeared in games with the Bears (2016-18), Rams (2015) and Chiefs (2013-14)...Originally a sixth round pick by Kansas City in 2013.

**RT Chris Hubbard** – Started each game at RT this year...Moved to LT mid-game in the opener following an injury on the line...Started at RT in all 16 games in 2018...Joined the Browns in 2018 following five seasons with the Steelers.

**TE David Njoku** – Four receptions for 37 yards and a TD...Left Week 2 with a concussion...Set career highs last year in receptions (56) and receiving yards (639) while adding four touchdowns...His nine career receiving touchdowns are tied for second most by a Browns TE in their first three seasons...First-round draft pick out of Miami (Fla.) in 2017...High school national champion in the high jump.

**WR Odell Beckham Jr.** – Leads the Browns with 13 receptions for 232 yards and one TD...Fourth in the NFL in receiving yards this season...Registered 161 receiving yards in Week 2...Recorded at least three receptions in 59 consecutive games, the third longest streak in NFL history...Eclipsed 1,000 receiving yards in four of his first five seasons, missing only 2017, when ankle injuries limited him to four games...Three-time Pro Bowler and two-time All-Pro...First-round pick by the Giants in 2014 and joined the Browns via trade in 2019.

**QB Baker Mayfield** – Voted Browns season-long captain by his teammates...610 passing yards with two TDs...Has thrown at least one TD pass in each of his 15 starts, trailing only St. Louis' Kurt Warner (23 from 1999-00) for the most consecutive starts with a touchdown pass to begin an NFL career...Set NFL rookie record with 27 passing TDs in 2018, despite starting just 13 games...First overall selection of the 2018 NFL Draft...2017 Heisman Trophy Winner.

**RB Nick Chubb** – Leads the team in rushing with 137 yards with one TD...Set a Browns rookie record with 996 rushing yards in 2018, while adding 10 total touchdowns...Recorded the longest run in Browns history and the second-longest by a rookie in NFL history with a 92-yard score against Atlanta on Nov. 11, 2018...Second-round pick in 2018...Finished collegiate career ranked second in Georgia history in rushing yards.

**TE Demetrius Harris** – One reception for 4 yards...Signed by the Browns as an unrestricted free agent this offseason...Initially signed by Kansas City as an undrafted free agent in 2013...Posted a career-high three scoring grabs in 2018...Played college basketball at Milwaukee.

## OFFENSIVE RESERVES

**TE Pharaoh Brown** – Appeared in every contest this season...Spent five weeks on the Browns active roster last year but did not appear in a game...Also spent four weeks on the Browns' practice squad in 2018...Appeared in two games with Oakland in 2017 after signing as an undrafted free agent.

**C Austin Corbett** – Inactive each game this season...Can play all three interior line positions...Played 11 games with one start as a rookie in 2018...Selected by the Browns in the second round of the 2018 draft.

**QB Garrett Gilbert** – DNP Week 2 and inactive Week 1...Signed by the Browns this offseason after playing with the Orlando Apollos of the Alliance of American Football...Led the AAF in passing yards...Sixth-round pick by the Rams in 2014.

**WR Rashard Higgins** – Two receptions for 46 yards...Missed Week 2 with a knee injury...Set career highs in 2018 with 39 receptions for 572 yards and four touchdowns...Selected by the Browns in the fifth round in 2016...Set Colorado State career records for receptions (239), receiving yards (3,649) and TDs (31)...Led the nation in 2014 with 1,750 receiving yards and 17 TD receptions.

**RB Dontrell Hilliard** – Rushed for a TD before leaving the opener with a concussion...Primary punt and kickoff returner...Appeared in 11 games last year...Signed as an undrafted free agent in 2018 out of Tulane.

**WR KhaDarel Hodge** – Claimed via waivers by the Browns after final roster cuts...Played 14 games with the Rams in 2018...Began his college career as a quarterback at Alcorn State before transitioning to the wide receiver at Prairie View A&M.

**RB D'Ernest Johnson** – Four carries for 21 yards and five receptions for 65 yards...Joined the Browns after playing with the Orlando Apollos of the Alliance of American Football...Finished third in the AAF in rushing yards...Finished as South Florida's career all-purpose yardage leader.

**T Kendall Lamm** – Appeared as a reserve in the opener before sustaining a knee injury...Signed by the Browns as an unrestricted free agent this offseason...Appeared in 56 career games with 24 starts...Started a career-high 13 games in 2018 with the Texans.

**G Justin McCray** – Appeared as a reserve at RT vs. Ten...Acquired by the Browns in a trade with the Packers on August 31, 2019...Appeared in 12 games with five starts for Green Bay in 2018...Also spent time in the Arena Football League.

**RB Elijah McGuire** – Dressed but DNP Week 2...Spent Week 1 on the Browns' practice squad...Originally selected in the sixth round of the 2017 draft by the Jets, where he appeared in 24 games in two seasons.

**WR Damion Ratley** – Four receptions for 67 yards...Played in 13 games with three starts as a rookie last year...Sixth-round pick of the 2018 draft.

**TE Ricky Seals-Jones** – Appeared in one game...Claimed via waivers from the Cardinals during final roster cuts...Set career highs last year in receptions (34), receiving yards (343) and games played (15)...Initially signed by Arizona as an undrafted free agent in 2017.

**WR Taywan Taylor** – Appeared in one game...Acquired by the Browns in a trade with Tennessee Titans on August 31, 2019...Third-round pick by the Titans in 2017.

**G Wyatt Teller** – Appeared in one game...Acquired by the Browns in a trade with the Bills on August 29, 2019...Originally drafted by Buffalo in the fifth round of the 2018 draft...Started the Bills' final seven regular season games in 2018.

## PROBABLE DEFENSIVE STARTERS

**DE Myles Garrett** – Leading the NFL with 5.0 sacks this season...Set career high with 3.0 sacks Week 2, the most by a Brown since 2014...Registered 13.5 sacks in 2018, the second-most by a Brown in a single-season...2018 Pro Bowl and second-team All-Pro selection...His 35.5 sacks in 29 games are the second-most sacks by a Brown in their first three seasons...Selected by the Browns first overall in the 2017 NFL Draft.

**DT Larry Ogunjobi** – Seven tackles and one sack this year...Tallied a career-best 5.5 sacks in 2018...Played in 32 games since entering the league in 2017...First player drafted in the NFL from Charlotte after being selected in the third round in the 2017.

**DT Sheldon Richardson** – Nine tackles and one pass defended this season...Signed by the Browns as an unrestricted free agent this offseason...Spent time with the Jets (2013-16), Seahawks (2017) and Vikings (2018)...2013 NFL Defensive Rookie of the Year after being selected by the Jets in the first round in 2013...Selected to the Pro Bowl in 2014.

**DE Olivier Vernon** – Three tackles this season...Eight-year vet who joined the Browns via trade this offseason...Led the Giants last year in sacks...Earned second team All-Pro honors in 2016 and was selected to the Pro Bowl in 2018...Third-round pick by Miami in 2012.

**WILL Christian Kirksey** – Voted team captain each of the past three seasons...10 tackles this year...Recorded 130-plus tackles in 2016 and 2017 before an injury limited him to seven games last season...2018 Browns Walter Payton Man of the Year honoree...Drafted by the Browns in the third round of the 2014 draft.

**MIKE Joe Schobert** – Leading the team with 22 tackles with one forced fumble...Registered 100-tackle campaigns in 2017 and 2018...Selected to the Pro Bowl in 2017...Drafted by the Browns in the fourth round of the 2016 NFL Draft.

**SAM Adarius Taylor** – Saw action in Week 1 but suffered an ankle injury and hasn't played since...Signed by the Browns as an unrestricted free agent this offseason after four seasons in Tampa Bay (2015-17) and one in Carolina (2014).

**CB Denzel Ward** – Seven tackles this season...In 2018, became the sixth Browns rookie to be named to the Pro Bowl...Finished tied for second among all NFL rookies with three interceptions last year...Fourth overall pick in 2018.

**CB Greedy Williams** – Five tackles...Second-round pick by the Browns this year...Recorded eight interceptions in 24 career games at LSU.

**S Damarious Randall** – Four tackles and one pass defended...Missed Week 2 with a concussion...Led the Browns with four interceptions last year...One of four active players to have at least three interceptions in each of his first four seasons...First round pick by Green Bay in 2015 where he played CB...Converted to S after being traded to the Browns in 2018.

**S Morgan Burnett** – 12 tackles and two sacks this season...Signed by the Browns this offseason after eight seasons in Green Bay (2010-2017) and one in Pittsburgh (2018)...Third-round pick by Green Bay in 2010.

## DEFENSIVE RESERVES

**LB Genard Avery** – Inactive each game this season...Totaled 4.5 sacks as a rookie in 2018...Selected by the Browns in the fifth round.

**CB T.J. Carrie** – One tackle and one fumble recovery this season...Joined the Browns as an unrestricted free agent in 2018...Seventh-round pick by the Raiders in 2014.

**DT Daniel Ekuale** – Two tackles this season...Spent 13 weeks on the Browns' practice squad as a rookie in 2018.

**LB Malik Jefferson** – One special teams tackle this season...Claimed via waivers by the Browns following final roster cuts this year...Originally selected by Cincinnati in the third round of the 2018 draft.

**DT Devaroe Lawrence** – Appeared in both games this season...Acquired by the Browns via trade with New Orleans during final roster cuts in 2018...Appeared in one game and spent 13 weeks on the Browns' practice squad in 2018...Initially signed by New Orleans as an undrafted free agent in 2017.

**CB Terrance Mitchell** – One tackle and one pass defended this season...Signed by the Browns as an unrestricted free agent in 2018...Has also spent time with the Bears (2015), Cowboys (2015), Chiefs (2016-17)...Seventh-round pick by Dallas in 2014.

**S Eric Murray** – Appeared in every game with one start this season...Started nine games for Kansas City last year...Fourth-round pick by Kansas City in 2016...Traded to the Browns this offseason.

**S Sheldrick Redwine** – Three special teams tackle this season...Selected by the Browns in the fourth round this year out of Miami (Fla.).

**DE Chris Smith** – Appeared in every game this year...Saw action in all 16 games in 2018 with two starts...Signed by the Browns as an unrestricted free agent in 2018 following three seasons in Jacksonville (2014-16) and one in Cincinnati (2017).

**LB Sione Takitaki** – One special teams tackle...Inactive Week 1...Third-round pick this year out of BYU.

**DE Chad Thomas** – Appeared in every game this season...Saw action in four games as a rookie last year...Third-round pick in 2018.

**CB Tavierre Thomas** – Played in every game this season...Tied for team lead for special teams tackles in 2018...Claimed by the Browns via waivers during final roster cuts in 2018 from Arizona.

**S Jermaine Whitehead** – Seven tackle this season...Appeared in 14 games last year (seven with the Browns and seven with the Packers)...Joined the Browns via waivers mid-season in 2018...Fourth-year vet, who originally signed with the 49ers as an undrafted free agent in 2015.

**LB Mack Wilson** – Four tackles...Appeared in every game this season...Fifth-round pick this year out of Alabama.

## SPECIALISTS

**P Jamie Gillan** – Eight punts inside the 20 this season...Only undrafted rookie to make the Browns 53-man roster this year...Kicked and punted while at Arkansas- Pine Bluff...Native of Scotland and moved to the U.S. as a teenager.

**K Austin Seibert** – 3 for 3 on FGs and 3 for 4 on PATs...Selected by the Browns in the fifth round of 2019...Finished career at Oklahoma as the all-time leading scorer in FBS history with 499 points...2018 Big 12 Special Teams Player of the Year.

**LS Charley Hughlett** – Handled all of the Browns' long-snapping duties since 2015...Voted Browns season-long captain by his teammates...Signed to the Browns' active roster from the Chiefs' practice squad on Dec. 24, 2014.

### A SLAM MONK

OC **Todd Monken** is in his first season with Cleveland in 2019 after spending the last three years as the Tampa Bay Buccaneers' OC. Last year, the Buccaneers offense was one of the top in the league. Tampa Bay led the NFL in passing yards per game (320.3), while ranking third in total yards per game (415.5), third in third down conversion rate (46.0) and fourth in yards per play (6.30). The 2018 offense, led by Monken, was also the best in team history, owning the most yards (6,648), most passing yards (5,125), most points (396) and most first downs (388) in franchise history. Additionally, Tampa Bay's 5,125 passing yards in 2018 were the fourth most in a single season in team history.

Monken also helped Buccaneers WR Mike Evans rank third in the NFL in receiving yards (1,524) in 2018, establishing a new franchise record.

### WHERE THERE'S A WILKS, THERE'S A WAY

DC **Steve Wilks** came to Cleveland in 2019 after serving as the Arizona Cardinals' HC in 2018. Under his guidance, the Cardinals finished fourth (203.9 yards per game) in the NFL against the pass. The unit also recorded 49 sacks, the fifth-best total in the league and the third best in the NFC. The total was also the fourth highest in team history.

### SPECIAL DELIVERY

STC **Mike Priefer** is in his 13th season as an NFL STC and first with the Browns in 2019. While with the Minnesota Vikings (2011-18), Priefer's units led the NFL with 14 special teams touchdowns. The Vikings scored on seven kickoff returns, five punt returns and two touchdowns off blocked punts. In 2018, the Vikings' Marcus Sherels broke the team's career punt return yardage record and also holds the record for most punt returns for scores (five), the most in the NFL since 2012. Sherels has also returned the most punts for 20-plus yards in the NFL over the same span (29).

### BIG-TIME STOPS

The Browns defense has only allowed six big plays of 20 or more yards in 2019, tied for the league's seventh-lowest number. The team is also tied for sixth-lowest total of opponent plays of 10-plus yards this season (20).

#### 2019 NFL TEAM LEADERS: OPP. PLAYS OF 20+ YDS

Team	20+
1. Los Angeles Rams	2
2. Buffalo Bills	4
3t. Tennessee Titans	5
3t. New England Patriots	5
3t. San Francisco 49ers	5
3t. Chicago Bears	5
<b>7t. Cleveland Browns</b>	<b>6</b>
7t. Five Other Teams	6

### BUTTERFINGERS

As a defense, the Browns' 19 forced fumbles since last season and 33 since 2017 both rank as top marks in the league during those spans.

#### 2018-19 NFL TEAM LEADERS: FF

Team	FF
1. Kansas City Chiefs	26
2. Houston Texans	24
3. Buffalo Bills	22
4. Seattle Seahawks	21
5. New Orleans Saints	20
<b>6t. Cleveland Browns</b>	<b>19</b>
6t. Chicago Bears	19
6t. Washington Redskins	19
9. Indianapolis Colts	18
10. Dallas Cowboys	17

#### 2017-19 NFL TEAM LEADERS: FF

Team	FF
1t. Buffalo Bills	38
1t. Kansas City Chiefs	38
3t. New Orleans Saints	37
3t. Dallas Cowboys	37
3t. Houston Texans	37
6. Seattle Seahawks	34
7t. Arizona Cardinals	33
<b>7t. Cleveland Browns</b>	<b>33</b>
7t. Los Angeles Rams	33
7t. Chicago Bears	33

Additionally, the Browns have collected 21 opponent fumble recoveries since 2017 (tied for seventh) and 15 since 2018 (tied for second).

#### 2018-19 NFL TEAM LEADERS: FR

Team	FR
1. Seattle Seahawks	17
<b>2t. Cleveland Browns</b>	<b>15</b>
2t. Houston Texans	15
4. Los Angeles Rams	14
5t. Kansas City Chiefs	13
5t. New Orleans Saints	13
5t. Dallas Cowboys	13

#### 2017-19 NFL TEAM LEADERS: FR

Team	FF
1. Seattle Seahawks	26
2. Los Angeles Rams	24
3t. Dallas Cowboys	23
3t. Kansas City Chiefs	23
3t. Chicago Bears	23
3t. Tampa Bay Buccaneers	23
<b>7t. Cleveland Browns</b>	<b>21</b>
7t. Detroit Lions	21



## TURNING A NEGATIVE INTO A POSITIVE

On top of its takeaway ability, the Browns defense forced 109 plays for negative yards by its opponents, sixth in the NFL last season. Additionally, the unit's 64 forced negative rushing plays by their opponents were also sixth in the league, while its forced negative passing plays tied for 10th.

In 2019, the Browns have forced 14 total negative plays (plus sacks), tied for second in the league, as well as two negative passing plays (tied for fifth).

## 2019 NFL TEAM LEADERS: OPP. NEG. PLAYS (+SACKS)

Team	Tot
1. Oakland Raiders	16
2t. <b>Cleveland Browns</b>	14
2t. San Francisco 49ers	14
2t. Minnesota Vikings	14
2t. Arizona Cardinals	14
6t. Chicago Bears	13
6t. New York Jets	13
6t. New Orleans Saints	13
9t. Pittsburgh Steelers	12
9t. Baltimore Ravens	12
9t. Indianapolis Colts	12
9t. Buffalo Bills	12

## 2019 NFL TEAM LEADERS: OPP. NEG. PASS PLAYS

Team	Tot
1t. Buffalo Bills	3
1t. Kansas City Chiefs	3
1t. New Orleans Saints	3
1t. Oakland Raiders	3
5t. <b>Cleveland Browns</b>	2
5t. Green Bay Packers	2
5t. Houston Texans	2
5t. New York Jets	2
5t. Minnesota Vikings	2
5t. Seattle Seahawks	2
5t. Jacksonville Jaguars	2
5t. Chicago Bears	2
5t. Philadelphia Eagles	2
5t. Washington Redskins	2

## 2019 NFL TEAM LEADERS: SACKS

Team	Sacks
1. New Orleans Saints	9
2t. <b>Cleveland Browns</b>	8
2t. New England Patriots	8
2t. Tennessee Titans	8
2t. Indianapolis Colts	8
6t. San Francisco 49ers	7
6t. Chicago Bears	7
8t. Baltimore Ravens	6
8t. Green Bay Packers	6
8t. Seattle Seahawks	6
8t. Minnesota Vikings	6
8t. Detroit Lions	6

## 2019 NFL TEAM LEADERS: SACK YDS

Team	Yds
1. Tennessee Titans	66
2. <b>Cleveland Browns</b>	64
3. Indianapolis Colts	58
4. New Orleans Saints	52
5. Minnesota Vikings	50
6. Chicago Bears	47
7. New England Patriots	44
8. Houston Texans	43
9. San Francisco 49ers	40
10t. Detroit Lions	39
10t. Los Angeles Rams	39

Moreover, the Browns have posted 13 tackles for loss, tied for third in the league this season.

## 2019 NFL TEAM LEADERS: TFLs

Team	TFL
1t. Minnesota Vikings	14
1t. Oakland Raiders	14
3t. <b>Cleveland Browns</b>	13
3t. Arizona Cardinals	13
3t. San Francisco 49ers	13
6. Chicago Bears	12
7t. New Orleans Saints	11
7t. Pittsburgh Steelers	11
7t. Baltimore Ravens	11
10t. New York Jets	10
10t. Washington Redskins	10
10t. Indianapolis Colts	10
10t. Atlanta Falcons	10

Since 2017, the Browns have made a point to wrap up their opponents for lost yards, placing second in most TFLs in the league in that span.

## 2017-19 NFL TEAM LEADERS: TFLs

Team	TFL
1. Arizona Cardinals	197
2. <b>Cleveland Browns</b>	188
3. Baltimore Ravens	187
4. Pittsburgh Steelers	186
5. Minnesota Vikings	179
6. Philadelphia Eagles	177
7t. New Orleans Saints	172
7t. Buffalo Bills	172
9t. Houston Texans	171
9t. Chicago Bears	171

### ON THE ATTACK

The Browns defense was among the league's best in defending the pass in 2018, placing fifth in passes defended (78). Since then, the Browns are ninth in the NFL in pass breakups with 82 and are tied for ninth since 2017 with 155.

#### 2018-19 NFL TEAM LEADERS: PD

Team	PD
1. Chicago Bears	108
2. Baltimore Ravens	100
3. Houston Texans	95
4t. Denver Broncos	90
4t. Buffalo Bills	90
6. New York Jets	89
7. New England Patriots	87
8. Philadelphia Eagles	84
9. <b>Cleveland Browns</b>	<b>82</b>
10. New York Giants	80

#### 2017-19 NFL TEAM LEADERS: PD

Team	PD
1. Baltimore Ravens	183
2. Chicago Bears	177
3. Philadelphia Eagles	176
4. Los Angeles Rams	174
5. New Orleans Saints	173
6. Buffalo Bills	172
7. Kansas City Chiefs	159
8. Washington Redskins	156
9t. <b>Cleveland Browns</b>	<b>155</b>
9t. Los Angeles Chargers	155

Dating back to last season, the Browns have also tied for the seventh-most interceptions with 17.

#### 2018-19 NFL TEAM LEADERS: INT

Team	Int
1. Chicago Bears	28
2. New England Patriots	23
3. Miami Dolphins	21
4. Los Angeles Rams	20
5t. Buffalo Bills	18
5t. Kansas City Chiefs	18
7t. <b>Cleveland Browns</b>	<b>17</b>
7t. Denver Broncos	17
7t. Atlanta Falcons	17
10t. New York Giants	16
10t. Washington Redskins	16
10t. Indianapolis Colts	16
10t. New York Jets	16
10t. Houston Texans	16

### 21 AND HIGHER

Since 2018, The Browns defense ranks No. 4 in the NFL in opponent passer rating when passed on 21 or more times (63.6).

#### 2018-19 NFL TEAM LEADERS: OPP. PASSER RATING (21+ ATT)

Team	Rate
1. Buffalo Bills	19.2
2. Chicago Bears	34.8
3. New England Patriots	43.6
4. <b>Cleveland Browns</b>	<b>63.6</b>
5. Baltimore Ravens	73.6
6. Denver Broncos	74.5
7. Minnesota Vikings	76
8. Atlanta Falcons	76.1
9. Houston Texans	79.3
10. Miami Dolphins	81.1

### CRUNCH TIME

2019 opposing offenses have had the least amount of success against the Browns in the final two minutes of a given half this season, with the Browns allowing just two points, which came on a safety. The Browns also rank fourth in the NFL in the same category since 2018 (40).

#### 2019 NFL TEAM LEADERS: OPP. PTS (LAST TWO MINUTES OF A HALF)

Team	Opp Pts
1. <b>Cleveland Browns</b>	<b>2</b>
2t. Tampa Bay Buccaneers	3
2t. Indianapolis Colts	3
2t. Green Bay Packers	3
2t. New York Jets	3
2t. Atlanta Falcons	3
2t. Pittsburgh Steelers	3
2t. Denver Broncos	3
9t. Jacksonville Jaguars	6
9t. Minnesota Vikings	6

#### 2018-19 NFL TEAM LEADERS: OPP. PTS (LAST TWO MINUTES OF A HALF)

Team	Opp Pts
1. Tennessee Titans	29
2. Baltimore Ravens	39
3. <b>Cleveland Browns</b>	<b>40</b>
4. Minnesota Vikings	42
5. Chicago Bears	46
6. New England Patriots	49
7. Pittsburgh Steelers	50
8. Tampa Bay Buccaneers	51
9t. Miami Dolphins	52
9t. Houston Texans	52

## IN THE DRIVER'S SEAT

The Browns defense has made a point to get on and off the field quickly in 2019, tying for sixth in the NFL with just two opposing offensive drives lasting longer than 10 or more plays.

## 2019 NFL TEAM LEADERS: OPP. 10+ PLAY DRIVES

	Team	Drives	10+
1t.	Green Bay Packers	27	1
1t.	New York Jets	24	1
1t.	Tennessee Titans	26	1
1t.	Los Angeles Rams	24	1
1t.	Baltimore Ravens	20	1
6t.	Cleveland Browns	25	2
6t.	Detroit Lions	26	2
6t.	<b>Tampa Bay Buccaneers</b>	<b>23</b>	<b>2</b>
6t.	New Orleans Saints	20	2
6t.	Cincinnati Bengals	26	2
6t.	Carolina Panthers	26	2
6t.	Kansas City Chiefs	21	2

## MAKE OR BREAK

When its opponents have a first down and are five or less yards from scoring, the Browns defense has the league's seventh-best ranking in opponent scoring efficiency (90.3) since 2015.

## 2015-19 NFL TEAM LEADERS: OPP. 1ST &amp; GOAL FROM &lt;= 5 YDS

	Team	Drives	Scr Drives	Eff
1.	Pittsburgh Steelers	55	46	83.6
2.	Seattle Seahawks	53	45	84.9
3.	Minnesota Vikings	36	31	86.1
4.	Jacksonville Jaguars	48	42	87.5
5.	Denver Broncos	52	46	88.5
6.	Dallas Cowboys	61	54	88.5
7.	<b>Cleveland Browns</b>	<b>62</b>	<b>56</b>	<b>90.3</b>
8.	Cincinnati Bengals	54	49	90.7
9.	Kansas City Chiefs	65	59	90.8
10.	Oakland Raiders	69	63	91.3

## NOT SO FAST

When its opponents are in a goal-to-go situation, the Browns defense ties for the fourth-highest total in takeaways (three) since 2018.

## 2018-19 NFL TEAM LEADERS: GOAL-TO-GO TAKEAWAYS

	Team	Drives	Tot
1t.	Chicago Bears	21	4
1t.	Minnesota Vikings	29	4
1t.	Los Angeles Chargers	35	4
4t.	<b>Cleveland Browns</b>	<b>32</b>	<b>3</b>
4t.	Atlanta Falcons	35	3
4t.	Tennessee Titans	25	3

## NEEDING SOME AIR

The Browns have been one of the league's best at defending the pass since last season, holding their opponents to an 85.5 rating.

## 2018-19 NFL TEAM LEADERS: OPP. PASSER RATE

	Team	Att	Cmp	Rate
1.	Chicago Bears	695	430	74.4
2.	Baltimore Ravens	649	377	79.7
3.	New England Patriots	691	415	80.2
4.	Buffalo Bills	578	367	81.2
5.	Minnesota Vikings	583	370	84.5
6.	<b>Cleveland Browns</b>	<b>681</b>	<b>430</b>	<b>85.5</b>
7.	Jacksonville Jaguars	562	353	87
8.	Tennessee Titans	599	379	87.2
9.	Los Angeles Rams	606	392	90.6
10.	Los Angeles Chargers	605	394	90.7

Additionally, the Browns have allowed just 37 completions this season, the league's third-lowest total, and have allowed just five completions for 21-plus yards.

## 2019 NFL TEAM LEADERS: OPP. PASS CMP

	Team	Cmp
1.	Cincinnati Bengals	32
2.	Atlanta Falcons	36
3.	<b>Cleveland Browns</b>	<b>37</b>
4.	Denver Broncos	38
5t.	Carolina Panthers	39
5t.	New Orleans Saints	39
7t.	Green Bay Packers	40
7t.	Baltimore Ravens	40
9.	Jacksonville Jaguars	41
10.	Tennessee Titans	42

## 2019 NFL TEAM LEADERS: OPP. PASS CMP (21+ YDS)

	Team	Cmp
1.	Los Angeles Rams	1
2.	Buffalo Bills	2
3.	Atlanta Falcons	3
4t.	Tennessee Titans	4
4t.	Dallas Cowboys	4
4t.	Minnesota Vikings	4
7t.	<b>Cleveland Browns</b>	<b>5</b>
7t.	Los Angeles Chargers	5
7t.	Washington Redskins	5
7t.	San Francisco 49ers	5
7t.	Chicago Bears	5
7t.	Houston Texans	5
7t.	New England Patriots	5
7t.	Denver Broncos	5



## NOT-SO-PERFECT 10

The 2019 Browns defense has only let its opponents successfully carry out plays of 10 or more yards on 20 occasions this season, tied for a top-10 mark in the league.

## 2018-19 NFL TEAM LEADERS: OPP. 10+ YARD PLAYS

	Team	Rush 10+	Pass 10 +	Tot
1.	Atlanta Falcons	5	10	15
2.	New England Patriots	0	16	16
3.	Denver Broncos	5	13	18
4t.	Baltimore Ravens	0	19	19
4t.	Green Bay Packers	5	14	19
6t.	Cleveland Browns	6	14	20
6t.	Jacksonville Jaguars	5	15	20
8.	San Francisco 49ers	4	17	21
9t.	Los Angeles Chargers	4	18	22
9t.	Tampa Bay Buccaneers	5	17	22
9t.	Buffalo Bills	7	15	22

## RED MEANS STOP

When opponents are in the red zone, the Browns defense has the NFL's fourth-lowest touchdown percentage since 2018 (46.9).

## 2018-19 NFL TEAM LEADERS: OPP. RED-ZONE SCORING

	Team	TD%
1.	Chicago Bears	43.5
2.	Jacksonville Jaguars	46.3
3.	Minnesota Vikings	46.5
4.	Cleveland Browns	46.9
5.	Los Angeles Chargers	47.0
6.	Philadelphia Eagles	48.3
7.	New England Patriots	49.3
8.	Seattle Seahawks	49.4
9.	Detroit Lions	50.6
10.	Green Bay Packers	51.0

In the same span, the defense also ties for eighth-lowest third-down conversion percentage (33.3) and eighth-lowest opponent passer rating (86.3) in the red zone.

The Browns have continued to be successful at defending third downs in the red zone this season, being one of just 12 teams to have not allowed a conversion.

## 2018-19 NFL TEAM LEADERS: OPP. RED-ZONE 3RD-DOWN CONV.

	Team	3rd%
1.	Tennessee Titans	20.0
2.	Philadelphia Eagles	20.5
3.	Seattle Seahawks	26.9
4.	New York Jets	28.6
5.	Detroit Lions	29.0
6.	Minnesota Vikings	30.0
7.	Jacksonville Jaguars	31.3
8t.	Cleveland Browns	33.3
8t.	Dallas Cowboys	33.3
8t.	Chicago Bears	33.3

## 2018-19 NFL TEAM LEADERS: OPP. RED-ZONE OPP. PASSER RATE

	Team	Rate
1.	Los Angeles Chargers	71.3
2.	Kansas City Chiefs	74.7
3.	Seattle Seahawks	75.5
4.	Los Angeles Rams	79.4
5.	Philadelphia Eagles	80.2
6.	Tennessee Titans	80.3
7.	New England Patriots	82.6
8.	Cleveland Browns	86.3
9.	Washington Redskins	88.8

## THIRD-AND-STOPPED

The Browns defense has allowed other teams to convert just 16.7 of their third downs, first in the NFL in 2019. The Browns defense's success in the category also dates back to last season.

## 2019 NFL TEAM LEADERS: OPP. 3RD-DOWN CONV.

	Team	1st%
1.	Cleveland Browns	16.7
2.	New England Patriots	18.5
3.	Chicago Bears	19.2
4.	Dallas Cowboys	20.0
5.	Baltimore Ravens	23.8
6.	Green Bay Packers	25.0
7.	Tampa Bay Buccaneers	29.6
8.	Minnesota Vikings	30.4
9.	Tennessee Titans	33.3
10.	Buffalo Bills	34.5

## 2018-19 NFL TEAM LEADERS: OPP. 3RD-DOWN CONV.

	Team	1st%
1.	Minnesota Vikings	30.2
2.	Chicago Bears	32.2
3.	Baltimore Ravens	32.9
4.	Cleveland Browns	33.8
5.	New York Jets	34.0
6.	Seattle Seahawks	34.8
7.	Philadelphia Eagles	35.3
8.	Green Bay Packers	35.4
9.	Tennessee Titans	36.1
10.	New England Patriots	36.2

## THREE STRIKES AND YOU'RE OUT

The 2019 Browns defense has forced its opponents to go three and out nine times, the NFL's best mark. Additionally, its number of opposing three-and-out drives per offensive drives is also best in the league (36.0).

### RUNNING THE FIELD

Since 2016, the Browns have the highest overall rushing average in the NFL at 4.63. Additionally, the team's 166 carries for 10-plus yards are ninth in that span.

#### 2016-19 NFL TEAM LEADERS: RUSH AVG

	Team	Att	Yds	Avg
1.	Cleveland Browns	1,186	5,491	4.63
2.	Dallas Cowboys	1,482	6,831	4.61
3.	Green Bay Packers	1,148	5,283	4.60
4.	Buffalo Bills	1,506	6,910	4.59
5.	Kansas City Chiefs	1,252	5,650	4.51
6.	New Orleans Saints	1,360	6,042	4.44
7.	Carolina Panthers	1,401	6,218	4.44
8.	Atlanta Falcons	1,236	5,478	4.43
9.	Tennessee Titans	1,425	6,289	4.41
10.	San Francisco 49ers	1,363	5,940	4.36

#### 2016-19 NFL TEAM LEADERS: RUSH (10+ YDS)

	Team	10+
1.	Dallas Cowboys	200
2.	Buffalo Bills	194
3.	San Francisco 49ers	186
4.	Seattle Seahawks	184
5.	Carolina Panthers	175
6.	Tennessee Titans	172
7t.	Philadelphia Eagles	170
7t.	Baltimore Ravens	170
9.	Cleveland Browns	166
10.	Los Angeles Rams	158

### FROM LAST WEEK AT NEW YORK JETS (WEEK 2, GAME 2)

- The Browns' 20-point win was the team's largest margin of victory since a 24-3 win at Cincinnati on Nov. 6, 2014.
- The Browns improved to 16-15 on Monday Night Football and 25-32 all time in primetime games. The Browns have won their last three primetime games and their first on MNF since a 29-27 victory at Buffalo on Nov. 17, 2008.
- The three points allowed by the Browns were the fewest by the team since a 24-3 win at Cincinnati on Nov. 6, 2014.

### BIG-PLAY BROWNS

This season, the Browns have tied for the league's seventh-most plays of 10 yards or more (six rushing, 24 receiving) after tying for 17th in the league a year ago.

#### 2019 NFL TEAM LEADERS: 10+ YRD PLAYS

	Team	10+ Rush	10+ Rec	10+
1.	Baltimore Ravens	16	23	39
2t.	Los Angeles Chargers	8	25	33
2t.	Dallas Cowboys	8	25	33
4t.	New England Patriots	5	26	31
4t.	New York Giants	10	21	31
4t.	Carolina Panthers	6	25	31
7t.	New Orleans Saints	5	25	30
7t.	Cleveland Browns	6	24	30
9t.	San Francisco 49ers	13	15	28
9t.	Buffalo Bills	7	21	28
9t.	Atlanta Falcons	4	24	28
9t.	Jacksonville Jaguars	7	21	28
9t.	Detroit Lions	2	26	28

#### 2019 NFL TEAM LEADERS: REC (10+ YDS)

	Team	10+
1t.	New England Patriots	26
1t.	Detroit Lions	26
3t.	New Orleans Saints	25
3t.	Dallas Cowboys	25
3t.	Los Angeles Chargers	25
3t.	Carolina Panthers	25
7t.	Cleveland Browns	24
7t.	Atlanta Falcons	24
9t.	Kansas City Chiefs	23
9t.	Baltimore Ravens	23

### ORANGE RUSH

The Browns continue to boast one of the NFL's top rushing attacks in 2019, tying for ninth in rushing touchdowns since last season (17) and 10th in rushing average (4.57).

#### 2018-19 NFL TEAM LEADERS: RUSH TDs

	Team	TD
1t.	New Orleans Saints	27
1t.	Los Angeles Rams	27
3.	Baltimore Ravens	21
4t.	Carolina Panthers	20
4t.	New England Patriots	20
6.	Buffalo Bills	19
7t.	Denver Broncos	18
7t.	Los Angeles Chargers	18
9t.	Cleveland Browns	17
9t.	Tennessee Titans	17
9t.	Pittsburgh Steelers	17
9t.	Kansas City Chiefs	17
9t.	Seattle Seahawks	17
9t.	Chicago Bears	17

## A WELL-RECEIVED AVERAGE

The Browns receivers have also continued to perform well in 2019, placing eighth in the league in receiving average (12.0).

## 2018-19 NFL TEAM LEADERS: REC AVG

Team	Avg
1. Kansas City	13.4
2. Tampa Bay	13.0
3. San Francisco	12.6
4. L.A. Rams	12.6
5. L.A. Chargers	12.5
6. Seattle	12.4
7. Houston	12.1
8. <b>Cleveland</b>	<b>12.0</b>
9. New England	11.9
10. Green Bay	11.8

## 10+

With 30 offensive plays resulting in 10-plus yards, the Browns tie for the league's fourth-highest total.

## 2019 NFL TEAM LEADERS: 10+ YRD PLAYS

Team	2pt
1. Baltimore Ravens	39
2t. Los Angeles Chargers	33
2t. Dallas Cowboys	33
4t. New York Giants	31
4t. Carolina Panthers	31
4t. New England Patriots	31
7t. <b>Cleveland Browns</b>	<b>30</b>
7t. New Orleans Saints	30
9t. Jacksonville Jaguars	28
9t. Detroit Lions	28
9t. Atlanta Falcons	28
9t. Buffalo Bills	28
9t. San Francisco 49ers	28

## DOUBLE THE FUN

The Browns have scored at least a pair of touchdowns in each of their last 12 games, the NFL's third-longest active streak and is tied for the fourth longest in team history.

## ALL-TIME NFL TEAM LEADERS: GAMES WITH 2+ TDs (ACTIVE)

Team	Streak
1. Kansas City Chiefs	23
2. Seattle Seahawks	20
3. <b>Cleveland Browns</b>	<b>12</b>
4. Baltimore Ravens	9
5t. Atlanta Falcons	8
5t. Tennessee Titans	8
5t. Philadelphia Eagles	8
8. Indianapolis Colts	6
9. Los Angeles Rams	5
10t. Dallas Cowboys	4
10t. New England Patriots	4
10t. New York Giants	4

## ALL-TIME BROWNS TEAM LEADERS: GAMES WITH 2+ TDs

Dates	Streak
1. Oct. 19, 1947-Nov. 6, 1949	31
2. Nov. 13, 1966-Nov. 5, 1967	14
3. Oct. 20, 1946-Oct. 5, 1947	13
8t. <b>Oct. 21, 2018-Pres.</b>	<b>12</b>
4t. Sept. 16, 2007-Dec. 9, 2007	12
4t. Oct. 12, 1980-Sept. 7, 1981	12
4t. Nov. 16, 1969-Oct. 25, 1970	12
4t. Sept. 25, 1955-Dec. 11, 1955	12
8t. Nov. 27, 1960-Oct. 29, 1961	11

The current Browns team also has the 10th-longest active streak in the league with at least one touchdown (19).

## ALL-TIME NFL TEAM LEADERS: GAMES WITH AT LEAST 1 TD (ACTIVE)

Team	Streak
1. San Diego Chargers, Los Angeles Chargers	53
2. New England Patriots	46
3. Houston Texans	43
4. Minnesota Vikings	36
5. Seattle Seahawks	33
6. Cincinnati Bengals	32
7. Denver Broncos	28
8. Kansas City Chiefs	24
9. Atlanta Falcons	22
10. <b>Cleveland Browns</b>	<b>19</b>



## GET REDY

The Browns offense was tied for sixth in the NFL in the red zone with a 66.7 touchdown efficiency last year, 7.6 percent ahead of the 2018 league average and 4.4 percent ahead of the playoff teams' average. In 2017, the Browns finished tied for 25th in the NFL in red-zone touchdown efficiency with a 48.7 average, 4.7 percent below the league average. After going 3-5 on their red-zone drives this season, the Browns are eighth in red-zone scoring efficiency (60.0).

## 2019 NFL TEAM LEADERS: RED-ZONE TD EFF.

	Team	RZ Drives	RZ TDs	Eff.
1.	Seattle Seahawks	5	5	100.0
2.	Dallas Cowboys	9	8	88.9
3.	Washington Redskins	5	4	80.0
4.	Buffalo Bills	7	5	71.4
5.	Houston Texans	6	4	66.7
6t.	Indianapolis Colts	8	5	62.5
6t.	Tennessee Titans	8	5	62.5
8.	<b>Cleveland Browns</b>	<b>5</b>	<b>3</b>	<b>60.0</b>
9.	Baltimore Ravens	12	7	58.3
10t.	Minnesota Vikings	7	4	57.1
10t.	Green Bay Packers	7	4	57.1
10t.	Oakland Raiders	7	4	57.1

Since last season, the Browns red-zone scoring efficiency ranks seventh in the league.

## 2019 NFL TEAM LEADERS: RED-ZONE TD EFF.

	Team	RZ Drives	RZ TDs	Eff.
1.	Seattle Seahawks	86	48	66.3
2.	Kansas City Chiefs	112	60	66.1
3.	Pittsburgh Steelers	84	46	64.3
4.	New Orleans Saints	98	55	63.3
5.	Indianapolis Colts	93	54	62.4
6.	Atlanta Falcons	85	37	61.2
7.	<b>Cleveland Browns</b>	<b>80</b>	<b>39</b>	<b>60</b>
8.	Cincinnati Bengals	76	37	57.9
9.	Los Angeles Chargers	92	43	57.6
10.	New England Patriots	96	45	57.3

## FINISHING STRONG

When in goal-to-go situations the season, the Browns offense is among the NFL's best, being one of just eight teams to have not turned over the ball while in that situation.

## UNDEFEATED UNDER 21

Dating back to 2018, when the Browns have held their opponent to 20 or fewer points, they have posted a perfect 8-0.

## AIR IT OUT

The 2019 Browns offense has compiled completions of 21-plus yards 11 times, tied for second in the NFL.

## 2019 NFL TEAM LEADERS: CMP BY DISTANCE (21+)

	Year	21+
1.	Kansas City Chiefs	14
2t.	Detroit Lions	11
2t.	<b>Cleveland Browns</b>	<b>11</b>
4t.	Baltimore Ravens	10
4t.	Los Angeles Chargers	10
4t.	Arizona Cardinals	10
7t.	Cincinnati Bengals	9
7t.	Dallas Cowboys	9
9t.	San Francisco 49ers	8
9t.	New England Patriots	8

## SETTLING THE SCORE

When the 2019 Browns are in a first-and-goal situation with five yards or less to go, the team has been perfect (100.0) in scoring efficiency and has posted points on three occasions (tied for fourth in the NFL).

## 2019 NFL TEAM LEADERS: 1ST &amp; GOAL FROM &lt;= 5 YDS

	Year	Scr Drives
1t.	Baltimore Ravens	4
1t.	Los Angeles Rams	4
1t.	Dallas Cowboys	4
4t.	<b>Cleveland Browns</b>	<b>3</b>
4t.	Philadelphia Eagles	3

## FIRST TIME'S A CHARM

The Browns have come out swinging on their opening offensive drives in 2019, placing fifth in the NFL with nine points when the offense hits the field for the first time in a game.

## 2019 NFL TEAM LEADERS: 1ST POSSESSION DRIVES

	Year	Pts
1t.	New York Giants	14
1t.	Baltimore Ravens	14
3t.	Oakland Raiders	10
3t.	San Francisco 49ers	10
5.	<b>Cleveland Browns</b>	<b>9</b>
6t.	Minnesota Vikings	7
6t.	New England Patriots	7
6t.	Green Bay Packers	7
6t.	Washington Redskins	7
6t.	Indianapolis Colts	7
6t.	Kansas City Chiefs	7

## GO LONG

Since the 2018 season, the Browns have been one of the NFL's best at stretching the field. The offense has posted 89 plays of 20-plus yards (fourth), 18 rushes of 20-plus yards (tied for fifth), four rushing touchdowns of 20-plus yards (tied for second), a 32.9 rushing average on carries of 20-plus yards (tied for eighth) and 71 receptions of 20-plus yards (tied for fourth).

## 2018-19 NFL TEAM LEADERS: 20+ YARD PLAYS

Team	Tot
1. Kansas City Chiefs	110
2. Los Angeles Rams	91
3. Los Angeles Chargers	90
4. <b>Cleveland Browns</b>	<b>89</b>
5. San Francisco 49ers	86
6. New York Giants	84
7. Tampa Bay Buccaneers	82
8t. Atlanta Falcons	79
8t. Cincinnati Bengals	79
10. Pittsburgh Steelers	78

## 2018-19 NFL TEAM LEADERS: 20+ YARD RUSH

Team	Tot
1t. Kansas City Chiefs	20
1t. Seattle Seahawks	20
1t. New York Giants	20
4. Los Angeles Chargers	19
5t. <b>Cleveland Browns</b>	<b>18</b>
5t. Chicago Bears	18
5t. Buffalo Bills	18
8t. Minnesota Vikings	17
8t. Los Angeles Rams	17
8t. San Francisco 49ers	17

## 2018-19 NFL TEAM LEADERS: 20+ YARD RUSH TD

Team	TD
1. New York Giants	5
2t. <b>Cleveland Browns</b>	<b>4</b>
2t. Denver Broncos	4
2t. Minnesota Vikings	4
5t. Seattle Seahawks	3
5t. Miami Dolphins	3
5t. New England Patriots	3
5t. Atlanta Falcons	3
5t. Los Angeles Chargers	3

## 2018-19 NFL TEAM LEADERS: 20+ YARD RUSH AVG

Team	Avg
1. Washington Redskins	40.7
2. New York Giants	38.7
3. New York Jets	38.1
4. Tennessee Titans	37.7
5. Houston Texans	35.5
6. Miami Dolphins	34.9
7. Indianapolis Colts	34.4
8t. Oakland Raiders	32.9
8t. <b>Cleveland Browns</b>	<b>32.9</b>
10. Denver Broncos	32.8

## 2018-19 NFL TEAM LEADERS: 20+ YARD REC

Year	TD
1. Kansas City Chiefs	90
2. Tampa Bay Buccaneers	77
3. Los Angeles Rams	74
4t. <b>Cleveland Browns</b>	<b>71</b>
4t. Los Angeles Chargers	71
6. San Francisco 49ers	69
7. Pittsburgh Steelers	67
8t. New York Giants	64
8t. New Orleans Saints	64
8t. New England Patriots	64
8t. Atlanta Falcons	64

## AWAKEN THE SLEEPING GIANT

With the Kansas City Chiefs, General Manager **John Dorsey** selected three players who went on to earn first team All-Pro honors and were also selected to multiple Pro Bowls, including TE Travis Kelce (third round, 2013), CB Marcus Peters (first round, 2015) and WR Tyreek Hill (fifth round, 2016). In 2017, he drafted current Browns RB **Kareem Hunt** (third round), who led the NFL in rushing during his rookie season and was selected to the Pro Bowl. The year prior in 2016, LB D.J. Alexander (sixth round, 2015) was also selected to the Pro Bowl.

Dorsey's career success in the spring has been evident in the winter, as he's selected a rookie Pro Bowler in each NFL Draft since 2015, including CB **Denzel Ward** in his first draft as a Brown (2018).

## DORSEY'S DRAFT SELECTIONS TO MAKE THE PRO BOWL AS ROOKIES SINCE 2015

Year	Rnd	Pick	Overall	Player	Pos	College
2018	1	4	4	<b>Denzel Ward</b>	CB	<b>Ohio State</b>
2017	3	22	86	Kareem Hunt	RB	Toledo
2016	5	28	165	Tyreek Hill	WR	West Alabama
2015	1	18	18	Marcus Peters	CB	Washington

## BROWNS 2019 DRAFT CLASS

RD	NAME	POS	COLLEGE
2	Greedy Williams	CB	Louisiana St.
3	Sione Takitaki	LB	Brigham Young
4	Sheldrick Redwine	S	Miami
5a	Mack Wilson	LB	Alabama
5b	Austin Seibert	K	Oklahoma
6	Drew Forbes	T	Southeast Missouri
7	Donnie Lewis, Jr.	CB	Tulane



13 | WR ODELL BECKHAM JR.

## BEND IT LIKE BECKHAM JR.

Currently leading the league in receiving yards, WR **Odell Beckham Jr.** is fourth in the league with an average of 6.6 catches per game, third with 93.6 receiving yards per game, third with 45 receiving touchdowns, sixth in receiving yards (5,708) and 10th in receiving first downs (261) since being drafted in 2014.

### 2014-19 NFL RECEIVING LEADERS: REC/G

	Player	G	Rec	Rec/G
1.	Antonio Brown	77	580	7.5
2.	Michael Thomas	49	341	7.0
3.	Julio Jones	79	535	6.8
4.	<b>Odell Beckham Jr.</b>	<b>61</b>	<b>403</b>	<b>6.6</b>

His 93.6 receiving yards per game are the second-highest average in history (minimum 10 games played) behind Atlanta's Julio Jones (96.2).

### 2014-19 NFL RECEIVING LEADERS: YDS/G

	Player	G	Yds	Yds/G
1.	Julio Jones	79	8131	102.9
2.	Antonio Brown	77	7702	100
3.	<b>Odell Beckham Jr.</b>	<b>61</b>	<b>5708</b>	<b>93.6</b>

### 2014-19 NFL RECEIVING LEADERS: TD

	Player	G	Rec	TD
1.	Antonio Brown	77	580	60
2.	DeAndre Hopkins	81	489	47
3.	<b>Odell Beckham Jr.</b>	<b>61</b>	<b>403</b>	<b>45</b>

### 2014-19 NFL RECEIVING LEADERS: YDS

	Player	G	Rec	Yds
1.	Julio Jones	79	535	8,131
2.	Antonio Brown	77	580	7,702
3.	DeAndre Hopkins	81	489	6,786
4.	T.Y. Hilton	79	387	6,283
5.	Mike Evans	79	401	6,192
6.	<b>Odell Beckham Jr.</b>	<b>61</b>	<b>403</b>	<b>5,708</b>
7.	Demaryius Thomas	80	449	5,631
8.	Travis Kelce	81	420	5,431
9.	Brandin Cooks	76	365	5,260
10.	Emmanuel Sanders	73	390	5,178

### 2014-19 NFL RECEIVING LEADERS: 1ST DOWNS

	Player	G	Rec	1st
1.	Julio Jones	79	535	388
2.	Antonio Brown	77	580	369
3.	DeAndre Hopkins	81	489	355
4.	Mike Evans	79	401	318
5.	T.Y. Hilton	79	387	276
6.	Larry Fitzgerald	80	470	274
7.	Travis Kelce	81	420	271
8.	Demaryius Thomas	80	449	270
9.	<b>Jarvis Landry</b>	<b>82</b>	<b>488</b>	<b>267</b>
10.	<b>Odell Beckham Jr.</b>	<b>61</b>	<b>403</b>	<b>261</b>

## FEELIN' LIKE A THOUSAND YARDS

Beckham Jr. has exceeded 1,000 receiving yards in four of his first five seasons, missing only 2017, when ankle injuries limited him to four games. He's one of only 12 players in history to accomplish the feat in his first five NFL seasons and is one just six active players to do so. His four 1,000-yard seasons are currently tied for 10th all time as he works toward his fifth 1,000-yard season in six years.

### ALL-TIME NFL RECEIVING LEADERS: 1,000 YDS IN FIRST SIX CAREER SEASONS

	Player	Years	Tot
1.	Randy Moss	1998-2003	6
2t.	Lance Alworth	1963-67	5
2t.	Marques Colston	2006-11	5
2t.	Mike Evans	2014-19	5
2t.	A.J. Green	2011-15	5
2t.	Torry Holt	2000-04	5
2t.	Chad Johnson	2002-06	5
2t.	Brandon Marshall	2007-11	5
2t.	Jerry Rice	1986-90	5
10t.	<b>Odell Beckham Jr.</b>	<b>2014-19</b>	<b>4</b>
10t.	Tied With 18 Others		4

### ALL-TIME NFL RECEIVING LEADERS: 1,000 YDS IN FIRST SIX CAREER SEASONS (ACTIVE)

	Player	Years	Tot
1t.	Mike Evans	2014-19	5
1t.	A.J. Green	2011-15	5
1t.	Brandon Marshall	2007-11	5
4t.	<b>Odell Beckham Jr.</b>	<b>2014-19</b>	<b>4</b>
4t.	Tied With Seven Others		4

## 2014-19 NFL RECEIVING LEADERS: 1,000-YRD SEASONS

	Player	Years	Tot
1t.	Antonio Brown	2014-19	5
1t.	Mike Evans	2014-19	5
1t.	Julio Jones	2014-19	5
4t.	<b>Odell Beckham Jr.</b>	<b>2014-19</b>	<b>4</b>
4t.	Brandin Cooks	2015-19	4
4t.	T.Y. Hilton	2014-19	4
4t.	DeAndre Hopkins	2014-19	4

125+

Among active players, Beckham Jr. is sixth with 17 games of 125-plus receiving yards. The total ranks second behind Jones among active players in their first six years and is tied for sixth in league history in the same span.

## ALL-TIME NFL RECEIVING LEADERS: GAMES WITH 125+ YARDS (ACTIVE)

	Player	Tot
1.	Julio Jones	28
2t.	Antonio Brown	25
2t.	Larry Fitzgerald	25
4.	T.Y. Hilton	19
5.	DeSean Jackson	18
6.	<b>Odell Beckham Jr.</b>	<b>17</b>
7.	A.J. Green	16

## ALL-TIME NFL RECEIVING LEADERS: GAMES WITH 125+ YARDS IN FIRST SIX CAREER SEASONS (ACTIVE)

	Player	Tot
1.	Julio Jones	21
2.	<b>Odell Beckham Jr.</b>	<b>17</b>
3t.	A.J. Green	15
3t.	T.Y. Hilton	15
5.	Antonio Brown	14
6.	Larry Fitzgerald	13
7t.	Mike Evans	11
7t.	DeAndre Hopkins	11
7t.	DeSean Jackson	11
10t.	Keenan Allen	10
10t.	Amari Cooper	10
10t.	Brandon Marshall	10

## ALL-TIME NFL RECEIVING LEADERS: GAMES WITH 125+ YARDS IN FIRST SIX CAREER SEASONS

	Player	Tot
1.	Randy Moss	23
2.	Lance Alworth	22
3.	Julio Jones	21
4.	Calvin Johnson	19
5t.	<b>Odell Beckham Jr.</b>	<b>16</b>
5t.	Jerry Rice	17
6t.	Torry Holt	16
8t.	A.J. Green	15
8t.	Marvin Harrison	15
8t.	T.Y. Hilton	15

100+

Beckham Jr.'s 25 career games with 100-plus yards are tied for fifth among active players in their first six seasons and tie for third among all players since 2014.

## ALL-TIME NFL RECEIVING LEADERS: GAMES WITH 100+ YARDS IN FIRST SIX CAREER SEASONS (ACTIVE)

	Player	Tot
1.	Julio Jones	35
2.	Demaryius Thomas	29
3t.	A.J. Green	28
3t.	T.Y. Hilton	28
5t.	<b>Odell Beckham Jr.</b>	<b>25</b>
5t.	Antonio Brown	25
5t.	DeAndre Hopkins	25
8.	Larry Fitzgerald	23
9t.	Keenan Allen	21
9t.	Mike Evans	21

## 2014-19 NFL RECEIVING LEADERS: GAMES WITH 100+ YARDS

	Player	Tot
1.	Julio Jones	37
2.	Antonio Brown	34
3.	<b>Odell Beckham Jr.</b>	<b>25</b>
4.	DeAndre Hopkins	24
5.	T.Y. Hilton	23
6.	Mike Evans	21
7.	A.J. Green	18
8.	Emmanuel Sanders	18
9.	Demaryius Thomas	18
10.	Travis Kelce	17

Since 2014, Beckham Jr.'s 13 games with 140-plus receiving yards are third in the league, while his six games with 150-plus yards rank tied for fifth. Additionally, his four games with 160-plus yards are tied for sixth, his two games with 170-plus yards are tied for seventh and his two games with 180-plus yards rank tied for fifth.

12 OR LESS

Beckham Jr. is the only player in the Super Bowl era with two seasons of 1,000-plus receiving yards in 12 games or less (2014 and 2018).



## TRIPLE THREAT

Beckham Jr. has caught at least three passes in every game he's played in but one. His active streak of 59 straight games with at least three catches is third all time and is the longest active streak, 10 ahead of Michael Thomas.

### ALL-TIME NFL RECEIVING LEADERS: CONSECUTIVE GAMES WITH 3+ REC

Player	Tot	Streak
1. Reggie Wayne	82	Sept. 13, 2009-Nov. 30, 2014
2. Antonio Brown	76	Sept. 8, 2013-Dec. 10, 2017
3. <b>Odell Beckham Jr.</b>	<b>59</b>	<b>Oct. 19, 2014-Pres.</b>
4. Cris Carter	58	Dec. 12, 1993-Oct. 5, 1997
5. Torry Holt	53	Nov. 21, 2004-Dec. 30, 2007

### ALL-TIME NFL RECEIVING LEADERS: CONSECUTIVE GAMES WITH 3+ REC (ACTIVE STREAK)

Player	Tot	Streak
1. <b>Odell Beckham Jr.</b>	<b>59</b>	<b>Oct. 19, 2014-Pres.</b>
2. Michael Thomas	49	Sept. 11, 2016-Pres.
3. DeAndre Hopkins	27	Oct. 29, 2017-Pres.
4. Julian Edelman	26	Oct. 9, 2016-Pres.
5. JuJu Smith-Schuster	25	Oct. 29, 2017-Pres.

## A PERFECT 10

Since 2014, Beckham Jr. has posted eight games with at least 10 receptions, tied for seventh in the NFL during that span, along with teammate WR Jarvis Landry.

### 2014-19 NFL RECEIVING LEADERS: GAMES WITH 10+ REC

Player	Tot
1. Antonio Brown	20
2. Julio Jones	13
3. Michael Thomas	11
4. Zach Ertz	10
5t. Keenan Allen	9
5t. Larry Fitzgerald	9
7t. <b>Odell Beckham Jr.</b>	<b>8</b>
7t. <b>Jarvis Landry</b>	<b>8</b>
7t. DeAndre Hopkins	8

## THE MORE YOU CAN DO

Beckham Jr. twice caught and threw a touchdown pass in the same game last year (at Carolina on 10/7, and vs. Chicago on 12/2), becoming the first player in 94 years to record multiple games with a touchdown pass and a receiving touchdown in a single season. Eddie Kaw and Benny Boynton of the 1924 Buffalo Bisons were the only players to previously accomplish the feat. He also became the only player in NFL history with at least 1,000 receiving yards and multiple touchdown passes in a single season.

In addition to his touchdown pass, Beckham Jr. had eight receptions for 137 yards at Carolina. He became the 4th player in NFL history with at least 100 receiving yards and a 50-plus-yard touchdown pass in the same game, joining New England's David Patten (Oct. 21, 2001 at Indianapolis), Pittsburgh's Tom Tracy (Dec. 13, 1958 vs. the Chicago Cardinals) and Philadelphia's Billy Ray Barnes (Nov. 16, 1958 vs. the Chicago Cardinals). Beckham and Patten, who played for the Giants from 1997-99, are the only two players in league history to accomplish the feat with a touchdown catch.

## FAST TO 5,000

Beckham Jr. recorded 143 receiving yards against the Atlanta Falcons in Week 7 last year, increasing his career total to 5,073, in his 54th career game. He became the second-fastest player to reach 5,000 receiving yards in NFL history, and the fastest in the Super Bowl era. Atlanta's Julio Jones held the previous Super Bowl era record at 56 games.

### ALL-TIME NFL RECEIVING LEADERS: FEWEST GAMES TO REACH 5,000 REC YDS

Player	G
1. Lance Alworth	52
2. <b>Odell Beckham, Jr.</b>	<b>54</b>
3. Julio Jones	56
4. Charley Hennigan	59
5. Randy Moss	59

## GOAL TO ODELL

Since 2014, Beckham Jr. is tied for 10th in the league in goal-to-go touchdown receptions with 13.

### 2014-19 NFL RECEIVING LEADERS: GOAL-TO-GO TD

Player	td
1. Antonio Brown	23
2. DeAndre Hopkins	17
3. Jordy Nelson	16
4t. Rob Gronkowski	14
4t. Michael Thomas	14
4t. Davante Adams	14
4t. Kyle Rudolph	14
4t. Randall Cobb	14
4t. Antonio Gates	14
10t. <b>Odell Beckham Jr.</b>	<b>13</b>
10t. Tied With Four Others	13

### COMING UP IN THE CLUTCH

Beckham Jr. has proven to be a reliable go-to WR when it counts since he entered the NFL, placing second in the league with 18 fourth-quarter touchdown receptions, fourth in yards, fourth in 20-plus-yard receptions and seventh in receptions.

#### 2014-19 NFL RECEIVING LEADERS: 4TH QUARTER TDs

Player	TD
1. Antonio Brown	21
2. <b>Odell Beckham Jr.</b>	<b>18</b>
3. DeAndre Hopkins	17
4. Dez Bryant	14
5t. Doug Baldwin	12
5t. Mike Evans	12
5t. Jimmy Graham	12

#### 2014-19 NFL RECEIVING LEADERS: 4TH QUARTER YDS

Player	Yds
1. Antonio Brown	2,204
2. Julio Jones	2,135
3. DeAndre Hopkins	2,128
4. <b>Odell Beckham Jr.</b>	<b>1,723</b>
5. Mike Evans	1,675
6. <b>Jarvis Landry</b>	<b>1,540</b>

#### 2014-19 NFL RECEIVING LEADERS: 4TH QUARTER REC (20+ YDS)

Player	25+
1t. DeAndre Hopkins	35
1t. Antonio Brown	35
3. Julio Jones	32
4. <b>Odell Beckham Jr.</b>	<b>27</b>
5. Mike Evans	25
6. T.Y. Hilton	21

#### 2014-19 NFL RECEIVING LEADERS: 4TH QUARTER REC

Player	TD
1. <b>Jarvis Landry</b>	<b>16</b>
2. Antonio Brown	35
3. DeAndre Hopkins	35
4. Larry Fitzgerald	14
5. Julio Jones	32
6. Golden Tate	19
7. <b>Odell Beckham Jr.</b>	<b>27</b>

### CLASS ACT

Among the 2014 NFL Draft class, Beckham Jr. and Landry rank among the best in multiple categories.

#### 2014-19 NFL RECEIVING LEADERS: REC (2014 DRAFT CLASS)

Player	G	Rec
1. <b>Jarvis Landry</b>	<b>82</b>	<b>488</b>
2. <b>Odell Beckham Jr.</b>	<b>61</b>	<b>403</b>
3. Mike Evans	79	401

#### 2014-19 NFL RECEIVING LEADERS: YDS (2014 DRAFT CLASS)

Player	G	Yds
1. Mike Evans	79	6,192
2. <b>Odell Beckham Jr.</b>	<b>61</b>	<b>5,708</b>
3. Brandin Cooks	76	5,260
4. <b>Jarvis Landry</b>	<b>82</b>	<b>5,113</b>

#### 2014-19 NFL RECEIVING LEADERS: TGT (2014 DRAFT CLASS)

Player	G	Tgt
1. <b>Jarvis Landry</b>	<b>82</b>	<b>733</b>
2. Mike Evans	79	730
3. <b>Odell Beckham Jr.</b>	<b>61</b>	<b>643</b>

#### 2014-19 NFL RECEIVING LEADERS: TD (2014 DRAFT CLASS)

Player	G	TD
1. <b>Odell Beckham Jr.</b>	<b>61</b>	<b>45</b>
2. Mike Evans	79	40
3. Davante Adams	76	39
4. Brandin Cooks	76	33
5. Sammy Watkins	64	31
6t. <b>Jarvis Landry</b>	<b>82</b>	<b>26</b>
6t. Allen Robinson	58	26

#### 2014-19 NFL RECEIVING LEADERS: YDS/G (2014 DRAFT CLASS)

Player	G	Yds/G
1. <b>Odell Beckham Jr.</b>	<b>61</b>	<b>93.6</b>
2. Mike Evans	79	78.4
3. Brandin Cooks	76	69.2
4. Allen Robinson	58	64.6
5. <b>Jarvis Landry</b>	<b>82</b>	<b>62.4</b>

#### 2014-19 NFL SCORING LEADERS: PTS (2014 DRAFT CLASS)

Player	G	Pts
1. <b>Odell Beckham Jr.</b>	<b>61</b>	<b>270</b>
2. Mike Evans	79	252
3. Davante Adams	76	240
4. Devonta Freeman	76	222
5. Brandin Cooks	76	212
6. Sammy Watkins	64	186
7. Jeremy Hill	55	182
7. <b>Jarvis Landry</b>	<b>82</b>	<b>178</b>

## 2014-19 NFL YARDAGE LEADERS: SCRIMM YDS (2014 DRAFT CLASS)

	Player	G	Yds
1.	Mike Evans	79	6,192
2.	<b>Odell Beckham Jr.</b>	<b>61</b>	<b>5,782</b>
3.	Brandin Cooks	76	5,491
4.	<b>Jarvis Landry</b>	<b>82</b>	<b>5,302</b>

## 2014-19 NFL YARDAGE LEADERS: ALL-PURPOSE YDS (2014 DRAFT CLASS)

	Player	G	A-P Yds
1.	<b>Jarvis Landry</b>	<b>82</b>	<b>7,456</b>
2.	Mike Evans	79	6,189
3.	<b>Odell Beckham Jr.</b>	<b>61</b>	<b>6,113</b>

## BIG-PLAY OBJ

Beckham Jr.'s 78 catches of 20-plus yards since 2014 rank ninth in the league since that time, despite playing in at least six fewer games than the rest of the top-10 players in the category.

## 2014-19 NFL RECEIVING LEADERS: REC (20+)

	Player	20+
1.	Julio Jones	132
2.	Antonio Brown	111
3.	T.Y. Hilton	102
4.	DeAndre Hopkins	98
5.	Mike Evans	92
6.	Travis Kelce	80
7t.	Rob Gronkowski	79
7t.	Brandin Cooks	79
9.	<b>Odell Beckham Jr.</b>	<b>78</b>
10.	Emmanuel Sanders	75

## TEN TO A HUNDRED

Among all active players, Beckham Jr.'s seven games with a minimum of 10 receptions for 100 yards rank ninth.

## ALL-TIME NFL RECEIVING LEADERS: GAMES WITH 10+ REC AND 100+ YDS (ACTIVE)

	Player	Tot
1.	Antonio Brown	18
2.	Julio Jones	15
3.	Larry Fitzgerald	12
4.	A.J. Green	10
5t.	Keenan Allen	9
5t.	Zach Ertz	9
7t.	DeAndre Hopkins	8
7t.	Michael Thomas	8
9.	<b>Odell Beckham Jr.</b>	<b>7</b>
10.	Jason Witten	6

## 5+1

With 24 games of five-plus catches and at least one touchdown reception, Beckham Jr. ranks fifth in that span.

## 2014-19 NFL RECEIVING LEADERS: GAMES WITH 5+ REC AND 1+ TDs

	Player	Tot
1.	Antonio Brown	39
2.	DeAndre Hopkins	27
3t.	Mike Evans	26
3t.	Julio Jones	26
5.	<b>Odell Beckham Jr.</b>	<b>24</b>
6.	Demaryius Thomas	23

In the same category, Beckham Jr. ranks tied for second in number of games with at least five catches and at least a pair of receiving touchdowns.

## 2014-19 NFL RECEIVING LEADERS: GAMES WITH 5+ REC AND 2+ TDs

	Player	Tot
1.	Antonio Brown	14
2t.	<b>Odell Beckham Jr.</b>	<b>8</b>
2t.	DeAndre Hopkins	8
4.	Jordy Nelson	7
5t.	Davante Adams	6
5t.	Brandin Cooks	6
5t.	Mike Evans	6
5t.	Julio Jones	6
5t.	Jordan Reed	6
5t.	Emmanuel Sanders	6
5t.	Sammy Watkins	6

## JUST PASSING BY

With 106 career passing yards, Beckham Jr. is third in the NFL since 2014 among non-QBs and is tied for second in passing touchdowns (two).

### 2014-19 NFL PASSING LEADERS: YDS (NON-QBs)

Player	Yds
1. Mohamed Sanu	135
2. Johnny Hekker	114
3. <b>Odell Beckham Jr.</b>	<b>106</b>
4. Logan Thomas	96
5. Julian Edelman	75
6. <b>Jarvis Landry</b>	<b>72</b>

### 2014-19 NFL PASSING LEADERS: TDs (NON-QBs)

Player	TD
1. Mohamed Sanu	3
2t. <b>Odell Beckham Jr.</b>	<b>2</b>
2t. Cecil Shorts	2
2t. Tarik Cohen	2

## FIRST 60

After playing his 60th career game in Week 1, Beckham Jr. became the all-time leading WR in receptions (390) in a player's first 60 games.

### ALL-TIME NFL RECEIVING LEADERS: MOST REC IN FIRST 60 CAREER GAMES

Player	Years	G	Rec
1. <b>Odell Beckham Jr.</b>	<b>2014-19</b>	<b>60</b>	<b>397</b>
2. Lionel Taylor	1960-64	60	386
3t. Julio Jones	2011-15	60	372
3t. Anquan Boldin	2003-07	60	372
5. <b>Jarvis Landry</b>	<b>2014-17</b>	<b>60</b>	<b>368</b>

### ALL-TIME NFL RECEIVING LEADERS: MOST REC YDS IN FIRST 60 CAREER GAMES

Player	Years	G	Yds
1. Lance Alworth	1962-67	60	5,907
2. Charley Hennigan	1960-64	60	5,791
3. Julio Jones	2011-15	60	5,575
4. <b>Odell Beckham Jr.</b>	<b>2014-19</b>	<b>60</b>	<b>5,547</b>
5. Randy Moss	1998-01	60	5,199

### ALL-TIME NFL RECEIVING LEADERS: MOST TDs IN FIRST 60 CAREER GAMES

Player	Years	G	TD
1. Lance Alworth	1962-67	60	55
2t. Randy Moss	1998-01	60	51
2t. Rob Gronkowski	2010-14	60	51
4. Jerry Rice	1985-88	60	49
5. Sonny Randle	1959-64	60	47
6t. <b>Odell Beckham Jr.</b>	<b>2014-18</b>	<b>60</b>	<b>44</b>
6t. Art Powell	1960-64	60	44

### ALL-TIME NFL RECEIVING LEADERS: 100-YDS REC IN FIRST 60 CAREER GAMES

Player	Tot
1. Lance Alworth	28
2. Charley Hennigan	27
3. Julio Jones	25
4. <b>Odell Beckham Jr.</b>	<b>24</b>
5. Randy Moss	22

### ALL-TIME NFL RECEIVING LEADERS: 125-YDS REC IN FIRST 60 CAREER GAMES

Player	Tot
1. Lance Alworth	19
2. <b>Odell Beckham Jr.</b>	<b>16</b>
3t. Julio Jones	15
3t. Randy Moss	15
5t. Isaac Bruce	12
5t. Charley Hennigan	12

## FIRST 70

As he approaches 70 career games played, Beckham Jr. remains a top all-time WR who is still climbing the ranks.

### ALL-TIME NFL RECEIVING LEADERS: MOST REC IN FIRST 70 CAREER GAMES

Player	Years	G	Rec
1. Lionel Taylor	1960-65	70	442
2. Julio Jones	2011-16	70	438
3. <b>Jarvis Landry</b>	<b>2014-18</b>	<b>70</b>	<b>431</b>
4. Anquan Boldin	2003-08	70	427
5. Keenan Allen	2013-18	70	420
6t. <b>Odell Beckham Jr.</b>	<b>2014-19</b>	<b>61</b>	<b>403</b>
6t. Larry Fitzgerald	2004-08	70	397
8. Kellen Winslow	1979-84	70	391
9. Antonio Brown	2010-14	70	390
10. A.J. Green	2011-15	70	388

### ALL-TIME NFL RECEIVING LEADERS: MOST REC YDS IN FIRST 70 CAREER GAMES

Player	Years	G	Yds
1. Lance Alworth	1962-68	70	6,902
2. Julio Jones	2011-16	70	6,718
3. Charley Hennigan	1960-65	70	6,427
4. Art Powell	1960-65	70	5,975
5. Jerry Rice	1985-89	70	5,924
6. Randy Moss	1998-02	70	5,800
7. A.J. Green	2011-15	70	5,722
8. <b>Odell Beckham Jr.</b>	<b>2014-19</b>	<b>61</b>	<b>5,708</b>
9. Torry Holt	1999-03	70	5,692
10. Anquan Boldin	2003-08	70	5,680



## ALL-TIME NFL RECEIVING LEADERS: MOST TDs IN FIRST 70 CAREER GAMES

	Player	Years	G	TD
1.	Lance Alworth	1962-68	70	64
2.	Jerry Rice	1985-89	70	62
3.	Rob Gronkowski	2010-15	70	59
4.	Art Powell	1960-65	70	56
5t.	Randy Moss	1998-02	70	55
5t.	Sonny Randle	1959-65	70	55
7.	Dez Bryant	2010-14	70	50
8.	Jimmy Graham	2010-14	70	46
9t.	Odell Beckham Jr.	2014-18	61	45
9t.	Charley Hennigan	1960-65	70	45

## ALL-TIME NFL RECEIVING LEADERS: 100-YDS REC IN FIRST 70 CAREER GAMES

	Player	Tot
1.	Lance Alworth	32
2.	Julio Jones	30
3.	Charley Hennigan	28
4t.	Odell Beckham Jr.	25
4t.	Demaryius Thomas	25
6t.	Randy Moss	24
6t.	Art Powell	24

Beckham Jr. is also third on the all-time list of 125-plus-yard receiving games in a players' first 70 games.

## TWO TDs

With at least two receiving scores in 11 games since entering the league in 2014, Beckham Jr. ranks second in the NFL in that category in an active player's first six years. Since being drafted, he's also second to Antonio Brown's 15 games and is tied for fourth among all active players in the NFL. He also tied for sixth all time for most multi-touchdown games in a player's first 60 contests.

## ALL-TIME NFL RECEIVING LEADERS: MULTI-TD GAMES IN A PLAYER'S FIRST SIX YEARS (ACTIVE)

	Player	Tot
1.	Jimmy Graham	12
2.	Odell Beckham Jr.	11
3t.	Larry Fitzgerald	10
3t.	Demaryius Thomas	10
5.	Antonio Brown	9
6t.	DeAndre Hopkins	8
6t.	Julio Jones	8

## 2014-19 NFL RECEIVING LEADERS: MULTI-TD GAMES

	Player	Tot
1.	Antonio Brown	15
2.	Odell Beckham Jr.	11
3.	DeAndre Hopkins	9
4.	Jordy Nelson	8

## ALL-TIME NFL RECEIVING LEADERS: MULTI-TD GAMES (ACTIVE)

	Player	Tot
1.	Larry Fitzgerald	19
2.	Antonio Brown	17
3.	Jimmy Graham	15
4t.	Odell Beckham Jr.	11
4t.	Julio Jones	11
4t.	Demaryius Thomas	11
7.	T.Y. Hilton	10

## ALL-TIME NFL RECEIVING LEADERS: MULTI-TD GAMES IN FIRST 60 CAREER GAMES

	Player	Tot
1t.	Lance Alworth	13
1t.	Rob Gronkowski	13
1t.	Jerry Rice	13
4t.	Antonio Freeman	12
4t.	Art Powell	12
6t.	Odell Beckham Jr.	11
6t.	Bill Groman	11
6t.	Sonny Randle	11
9t.	Bob Hayes	10
9t.	John Jefferson	10
9t.	Tommy McDonald	10
9t.	Randy Moss	10

## THIRD AND BECKHAM

Since being drafted, Beckham Jr. has collected 14 first downs in third-and-short situations (two yards or less to a first down), tied for the league's eighth-highest mark. Additionally, his 11 first downs in the same category rank tied for 10th since 2015.

## 2014-19 NFL RECEIVING LEADERS: 3RD & SHORT FIRST DOWNS

	Player	1st
1.	Antonio Brown	25
2.	Kyle Rudolph	19
3.	DeAndre Hopkins	18
4t.	Golden Tate	17
4t.	Jordy Nelson	17
6t.	Duke Johnson	15
6t.	Julio Jones	15
8t.	Odell Beckham Jr.	14
8t.	Randall Cobb	14
8t.	Robert Woods	14



80 | WR JARVIS LANDRY

## CATCHING ON QUICKLY

With 481 career receptions through his fifth year, WR **Jarvis Landry** broke the NFL record for most catches in the first five years of a career against the Ravens in Week 5 of 2018. In addition to shattering the record for most receptions through the first four years of a career in 2017 (400), Landry ranks second for most receptions during the first two years of a career (194) and tied for most in the first three years of a career (288) with Beckham Jr.

Currently, Landry is tied for 11th all time by a player in his first six seasons in the same category with 488 receptions, 40 catches shy of DeAndre Hopkins' record.

## LEADING LANDRY

Landry finished 2018 with 81 receptions for 976 yards and four touchdowns. After posting a league-best 112 receptions for 987 yards and a career-best nine touchdowns in 2017, Landry is eighth among all NFL receivers in receptions (200) since that time.

### 2017-19 NFL RECEIVING LEADERS: REC

	Player	G	Tgt	Rec
1.	Michael Thomas	34	322	249
2.	DeAndre Hopkins	33	358	224
3.	Keenan Allen	34	320	215
4t.	Julio Jones	34	339	212
4t.	Adam Thielen	34	306	212
6.	Antonio Brown	30	339	209
7.	Zach Ertz	32	289	203
8.	Jarvis Landry	34	324	200

## SEEING RED

Landry has impressed in the red zone since entering the league in 2014, posting top marks in several receiving categories.

### 2017-19 NFL RECEIVING LEADERS: RED-ZONE TD

	Player	Tgt	Rec	TD
1.	Davante Adams	47	31	19
2.	DeAndre Hopkins	45	25	17
3.	Zach Ertz	50	29	15
4t.	Travis Kelce	48	25	14
4t.	Alshon Jeffery	29	16	14
6t.	Eric Ebron	31	14	13
6t.	Jimmy Graham	33	19	13
8t.	Michael Thomas	42	31	12
8t.	Stefon Diggs	32	23	12
10t.	Jarvis Landry	40	26	11
10t.	Larry Fitzgerald	37	20	11
10t.	James White	35	26	11
10t.	Cameron Brate	26	14	11
10t.	Sammy Watkins	20	12	11
10t.	Antonio Brown	43	21	11

### 2014-19 NFL RECEIVING LEADERS: RED-ZONE REC

	Player	Rec
1.	Antonio Brown	64
2.	Demaryius Thomas	58
3.	Jarvis Landry	55
4.	Davante Adams	54
5.	Larry Fitzgerald	53
6t.	Odell Beckham Jr.	46
6t.	DeAndre Hopkins	46
6t.	Travis Kelce	46
9.	Jordy Nelson	45
10t.	Emmanuel Sanders	44
10t.	Michael Thomas	44

### 2014-19 NFL RECEIVING LEADERS: RED-ZONE YDS

	Player	Yds
1.	Demaryius Thomas	432
2.	Larry Fitzgerald	426
3.	Davante Adams	423
4.	Antonio Brown	421
5.	Travis Kelce	373
6.	DeAndre Hopkins	369
7.	Jarvis Landry	336
8.	A.J. Green	330
9.	Odell Beckham Jr.	322
10.	Julian Edelman	308

## 400 CLUB

With 485 career receptions, Landry is just one of nine players to have 400-plus catches since 2014, including Brown (576), Julio Jones (530), Demaryius Thomas (448), Larry Fitzgerald (465), Golden Tate (446), DeAndre Hopkins (476), Travis Kelce (413), Zach Ertz (406), Mike Evans (401) and Beckham Jr. (403)

## TWO AT A TIME

Since Week 2 of his rookie season in 2014, Landry has caught at least two passes in 81 consecutive games. His streak is the best in the NFL since 2014 and is the second longest that's active, behind only Brown (115).

### ALL-TIME NFL RECEIVING LEADERS: CONSECUTIVE GAMES WITH 2+ REC (ACTIVE STREAK)

Player	Tot	Streak
1. Antonio Brown	116	Oct. 23, 2011-Pres.
2. <b>Jarvis Landry</b>	<b>81</b>	<b>Sept. 14, 2014-Pres.</b>
3. Larry Fitzgerald	79	Sept. 14, 2014-Pres.
4. <b>Odell Beckham Jr.</b>	<b>61</b>	<b>Oct. 5, 2014-Pres.</b>

### ALL-TIME NFL RECEIVING LEADERS: CONSECUTIVE GAMES WITH 2+ REC

Player	Tot	Streak
1. Tim Brown	147	Oct. 10, 1993-Oct. 27, 2002
2. Jerry Rice	146	Sept. 8, 1991-Sept. 9, 2001
3. Antonio Brown	116*	Oct. 23, 2011-Pres.
4. Marvin Harrison	110	Oct. 20, 1996-Nov. 2, 2003
5. Larry Fitzgerald	97	Nov. 21, 2004-Dec. 19, 2010
6. Cris Carter	91	Dec. 21, 1991-Dec. 7, 1997
7. Reggie Wayne	82	Sept. 13, 2009-Nov. 30, 2014
8. Marshall Faulk	81	Nov. 23, 1997-Sept. 14, 2003
9. <b>Jarvis Landry</b>	<b>81*</b>	<b>Sept. 14, 2014-Pres.</b>
3. Larry Fitzgerald	79*	Sept. 14, 2014-Pres.

\*Active

## 1ST-AND-JUICE

Since 2014, Landry is ninth in the NFL in receptions caught for first downs (267).

### 2014-19 NFL RECEIVING LEADERS: 1ST-DOWN

Player	G	Tgt	Rec	1st
1. Julio Jones	79	834	535	388
2. Antonio Brown	77	867	580	369
3. DeAndre Hopkins	81	828	489	355
4. Mike Evans	79	731	401	318
5. T.Y. Hilton	79	664	387	276
6. Larry Fitzgerald	80	696	470	274
7. Travis Kelce	81	596	420	271
8. Demaryius Thomas	80	736	449	270
9. <b>Jarvis Landry</b>	<b>82</b>	<b>733</b>	<b>488</b>	<b>267</b>
10. <b>Odell Beckham Jr.</b>	<b>61</b>	<b>643</b>	<b>403</b>	<b>261</b>

## DOUBLE TROUBLE

Since his sophomore season in 2015, Landry has reeled in double-digit receptions in eight games, tied for the league's sixth-best total in that span. He's also caught 11 passes or more in four games, also tied for sixth in the NFL.

### 2015-18 NFL RECEIVING LEADERS: GAMES WITH 10+ REC

Player	Tot
1. Antonio Brown	16
2. Michael Thomas	11
3. Julio Jones	10
4t. Zach Ertz	9
4t. Larry Fitzgerald	9
6t. DeAndre Hopkins	8
6t. <b>Jarvis Landry</b>	<b>8</b>

### 2015-18 NFL RECEIVING LEADERS: GAMES WITH 11+ REC

Player	Tot
1. Antonio Brown	9
2t. Keenan Allen	6
2t. Julio Jones	6
4t. Zach Ertz	5
4t. Michael Thomas	5
6t. <b>Jarvis Landry</b>	<b>4</b>
6t. Stefon Diggs	4
6t. Adam Thielen	4

## A HANDFUL OF CATCHES

Landry has registered at least five catches in 58 career games, tying him for the fifth-best mark all time among players in their first six seasons. His total is tied with Randy Moss (1998-03) and Sterling Sharpe (1988-93). Additionally, he's tied for fifth in the NFL since 2014, behind Brown (65), Jones (62) and Hopkins (61).

### 2014-18 NFL RECEIVING LEADERS: GAMES WITH 5+ REC

Player	Tot
1. Antonio Brown	65
2. Julio Jones	62
3. DeAndre Hopkins	59
4t. <b>Jarvis Landry</b>	<b>58</b>
4t. Demaryius Thomas	58

## 26

At 26 years old, Landry is fourth all time in receptions by a player who is 26 or younger (488). He trails only Larry Fitzgerald (523), Randy Moss (525) and DeAndre Hopkins (528). He's also ranked fourth by a player who is 25 or younger (400) and tied for sixth with Beckham Jr. by a player who is 24 or younger (288).

## THIRD DOWN'S A CHARM

Landry has proven to be a go-to target on third downs since 2017, with his 53 receptions being one of the best numbers in the league in that span—no different than when he entered the league in 2014.

### 2017-19 NFL RECEIVING LEADERS: 3RD-DOWN REC

	Player	G	Tgt	Rec
1.	Adam Thielen	34	104	65
2.	Keenan Allen	34	104	62
3t.	Michael Thomas	34	86	61
3t.	DeAndre Hopkins	33	101	61
5.	Julio Jones	34	87	56
6.	Jarvis Landry	34	86	53
7t.	Antonio Brown	30	88	51
7t.	Golden Tate	31	82	51
9t.	Duke Johnson	34	62	48
9t.	Davante Adams	31	77	48
9t.	T.Y. Hilton	32	92	48
9t.	Travis Kelce	33	67	48

### 2016-19 NFL RECEIVING LEADERS: 3RD-DOWN REC

	Player	G	Tgt	Rec
1.	DeAndre Hopkins	49	150	89
2.	Adam Thielen	50	133	85
3.	Jarvis Landry	50	121	79
4.	Michael Thomas	49	113	78
5.	Golden Tate	47	122	74
6.	T.Y. Hilton	48	132	72
7.	Larry Fitzgerald	50	125	71
8t.	Travis Kelce	49	96	70
8t.	Duke Johnson	50	93	70
10.	Antonio Brown	45	127	69

### 2015-19 NFL RECEIVING LEADERS: 3RD-DOWN REC

	Player	G	Tgt	Rec
1.	DeAndre Hopkins	65	202	119
2.	Antonio Brown	61	186	111
3t.	Golden Tate	63	164	100
3t.	Jarvis Landry	66	164	100
5.	Julio Jones	64	152	96
6.	Duke Johnson	66	119	93
7.	Travis Kelce	65	130	92
8t.	Demaryius Thomas	64	159	90
8t.	Adam Thielen	62	139	90
10t.	Cole Beasley	65	122	89
10t.	T.Y. Hilton	64	163	89

### 2014-19 NFL RECEIVING LEADERS: 3RD-DOWN REC

	Player	G	Tgt	Rec
1.	Antonio Brown	77	240	147
2.	DeAndre Hopkins	81	241	142
3.	Golden Tate	79	213	134
4.	Julio Jones	79	199	124
5.	Jarvis Landry	82	193	122
6.	Demaryius Thomas	80	211	121
7.	Odell Beckham Jr.	61	181	114

## TOP TIER

Since entering the league in 2014, Landry ranks among the NFL's best in the following categories:

### 2014-19 RECEIVING LEADERS: REC

	Player	Rec
1.	Antonio Brown	580
2.	Julio Jones	535
3.	DeAndre Hopkins	489
4.	Jarvis Landry	488
5.	Larry Fitzgerald	470
6.	Demaryius Thomas	449
7.	Golden Tate	446
8.	Travis Kelce	420
9.	Zach Ertz	414
10.	Odell Beckham Jr.	403

### 2014-19 RECEIVING LEADERS: TGT

	Player	Tgt
1.	Antonio Brown	867
2.	Julio Jones	834
3.	DeAndre Hopkins	828
4.	Demaryius Thomas	736
5.	Jarvis Landry	733
6.	Mike Evans	731
7.	Larry Fitzgerald	696
8.	T.Y. Hilton	664
9.	Odell Beckham Jr.	643
10.	Golden Tate	640

### 2014-19 RECEIVING LEADERS: REC/G

	Player	G	Rec	Rec/G
1.	Antonio Brown			7.5
2.	Michael Thomas			7.0
3.	Julio Jones			6.8
4.	Odell Beckham Jr.			6.6
5.	Keenan Allen			6.4
6.	Julian Edelman			6.3
7.	DeAndre Hopkins			6.0
8.	Marquise Brown			6.0
9.	Jarvis Landry			6.0
10.	Larry Fitzgerald			5.9

## ROAD RAGE

With two 13-plus reception games in away stadiums for his career, Landry ties for No. 2 all time in the category.

Landry's overall total number of games with double-digit receptions in the same category (seven) is tied for the 10th-best tally in NFL history.



## 5 AND 50

In his first six seasons, Landry has recorded at least five receptions and 50 receiving yards in 45 games. The tally is sixth best in the league since 2014.

### 2014-19 NFL RECEIVING LEADERS: GAMES WITH 5+ REC AND 50+ REC YDS.

Player	Tot
1t. Antonio Brown	61
1t. Julio Jones	61
3. DeAndre Hopkins	55
4. Demaryius Thomas	51
5. Larry Fitzgerald	47
6. <b>Jarvis Landry</b>	<b>45</b>
7t. Mike Evans	42
7t. Golden Tate	42
9t. <b>Odell Beckham Jr.</b>	<b>41</b>
9t. A.J. Green	41

## 50/50

Landry caught three passes for 57 yards and a score, while also rushing for 54 yards on two carries and his second-career rushing touchdown against the Panthers in Week 14 last year. He became the first Brown since Leroy Hoard (Nov. 24, 1991) with a 50-yard rush and a 50-yard catch in the same game.

## MADE WITH 66.6% REAL JUICE

Landry's career reception percentage (66.6) is ninth among NFL players since 2014 who have been targeted over 500 times.

### 2014-19 NFL RECEIVING LEADERS: REC PCT BY WR TARGETED 500+ TIMES

Player	Tgt	Rec	Rec Pct
1. Doug Baldwin	515	363	70.5%
2. Travis Kelce	596	420	70.5%
3. Golden Tate	640	446	69.7%
4. Zach Ertz	596	414	69.5%
5. Randall Cobb	504	343	68.1%
6. Keenan Allen	537	365	68.0%
7. Larry Fitzgerald	695	470	67.6%
8. Antonio Brown	867	580	66.9%
9. <b>Jarvis Landry</b>	<b>733</b>	<b>488</b>	<b>66.6%</b>
10. Julian Edelman	504	335	66.5%

## YAC ATTACK

Landry, along with Beckham Jr., have been two of the league's most-elite receivers in yards after catch since they entered the NFL in 2014.

### 2014-19 NFL RECEIVING LEADERS: YAC (MIN. 200 REC)

Player	YAC
1. Golden Tate	2,882
2. Travis Kelce	2,679
3. Antonio Brown	2,599
4. Julio Jones	2,576
5. <b>Jarvis Landry</b>	<b>2,376</b>
6. Randall Cobb	2,092
7. <b>Odell Beckham Jr.</b>	<b>2,019</b>

### 2014-19 NFL RECEIVING LEADERS: YAC/REC (MIN. 200 REC)

Player	YAC/Rec
1. Golden Tate	6.5
2. Travis Kelce	6.4
3. Randall Cobb	6.1
4. Rob Gronkowski	5.7
5. Tyreek Hill	5.6
6. Jamison Crowder	5.6
7. DeSean Jackson	5.4
8. <b>Odell Beckham Jr.</b>	<b>5.3</b>

### 2015-19 NFL RECEIVING LEADERS: YAC (MIN. 200 REC)

Player	YAC
1. Travis Kelce	2,200
2. Golden Tate	2,192
3. Julio Jones	2,038
4. Antonio Brown	1,999
5. <b>Jarvis Landry</b>	<b>1,942</b>
6. T.Y. Hilton	1,543
7. Amari Cooper	1,538
8. <b>Odell Beckham Jr.</b>	<b>1,533</b>

### 2015-19 NFL RECEIVING LEADERS: YAC/REC (MIN. 200 REC)


Player	YAC/Rec
1. Golden Tate	6.3
2. Travis Kelce	6.2
3. Randall Cobb	6.0
4. Tyreek Hill	5.6
5. Jamison Crowder	5.6
6. <b>Odell Beckham Jr.</b>	<b>5.3</b>

### 2016-19 NFL RECEIVING LEADERS: YAC (MIN. 200 REC)

Player	YAC
1. Travis Kelce	1,676
2. Golden Tate	1,659
3. Michael Thomas	1,479
4. <b>Jarvis Landry</b>	<b>1,409</b>

### 2016-19 NFL RECEIVING LEADERS: YAC/REC (MIN. 200 REC)

Player	YAC/Rec
1. Golden Tate	6.5
2. Travis Kelce	6.0
3. Tyreek Hill	5.6
4. Amari Cooper	5.4
5. T.Y. Hilton	4.9
6. Mohamed Sanu	4.9
7. <b>Jarvis Landry</b>	<b>4.8</b>



95 | DE MYLES GARRETT

### TRouble Maker

Second team All-Pro DE and Pro Bowler **Myles Garrett** led the 2018 Browns with 13.5 sacks, the second most by a Brown in a single season. With 25.5 in just 29 career games, he's second behind Von Miller (25.5) for the most among active players in 29 games or less and is sixth among all players in the same category in league history. His total is second by a Brown in his first three career seasons and is the 14th-highest total among active players in their first three years.

#### ALL-TIME NFL DEFENSIVE LEADERS: SACKS IN FIRST 29 CAREER GAMES (ACTIVE)

	Player	Years	Sacks
1.	Von Miller	2011-12	27.5
2.	<b>Myles Garrett</b>	<b>2017-19</b>	<b>25.5</b>
3.	Joey Bosa	2016-18	23
4.	Clay Matthews	2009-10	22.5
5.	J.J. Watt	2011-12	22
6.	Terrell Suggs	2003-04	21.5
7.	Aaron Donald	2014-15	20
8.	Cameron Wake	2009-10	19.5
9.	Yannick Ngakoue	2016-17	19
10t.	Danielle Hunter	2015-16	18
10t.	Khalil Mack	2014-15	18
10t.	T.J. Watt	2017-18	18

#### ALL-TIME NFL DEFENSIVE LEADERS: SACKS IN FIRST 29 CAREER GAMES

	Player	Years	Sacks
1.	Aldon Smith	2011-12	33.5
2.	Reggie White	1985-86	31
3.	Shawne Merriman	2005-07	29
4.	Derrick Thomas	1989-90	28
5.	Von Miller	2011-12	27.5
6.	<b>Myles Garrett</b>	<b>2017-19</b>	<b>25.5</b>

#### ALL-TIME BROWNS DEFENSIVE LEADERS: SACKS IN FIRST 29 CAREER GAMES

	Player	Years	Sacks
1.	<b>Myles Garrett</b>	<b>2017-19</b>	<b>25.5</b>
2.	Kameron Wimbley	2006-07	15
3.	Reggie Camp	1983-84	13.5

#### ALL-TIME BROWNS DEFENSIVE LEADERS: SACKS IN FIRST THREE YEARS

	Player	Years	G	Sacks
1.	Reggie Camp	1983-85	48	27
2.	<b>Myles Garrett</b>	<b>2017-19</b>	<b>28</b>	<b>25.5</b>
3.	Michael Dean Perry	1988-90	48	24.5

### MYLES THE MAGNIFICENT

Garrett finished 2018 with the league's sixth-most sacks (13.5). With five sacks this season, Garrett ranks first in the NFL in 2019.

#### 2019 NFL DEFENSIVE LEADERS: SACKS

	Player	Sacks
1.	<b>Myles Garrett</b>	<b>5</b>
2.	Shaquil Barrett	4
3.	Benson Mayowa	3.5

#### 2018-19 NFL DEFENSIVE LEADERS: SACKS

	Player	Sacks
1.	Aaron Donald	20.5
2.	<b>Myles Garrett</b>	<b>18.5</b>
3t.	Danielle Hunter	16.5
3t.	Chris Jones	16.5

#### 2017-19 NFL DEFENSIVE LEADERS: SACKS

	Player	Sacks
1.	Aaron Donald	31.5
2.	Chandler Jones	31
3t.	Cameron Jordan	27
3t.	Ryan Kerrigan	27
5t.	<b>Myles Garrett</b>	<b>25.5</b>
5t.	Demarcus Lawrence	25.5

## A FORCEFUL PRESENCE

With four career forced fumbles, Garrett ranks eighth in Browns history by a player in his first three seasons and tied for third by a Brown in his first 28 games.

### ALL-TIME BROWNS DEFENSIVE LEADERS: FF (FIRST THREE YEARS)

Player	Years	Tot
1. Jabaal Sheard	2011-13	7
2t. Wali Rainer	1999-2001	6
2t. Kamerion Wimbley	2006-08	6
2t. Mark Word	2002-03	6
5t. <b>Joe Schobert</b>	<b>2016-18</b>	<b>5</b>
5t. Daylon McCutcheon	1999-2001	5
5t. T.J. Ward	2010-12	5
8. <b>Myles Garrett</b>	<b>2017-19</b>	<b>4</b>

### ALL-TIME BROWNS DEFENSIVE LEADERS: FF (FIRST 29 GAMES)

Player	Years	FF
1t. Jabaal Sheard	2011-12	5
1t. Mark Word	2002-03	5
1t. Kamerion Wimbley	2006-07	5
4t. <b>Myles Garrett</b>	<b>2017-19</b>	<b>4</b>

## OVER ACHIEVER

Garrett posted two-plus sacks in three games last year, tied for the league's third-best mark and tied for second by a Brown in a single season. Already with two multi-sack games in 2019, Garrett is the only player to have done so this season.

### 2019 NFL DEFENSIVE LEADERS: GAMES (2+ SACKS)

Player	Tot
1. <b>Myles Garrett</b>	<b>2</b>
2t. Denico Autry	1
2t. Shaquil Barrett	1
2t. Adam Butler	1
2t. Leonard Floyd	1
2t. Dante Fowler	1
2t. Trey Hendrickson	1
2t. Sam Hubbard	1
2t. Quinton Jefferson	1
2t. Devon Kennard	1
2t. Benson Mayowa	1
2t. Whitney Mercilus	1
2t. Terrell Suggs	1
2t. Stephon Tuitt	1
2t. Cameron Wake	1

Dating back to last season, Garrett ranks tied for second in the NFL in the category.

### 2018-19 NFL DEFENSIVE LEADERS: GAMES (2+ SACKS)

Player	Tot
1. Aaron Donald	7
2t. <b>Myles Garrett</b>	<b>5</b>
2t. Cameron Jordan	5

Among Browns players, Garrett posted two-plus sacks on seven occasions in his career to take the franchise's best total in a player's first three career seasons.

### ALL-TIME BROWNS DEFENSIVE LEADERS: GAMES 2+ SACKS IN FIRST THREE YEARS

Player	Year(s)	Tot
1. <b>Myles Garrett</b>	<b>2017-19</b>	<b>7</b>
2. Michael Dean Perry	1988-90	5
3. Reggie Camp	1984-85	4

## HOW TO LISTEN TO THE BROWNS

### ESPN 850 WKNR, 92.3 THE FAN WKRK AND THE UNIVERSITY HOSPITALS CLEVELAND BROWNS RADIO NETWORK

#### Game Day Programming

- Cleveland Browns Game Day (begins four hours before kickoff)
- Cleveland Browns Kickoff Show (begins two hours before kickoff)
- Cleveland Browns football (game broadcast)
- LA MEGA 87.7 FM (Spanish radio game broadcast)
- The Official Postgame Show, presented by Serpentine Chevrolet (following the game's conclusion)

#### Weekly Programming

- The Cleveland Browns Preview Show (Wednesdays in season, 7-8 p.m.)
- The Freddie Kitchens Show (Thursdays in season, 7-8 p.m.)
- Cleveland Browns Daily, presented by JACK (Monday-Friday, 1-3 p.m.) ESPN 850 WKNR

Akron	WAKR	1590 AM
Akron	WONE	97.5 FM
Canton	WHBC	1480 AM
Canton	WHBC-FM	94.1 FM
Celina	WKKI	94.3 FM
Cleveland	WKNR*	850 AM
Cleveland	WKRK*	92.3 FM
Cleveland	WNCX*	98.5 FM
Columbus	WTOH	98.9 FM
Dover	WJER	1450 AM
Erie (Pa.)	WRIE	1260 AM
Fostoria	WFOB	1430 AM
Geneva	WKKY	104.7 FM
Kenton	WKTN	95.3 FM
Lima	WWSR	93.1 FM
Mansfield	WRGM	1440 AM
Mansfield	WVNO-FM	97.3 FM
Marietta	WJAW	100.9 FM
Uhrichsville	WBTC	1540 AM
Uhrichsville	WBTC-FM	101.9 FM
Wheeling (W.Va.)	WKXK	1600 AM
Wheeling (W.Va.)	WKXK-FM	98.1 FM
Wooster	WQKT	104.5 FM
Youngstown	WHKZ	1440 AM

\*Denotes gameday flagship stations

### WHAT A WEEK(S)

Week 2 against the New York Jets, Garrett set a career high with three sacks. It marked his seventh career multi-sack game. In three career games against the Jets, Garret has recorded seven sacks. Garrett's five sacks this season are also the most by a Brown through the first two weeks of a season. He became the first Browns player to record multiple sacks in back-to-back games since LB Jamir Miller in 2001 and the first Browns player to record three sacks in a game since LB Paul Kruger on Oct. 26, 2014.

#### ALL-TIME NFL DEFENSIVE LEADERS: SACKS IN FIRST TWO WEEKS OF A SEASON

	Player	Year	Sacks
1.	Antwan Odom	2009	7
2.	William Gay	1983	6.5
3t.	Derrick Thomas	1998	6
3t.	Mark Gastineau	1984	6
3t.	Anthony Smith	1993	6
3t.	Clay Matthews	2012	6
3t.	Clay Matthews	2010	6
8.	Charles Haley	1994	5.5
9t.	<b>Myles Garrett</b>	<b>2019</b>	<b>5</b>
9t.	Michael Sinclair	1998	5
9t.	Chip Banks	1992	5
9t.	Karl Mecklenburg	1985	5
9t.	Kevin Greene	1998	5
9t.	Doug Betters	1983	5
9t.	Lamar Lathon	1996	5
9t.	Bruce Smith	1996	5
9t.	Vernon Maxwell	1983	5
9t.	Jacob Green	1988	5



### 6 | QB BAKER MAYFIELD

### DANGEROUS DAYS

In Week 10 last year, Mayfield tossed a career-high three touchdowns, tying him for Browns rookie record, which he broke following the team's Week 11 bye at Cincinnati in Week 12 with four. He repeated success against the Bengals in Week 16 and at Baltimore in Week 17 with three passing scores. Mayfield also threw for multiple touchdowns in each of his five starts from Weeks 7-12, the first Brown to do so since Vinny Testaverde in 1994-95 and the first Browns rookie to accomplish the feat.

#### ALL-TIME BROWNS PASSING LEADERS: TD IN A GAME

	Player	Date	TD
1t.	Derek Anderson	Sept. 16, 2017	5
1t.	Kelly Holcomb	Nov. 28, 2004	5
1t.	Bill Nelsen	Nov. 2, 1969	5
1t.	Frank Ryan	Dec. 12, 1964	5
1t.	Brian Sipe	Oct. 7, 1979	5
6t.	<b>Baker Mayfield</b>	<b>Nov. 25, 2018</b>	<b>4</b>
6t.	15 Others		4

Mayfield became the first Browns QB since Derek Anderson (2007) to throw for at least three touchdowns in consecutive games (Weeks 10-12, Weeks 16-17) and became the first Brown to pass for four touchdowns in a game (Week 12) since Brady Quinn on Nov. 22, 2009 at Detroit. The QB out of Oklahoma became the first Browns player to throw for at least seven touchdown passes and zero interceptions in consecutive NFL games (Weeks 10-12).

A GREAT RATE

In addition to his three passing touchdowns in Week 10 of 2018, Mayfield completed 17 of 20 passes (85.0) for 216 yards and zero interceptions for a 151.2 passer rating on the day. Mayfield became the first rookie QB in NFL history to record a passer rating of at least 150.0 on 20 or more pass attempts in a single game.

By completing 19 of 26 passes (73.1) for 258 yards with four touchdowns and zero interceptions for a 143.9 passer rating in Week 12, he was also the first rookie QB in NFL history to record a 140+ passer rating in consecutive games (minimum 20 attempts).

Week 10 was also the highest mark by a Browns rookie and the fifth-highest rating in team history (minimum of 15 attempts).

ALL-TIME BROWNS PASSING LEADERS:  
RATE IN A GAME (MIN. 15 ATT)

Player	Date	Rate
1t. Otto Graham	Oct. 10, 1954	158.3
1t. Brian Sipe	Oct. 29, 1978	158.3
3. Milt Plum	Nov. 13, 1960	154.8
4. Milt Plum	Oct. 25, 1959	153.9
5. <b>Baker Mayfield</b>	<b>Nov. 11, 2018</b>	<b>151.2</b>

He also joined Aaron Rodgers (Weeks 7, 9-10 in 2011) and Pro Football Hall of Famer Kurt Warner (Weeks 3-5 in 1999) as the only QBs in NFL history to record a passer rating of 140 or higher in consecutive games (minimum 20 attempts). Both Rodgers and Warner did so in three contests and were named Associated Press MVP in those seasons.

REDY TO GO

Mayfield's 115.7 passer rating in the red zone last season was second in the league and was the second-highest mark by a rookie since 2000. His total was also the highest by any Browns QB since 1991.

This season, Mayfield ranks ninth among all QBs in red-zone passer rating (118.8). He also boasts one of the best marks in the NFL since last year, as well as one of the best marks by a Brown.

2019 NFL PASSING LEADERS: RED ZONE RATE

Player	Rate
1. Aaron Rodgers	143.8
2. Ryan Fitzpatrick	141.7
3t. Deshaun Watson	138.2
3t. Dak Prescott	138.2
5. Sam Darnold	137.5
6t. Gardner Minshew	134.0
6t. Derek Carr	134.0
8. Carson Wentz	131.3
9. <b>Baker Mayfield</b>	<b>118.8</b>
10. Eli Manning	112.5

2018-19 NFL PASSING LEADERS: RED ZONE RATE

Player	Rate
1. Ryan Fitzpatrick	141.7
2. Gardner Minshew	134.0
3. <b>Baker Mayfield</b>	<b>116.1</b>
4. Kirk Cousins	113.9
5. Drew Brees	112.0
6. Andrew Luck	111.9
7. Patrick Mahomes	111.2
8. Jacoby Brissett	106.5
9. Andy Dalton	105.4
10. Carson Wentz	104.2
11. Lamar Jackson	104.2

ALL-TIME BROWNS PASSING LEADERS: RED ZONE RATE

Player	Rate
1. <b>Baker Mayfield</b>	<b>116.1</b>
2. Brady Quinn	100.6
3. Josh McCown	97.9
4. Bernie Kosar	96.5
5. Tim Couch	87.9
6. Jeff Garcia	87.3
7. Jason Campbell	82.8
8. Derek Anderson	80.5
9. Trent Dilfer	79.8
10. Brandon Weeden	78.9

TOSSING A STREAK

Mayfield is the first Browns QB since Frank Ryan (1966) to throw for at least one touchdown in 14 consecutive starts. Mayfield has thrown at least one touchdown pass in each of his first 14 career starts and joined Pro Football Hall of Famer Kurt Warner (1999) and Brad Johnson (1996-97) as the only QBs in the Super Bowl era with a touchdown pass in each of his first 14 career starts.


X2

Dating back to last season, Mayfield is tied eighth in the league in games with at least two touchdown passes.

2018-19 NFL PASSING LEADERS: GAMES WITH 2+ TD PASSES

Player	Tot
1. Patrick Mahomes	15
2t. Philip Rivers	14
2t. Russell Wilson	14
4. Andrew Luck	13
5. Matt Ryan	12
6t. Cam Newton	11
6t. Ben Roethlisberger	11
8t. <b>Baker Mayfield</b>	<b>9</b>
8t. Tom Brady	9
8t. Drew Brees	9
8t. Kirk Cousins	9
8t. Jared Goff	9
8t. Aaron Rodgers	9
8t. Matthew Stafford	9
8t. Carson Wentz	9





24 | RB NICK CHUBB

## IN THE NICK OF TIME

Since his rookie season in 2018, RB **Nick Chubb** ranks 10th in the NFL in rushing yards (1,071), eighth in rushing average (5.12) and third in long rushes (92).

### 2018-19 NFL RUSHING LEADERS: YDS (MIN. 100 ATT)

Player	Yds
1. Ezekiel Elliott	1,487
2. Saquon Barkley	1,427
3. Todd Gurley	1,348
4. Christian McCaffrey	1,226
5. Chris Carson	1,197
6. Joe Mixon	1,178
7. Derrick Henry	1,143
8. Marlon Mack	1,082
9. Phillip Lindsay	1,080
10. <b>Nick Chubb</b>	<b>1,071</b>

### 2018-19 NFL RUSHING LEADERS: AVG (MIN. 100 ATT)

Player	Avg
1. Deshaun Watson	5.74
2. Phillip Lindsay	5.32
3. Aaron Jones	5.25
4. Saquon Barkley	5.25
5. Austin Ekeler	5.19
6. Christian McCaffrey	5.15
7. Kerryon Johnson	5.15
8. <b>Nick Chubb</b>	<b>5.12</b>
9. Matt Breida	5.07
10. Melvin Gordon	5.06

### 2018-19 NFL RUSHING LEADERS: LNG

Player	Lng
1. Derrick Henry	99
2. Lamar Miller	97
3. <b>Nick Chubb</b>	<b>92</b>
4. Adrian Peterson	90
5. Saquon Barkley	78
6. Isaiah Crowell	77
7. Kalen Ballage	75
8. Kerryon Johnson	71
9. Dalvin Cook	70
10. Aaron Jones	67

## HISTORY MAKER

According to Elias Sports, out of the 1,200-plus times an NFL player has rushed for 100 yards and two touchdowns in a game, Chubb's Week 4 performance last season made him the only one to do it in three carries or less.

## TURNING AN INCH INTO A MILE

Needing just three carries to rush for over 100 yards, Chubb became the first player to do so since 2007 (Cordarrelle Patterson) and is just the fourth to ever accomplish the feat.

### ALL-TIME NFL RUSHING LEADERS: 100-YRD GAMES (3 OR LESS ATT)

Player	Date	Att	Yds
<b>Nick Chubb</b>	<b>Sept. 30, 2018</b>	<b>3</b>	<b>105</b>
Cordarrelle Patterson	Sept. 7, 2007	3	102
Brian Mitchell	Oct. 1, 2000	2	105
Ken Carpenter	Sept. 24, 1950	3	100

## ANYTHING BUT AVERAGE

Chubb's career 5.12 rushing average was the highest by a Browns RB through his first 17 games (minimum of 150 attempts) since 2000 and is the 10th highest in league history in the same span.

### 2000-19 NFL RUSHING LEADERS: AVG THROUGH FIRST 17 CAREER GAMES (MIN. 150 ATT)

Player	Avg
1. Maurice Jones-Drew	5.62
2. Adrian Peterson	5.55
3. Clinton Portis	5.48
4. Selvin Young	5.44
5. Phillip Lindsay	5.40
6. Ben Tate	5.32
7. Chris Johnson	5.26
8. Saquon Barkley	5.25
9. Jay Ajayi	5.18
10. <b>Nick Chubb</b>	<b>5.12</b>

### 2000-19 BROWNS RUSHING LEADERS: AVG THROUGH FIRST 17 CAREER GAMES (MIN. 150 ATT)

Player	Avg
1. <b>Nick Chubb</b>	<b>5.12</b>
2. Lee Suggs	4.05
3. Terrance West	3.94

## BIG-PLAY BACK

On just 209 rushing attempts, Chubb ties for the eighth-best mark in the league with 30 rushes for 10-plus yards.

### 2018-19 NFL RUSHING LEADERS: RUSH 10+ YDS

Player	10+
1. Ezekiel Elliott	42
2. Todd Gurley	38
3. Christian McCaffrey	36
4t. Saquon Barkley	35
4t. Chris Carson	35
6. Joe Mixon	34
7. Derrick Henry	32
8t. <b>Nick Chubb</b>	30
8t. Phillip Lindsay	30
10. Matt Breida	29

## GOING THE EXTRA MILE

Chubb established himself as one of the league's top big-play backs in 2018, tying for seventh in rushing touchdowns for 10-plus yards. Chubb's 20-plus-yard carries tied for second in the NFL, while his rushing scores of more than 20 yards also tied for second. Now, Chubb has continued the trend in his sophomore season.

### 2018-19 NFL RUSHING LEADERS: TD (10+ YDS)

Player	10+ TD
1. Melvin Gordon	6
2. Saquon Barkley	5
3t. Todd Gurley	4
3t. Ezekiel Elliott	4
3t. Derrick Henry	4
3t. Latavius Murray	4
3t. Josh Allen	4
8t. <b>Nick Chubb</b>	3
8t. James Conner	3
8t. Tevin Coleman	3
8t. Alvin Kamara	3
8t. Dalvin Cook	3
8t. Phillip Lindsay	3
8t. Aaron Jones	3
8t. Kenyan Drake	3

### 2018-19 NFL RUSHING LEADERS: RUSH (20+ YDS)

Player	20+
1. Saquon Barkley	16
2. Todd Gurley II	12
2t. <b>Nick Chubb</b>	11
2t. Ezekiel Elliott	11
2t. Joe Mixon	11

### 2018-19 NFL RUSHING LEADERS: TD (20+ YDS)

Player	20+ TD
1. Saquon Barkley	4
2t. <b>Nick Chubb</b>	3
2t. Three Others	3



## 23 | S DAMARIOUS RANDALL

### TRIPLE THREAT

Entering his fifth year, S Damarious Randall has recorded at least three interceptions in each of his first four NFL seasons, making him just one of four active players to have done so.

### ALL-TIME NFL DEFENSIVE LEADERS: 3+ INT IN FIRST 4 SEASONS (ACTIVE)

Player	Years
<b>Damarious Randall</b>	2015-18
Leon Hall	2007-10
Richard Sherman	2011-14
Marcus Peters	2015-18

Additionally, Randall and Peters are the only current players to have three or more interceptions a season from 2015-18. He also tied for the second-most seasons since 2015 (two) with four-plus interceptions.

### ALL-TIME NFL DEFENSIVE LEADERS: 3+ INT IN FIRST 5 SEASONS (ACTIVE)

Player	No
1t. <b>Damarious Randall</b>	4
1t. Joe Haden	4
1t. Leon Hall	4
1t. Marcus Peters	4
1t. Dominique Rodgers-Cromartie	4
1t. Richard Sherman	4
1t. Tramon Williams	4

### 2015-19 NFL DEFENSIVE LEADERS: INT (ACTIVE)

	Player	G	Int
1.	Marcus Peters	62	22
2.	Reggie Nelson	59	16
3.	Darius Slay	61	15
4t.	<b>Damarious Randall</b>	<b>55</b>	<b>14</b>
4t.	Trumaine Johnson	55	14
6t.	Kevin Byard	49	13
6t.	Ha Ha Clinton-Dix	65	13
6t.	Micah Hyde	63	13
6t.	Earl Thomas	46	13

### QUICK TO PICK

With 14 career interceptions in 46 career starts, Randall ranks No. 2 in picks among active players who have started 45 or fewer career contests.

### NFL DEFENSIVE LEADERS: INT IN 45 OR FEWER STARTS (ACTIVE)

	Player	GS	Int
1.	Duron Harmon	21	15
2.	<b>Damarious Randall</b>	<b>45</b>	<b>14</b>

### BROWNS ONLINE MEDIA CENTER


The Browns PR staff invites media members to utilize the newly launched Browns Media Center available at [browns.1rmg.com](http://browns.1rmg.com).

The online media center is designed to better assist media in their coverage of the Browns. Materials provided by the Browns PR Department on the site include the media schedule, training camp information, transcripts and press releases, feature clips, roster and bios, transactions, press conferences, a photo portal, media request/question link, Browns community information, artwork/logo pack, credential request link, twitter feed and 2019 game-by-game informational breakdown (each week's game release, depth chart, flip card, injury report, game summary, game notes and postgame quotes).

Additionally, there is an archive for information from past seasons.

All information is available to view, download and print on the site and is available via desktop or mobile platform. We encourage you to bookmark the page and familiarize yourself with its benefits.

If you have any questions, please contact a member of the Browns PR staff.



### 85 | TE DAVID NJOKU

### GO LONG

Since 2017, TE **David Njoku** has caught nine passes for 25-plus yards. The total ranks seventh among all TEs during that span. He's also fourth on the Browns all-time list (since 1999) in the same category.

### 1999-2019 BROWNS RECEIVING LEADERS: 25+ YDS REC (TE)

	Player	Years	G	Tgt	Rec	25+
1.	Gary Barnidge	2013-16	61	250	160	16
2.	Kellen Winslow	2004-08	44	361	219	13
3.	Jordan Cameron	2011-14	47	219	130	11
4.	<b>David Njoku</b>	<b>2017-18</b>	<b>32</b>	<b>148</b>	<b>88</b>	<b>9</b>

### CHIEF SLAM

Njoku caught four touchdown passes in 2018, tying him for second on the team. His nine career receiving touchdowns are the second most by a Browns TE in his first two seasons.

### ALL-TIME BROWNS RECEIVING LEADERS: TD IN FIRST THREE YEARS (TE)

	Player	Years	TD
1.	Ozzie Newsome	1978-80	14
2.	<b>David Njoku</b>	<b>2017-19</b>	<b>9</b>
3.	Oscar Roan	1975-77	9

## SCHO OFF

Since 2017, Schobert has been one of the NFL's toughest defenders to get past, totaling 245 tackles (tied for fourth).

### 2017-19 NFL DEFENSIVE LEADERS: TOT TACKLES

	Player	G	Tack	Asst	Tot
1.	Blake Martinez	32	185	101	286
2.	Bobby Wagner	31	181	90	271
3.	Luke Kuechly	31	167	88	255
4t.	<b>Joe Schobert</b>	<b>29</b>	<b>142</b>	<b>103</b>	<b>245</b>
4t.	Demario Davis	32	171	74	245

## THE WARDEN

Among all-time Browns CBs, **Denzel Ward** ranks sixth among the group in PDs through a player's first two years.

### ALL-TIME BROWNS DEFENSIVE LEADERS: PDs IN A PLAYER'S FIRST TWO YEARS (CB)

	Player	Int
1.	Joe Haden	37
2.	Anthony Henry	28
3.	Brandon McDonald	26
4.	Eric Wright	24
5.	Daylon McCutcheon	13
6.	<b>Denzel Ward</b>	<b>11</b>
7.	Daven Holly	10


## BROWNS ROOKIE PRO BOWLERS

• <b>Denzel Ward</b>	CB	2018
• Joe Thomas	OL	2007
• Chip Banks	LB	1983
• Greg Pruitt	KR	1973
• Paul Warfield	WR	1965
• Jim Brown	RB	1957

## 2019 AWARDS AND HONORS

### LB MACK WILSON

- Maurice Bassett Award (most outstanding rookie in training camp as voted by local media)



### HC | FREDDIE KITCHENS

Freddie Kitchens initially joined the Browns as running backs/associate head coach on Jan. 24, 2018. He was promoted to offensive coordinator on Oct. 29, 2018 and named head coach on Jan. 9, 2019.

An assistant coach for 20 years on the college and professional levels prior to being named the Browns' 17th full-time head coach, Kitchens had the opportunity to learn and coach with some of the best to coach the game of football. Kitchens was a graduate assistant at LSU in 2000 under head coach Nick Saban and later broke into the NFL with the Dallas Cowboys in 2006 under Pro Football Hall of Fame head coach Bill Parcells. Kitchens was one of six assistants on that 2006 Cowboys staff who went on to become an NFL head coach (Anthony Lynn, Todd Haley, Tony Sparano, Mike Zimmer and Todd Bowles).

A firm believer that football is more than just X's and O's, Kitchens' core beliefs are about trust, respect and the team over any individual. Kitchens used this philosophy when building his first coaching staff. He wanted a cohesive unit that bases everything on one thing - winning football games. He hired former head coach Steve Wilks as defensive coordinator, offensive guru Todd Monken as offensive coordinator, veteran special teams coach Mike Priefer as special teams coordinator and seasoned offensive line coach James Campen as offensive line/associate head coach.

In 2018, Kitchens took over as Browns' offensive coordinator following Week 9 and helped the team to a dramatic turnaround. During the second half of the season, the Browns finished among the league leaders in several categories including yards per game (fourth with 395.1), passing touchdowns (tied for fourth with 19) and total touchdowns (tied for sixth with 25). Cleveland surrendered just five sacks during the second half of the season - by far the lowest of any team in the league - compared to 33 in the first half. The Browns also scored touchdowns on 19 of 24 trips to the red zone en route to posting a 5-3 record over the final eight weeks.

Kitchens played a key role in the development of several rookies, including QB Baker Mayfield. The No. 1 overall pick set an NFL rookie record with 27 touchdown passes and finished sixth in NFL rookie passing yards with 3,725, despite starting just 13 games. On the ground, RB Nick Chubb set a Browns rookie record with 996 yards, including recording the longest rush in Browns history and the second-longest run by rookie in NFL history (92 yards vs. Atlanta on Nov. 11). In addition, G Joel Bitonio was selected to his first career Pro Bowl and WR Jarvis Landry was named to his fourth Pro Bowl.

Prior to the Browns, Kitchens spent 11 seasons with the Arizona Cardinals. He spent 2017 as running backs coach. He was also quarterbacks coach for four years (2013-16) and tight ends coach for six seasons (2007-12).

In 2017, Arizona acquired Adrian Peterson during a midseason trade. Peterson, who ranks 12th on the NFL all-time rushing list, led the Cardinals in rushing yards despite playing just six games.

"Benjamin E. Mays had a quote, 'those who start behind in the game of life must run faster to catch up.' I have been running fast my whole life. I think that is going to carry over into this program. I think the program of the football team, the product that you put on the field, is in direct correlation of how the coach is. That is the way I have been my whole life."

**- FREDDIE KITCHENS INTRODUCTORY PRESS CONFERENCE, JAN. 14, 2019**



During his time as quarterbacks coach, Kitchens helped Carson Palmer establish multiple single-season team records, including passing yards (4,671), touchdown passes (35) and passer rating (104.6). Palmer also became the only player in Cardinals history to throw for 4,000 yards in multiple seasons (2013, 2015-16). In 2015, the Cardinals had the top-ranked offense in the NFL for the first time in team history and set numerous single-season team records including points (489), touchdowns (59), touchdown passes (35), total net yards (6,533) and first downs (373).

In his final season as tight ends coach, Rob Housler recorded 42 receptions, the third-highest figure by a tight end in Cardinals history. In 2007, Arizona finished tied for fourth in the league with 32 passing touchdowns with eight coming from the tight end group.

Kitchens began his NFL coaching career in 2006 as the tight ends coach with the Dallas Cowboys. In 2006, Kitchens worked with Jason Witten, who was selected to the Pro Bowl.

Prior to the NFL, Kitchens spent seven years coaching on the college level with stops at Mississippi State (2004-05), North Texas (2001-03), Louisiana State (2000) and Glenville State (1999).

A three-year starter at quarterback for the University of Alabama (1995-97), Kitchens finished his playing career with 4,668 yards and 30 touchdown passes for the Crimson Tide. He finished his collegiate career ranked third in school history in career attempts, fourth in career passing yards and fifth in career completions. Kitchens also played baseball at Alabama his freshman and senior seasons, but a pectoral injury forced him to miss his sophomore and junior campaigns.

Kitchens returned to Alabama in April 2019 for a coaching clinic hosted by Nick Saban. As one of the featured speakers, Kitchens stressed that everyone has five choices in life – be bad at what you do, be average, be good, be excellent or be elite. He emphasized if you want to be excellent or elite, you have to have commitment, drive, focus and the passion to do things at a high level and hold yourself to a high standard.

A native of Gadsden, Ala., Kitchens earned high school All-America honors and was named Mr. Football in the state of Alabama his senior season.

Kitchens and his wife, Ginger, have two daughters, Bennett and Camden.



## KITCHENS' BACKGROUND

1999	Glenville State College, offensive assistant
2000	Louisiana State University, graduate assistant
2001-03	North Texas University, running backs coach
2004	Mississippi State University, tight ends coach
2005	Mississippi State University, running backs coach
2006	Dallas Cowboys, tight ends coach
2007-12	Arizona Cardinals, tight ends coach
2013-16	Arizona Cardinals, quarterbacks coach
2017	Arizona Cardinals, running backs coach
2018	Cleveland Browns, running backs coach/associate head coach (first eight games)/ offensive coordinator (final eight games)
2019-	Cleveland Browns, head coach

## THE KITCHEN STAFF

**Steve Wilks** (defensive coordinator); **Todd Monken** (offensive coordinator); **Mike Priefer** (special teams coordinator); **James Campen** (offensive line/associate head coach); **Al Holcomb** (run game coordinator/linebackers); **Stump Mitchell** (run game coordinator/running backs); **Joe Whitt** (pass game coordinator/secondary); **Jeff Blasko** (assistant offensive line); **Josh Christovich** (strength and conditioning assistant); **Doug Colman** (assistant special teams); **Jim Dray** (offensive quality control coach); **Alonso Escalante** (defensive quality control); **Monty Gibson** (strength and conditioning assistant); **Adam Henry** (wide receivers); **Ryan Hollern** (assistant to the head coach); **Larry Jackson** (head of strength and conditioning); **Chris Jones** (senior defensive assistant); **Dale Jones** (strength and conditioning assistant); **John Lilly** (tight ends); **Ryan Lindley** (quarterbacks); **Evan Marcus** (strength and conditioning coordinator); **Tosh Lupoi** (defensive line); **John Parrella** (assistant defensive line); **Tyler Tettleton** (offensive quality control coach); **DeWayne Walker** (defensive backs); **Jody Wright** (offensive assistant)

# ALPHABETICAL ROSTER AS OF 9/17/2019

NO	NAME	POS	HT	WT	DOB	AGE	EXP	COLLEGE	HOMETOWN	HOW ACQ
55	Avery, Genard	DE	6-0	250	4/26/95	24	2	Memphis	Grenada, Miss.	D5 - '18
13	Beckham Jr., Odell	WR	5-11	198	11/5/92	26	6	Louisiana State	New Orleans, La.	Tr. (NYG) - '19
75	Bitonio, Joel	G	6-4	320	10/11/91	27	6	Nevada	Long Beach, Calif.	D2 - '14
86	Brown, Pharaoh	TE	6-6	258	5/4/94	25	2	Oregon	Lyndhurst, Ohio	FA - '18
42	Burnett, Morgan	S	6-1	210	1/13/89	30	10	Georgia Tech	College Park, Ga.	FA - '19
38	Carrie, T.J.	CB	6-0	204	7/28/90	29	6	Ohio	Antioch, Calif.	UFA (Oak.) - '18
24	Chubb, Nick	RB	5-11	227	12/27/95	23	2	Georgia	Cedartown, Ga.	D2b - '18
63	Corbett, Austin	C	6-4	306	9/5/95	24	2	Nevada	Sparks, Nev.	D2a - '18
96	Ekuale, Daniel	DT	6-3	300	1/13/94	25	1	Washington State	Pago Pago, American Samoa	FA - '19
95	Garrett, Myles	DE	6-4	272	12/29/95	23	3	Texas A&M	Arlington, Texas	D1a - '17
3	Gilbert, Garrett	QB	6-4	230	7/1/91	28	2	SMU	Austin, Texas	FA - '19
7	Gillan, Jamie	P	6-1	207	7/4/97	22	R	Arkansas Pine Bluff	Leonardtown, Md.	FA - '19
88	Harris, Demetrius	TE	6-7	230	7/29/91	28	6	Miwaukee	Jacksonville, Ark.	UFA (K.C.) - '19
81	Higgins, Rashard	WR	6-1	198	10/7/94	24	4	Colorado State	Dallas, Texas	D5c - '16
25	Hilliard, Dontrell	RB	5-11	202	2/26/95	24	2	Tulane	Baton Rouge, La.	FA - '18
12	Hodge, KhaDarel	WR	6-2	205	1/3/95	24	2	Prairie View A&M	D'Lo, Miss.	W. (LAR) - '19
74	Hubbard, Chris	T	6-4	295	4/23/91	28	6	UAB	Columbus, Ga.	UFA (Pit.) - '18
47	Hughlett, Charley	LS	6-4	248	5/16/90	29	5	Central Florida	Tampa, Fla.	FA - '14
40	Jefferson, Malik	LB	6-2	240	11/15/96	22	2	Texas	Mesquite, Texas	W. (Cin.) - '19
30	Johnson, D'Ernest	RB	5-10	208	2/27/96	23	1	South Florida	Immokalee, Fla.	FA - '19
58	Kirksey, Christian	LB	6-2	235	8/31/92	27	6	Iowa	St. Louis, Mo.	D3a - '14
72	Kush, Eric	G	6-4	317	9/9/89	30	7	California (Pa.)	Bridgeville, Pa.	UFA (Chi.) - '19
70	Lamm, Kendall	T	6-5	310	6/5/92	27	5	Appalachian State	Charlotte, N.C.	UFA (Hou.) - '19
80	Landry, Jarvis	WR	5-11	196	11/28/92	26	6	Louisiana State	Metairie, La.	Tr. (Mia.) - '18
99	Lawrence, Devaroe	DT	6-2	295	10/13/92	26	1	Auburn	Greenville, S.C.	FA - '19
6	Mayfield, Baker	QB	6-1	215	4/14/95	24	2	Oklahoma	Austin, Texas	D1a - '18
67	McCray, Justin	G	6-3	315	5/31/92	27	3	Central Florida	Miami, Fla.	Tr. (G.B.) - '19
36	McGuire, Elijah	RB	5-10	214	6/1/94	25	3	Louisiana	Houma, La.	FA - '19
39	Mitchell, Terrance	CB	5-11	191	5/17/92	27	6	Oregon	Sacramento, Calif.	UFA (K.C.) - '18
22	Murray, Eric	S	5-11	199	1/7/94	25	4	Minnesota	Riverside, Wis.	Tr. (K.C.) - '19
85	Njoku, David	TE	6-4	246	7/10/96	23	3	Miami (Fla.)	Cedar Grove, N.J.	D1c - '17
65	Ogunjobi, Larry	DT	6-3	305	6/3/94	25	3	Charlotte	Greensboro, N.C.	D3 - '17
23	Randall, Damarius	S	5-11	196	8/29/92	27	5	Arizona State	Pensacola, Fla.	Tr. (G.B.) - '18
18	Ratley, Damion	WR	6-2	200	4/16/95	24	2	Texas A&M	Yoakum, Texas	D6a - '18
29	Redwine, Sheldrick	S	6-0	196	11/6/96	22	R	Miami (Fla.)	Miami, Fla.	D4 - '19
98	Richardson, Sheldon	DT	6-3	294	11/29/90	28	7	Missouri	St. Louis, Mo.	UFA (Min.) - '19
78	Robinson, Greg	T	6-5	330	10/21/92	26	6	Auburn	Thibodaux, La.	FA - '18
53	Schobert, Joe	LB	6-1	245	11/6/93	25	4	Wisconsin	Waukesha, Wis.	D4a - '16
83	Seals-Jones, Ricky	TE	6-5	243	3/15/95	24	3	Texas A&M	Sealy, Texas	W. (Arz.) - '19
4	Seibert, Austin	K	5-9	211	11/15/96	22	R	Oklahoma	Belleville, Ill.	D5b - '19
50	Smith, Chris	DE	6-1	266	2/11/92	27	6	Arkansas	Mount Ulla, N.C.	UFA (Cin.) - '18
44	Takitaki, Sione	LB	6-1	238	6/8/95	24	R	Brigham Young	Fontana, Calif.	D3 - '19
57	Taylor, Adarius	LB	6-0	230	9/21/90	29	6	Florida Atlantic	Bartow, Fla.	UFA (T.B.) - '19
10	Taylor, Taywan	WR	5-11	205	3/2/95	24	3	Western Kentucky	Louisville, Ky.	Tr. (Ten.) - '19
77	Teller, Wyatt	G	6-4	315	11/21/94	24	2	Virginia Tech	Beaeton, Va.	Tr. (Buf.) - '19
92	Thomas, Chad	DE	6-5	278	10/12/95	23	2	Miami (Fla.)	Miami, Fla.	D3 - '18
20	Thomas, Tavierre	CB	5-10	205	3/11/96	23	2	Ferris State	Detroit, Mich.	W. (Arz.) - '18
64	Tretter, JC	C	6-4	307	2/12/91	28	7	Cornell	Akron, N.Y.	UFA (G.B.) - '17
54	Vernon, Olivier	DE	6-2	262	10/7/90	28	8	Miami (Fla.)	Miami, Fla.	Tr. (NYG) - '19
21	Ward, Denzel	CB	5-11	190	4/28/97	22	2	Ohio State	Macedonia, Ohio	D1b - '18
35	Whitehead, Jermaine	S	5-11	195	3/12/93	26	4	Auburn	Greenwood, Miss.	W. (G.B.) - '18
51	Wilson, Mack	LB	6-1	233	2/14/98	21	R	Alabama	Montgomery, Ala.	D5a - '19
26	Williams, Greedy	CB	6-2	185	12/3/97	21	R	Louisiana State	Shreveport, La.	D2 - '19

## Reserve/Injured (5):

77	Falemaka, Lo (shoulder, 7/28)	C	6-5	303	11/30/94	24	R	Utah	West Valley City, Utah	FA - '19
79	Forbes, Drew (knee, 9/2)	T	6-5	308	1/18/97	22	R	Southwest Missouri State	Bonne Terre, Mo.	D6 - '19
48	Kerridge, Joe (concussion, 8/30)	FB	6-0	246	9/17/92	27	3	Michigan	Traverse City, Mich.	FA - '19
15	Montgomery, D.J. (hamstring, 8/21)	WR	6-1	201	11/17/96	22	R	Austin Peay	Durant, Miss.	FA - '19
5	Stanton, Drew (knee, 9/16)	QB	6-3	226	5/7/84	35	13	Michigan State	Farmington Hills, Mich.	UFA (Arz.) - '18

## Reserve/Suspended by Commissioner (2):

11	Callaway, Antonio	WR	5-11	200	1/9/97	22	2	Florida	Miami, Fla.	D4 - '18
27	Hunt, Kareem	RB	5-11	216	8/6/95	24	3	Toledo	Willoughby, Ohio	FA - '19

## Practice Squad (10):

90	Bryant, Brandin	DT	6-3	294	9/16/93	26	1	Florida Atlantic	Omaha, Neb.	FA - '19
89	Carlson, Stephen	TE	6-4	240	12/12/96	22	R	Princeton	Jamestown, N.Y.	FA - '19
17	Gibson, Shelton	WR	5-11	191	3/20/95	24	2	West Virginia	Cleveland, Ohio	FA - '19
71	Colsett, Colby	G	6-5	330	6/23/95	24	1	Appalachian State	Cumming, Ga.	FA - '19
56	Harvey, Willie	LB	5-11	230	1/9/96	23	R	Iowa State	Hastings, Fla.	FA - '19
49	Hassell, J.T.	S	5-11	200	8/14/95	24	R	Florida Tech	Titusville, Fla.	FA - '19
34	Jackson, Robert	CB	6-2	207	12/8/93	25	1	UNLV	Fort Myers, Fla.	FA - '19
33	Sankoh, Tigie#	S	5-11	214	11/4/97	21	1	Greenwich	London, England	FA - '19
84	Willies, Derrick	WR	6-4	207	10/17/94	24	2	Texas Tech	San Bernardino, Calif.	FA - '19
66	Wright, Willie	C	6-3	300	2/25/96	23	R	Tulsa	Houston, Texas	FA - '19

# Member of NFL's International Player Development program and does not count against roster limit.

# NUMERICAL ROSTER AS OF 9/17/2019

NO	NAME	POS	HT	WT	DOB	AGE	EXP	COLLEGE	HOMETOWN	HOW ACQ
3	Garrett Gilbert	QB	6-4	230	7/1/91	28	2	SMU	Austin, Texas	FA - '19
4	Austin Seibert	K	5-9	211	11/15/96	22	R	Oklahoma	Belleville, Ill.	D5b - '19
6	Baker Mayfield	QB	6-1	215	4/14/95	24	2	Oklahoma	Austin, Texas	D1a - '18
7	Jamie Gillan	P	6-1	207	7/4/97	22	R	Arkansas Pine Bluff	Leonardtown, Md.	FA - '19
10	Taywan Taylor	WR	5-11	205	3/2/95	24	3	Western Kentucky	Louisville, Ky.	Tr. (Ten.) - '19
12	KhaDarel Hodge	WR	6-2	205	1/3/95	24	2	Prairie View A&M	D'Lo, Miss.	W. (LAR) - '19
13	Odell Beckham Jr.	WR	5-11	198	11/5/92	26	6	Louisiana State	New Orleans, La.	Tr. (NYG) - '19
18	Damion Ratley	WR	6-2	200	4/16/95	24	2	Texas A&M	Yoakum, Texas	D6a - '18
20	Tavierre Thomas	CB	5-10	205	3/11/96	23	2	Ferris State	Detroit, Mich.	W. (Arz.) - '18
21	Denzel Ward	CB	5-11	190	4/28/97	22	2	Ohio State	Macedonia, Ohio	D1b - '18
22	Eric Murray	S	5-11	199	1/7/94	25	4	Minnesota	Riverside, Wis.	Tr. (K.C.) - '19
23	Damarious Randall	S	5-11	196	8/29/92	27	5	Arizona State	Pensacola, Fla.	Tr. (G.B.) - '18
24	Nick Chubb	RB	5-11	227	12/27/95	23	2	Georgia	Cedartown, Ga.	D2b - '18
25	Dontrell Hilliard	RB	5-11	202	2/26/95	24	2	Tulane	Baton Rouge, La.	FA - '18
26	Greedy Williams	CB	6-2	185	12/3/97	21	R	Louisiana State	Shreveport, La.	D2 - '19
29	Sheldrick Redwine	S	6-0	196	11/6/96	22	R	Miami (Fla.)	Miami, Fla.	D4 - '19
30	D'Ernest Johnson	RB	5-10	208	2/27/96	23	1	South Florida	Immokalee, Fla.	FA - '19
35	Jermaine Whitehead	S	5-11	195	3/12/93	26	4	Auburn	Greenwood, Miss.	W. (G.B.) - '18
36	Elijah McGuire	RB	5-10	214	6/1/94	25	3	Louisiana	Houma, La.	FA - '19
38	T.J. Carrie	CB	6-0	204	7/28/90	29	6	Ohio	Antioch, Calif.	UFA (Oak.) - '18
39	Terrance Mitchell	CB	5-11	191	5/17/92	27	6	Oregon	Sacramento, Calif.	UFA (K.C.) - '18
40	Malik Jefferson	LB	6-2	240	11/15/96	22	2	Texas	Mesquite, Texas	W. (Cin.) - '19
42	Morgan Burnett	S	6-1	210	1/13/89	30	10	Georgia Tech	College Park, Ga.	FA - '19
44	Sione Takitaki	LB	6-1	238	6/8/95	24	R	Brigham Young	Fontana, Calif.	D3 - '19
47	Charley Hughlett	LS	6-4	248	5/16/90	29	5	Central Florida	Tampa, Fla.	FA - '14
50	Chris Smith	DE	6-1	266	2/11/92	27	6	Arkansas	Mount Ulla, N.C.	UFA (Cin.) - '18
51	Mack Wilson	LB	6-1	233	2/14/98	21	R	Alabama	Montgomery, Ala.	D5a - '19
53	Joe Schobert	LB	6-1	245	11/6/93	25	4	Wisconsin	Waukesha, Wis.	D4a - '16
54	Olivier Vernon	DE	6-2	262	10/7/90	28	8	Miami (Fla.)	Miami, Fla.	Tr. (NYG) - '19
55	Genard Avery	DE	6-0	250	4/26/95	24	2	Memphis	Grenada, Miss.	D5 - '18
57	Adarius Taylor	LB	6-0	230	9/21/90	29	6	Florida Atlantic	Bartow, Fla.	UFA (T.B.) - '19
58	Christian Kirksey	LB	6-2	235	8/31/92	27	6	Iowa	St. Louis, Mo.	D3a - '14
63	Austin Corbett	C	6-4	306	9/5/95	24	2	Nevada	Sparks, Nev.	D2a - '18
64	JC Tretter	C	6-4	307	2/12/91	28	7	Cornell	Akron, N.Y.	UFA (G.B.) - '17
65	Larry Ogunjobi	DT	6-3	305	6/3/94	25	3	Charlotte	Greensboro, N.C.	D3 - '17
67	Justin McCray	G	6-3	315	5/31/92	27	3	Central Florida	Miami, Fla.	Tr. (G.B.) - '19
70	Kendall Lamm	T	6-5	310	6/5/92	27	5	Appalachian State	Charlotte, N.C.	UFA (Hou.) - '19
72	Eric Kush	G	6-4	317	9/9/89	30	7	California (Pa.)	Bridgeville, Pa.	UFA (Chi.) - '19
74	Chris Hubbard	T	6-4	295	4/23/91	28	6	UAB	Columbus, Ga.	UFA (Pit.) - '18
75	Joel Bitonio	G	6-4	320	10/11/91	27	6	Nevada	Long Beach, Calif.	D2 - '14
77	Wyatt Teller	G	6-4	315	11/21/94	24	2	Virginia Tech	Bealeton, Va.	Tr. (Buf.) - '19
78	Greg Robinson	T	6-5	330	10/21/92	26	6	Auburn	Thibodaux, La.	FA - '18
80	Jarvis Landry	WR	5-11	196	11/28/92	26	6	Louisiana State	Metairie, La.	Tr. (Mia.) - '18
81	Rashard Higgins	WR	6-1	198	10/7/94	24	4	Colorado State	Dallas, Texas	D5c - '16
83	Ricky Seals-Jones	TE	6-5	243	3/15/95	24	3	Texas A&M	Sealy, Texas	W. (Arz.) - '19
85	David Njoku	TE	6-4	246	7/10/96	23	3	Miami (Fla.)	Cedar Grove, N.J.	D1c - '17
86	Pharaoh Brown	TE	6-6	258	5/4/94	25	2	Oregon	Lyndhurst, Ohio	FA - '18
88	Demetrius Harris	TE	6-7	230	7/29/91	28	6	Miwaukee	Jacksonville, Ark.	UFA (K.C.) - '19
92	Chad Thomas	DE	6-5	278	10/12/95	23	2	Miami (Fla.)	Miami, Fla.	D3 - '18
95	Myles Garrett	DE	6-4	272	12/29/95	23	3	Texas A&M	Arlington, Texas	D1a - '17
96	Daniel Ekuale	DT	6-3	300	1/13/94	25	1	Washington State	Pago Pago, American Samoa	FA - '19
98	Sheldon Richardson	DT	6-3	294	11/29/90	28	7	Missouri	St. Louis, Mo.	UFA (Min.) - '19
99	Devaroe Lawrence	DT	6-2	295	10/13/92	26	1	Auburn	Greenville, S.C.	FA - '19

## Reserve/Injured (5):

5	Drew Stanton (knee, 9/16)	QB	6-3	226	5/7/84	35	13	Michigan State	Farmington Hills, Mich.	UFA (Arz.) - '18
15	D.J. Montgomery (hamstring, 8/21)	WR	6-1	201	11/17/96	22	R	Austin Peay	Durant, Miss.	FA - '19
48	Joe Kerridge (concussion, 8/30)	FB	6-0	246	9/17/92	27	3	Michigan	Traverse City, Mich.	FA - '19
77	Lo Falemaka (shoulder, 7/28)	C	6-5	303	11/30/94	24	R	Utah	West Valley City, Utah	FA - '19
79	Drew Forbes (knee, 9/2)	T	6-5	308	1/18/97	22	R	Southeast Missouri State	Bonne Terre, Mo.	D6 - '19

## Reserve/Suspended by Commissioner (2):

11	Antonio Callaway	WR	5-11	200	1/9/97	22	2	Florida	Miami, Fla.	D4 - '18
27	Kareem Hunt	RB	5-11	216	8/6/95	24	3	Toledo	Willoughby, Ohio	FA - '19

## Practice Squad (10):

17	Shelton Gibson	WR	5-11	191	3/20/95	24	2	West Virginia	Cleveland, Ohio	FA - '19
34	Robert Jackson	CB	6-2	207	12/8/93	25	1	UNLV	Fort Myers, Fla.	FA - '19
33	Tigie Sankoh#	S	5-11	214	11/4/97	21	1	Greenwich	London, England	FA - '19
49	J.T. Hassell	S	5-11	200	8/14/95	24	R	Florida Tech	Titusville, Fla.	FA - '19
56	Willie Harvey	LB	5-11	230	1/9/96	23	R	Iowa State	Hastings, Fla.	FA - '19
66	Willie Wright	C	6-3	300	2/25/96	23	R	Tulsa	Houston, Texas	FA - '19
71	Colby Gossett	G	6-5	330	6/23/95	24	1	Appalachian State	Cumming, Ga.	FA - '19
84	Derrick Willies	WR	6-4	207	10/17/94	24	2	Texas Tech	San Bernadino, Calif.	FA - '19
89	Stephen Carlson	TE	6-4	240	12/12/96	22	R	Princeton	Jamestown, N.Y.	FA - '19
90	Brandin Bryant	DT	6-3	294	9/16/93	26	1	Florida Atlantic	Omaha, Neb.	FA - '19

# Member of NFL's International Player Development program and does not count against roster limit.

# ROSTER BY POSITION AS OF 9/17/2019

	<u>QUARTERBACKS (3)</u>	<u>POS</u>	<u>HT</u>	<u>WT</u>	<u>DOB</u>	<u>AGE</u>	<u>EXP</u>	<u>COLLEGE</u>	<u>HOMETOWN</u>	<u>HOW ACO</u>
3	Gilbert, Garrett	QB	6-4	230	7/1/91	28	2	SMU	Austin, Texas	FA - '19
6	Mayfield, Baker	QB	6-1	215	4/14/95	24	2	Oklahoma	Austin, Texas	D1a - '18
* 5	Stanton, Drew	QB	6-3	226	5/7/84	35	13	Michigan State	Farmington Hills, Mich.	UFA (Arz.) - '18
<b><u>RUNNING BACKS (6)</u></b>										
24	Chubb, Nick	RB	5-11	227	12/27/95	23	2	Georgia	Cedartown, Ga.	D2b - '18
25	Hilliard, Dontrell	RB	5-11	202	2/26/95	24	2	Tulane	Baton Rouge, La.	FA - '18
* 27	Hunt, Kareem	RB	5-11	216	8/6/95	24	3	Toledo	Willoughby, Ohio	FA - '19
30	Johnson, D'Ernest	RB	5-10	208	2/27/96	23	1	South Florida	Immokalee, Fla.	FA - '19
* 48	Kerridge, Joe	FB	6-0	246	9/17/92	27	3	Michigan	Traverse City, Mich.	FA - '19
36	McGuire, Elijah	RB	5-10	214	6/1/94	25	3	Louisiana	Houma, La.	FA - '19
<b><u>WIDE RECEIVERS (8)</u></b>										
13	Beckham Jr., Odell	WR	5-11	198	11/5/92	26	6	Louisiana State	New Orleans, La.	Tr. (NYG) - '19
* 11	Callaway, Antonio	WR	5-11	200	1/9/97	22	2	Florida	Miami, Fla.	D4 - '18
81	Higgins, Rashard	WR	6-1	198	10/7/94	24	4	Colorado State	Dallas, Texas	D5c - '16
12	Hodge, KhaDarel	WR	6-2	205	1/3/95	24	2	Prairie View A&M	D'Lo, Miss.	W. (LAR) - '19
80	Landry, Jarvis	WR	5-11	196	11/28/92	26	6	Louisiana State	Metairie, La.	Tr. (Mia.) - '18
* 15	Montgomery, D.J.	WR	6-1	201	11/17/96	22	R	Austin Peay	Durant, Miss.	FA - '19
18	Ratley, Damion	WR	6-2	200	4/16/95	24	2	Texas A&M	Yoakum, Texas	D6a - '18
10	Taylor, Taywan	WR	5-11	205	3/2/95	24	3	Western Kentucky	Louisville, Ky.	Tr. (Ten.) - '19
<b><u>TIGHT ENDS (4)</u></b>										
86	Brown, Pharaoh	TE	6-6	258	5/4/94	25	2	Oregon	Lyndhurst, Ohio	FA - '18
88	Harris, Demetrius	TE	6-7	230	7/29/91	28	6	Miwaukee	Jacksonville, Ark.	UFA (K.C.) - '19
85	Njoku, David	TE	6-4	246	7/10/96	23	3	Miami (Fla.)	Cedar Grove, N.J.	D1c - '17
83	Seals-Jones, Ricky	TE	6-5	243	3/15/95	24	3	Texas A&M	Sealy, Texas	W. (Arz.) - '19
<b><u>OFFENSIVE LINEMEN (11)</u></b>										
75	Bitonio, Joel	G	6-4	320	10/11/91	27	6	Nevada	Long Beach, Calif.	D2 - '14
63	Corbett, Austin	C	6-4	306	9/5/95	24	2	Nevada	Sparks, Nev.	D2a - '18
* 77	Falemaka, Lo	C	6-5	303	11/30/94	24	R	Utah	West Valley City, Utah	FA - '19
* 79	Forbes, Drew	T	6-5	308	1/18/97	22	R	Southeast Missouri State	Bonne Terre, Mo.	D6 - '19
74	Hubbard, Chris	T	6-4	295	4/23/91	28	6	UAB	Columbus, Ga.	UFA (Pit.) - '18
72	Kush, Eric	G	6-4	317	9/9/89	30	7	California (Pa.)	Bridgeville, Pa.	UFA (Chi.) - '19
70	Lamm, Kendall	T	6-5	310	6/5/92	27	5	Appalachian State	Charlotte, N.C.	UFA (Hou.) - '19
67	McCray, Justin	G	6-3	315	5/31/92	27	3	Central Florida	Miami, Fla.	Tr. (G.B.) - '19
78	Robinson, Greg	T	6-5	330	10/21/92	26	6	Auburn	Thibodaux, La.	FA - '18
77	Teller, Wyatt	G	6-4	315	11/21/94	24	2	Virginia Tech	Bealeton, Va.	Tr. (Buf.) - '19
64	Tretter, JC	C	6-4	307	2/12/91	28	7	Cornell	Akron, N.Y.	UFA (G.B.) - '17
<b><u>DEFENSIVE LINEMEN (9)</u></b>										
55	Avery, Genard	DE	6-0	250	4/26/95	24	2	Memphis	Grenada, Miss.	D5 - '18
96	Ekualé, Daniel	DT	6-3	300	1/13/94	25	1	Washington State	Pago Pago, American Samoa	FA - '19
95	Garrett, Myles	DE	6-4	272	12/29/95	23	3	Texas A&M	Arlington, Texas	D1a - '17
99	Lawrence, Devaroe	DT	6-2	295	10/13/92	26	1	Auburn	Greenville, S.C.	FA - '19
65	Ogunjobi, Larry	DT	6-3	305	6/3/94	25	3	Charlotte	Greensboro, N.C.	D3 - '17
98	Richardson, Sheldon	DT	6-3	294	11/29/90	28	7	Missouri	St. Louis, Mo.	UFA (Min.) - '19
50	Smith, Chris	DE	6-1	266	2/11/92	27	6	Arkansas	Mount Ulla, N.C.	UFA (Cin.) - '18
92	Thomas, Chad	DE	6-5	278	10/12/95	23	2	Miami (Fla.)	Miami, Fla.	D3 - '18
54	Vernon, Olivier	DE	6-2	262	10/7/90	28	8	Miami (Fla.)	Miami, Fla.	Tr. (NYG) - '19
<b><u>LINEBACKERS (6)</u></b>										
58	Kirksey, Christian	LB	6-2	235	8/31/92	27	6	Iowa	St. Louis, Mo.	D3a - '14
40	Jefferson, Malik	LB	6-2	240	11/15/96	22	2	Texas	Mesquite, Texas	W. (Cin.) - '19
53	Schobert, Joe	LB	6-1	245	11/6/93	25	4	Wisconsin	Waukesha, Wis.	D4a - '16
44	Takitaki, Sione	LB	6-1	238	6/8/95	24	R	Brigham Young	Fontana, Calif.	D3 - '19
57	Taylor, Adarius	LB	6-0	230	9/21/90	29	6	Florida Atlantic	Bartow, Fla.	UFA (T.B.) - '19
51	Wilson, Mack	LB	6-1	233	2/14/98	21	R	Alabama	Montgomery, Ala.	D5a - '19
<b><u>DEFENSIVE BACKS (10)</u></b>										
42	Burnett, Morgan	S	6-1	210	1/13/89	30	10	Georgia Tech	College Park, Ga.	FA - '19
38	Carrie, T.J.	CB	6-0	204	7/28/90	29	6	Ohio	Antioch, Calif.	UFA (Oak.) - '18
39	Mitchell, Terrance	CB	5-11	191	5/17/92	27	6	Oregon	Sacramento, Calif.	UFA (K.C.) - '18
22	Murray, Eric	S	5-11	199	1/7/94	25	4	Minnesota	Riverside, Wis.	Tr. (K.C.) - '19
23	Randall, Damarious	S	5-11	196	8/29/92	27	5	Arizona State	Pensacola, Fla.	Tr. (G.B.) - '18
29	Redwine, Sheldrick	S	6-0	196	11/6/96	22	R	Miami (Fla.)	Miami, Fla.	D4 - '19
20	Thomas, Tavierre	CB	5-10	205	3/11/96	23	2	Ferris State	Detroit, Mich.	W. (Arz.) - '18
21	Ward, Denzel	CB	5-11	190	4/28/97	22	2	Ohio State	Macedonia, Ohio	D1b - '18
35	Whitehead, Jermaine	S	5-11	195	3/12/93	26	4	Auburn	Greenwood, Miss.	W. (G.B.) - '18
26	Williams, Greedy	CB	6-2	185	12/3/97	21	R	Louisiana State	Shreveport, La.	D2 - '19
<b><u>SPECIALISTS (3)</u></b>										
7	Gillan, Jamie	P	6-1	207	7/4/97	22	R	Arkansas Pine-Bluff	Leonardtown, Md.	FA - '19
47	Hughlett, Charley	LS	6-4	248	5/16/90	29	5	Central Florida	Tampa, Fla.	FA - '14
4	Seibert, Austin	K	5-9	211	11/15/96	22	R	Oklahoma	Belleville, Ill.	D5b - '19

\* Denotes player on a reserve list



# ROSTER BY EXPERIENCE AS OF 9/17/2019

	NO	NAME	POS	HT	WT	DOB	AGE	EXP	COLLEGE	HOMETOWN	HOW ACQ
13th Year (1)	* 5	Stanton, Drew	QB	6-3	226	5/7/84	35	13	Michigan State	Farmington Hills, Mich.	UFA (Arz.) - '18
10th Year (1)	42	Burnett, Morgan	S	6-1	210	1/13/89	30	9	Georgia Tech	College Park, Ga,	FA - '19
8th Year (1)	54	Vernon, Olivier	DE	6-2	262	10/7/90	28	8	Miami (Fla.)	Miami, Fla.	Tr. (NYG) - '19
7th Year (3)	72	Kush, Eric	G	6-4	317	9/9/89	30	7	California (Pa.)	Bridgeville, Pa.	UFA (Chi.) - '19
	98	Richardson, Sheldon	DT	6-3	294	11/29/90	28	7	Missouri	St. Louis, Mo.	UFA (Min.) - '19
	64	Tretter, JC	C	6-4	307	2/12/91	28	7	Cornell	Akron, N.Y.	UFA (G.B.) - '17
6th Year (11)	57	Taylor, Adarius	LB	6-0	230	9/21/90	29	6	Florida Atlantic	Bartow, Fla.	UFA (T.B.) - '19
	13	Beckham Jr., Odell	WR	5-11	198	11/5/92	26	6	Louisiana State	New Orleans, La.	Tr. (NYG) - '19
	75	Bitonio, Joel	G	6-4	320	10/11/91	27	6	Nevada	Long Beach, Calif.	D2 - '14
	38	Carrie, T.J.	CB	6-0	204	7/28/90	29	6	Ohio	Antioch, Calif.	UFA (Oak.) - '18
	88	Harris, Demetrius	TE	6-7	230	7/29/91	28	6	Miwaukeee	Jacksonville, Ark.	UFA (K.C.) - '19
	74	Hubbard, Chris	T	6-4	295	4/23/91	28	6	UAB	Columbus, Ga.	UFA (Pit.) - '18
	58	Kirksey, Christian	LB	6-2	235	8/31/92	27	6	Iowa	St. Louis, Mo.	D3a - '14
	80	Landry, Jarvis	WR	5-11	196	11/28/92	26	6	Louisiana State	Metairie, La.	Tr. (Mia.) - '18
	39	Mitchell, Terrance	CB	5-11	191	5/17/92	27	6	Oregon	Sacramento, Calif.	UFA (K.C.) - '18
	78	Robinson, Greg	T	6-5	330	10/21/92	26	6	Auburn	Thibodaux, La.	FA - '18
	50	Smith, Chris	DE	6-1	266	2/11/92	27	6	Arkansas	Mount Ulla, N.C.	UFA (Cin.) - '18
5th Year (3)	47	Hughlett, Charley	LS	6-4	248	5/16/90	29	5	Central Florida	Tampa, Fla.	FA - '14
	70	Lamm, Kendall	T	6-5	310	6/5/92	27	5	Appalachian State	Charlotte, N.C.	UFA (Hou.) - '19
	23	Randall, Damarius	S	5-11	196	8/29/92	27	5	Arizona State	Pensacola, Fla.	Tr. (G.B.) - '18
4th Year (4)	81	Higgins, Rashard	WR	6-1	198	10/7/94	24	4	Colorado State	Dallas, Texas	D5c - '16
	22	Murray, Eric	S	5-11	199	1/7/94	25	4	Minnesota	Riverside, Wis.	Tr. (K.C.) - '19
	53	Schobert, Joe	LB	6-1	245	11/6/93	25	4	Wisconsin	Waukesha, Wis.	D4a - '16
	35	Whitehead, Jermaine	S	5-11	195	3/12/93	26	4	Auburn	Greenwood, Miss.	W. (G.B.) - '18
3rd Year (9)	95	Garrett, Myles	DE	6-4	272	12/29/95	23	3	Texas A&M	Arlington, Texas	D1a - '17
	* 27	Hunt, Kareem	RB	5-11	216	8/6/95	24	3	Toledo	Willoughby, Ohio	FA - '19
	* 48	Kerridge, Joe	FB	6-0	246	9/17/92	27	3	Michigan	Traverse City, Mich.	FA - '19
	67	McCray, Justin	G	6-3	315	5/31/92	27	3	Central Florida	Miami, Fla.	Tr. (G.B.) - '19
	36	McGuire, Elijah	RB	5-10	214	6/1/94	25	3	Louisiana	Houma, La.	FA - '19
	85	Njoku, David	TE	6-4	246	7/10/96	23	3	Miami (Fla.)	Cedar Grove, N.J.	D1c - '17
	83	Seals-Jones, Ricky	TE	6-5	243	3/15/95	24	3	Texas A&M	Sealy, Texas	W. (Arz.) - '19
	10	Taylor, Taywan	WR	5-11	205	3/2/95	24	3	Western Kentucky	Louisville, Ky.	Tr. (Ten.) - '19
	65	Ogunjobi, Larry	DT	6-3	305	6/3/94	25	3	Charlotte	Greensboro, N.C.	D3 - '17
2nd Year (15)	55	Avery, Genard	DE	6-0	250	4/26/95	24	2	Memphis	Grenada, Miss.	D5 - '18
	86	Brown, Pharaoh	TE	6-6	258	5/4/94	25	2	Oregon	Lyndhurst, Ohio	FA - '18
	* 11	Callaway, Antonio	WR	5-11	200	1/9/97	22	2	Florida	Miami, Fla.	D4 - '18
	24	Chubb, Nick	RB	5-11	227	12/27/95	23	2	Georgia	Cedartown, Ga.	D2b - '18
	63	Corbett, Austin	C	6-4	306	9/5/95	24	2	Nevada	Sparks, Nev.	D2a - '18
	3	Gilbert, Garrett	QB	6-4	230	7/1/91	28	2	SMU	Austin, Texas	FA - '19
	25	Hilliard, Dontrell	RB	5-11	202	2/26/95	24	2	Tulane	Baton Rouge, La.	FA - '18
	12	Hodge, KhaDarel	WR	6-2	205	1/3/95	24	2	Prairie View A&M	D'Lo, Miss.	W. (LAR) - '19
	40	Jefferson, Malik	LB	6-2	240	11/15/96	22	2	Texas	Mesquite, Texas	W. (Cin.) - '19
	6	Mayfield, Baker	QB	6-1	215	4/14/95	24	2	Oklahoma	Austin, Texas	D1a - '18
	18	Ratley, Damion	WR	6-2	200	4/16/95	24	2	Texas A&M	Yoakum, Texas	D6a - '18
	77	Teller, Wyatt	G	6-4	315	11/21/94	24	2	Virginia Tech	Beaeton, Va.	Tr. (Buf.) - '19
	92	Thomas, Chad	DE	6-5	278	10/12/95	23	2	Miami (Fla.)	Miami, Fla.	D3 - '18
	20	Thomas, Tavierre	CB	5-10	205	3/11/96	23	2	Ferris State	Detroit, Mich.	W. (Arz.) - '18
	21	Ward, Denzel	CB	5-11	190	4/28/97	22	2	Ohio State	Macedonia, Ohio	D1b - '18
1st Year (5)	96	Ekuale, Daniel	DT	6-3	300	1/13/94	25	1	Washington State	Pago Pago, American Samoa	FA - '19
	30	Johnson, D'Ernest	RB	5-10	208	2/27/96	23	1	South Florida	Immokalee, Fla.	FA - '19
	99	Lawrence, Devaroe	DT	6-2	295	10/13/92	26	1	Auburn	Greenville, S.C.	FA - '19
Rookie (9)	* 77	Falemaka, Lo	C	6-5	303	11/30/94	24	R	Utah	West Valley City, Utah	FA - '19
	* 79	Forbes, Drew	T	6-5	308	1/18/97	22	R	Southeast Missouri State	Bonne Terre, Mo.	D6 - '19
	7	Gillan, Jamie	P	6-1	207	7/4/97	22	R	Arkansas Pine Bluff	Leonardtown, Md.	FA - '19
	* 15	Montgomery, D.J.	WR	6-1	201	11/17/96	22	R	Austin Peay	Durant, Miss.	FA - '19
	29	Redwine, Sheldrick	S	6-0	196	11/6/96	22	R	Miami (Fla.)	Miami, Fla.	D4 - '19
	4	Seibert, Austin	K	5-9	211	11/15/96	22	R	Oklahoma	Belleville, Ill.	D5b - '19
	44	Takitaki, Sione	LB	6-1	238	6/8/95	24	R	Brigham Young	Fontana, Calif.	D3 - '19
	26	Williams, Greedy	CB	6-2	185	12/3/97	21	R	Louisiana State	Shreveport, La.	D2 - '19
	51	Wilson, Mack	LB	6-1	233	2/14/98	21	R	Alabama	Montgomery, Ala.	D5a - '19

\* Denotes player on a reserve list



YEAR	1st Round Pick	2nd Round Pick	3rd Round Pick	4th Round Pick	5th Round Pick	6th Round Pick	7th Round Pick	Unrestricted Free Agent	Undrafted Free Agent	Street Free Agent	Trade	Waiver
2019		Greedy Williams	Stone Taikitaliki	Sheldrick Redwine	Mack Wilson Austin Seibert	Drew Forbes*		Demetrius Harris (K.C.) Eric Kush (Chi.) Kendall Lamm (Hou.) Sheldon Richardson (Min.) Adarius Taylor (T.B.)	Lo Falembaka* Jamie Gillan D'Ernest Johnson D.J. Montgomery*	Morgan Burnett Daniel Ekuale Garrett Gilbert Kareem Hunt* Joe Kertridge* Devaroe Lawrence Elijah McGuire	Odell Beckham Jr. (NYG) Justin McCray Eric Murray (K.C.) Taywan Taylor (Ten.) Wyatt Teller (Buf.) Olivier Vernon (NYG)	Malik Jefferson (Cin.) Ricky Seals-Jones (Arz.) Khadarell Hodge (LAR)
2018	Baker Mayfield (1a) Denzel Ward (1b)	Austin Corbett (2a) Nick Chubb (2b)	Chad Thomas (3)	Antonio Callaway (4)*	Genard Avery (5)	Danion Ratley (6a)		T.J. Carrie (Oak.) Chris Hubbard (Pit.) Terrance Mitchell (K.C.) Chris Smith (Cin.) Drew Stanton (Arz.)* JC Tretter (G.B.)	Dontrell Hilliard	Pharoah Brown Greg Robinson	Janis Landry (Mia.) Damarious Randall (G.B.)	Tavlerre Thomas (Arz.) Jermaine Whitehead (G.B.)
2017	Myles Garrett (1a) David Njoku (1c)		Larry Ogunjobi (3)									
2016		Joel Bitonio (2)	Christian Kirksey (3a)	Joe Schobert (4a)	Rashard Higgins (5c)							
2014										Charley Hughlett		

\* Denotes player on a reserve list

**Roster breakdown:**

21 draft picks (4 1st round picks, 4 2nd round picks, 4 3rd round picks, 3 4th round picks, 2 6th round picks, 0 7th round picks).  
26 free agents (11 unrestricted free agents, 5 undrafted free agents, 10 street free agents).  
8 via trade.  
5 via waivers.

**OFFENSE**

WR	80 Jarvis Landry	81 Rashard Higgins	10 Taywan Taylor
LT	78 Greg Robinson	[70 Kendall Lamm]	
LG	75 Joel Bitonio	67 Justin McCray	
C	64 JC Tretter	63 Austin Corbett	
RG	72 Eric Kush	77 Wyatt Teller	
RT	74 Chris Hubbard		
TE	[85 David Njoku]	86 Pharaoh Brown	
WR	13 Odell Beckham Jr.	18 Damion Ratley	12 KhaDarel Hodge
QB	6 Baker Mayfield	3 Garrett Gilbert	
RB	24 Nick Chubb	[25 Dontrell Hilliard]	30 D'Ernest Johnson      36 Elijah McGuire
TE	88 Demetrius Harris	83 Ricky Seals-Jones	

**DEFENSE**

DE	95 Myles Garrett	92 Chad Thomas	
DT	65 Larry Ogunjobi	99 Devaroe Lawrence	
DT	98 Sheldon Richardson	96 Daniel Ekuale	
DE	54 Olivier Vernon	50 Chris Smith	55 Genard Avery
WILL	58 Christian Kirksey	40 Malik Jefferson	
MIKE	53 Joe Schobert	<u>44 Sione Takitaki</u>	
SAM	[57 Adarius Taylor]	<u>51 Mack Wilson</u>	
CB	21 Denzel Ward	38 T.J. Carrie	
CB	<u>26 Greedy Williams</u>	39 Terrance Mitchell	20 Tavierre Thomas
S	[23 Damarious Randall]	22 Eric Murray	<u>29 Sheldrick Redwine</u>
S	42 Morgan Burnett	35 Jermaine Whitehead	

**SPECIAL TEAMS**

P	<u>7 Jamie Gillan</u>		
K	<u>4 Austin Seibert</u>		
H	<u>7 Jamie Gillan</u>		
KR	[25 Dontrell Hilliard]	10 Taywan Taylor	30 D'Ernest Johnson
PR	[25 Dontrell Hilliard]	80 Jarvis Landry	30 D'Ernest Johnson
LS	47 Charley Hughlett		

Rookies are underlined

Injured players are in [brackets]

**PRONUNCIATION**

GENARD Avery	juh-NARD
Joel BITONIO	buh-TONE-ee-oh
Daniel EKUALE	ee-QWALL-lay
DONTRELL HILLIARD	don-TREL HIL-yard
KHADAREL Hodge	ka-DARE-el
Charley HUGHLETT	HEW-lit
David NJOKU	nuh-JOE-koo
Larry OGUNJOBI	OH-gun-JOE-bee
DAMARIOUS Randall	duh-MAIR-ee-us
SHELDRIK Redwine	SHELL-drick
Joe SCHOBERT	SHOW-bert
Austin SEIBERT	SIGH-bert

SIONE TAKITAKI	see-OH-nay TOCK-ee-TOCK-ee
ADARIUS Taylor	UH-dare-EE-us
TAVIERRE Thomas	TAV-ee-air
OLIVIER Vernon	oh-liv-E-AYE

**JAN. 1, 2019**

- Signed DL Daniel Ekuale to the reserve/futures list.
- Signed OL Kyle Friend to the reserve/futures list.
- Signed DB Robert Jackson to the reserve/futures list.
- Signed DL Devaroe Lawrence to the reserve/futures list.
- Signed RB Devante Mays to the reserve/futures list.
- Signed DB Lenzy Pipkins to the reserve/futures list.
- Signed DB Tigie Sankoh to the reserve/futures list.
- Signed OL Brad Seaton to the reserve/futures list.
- Signed WR Daniel Williams to the reserve/futures list.

**JAN. 7, 2019**

- Signed OL David Bright to the reserve/futures list.
- Signed DB Ashton Lampkin to the reserve/futures list.

**JAN. 12, 2019**

- Freddie Kitchens named head coach.

**JAN. 14, 2019**

- Steve Wilks named defensive coordinator.
- Todd Monken named offensive coordinator.
- Mike Priefer named special teams coordinator.
- Stump Mitchell named running backs/run game coordinator.
- James Campen named offensive line/associate head coach.
- Ryan Lindley named quarterback coach.
- Jody Wright named special assistant to the head coach.
- Jim Dray named offensive quality control coach.
- Tyler Tettleton named offensive quality control coach.

**JAN. 18, 2019**

- Joe Whitt named pass game coordinator/secondary coach.
- Al Holcomb named run game coordinator/linebackers coach.
- Chris Jones named senior defensive assistant.
- Tosh Lupoi named defensive line coach.
- John Lilly named tight ends coach.
- John Parrella named assistant defensive line coach.
- Jeff Blasko named assistant offensive line coach.

**FEB. 4, 2019**

- Waived LB Tanner Vallejo.
- Alonzo Escalante named defensive quality control coach.
- Doug Colman named assistant special teams coach.

**FEB. 11, 2019**

- Signed RB Kareem Hunt.

**FEB. 20, 2019**

- Signed WR Jaelen Strong.

**FEB. 25, 2019**

- Re-signed OL Greg Robinson.
- Waived WR Daniel Williams.

**MARCH 6, 2019**

- Terminated the contract of LB Jamie Collins Sr.

**MARCH 8, 2019**

- Tendered DL Trevon Coley as exclusive rights free agent.
- Tendered DB Jermaine Whitehead as exclusive rights free agent.
- Tendered WR Rashard Higgins as restricted free agent.

**MARCH 11, 2019**

- Terminated the contract of TE Darren Fells.

**MARCH 12, 2019**

- Re-signed DL Carl Davis.

**MARCH 13, 2019**

- Traded DB Jabrill Peppers, OL Kevin Zeitler, 2019 first round pick and 2019 third round pick to New York Giants for WR Odell Beckham Jr. and DL Olivier Vernon.
- Re-signed LB Ray-Ray Armstrong.

**MARCH 14, 2019**

- Signed TE Demetrius Harris as unrestricted free agent.
- Signed OL Eric Kush as unrestricted free agent.
- Signed DL Sheldon Richardson as unrestricted free agent.
- Signed LB Adarius Taylor as unrestricted free agent.

**MARCH 15, 2019**

- Signed OL Kendall Lamm as unrestricted free agent.

**MARCH 19, 2019**

- Re-signed DB Phillip Gaines.

**MARCH 22, 2019**

- Signed OL Bryan Witzmann.

**APRIL 1**

- Traded DL Emmanuel Ogbah to Kansas City for DB Eric Murray.
- Signed DL Trevon Coley as exclusive rights free agent.
- Signed DB Jermaine Whitehead as exclusive rights free agent.
- Signed WR Rashard Higgins as restricted free agent.
- Signed DB Juston Burris.
- Waived DB Derrick Kindred.
- Waived WR Ricardo Louis.
- Waived DB Howard Wilson.

**APRIL 3**

- Signed FB/TE Orson Charles.

**APRIL 5**

- Signed DB Morgan Burnett.
- Signed QB Garrett Gilbert.
- Signed WR Damon Sheehy-Guiseppi.

**APRIL 25**

- Signed WR Ishmael Hyman.

**APRIL 26**

- Traded 2019 second (49) and fifth round (144) picks to Indianapolis Colts for 2019 second (46) round pick.
- Drafted CB Greedy Williams 46th overall.
- Drafted LB Sione Takitaki 80th overall.

**APRIL 27**

- Drafted S Sheldrick Redwine 119th overall.
- Drafted LB Mack Wilson 155th overall
- Drafted K Austin Seibert 170th overall
- Drafted T Drew Forbes 189th overall
- Drafted CB Donnie Lewis Jr. 221st overall.

**APRIL 29**

- Waived OL Kyle Friend.

**MAY 1**

- Waived G David Bright.

**MAY 2**

- Signed S Sheldrick Redwine.
- Signed T Drew Forbes.
- Signed CB Donnie Lewis Jr.
- Waived DE Lenny Jones.

**MAY 3**

- Signed WR Dorian Baker.
- Signed QB David Blough.
- Signed TE Stephen Carlson.
- Signed T Brian Fineanganofa.
- Signed P Jamie Gillan.
- Signed RB Darrin Hall.
- Signed S J.T. Hassell.
- Signed WR D.J. Montgomery.
- Signed DE Jarrell Owens.
- Signed CB Jermaine Ponder.
- Signed DE Wyatt Ray.
- Signed LB Anthony Stubbs.
- Signed C Trevon Tate.
- Signed C Willie Wright.
- Signed LB Dedrick Young II.
- Waived LB D’Juan Hines.
- Signed K Austin Seibert.
- Signed LB Mack Wilson.

**MAY 6**

- Signed CB Jhavonte Dean.
- Signed RB Trayone Gray.
- Signed LB Willie Harvey.
- Waived RB Darrin Hall.
- Waived CB Ashton Lumpkin.
- Waived LB Xavier Woodson-Luster.

**MAY 13**

- Signed RB L.J. Scott.
- Waived RB Devante Mays.

**MAY 17**

- Signed RB D’Ernest Johnson.
- Waived RB L.J. Scott.

**MAY 21**

- Signed CB Greedy Williams.

**MAY 24**

- Signed LB Sione Takitaki.

**MAY 28**

- Waived C Trevon Tate.

**JUNE 5**

- Waived T Desmond Harrison.

**JUNE 6**

- Signed T Ka’John Armstrong.

**JULY 23**

- Signed C Lo Falemaka.

**JULY 24**

- Placed RB Kareem Hunt on active/non-football injury list.
- Placed RB Trayone Gray on active/non-football injury list.

**JULY 27**

- Signed RB A.J. Ouellette.
- Waived T Ka’John Armstrong.

**JULY 28**

- Signed C John Yarbrough.
- Waived C Lo Falemaka with an injury designation.

**AUG. 2**

- Signed TE Mik’Quan Deane.
- Waived WR Blake Jackson with an injury designation.

**AUG. 3**

- Signed DT Tracy Sprinkle.
- Waived CB Jermaine Ponder.

**AUG. 6**

- Waived WR Blake Jackson from injured reserve.

**AUG. 8**

- Traded RB Duke Johnson Jr. to Houston for undisclosed 2020 draft pick.

**AUG. 9**

- Signed DT Brandin Bryant.
- Signed T Travis Vornkahl.
- Waived C John Yarbrough.
- Waived DT Tracy Sprinkle.

**AUG. 10**

- Signed FB Joe Kerridge.

**AUG. 11**

- Signed TE Rico Gathers.
- Waived TE Orson Charles.

**AUG. 21**

- Signed WR Braxton Miller.
- Claimed S Montrel Meander via waivers from the Jets.
- Waived TE Mik’Quan Deane (non-football illness).
- Placed WR D.J. Montgomery on injured reserve.

**AUG. 26**

- Waived CB Jhavonte Dean.

**AUG. 27, 2019**

- Waived WR Jaelen Strong.

**AUG. 29, 2019**

- Traded 2020 5th and 6th round picks to Buffalo for G Wyatt • •
- Teller and 2021 7th round pick.

**AUG. 30, 2019**

- Traded 2022 undisclosed pick to Detroit for QB David Blough and 2022 undisclosed pick.

**AUG. 31, 2019**

- Waived WR Dorian Baker.
- Waived DT Brandin Bryant.
- Waived TE Stephen Carlson.
- Waived TE Seth DeValve.
- Waived T Brian Fineanganofa.
- Waived RB Trayone Gray.
- Waived LB Willie Harvey.
- Waived S J.T. Hassell.
- Waived WR Ishmael Hyman.
- Waived CB Robert Jackson.
- Waived K Greg Joseph.
- Waived CB Donnie Lewis Jr.
- Waived S Montrel Meander.
- Waived WR Braxton Miller.
- Waived RB A.J. Ouellette.
- Waived DE Jarrell Owens.
- Waived CB Lenzy Pipkins.
- Waived DT Brian Price.
- Waived DE Wyatt Ray.
- Waived S Tigie Sankoh.
- Waved T Brad Seaton.
- Waived WR Damon Sheehy-Guiseppi.
- Waived LB Anthony Stubbs.
- Waived T Travis Vornkahl.
- Waived LB Dedrick Young II.
- Waived WR Derrick Willies.
- Waived G Willie Wright.
- Waived DE Athony Zettel.
- Waived G Kyle Kalis with an injury designation.
- Waived FB Joe Kerridge with an injury designation.
- Terminated contract of LB Ray-Ray Armstrong.
- Terminated contract of P Britton Colquitt.
- Terminated contract of T Bryan Witzmann.
- Terminated contract of DT Carl Davis.
- WR Antonio Callaway suspended by commissioner.
- RB Kareem Hunt suspended by commissioner.
- TE Rico Gathers suspended by commissioner.
- Placed CB Phillip Gaines on injured reserve.
- Traded 2020 Undisclosed draft pick to Tennessee for WR Taywan Taylor.
- Traded 2020 undisclosed pick to Green Bay for G Justin McCray and 2020 undisclosed pick.

**SEPT. 1, 2019**

- Claimed LB Malik Jefferson via waivers from Cincinnati.
- Claimed TE Ricky Seals-Jones via waivers from Arizona.
- Claimed WR KhaDarel Hodge via waivers from the L.A. Rams.
- Waived S Juston Burris.
- Waived DL Trevon Coley.
- Placed Drew Forbes on injured reserve.
- Signed DT Brandin Bryant to the practice squad.
- Signed TE Stephen Carlson to the practice squad.
- Signed WR Shelton Gibson to the practice squad.
- Signed LB Willie Harvey to the practice squad.
- Signed S J.T. Hassell to the practice squad.
- Signed CB Robert Jackson to the practice squad.
- Signed WR Derrick Willies to the practice squad.
- Signed G Willie Wright to the practice squad.

**SEPT. 2, 2019**

- Signed T Paul Adams to the practice squad.
- Signed RB Elijah McGuire to the practice squad.

**SEPT. 7, 2019**

- Signed CB Donnie Lewis Jr. to the practice squad.
- Waived T Paul Adams from the practice squad.

**SEPT. 10, 2019**

- Waived TE Rico Gathers.

**SEPT. 12, 2019**

- Signed G Colby Gossett to the practice squad.
- Waived CB Donnie Lewis Jr. from the practice squad.
- Terminated the contract of G Kyle Kalis.

**SEPT. 16, 2019**

- Signed RB Elijah McGuire to the active roster from the practice squad.
- Placed QB Drew Stanton on injured reserve.



### PUNT RETURNED FOR A TD

By Browns  
Travis Benjamin, 78 yards (9/20/15 vs. TEN)

By Opponent  
Kaelin Clay, 82 yards (11/30/15 vs. BAL)

### KICKOFF RETURNED FOR A TD

By Browns  
Joshua Cribbs, 100 yards & 103 yards (12/20/09 at KC)

By Opponent  
JuJu Smith-Schuster, 96 yards (12/31/17 at PIT)

### INTERCEPTION RETURNED FOR A TD

By Browns  
Jason McCourty, 56 yards (10/15/17 at HOU)

By Opponent  
Zach Cunningham, 38 yards (12/2/18 at HOU)

### TWO INTERCEPTIONS IN SAME GAME

By Browns  
Denzel Ward (9/9/18 vs. PIT)

By Opponent  
Jimmy Smith (12/30/18 at BAL)

### THREE INTERCEPTIONS IN SAME GAME

By Browns  
Anthony Henry (11/18/01 at BAL)

By Opponent  
Kevin Byard (10/22/17 vs. TEN)

### FUMBLE RETURNED FOR A TD

By Browns  
Craig Robertson, recovered in end zone (12/7/14 vs. IND)

By Opponent  
Brandon Williams, recovered in end zone (12/17/17 vs. BAL)

### PUNT BLOCK RETURNED FOR A TD

By Browns  
Andre King, 28 yards (11/30/03 at SEA)

By Opponent  
Anthony Chickillo 16 yards (9/10/17 vs. PIT)

### PUNT BLOCKED

By Browns  
Marlon Moore (11/5/15 at CIN)

By Opponent  
Clayton Fejedelem (12/23/18 vs. CIN)

### SHUTOUT SCORED

By Browns  
at Cleveland 8, Buffalo 0 (12/16/07)

By Opponent  
vs. Cincinnati 30, Cleveland 0 (12/14/14)

### PAT UNSUCCESSFUL

By Browns  
**Austin Seibert (hit right upright) (9/8/19 vs. TEN)**

By Opponent  
**Randy Bullock (hit left upright) (11/25/18 at CIN)**

### TWO-POINT CONVERSION

By Browns  
Antonio Callaway reception (10/14/18 vs. LAC)

By Opponent  
Cody Core pass from Jeff Driskel (12/23/18 vs. CIN)

### FIELD GOAL BLOCKED

By Browns  
Myles Garrett (11/25/18 at CIN)

By Opponent  
T.J. Watt (9/9/18 vs. PIT)

### FIELD GOAL BLOCKED RETURNED FOR TD

By Browns  
Leigh Bodden, 59 yards (11/13/05 at PIT)

By Opponent  
Will Hill III, 62 yards (11/30/15 vs. BAL)

### SAFETY SCORED

By Browns  
Trevon Coley tackled Peyton Barber in the end zone (10/21/18 at TB)

By Opponent  
**Baker Mayfield sacked in the end zone (9/8/19 vs. TEN)**

### 100 YARDS RUSHING

By Browns  
Nick Chubb, 112 yards (12/23/18 vs. CIN)

By Opponent  
Kenneth Dixon, 117 yards (12/30/18 at BAL)

### 100 YARDS RUSHING IN A HALF

By Browns  
Nick Chubb, 120 yards in second half (11/11/18 vs. ATL)

By Opponent  
James Conner, 113 yards in second half (10/28/18 at PIT)

## 200 YARDS RUSHING

By Browns

Jerome Harrison, 286 yards (12/20/09 at KC)

By Opponent

Ahmad Bradshaw, 200 yards (10/7/12 at NYG)

## BACK-TO-BACK 100-YARD RUSHING GAMES

By Browns

Nick Chubb, 100 (12/15/18 at DEN), Nick Chubb, 112 (12/23/18 vs. CIN)

By Opponent

Jeremy Hill, 111 (12/11/16 vs. CIN), LeSean McCoy, 153 (12/18/16 vs. BUF)

## TWO 100-YARD RUSHERS IN SAME GAME

By Browns

Leroy Kelly (113) & Ernie Green (103) (10/8/66 vs. PIT)

By Opponent

Arian Foster (124) & Ben Tate (115) (11/6/11 at HOU)

## TWO RUSHING TOUCHDOWNS

By Browns

Nick Chubb (9/30/18 at OAK)

By Opponent

Lamar Jackson (12/30/18 at BAL)

## THREE RUSHING TOUCHDOWNS

By Browns

Peyton Hillis (11/28/10 vs. CAR)

By Opponent

Melvin Gordon III (10/14/18 vs. LAC)

## FOUR RUSHING TOUCHDOWNS

By Browns

Jamal Lewis (11/4/07 vs. SEA)

By Opponent

None

## SUCCESSFUL ONSIDE KICK

By Browns

October 16, 2016 (at TEN)

By Opponent

December 8, 2013 (at NE)

## OT GAME WON

By Browns

Cleveland 12 vs. Baltimore 9 (10/7/18)

By Opponent

Tampa Bay 26 vs. Cleveland 23 (10/21/18)

## 300 YARDS PASSING

By Browns

Baker Mayfield, 325 yards (19-35, 1 TD, 1 INT) (9/16/19 at NYJ)

By Opponent

Matt Ryan, 330 yards (38-52, 2 TD) (11/11/18 vs. ATL)

## BACK-TO-BACK 300-YARD PASSING GAMES

By Browns

Josh McCown, 457 yards (36-51, 2 TD) (10/11/15 at BAL), Josh McCown, 356 yards (32-41, 2 TD) (10/4/15 at SD)

By Opponent

Matt Ryan, 330 yards (38-52, 2 TD) (11/11/18 vs. ATL), Patrick Mahomes, 375 yards (23-32, 3 TD, INT) (11/4/18 vs. KC)

## 400 YARDS PASSING

By Browns

Josh McCown, 457 yards (36-51, 2 TD) (10/11/15 at BAL)

By Opponent

Derek Carr, 437 yards (35-58, 4 TD, 2 INT) (9/30/18 at OAK)

## 200 YARDS PASSING IN A HALF

By Browns

Baker Mayfield, 210 yards in second half (12/30/18 at BAL)

By Opponent

Matt Ryan, 213 yards in second half (11/11/18 vs. ATL)

## THREE TOUCHDOWN PASSES

By Browns

Baker Mayfield (12/30/18 at BAL)

By Opponent

Patrick Mahomes (11/4/18 vs. KC)

## FOUR TOUCHDOWN PASSES

By Browns

Baker Mayfield (11/25/18 at CIN)

By Opponent

Derek Carr (9/30/18 at OAK)

## FIVE TOUCHDOWN PASSES

By Browns

Derek Anderson (9/16/07 vs. CIN)

By Opponent

Matthew Stafford (11/22/09 at DET)

## SIX TOUCHDOWN PASSES

By Browns

None

By Opponent

Carson Palmer (9/16/07 vs. CIN)

## 100 YARDS RECEIVING

By Browns

**Odell Beckham, 161 yards (9/16/19 at NYJ)**

By Opponent

**A.J. Brown, 100 yards (9/8/19 vs. TEN)**

## 100 YARDS RECEIVING IN A HALF

By Browns

**Odell Beckham Jr., 107 yards in second half (9/16/19 at NYJ)**

By Opponent

**JuJu Smith-Schuster, 127 yards in first half (12/31/17 at PIT)**

## TWO 100-YARD RECEIVERS IN SAME GAME

By Browns

**Josh Gordon (151) & Jordan Cameron (121) (12/8/13 at NE)**

By Opponent

**Amari Cooper (128) & Jared Cook (110) (9/30/18 at OAK)**

## BACK-TO-BACK 100-YARD RECEIVING GAMES

By Browns

**Terrelle Pryor Sr., 144 yards (9/25/16 at MIA), Corey Coleman, 104 yards (9/18/16 vs. BAL)**

By Opponent

**Tyrell Williams, 118 yards (10/14/18 vs. LAC), Mike Evans, 107 yards (10/21/18 at TB)**

## 200 YARDS RECEIVING

By Browns

**Josh Gordon, 261 yards (12/1/13 vs. JAX)**

By Opponent

**Terrell Owens, 222 yards (10/3/10 vs. CIN)**

## TWO RECEIVING TOUCHDOWNS

By Browns

**Duke Johnson Jr. (11/4/18 vs. KC)**

By Opponent

**Travis Kelce (11/4/18 vs. KC)**

## THREE RECEIVING TOUCHDOWNS

By Browns

**Jordan Cameron (9/22/13 at MIN)**

By Opponent

**Martellus Bennett (10/9/16 vs. NE)**

## 500 YARDS TOTAL OFFENSE

By Browns

**505 yards (10/11/15 at BAL)**

By Opponent

**565 yards (9/30/18 at OAK)**

## TWO SACKS

By Browns

**Myles Garrett (9/16/19 at NYJ)**

By Opponent

**Cameron Wake (9/8/19 vs. TEN)**

## THREE SACKS

By Browns

**Myles Garrett (9/16/19 at NYJ)**

By Opponent

**T.J. Watt (9/9/18 vs. PIT)**

## FOUR SACKS

By Browns

**Andra Davis (11/9/03 at KC)**

By Opponent

**Elivs Dumervil (9/20/09 at DEN)**

## THREE FIELD GOALS

By Browns

**Austin Seibert (9/16/19 at NYJ)**

By Opponent

**Justin Tucker (4) (12/30/18 at BAL)**

## FOUR FIELD GOALS

By Browns

**Travis Coons (1/3/16 vs. PIT)**

By Opponent

**Justin Tucker (12/30/18 at BAL)**

## FIVE FIELD GOALS

By Browns

**Phil Dawson (11/4/12 vs. BAL)**

By Opponent

**Ka'imi Fairbairn (12/2/18 at Hou)**

## SIX FIELD GOALS

By Browns

**Phil Dawson (11/5/06 at SD)**

By Opponent

**None**

# 2019 PLAYER PARTICIPATION

WEEK DATE OPP	1 9/8 TEN	2 9/16 @NYJ	3 9/22 LAR	4 9/29 @BAL	5 10/7 @SF	6 10/13 SEA	7 10/27 @NE	8 11/3 @DEN	9 11/10 CIN	10 11/14 PIT	12 11/24 MIA	13 12/1 @PIT	14 12/8 CIN	15 12/15 @ARI	16 12/22 BAL	17 12/29 @CIN	GP	GS	DNP	IA
Adams, Paul	PS	Not on team – Released from practice squad on 9/7															0	0	0	0
Avery, Genard	IA	IA															0	0	0	2
Beckham Jr., Odell	WR	WR															2	2	0	0
Bitonio, Joel	LG	LG															2	2	0	0
Brown, Pharaoh	SUB	SUB															2	0	0	0
Bryant, Brandin	PS	PS															0	0	0	0
Burnett, Morgan	S	S															2	2	0	0
Callaway, Antonio	Suspended																0	0	0	0
Carlson, Stephen	PS	PS															0	0	0	0
Carrie, T.J.	SUB	SUB															2	0	0	0
Chubb, Nick	RB	RB															2	2	0	0
Corbett, Austin	IA	IA															0	0	0	2
Ekuele, Daniel	SUB	SUB															2	0	0	0
Falemaka, Lo	IR - R. on 7/28																0	0	0	0
Forbes, Drew	IR - R. on 9/2																0	0	0	0
Gaines, Phillip	IR - R. on 8/31																0	0	0	0
Garrett, Myles	DE	DE															2	2	0	0
Gathers, Rico	Suspended	Not on team – Released from practice squad on 9/10															0	0	0	0
Gibson, Shelton	PS	PS															0	0	0	0
Gilbert, Garrett	IA	DNP															0	0	1	1
Gillan, Jamie	P	P															2	0	0	0
Gossett, Colby	PS	PS															0	0	0	0
Harris, Demetrius	SUB	SUB															2	0	0	0
Harvey, Willie	PS	PS															0	0	0	0
Hassell, J.T.	PS	PS															0	0	0	0
Higgins, Rashard	WR	IA															1	1	0	1
Hilliard, Dontrell	SUB	IA															1	0	0	1
Hodge, KhaDarel	SUB	SUB															2	0	0	0
Hubbard, Chris	RT	RT															2	2	0	0
Hughlett, Charley	LS	LS															2	0	0	0
Hunt, Kareem	Suspended																0	0	0	0
Jackson, Robert	PS	PS															0	0	0	0
Jefferson, Malik	SUB	SUB															2	0	0	0
Johnson, D'Ernest	SUB	SUB															2	0	0	0
Kalis, Kyle	IR - R. on 8/31																0	0	0	1
Kerridge, Joe	IR - R. on 8/30																0	0	0	1
Kirksey, Christian	WILL	WILL															2	2	0	0
Kush, Eric	RG	RG															2	2	0	0
Lamm, Kendall	SUB	IA															1	0	0	1
Landry, Jarvis	WR	WR															2	2	0	0
Lawrence, Devaroe	SUB	SUB															2	0	0	0
Lewis, Donnie	PS	Not on team – Released from practice squad on 9/12															0	0	0	0
Mayfield, Baker	QB	QB															2	2	0	0
McCray, Justin	SUB	DNP															1	0	1	0
McGuire, Elijah	PS	DNP															0	0	1	0
Mitchell, Terrance	SUB	SUB															2	0	0	0
Montgomery, D.J.	IR - R. on 8/21																0	0	0	1
Murray, Eric	SUB	S															2	1	0	0
Njoku, David	TE	SUB															2	1	0	0
Ogunjobi, Larry	DT	DT															2	2	0	0
Randall, Damarious	S	IA															1	1	0	1
Ratley, Damion	SUB	WR															2	1	0	0
Redwine, Sheldrick	SUB	SUB															2	0	0	0
Richardson, Sheldon	DT	DT															2	2	0	0
Robinson, Greg	LT	LT															2	2	0	0
Sankoh, Tigie#	PS	PS															0	0	0	0
Schobert, Joe	MIKE	MIKE															2	2	0	0
Seals-Jones, Ricky	IA	SUB															1	0	0	1
Seibert, Austin	SUB	SUB															2	0	0	0
Smith, Chris	SUB	SUB															2	0	0	0
Stanton, Drew	DNP	IR - R. on 9/16															0	0	1	0
Takitaki, Sione	IA	SUB															1	0	0	1
Taylor, Adarius	SUB	IA															1	0	0	1
Taylor, Taywan	IA	WR															1	1	0	1
Teller, Wyatt	IA	SUB															1	0	0	1
Thomas, Chad	SUB	SUB															2	0	0	0
Thomas, Tavierre	SUB	SUB															2	0	0	0
Tretter, JC	C	C															2	2	0	0
Vernon, Olivier	DE	DE															2	2	0	0
Ward, Denzel	CB	CB															2	2	0	0
Whitehead, Jermaine	S	S															2	2	0	0
Williams, Greedy	CB	CB															2	2	0	0
Willies, Derrick	PS	PS															0	0	0	0
Wilson, Mack	SUB	SUB															2	0	0	0
Wright, Willie	PS	PS															0	0	0	0

## WEEK 1, GAME 1


**TITANS 43  
BROWNS 13**

Sep. 8, 2019

FirstEnergy Stadium, Cleveland, OH.



The Cleveland Browns fell to the Tennessee Titans in Cleveland's season-opener for the 2019 season, 43-13. The Browns started the game with an efficient opening-drive, going 73 yards on 8 plays in 4:49, ending in a Dontrell Hilliard rushing touchdown to put the Browns ahead early on. After a missed PAT by Austin Seibert, the Browns led 6-0. The ensuing Titans drive would result in a Cairo Santos 37-yard field goal to put the Titans on the board, 6-3. The Titans would take the lead in the second quarter after stringing together an 11-play, 87-yard drive ending in a 1 yd. rushing touchdown by Derrick Henry, putting the Titans in front, 10-6. After trading possessions, the Titans would pin the Browns deep into their zone, ending with a sack in the end zone for a safety by Cameron Wake, to extend their lead to 12-6 heading into halftime. Receiving the ball to start the second half, the Titans would make it a two-possession game, 15-6, as Santos was successful from 53 yards out. Late into the third quarter the Browns would find the end zone again, this time through the air as Baker Mayfield found David Njoku on a quick pass at the goal line. With just over two minutes remaining in the third quarter, the Browns trailed 15-13. The Titans wasted no time with their response as Marcus Mariota's screen pass to Henry out of the backfield would go for 75 yards. Mariota found Delanie Walker in the end zone twice in the fourth quarter. Mariota's touchdown passes, just 3:29 apart, put the Titans up 36-13 with 9:03 remaining. With just over three minutes remaining, Malcolm Butler would intercept a Mayfield pass intended for Jarvis Landry, and return it 38 yards for a touchdown, further extending their lead and putting a cap on the contest, 43-13.

TEAM	1	2	3	4	F
Tennessee	3	9	10	21	43
Cleveland	6	0	7	0	13

## SCORING SUMMARY

**TEAM Q TIME PLAY**

Browns	1	10:11	D.Hilliard 4 yd. run (kick failed, wr)
Titans	1	6:32	C.Santos 37 yd. Field Goal (7-73, 3:39)
Titans	2	9:39	D.Henry 1 yd. run (C.Santos kick) (11-87, 5:10)
Titans	2	1:42	B.Mayfield sacked in the end zone by C.Wake for a Safety
Titans	3	11:53	C.Santos 53 yd. Field Goal (5-44, 3:07)
Browns	3	2:10	D.Njoku 3 yd. pass from B. Mayfield (A. Seibert kick) (6-61, 3:42)
Titans	3	1:57	D.Henry 75 yd. pass from M.Mariota (C.Santos kick) (1-75, 0:13)
Titans	4	12:32	De.Walker 11 yd. pass from M.Mariota (C.Santon kick) (4-35, 1:39)
Titans	4	9:03	De.Walker 7 yd. pass from M.Mariota (C.Santos kick) (4-34, 2:14)
Titans	4	3:02	M.Butler 38 yd. interception return (C.Santos kick)

**TEAM STATISTICS**

	TEN	CLE
FIRST DOWNS:	21	19
TIME OF POSSESSION:	29:18	30:42
TOTAL NET YARDS: (RU/PA):	339 (123/216)	346 (102/244)
SACKS/YARDS	5/41	4/32
PUNTS/AVERAGE:	6-46.2	5-46.6
PENALTIES/YARDS:	6-54	18-182
FUMBLES/LOST:	0/0	0/0

**INDIVIDUAL STATISTICS**

**PASSING: TEN:** M.Mariota 14-24-248 (3 TD); **CLE:** B.Mayfield 25-38-285 (TD, 3 INT).

**RUSHING: TEN:** D.Henry 19-84 (TD), M.Mariota 3-24, J.Smith 1-10, D.Lewis 3-7, R.Tannehill 2-(-2); **CLE:** N.Chubb 17-75, D.Johnson 1-13, J. Landry 1-10, D.Hilliard 1-4 (TD).

**RECEIVING: TEN:** De.Walker 5-55 (2 TD), A.Brown 3-100, D.Lewis 3-6, D.Henry 1-75 (TD), J.Smith 1-7, A.Humphries 1-5; **CLE:** O.Beckham 7-71, J.Landry 4-67, D.Njoku

## WEEK 2, GAME 2


**BROWNS 23  
JETS 3**

Sep. 16, 2019

MetLife Stadium, East Rutherford, N.J.



The Cleveland Browns picked up their first win of the 2019 with a dominant 23-3 victory over the New York Jets on Monday Night Football. Similar to the season-opener against the Titans, the Browns were able to drive down the field on the opening possession of the play and put point on the board, this time coming from a 23-yard field goal from rookie Austin Seibert. After forcing a quick three-and-out, the Browns would improve their led to 6-0 after a 48-yard field goal from Seibert. Without starting quarterback Sam Darnold, the Jets were led out the tunnel to start the game by Trevor Siemian, but an injury to Siemian in the second quarter would result in Luke Falk coming into the game at quarterback for the Jets. Led by Myles Garrett, the Browns defense were able to control the game for the most part and apply pressure at all times to the Jets. Garrett led the Browns in sacks with three on the night. Nick Chubb would get his first touchdown of the 2019 season when he ran 19 yards to the end zone early in the second quarter, further extending Cleveland's lead to 13-0. The Jets avoided the shutout in the second quarter when Sam Ficken kicked the ball through the uprights from 46 yards out. After a third field goal from Seibert, this time from 3 yards, the Browns led 16-3 at halftime. Back and forth, defensive stops to open up the third quarter saw the Browns lead 16-3 towards the end of the third quarter. QB Baker Mayfield extended his streak of at least one touchdown pass in 15 consecutive games to start his career when he found WR Odell Beckham Jr. on a short pass over the middle, resulting in an 89-yard touchdown reception for Beckham. This was a career-long touchdown reception for Beckham and put the cap on the contest at 23-3. The Browns advanced to 1-1 while the Jets fell to 0-2.

TEAM	1	2	3	4	F
Cleveland	6	10	7	0	23
New York	0	3	0	0	3

## SCORING SUMMARY

**TEAM Q TIME PLAY**

Browns	1	10:27	A.Seibert 23 yd. Field Goal (11-76, 4:33)
Browns	1	6:15	A.Seibert 48 yd. Field Goal (6-22, 2:32)
Browns	2	10:16	N.Chubb 19 yd. run (A.Seibert kick) (5-53, 3:07)
Jets	2	2:56	S.Ficken 46 yd. Field Goal (11-47, 7:20)
Browns	2	0:00	A.Seibert 43 yd. Field Goal (5-15, 0:35)
Browns	3	3:32	O.Beckham 89 yd. pass from B.Mayfield (A.Seibert kick) (1-89, 0:11)

**TEAM STATISTICS**

	CLE	NYJ
FIRST DOWNS:	16	13
TIME OF POSSESSION:	29:41	30:19
TOTAL NET YARDS: (RU/PA):	375 (70/305)	262 (93/169)
SACKS/YARDS	4-32	3-20
PUNTS/AVERAGE:	6-38.5	7-47.0
PENALTIES/YARDS:	9-85	12-89
FUMBLES/LOST:	0/0	1/1

**INDIVIDUAL STATISTICS**

**PASSING: CLE:** B.Mayfield 19-35-325 (TD); **NYJ:** L.Falk 20-25-198, T.Siemian 3-3-3, T.Montgomery 3-25.

**RUSHING: CLE:** N.Chubb 18-62 (TD), D.Johnson 3-8; **NYJ:** L.Bell 21-68, J.Bellamy 1-5, D.Thomas 1-(-1).

**RECEIVING: CLE:** 6-161 (TD), N.Chubb 4-36, J.Landry 3-32, D.Ratley 2-50, D.Harris 1-4; **NYJ:** L.Bell 10-61, Ro.Anderson 4-81, J.Crowder 4-40, T.Montgomery 3-15, J.Bellamy 1-5, D.Thomas 1-(-1).



Won 1, Lost 1

9/8/2019 L 13 - 43  
9/16/2019 W 23 - 3

Tennessee Titans  
at New York Jets

Cleveland Opponent

<b>Total First Downs</b>	<b>35</b>	<b>34</b>						
Rushing	7	10						
Passing	23	15						
Penalty	5	9						
3rd Down: Made/Att	5/23	4/24						
3rd Down Pct.	21.7%	16.7%						
4th Down: Made/Att	0/2	0/2						
4th Down Pct.	0.0%	0.0%						
<b>Possession Avg.</b>	<b>30:12</b>	<b>29:49</b>						
<b>Total Net Yards</b>	<b>721</b>	<b>601</b>						
Avg. Per Game	360.5	300.5						
Total Plays	122	115						
Avg. Per Play	5.9	5.2						
<b>Net Yards Rushing</b>	<b>172</b>	<b>216</b>						
Avg. Per Game	86.0	108.0						
Total Rushes	41	52						
<b>Net Yards Passing</b>	<b>549</b>	<b>385</b>						
Avg. Per Game	274.5	192.5						
Sacked/Yards Lost	8/61	8/64						
Gross Yards	610	449						
Attempts/Completions	73/44	55/37						
Completion Pct.	60.3%	67.3%						
Had Intercepted	4	0						
<b>Punts/Average</b>	<b>11/42.2</b>	<b>13/46.6</b>						
<b>Net Punting Avg.</b>	<b>41.7</b>	<b>41.5</b>						
<b>Penalties/Yards</b>	<b>27/267</b>	<b>18/143</b>						
<b>Fumbles/Ball Lost</b>	<b>0/0</b>	<b>1/1</b>						
<b>Touchdowns</b>	<b>4</b>	<b>5</b>						
Rushing	2	1						
Passing	2	3						
Returns	0	0						
<b>Score By Periods</b>	<b>Q1</b>	<b>Q2</b>	<b>Q3</b>	<b>Q4</b>	<b>OT</b>	<b>Pts</b>		
Team	12	10	14	0	0	36		
Opponents	3	12	10	21	0	46		
<b>Scoring</b>	<b>TD</b>	<b>Ru</b>	<b>Pa</b>	<b>Rt</b>	<b>PAT</b>	<b>FG</b>	<b>2Pt</b>	<b>Pts</b>
A.Seibert	0	0	0	0	3/4	3/3	0	12
O.Beckham	1	0	1	0	0/0	0/0	0	6
D.Njoku	1	0	1	0	0/0	0/0	0	6
D.Hilliard	1	1	0	0	0/0	0/0	0	6
N.Chubb	1	1	0	0	0/0	0/0	0	6
<b>Team</b>	<b>4</b>	<b>2</b>	<b>2</b>	<b>0</b>	<b>3/4</b>	<b>3/3</b>	<b>0</b>	<b>36</b>
<b>Opponents</b>	<b>5</b>	<b>1</b>	<b>3</b>	<b>1</b>	<b>5/5</b>	<b>3/3</b>	<b>0</b>	<b>46</b>

2-Pt. Conversions: Team 0/0, Opponents: 0/0

Sacks: M.Garrett 5.0, M.Burnett 2.0, L.Ogunjobi 1.0 **Team: 8.0, Opponents: 8.0**

Rushing	No.	Yds	Avg	Long	TD			
N.Chubb	35	137	3.9	19t	1			
D.Johnson	4	21	5.3	13	0			
J.Landry	1	10	10.0	10	0			
D.Hilliard	1	4	4.0	4t	1			
Team	41	172	4.2	19t	2			
Opponents	52	216	4.2	18	1			
Receiving	No.	Yds	Avg	Long	TD			
O.Beckham	13	232	17.8	89t	1			
J.Landry	7	99	14.1	34	0			
N.Chubb	7	46	6.6	13	0			
D.Johnson	5	65	13.0	27	0			
D.Ratley	4	67	16.8	29	0			
D.Njoku	4	37	9.3	18	1			
R.Higgins	2	46	23.0	35	0			
D.Hilliard	1	14	14.0	14	0			
D.Harris	1	4	4.0	4	0			
T.Taylor	0	0	0.0	0	0			
P.Brown	0	0	0.0	0	0			
Team	44	610	13.9	89t	2			
Opponents	37	449	12.1	75t	3			
Interceptions	No.	Yds	Avg	Long	TD			
Opponents	4	79	19.8	38t	1			
Punting	No	Yds	Avg	Net	TB	In	Lg	B
J.Gillan	11	464	42.2	41.7	0	8	52	0
Team	11	464	42.2	41.7	0	8	52	0
Opponents	13	606	46.6	41.5	0	3	70	0
Punt Returns		Ret	FC	Yds	Avg	Long	TD	
J.Landry		4	1	48	12.0	18	0	
D.Hilliard		1	0	18	18.0	18	0	
Team		5	1	66	13.2	18	0	
Opponents		1	8	5	5.0	5	0	
Kickoff Returns		No.	Yds	Avg	Long	TD		
D.Hilliard		3	80	26.7	32	0		
D.Johnson		1	23	23.0	23	0		
T.Taylor		1	23	23.0	23	0		
Team		5	126	25.2	32	0		
Opponents		6	100	16.7	23	0		
Field Goals	1-19	20-29	30-39	40-49	50+			
A.Seibert	0/0	1/1	0/0	2/2	0/0			
Team	0/0	1/1	0/0	2/2	0/0			
Opponents	0/0	0/0	1/1	1/1	1/1			
Fumbles Lost: Total: 0								
Opponent Fumble Recoveries: T.Carrie 1 Total: 1								

Fumbles Lost: **Total: 0**

Opponent Fumble Recoveries: T.Carrie 1 **Total: 1**

<b>Passing</b>	<b>Att</b>	<b>Cmp</b>	<b>Yds</b>	<b>Cmp%</b>	<b>Yds/Att</b>	<b>TD</b>	<b>TD%</b>	<b>Int</b>	<b>Int%</b>	<b>Long</b>	<b>Sack</b>	<b>Lost</b>	<b>Rating</b>
B.Mayfield	73	44	610	60.3%	8.4	2	2.7%	4	5.5%	89t	8/	61	73.4
<b>Team</b>	<b>73</b>	<b>44</b>	<b>610</b>	<b>60.3%</b>	<b>8.4</b>	<b>2</b>	<b>2.7%</b>	<b>4</b>	<b>5.5%</b>	<b>89t</b>	<b>8/</b>	<b>61</b>	<b>73.4</b>
<b>Opponents</b>	<b>55</b>	<b>37</b>	<b>449</b>	<b>67.3%</b>	<b>8.2</b>	<b>3</b>	<b>5.5%</b>	<b>0</b>	<b>0.0%</b>	<b>75t</b>	<b>8/</b>	<b>64</b>	<b>110.4</b>

# 2019 STATISTICS

## 2019 DEFENSIVE STATISTICS

PLAYER	TACKLES				INTERCEPTIONS				FUMBLES				
	TOTAL	SOLO	ASST	SK	YDS	NO	YDS	LG	TD	PD	FF	FR	YDS
Joe Schobert	21	15	6	0	0	0	0	0	0	0	1	0	0
Morgan Burnett	12	6	6	2	19	0	0	0	0	0	0	0	0
Christian Kirksey	11	6	5	0	0	0	0	0	0	0	0	0	0
Myles Garrett	10	7	3	5	35	0	0	0	0	0	0	0	0
Sheldon Richardson	9	7	2	0	0	0	0	0	0	1	0	0	0
Denzel Ward	7	4	3	0	0	0	0	0	0	0	0	0	0
Jermaine Whitehead	7	5	2	0	0	0	0	0	0	0	0	0	0
Greedy Williams	5	4	1	0	0	0	0	0	0	0	0	0	0
Damarious Randall	4	4	0	0	0	0	0	0	0	1	0	0	0
Larry Ogunjobi	4	3	1	1	10	0	0	0	0	0	0	0	0
Mack Wilson	4	2	2	0	0	0	0	0	0	0	0	0	0
Olivier Vernon	3	1	2	0	0	0	0	0	0	0	0	0	0
Eric Murray	3	1	2	0	0	0	0	0	0	0	0	0	0
Chad Thomas	2	0	2	0	0	0	0	0	0	0	0	0	0
Daniel Ekuale	2	1	1	0	0	0	0	0	0	0	0	0	0
Terrance Mitchell	1	1	0	0	0	0	0	0	0	1	0	0	0
T.J. Carrie	1	1	0	0	0	0	0	0	0	0	0	1	0
Chris Smith	0	0	0	0	0	0	0	0	0	1	0	0	0
<b>Totals</b>	<b>106</b>	<b>68</b>	<b>38</b>	<b>8</b>	<b>64</b>	<b>0</b>	<b>0</b>	<b>0</b>	<b>0</b>	<b>2</b>	<b>1</b>	<b>0</b>	<b>0</b>

## 2019 SPECIAL TEAMS STATISTICS

PLAYER	TACKLES					
	TOTAL	SOLO	ASST	FF	FR	BLK
Shekdrick Redwine	3	2	1	0	0	0
Malik Jefferson	1	1	0	0	0	0
Pharaoh Brown	1	0	1	0	0	0
Sione Takitaki	1	0	1	0	0	0
KhaDarel Hodge	3	2	1	0	0	0
<b>Totals</b>	<b>9</b>	<b>5</b>	<b>4</b>	<b>0</b>	<b>0</b>	<b>0</b>

## 2019 MISCELLANEOUS STATISTICS

PLAYER	TKL	FF	FR
JC Tretter	1	0	0
Jarvis Landry	1	0	0
Nick Chubb	1	0	0
<b>Totals</b>	<b>3</b>	<b>0</b>	<b>0</b>

## 2019 DEFENSIVE SCORING

PLAYER	INT TD	RET	FUMBLES RET	SAF
N/A				

2019 BROWNS GAME-BY-GAME OFFENSIVE STATISTICS

OPP	1ST DOWNS			DOWN CONV.			RUSHING			PASS			TDs			FGs			FUM			PEN			PUNTS				
	T	R	Pass	Pen.	3rd	4th	Net Yds.	Plays	Net	Att.	Avg.	Net	Skd-Yds.	Gross	A	C	TD	INT	R	P	Ret.	M	A	No.	Last	No.	Yds.	No.	Avg.
vs. TEN (9/8)	19	4	13	2	1-10	0-2	346	63	102	20	5.1	244	5-41	285	38	25	1	3	2	1	0	0	0	0	18	182	5	46.6	30:42
at NYJ	16	3	10	3	4-13	0-0	375	59	70	21	3.3	305	3-20	325	35	19	1	1	1	1	0	3	3	0	9	85	6	38.5	29:41

2019 BROWNS GAME-BY-GAME DEFENSIVE STATISTICS

OPP	1ST DOWNS			DOWN CONV.			RUSHING			PASS			TDs			FGs			FUM			PEN			PUNTS					
	T	R	Pass	Pen.	3rd	4th	Net Yds.	Plays	Net	Att.	Avg.	Net	Skd-Yds.	Gross	A	C	TD	INT	R	P	Ret.	M	A	No.	Last	No.	Yds.	No.	Avg.	POSS.
vs. TEN (9/8)	21	6	9	6	2-10	0-0	339	56	123	28	4.4	216	4-32	248	24	14	3	0	1	3	0	2	0	0	6	54	6	46.2	29:18	
at NYJ	13	4	6	3	2-14	0-2	262	59	93	24	3.9	169	4-32	201	31	23	0	0	0	0	1	1	1	1	12	89	7	47	30:19	
TOTAL	34	10	15	9	75-210	13-20	601	115	216	52	4.55	385	37-245	449	55	37	3	0	1	3	0	3	3	1	1	18	143	13	44	31:10

# 10 TAYWAN TAYLOR



**SCHOOL** WESTERN KENTUCKY  
**BORN** 3/2/1995  
**ACQUIRED** TR. (TEN) - '19  
**EXP** 3

**HEIGHT** 5-11  
**WEIGHT** 205  
**POSITION** WR

**TRANSACTIONS** Drafted by the Tennessee Titans in the third round (72nd overall) of the 2017 NFL Draft...Traded to the Cleveland Browns on August 31, 2019.

**COLLEGE** Concluded his Western Kentucky career by holding every major career and season receiving record at the school... Taylor finished his college career with 253 receptions for 4,234 yards and 41 touchdown receptions... After posting the best single season by a receiver in school history as a junior, Taylor more than lived up for the encore, breaking his own single-season records for receptions and receiving yards in his final season... Taylor finished his senior season with a record 98 receptions for a record 1,730 yards and 17 touchdowns, tying his own record for touchdown catches in a season. Taylor posted nine games with 100-yards receiving, second-most nationally, while his 11 games of catching at least one touchdown pass led the nation...Named First-Team All-Conference USA in 2015 and 2016...A semifinalist for the Biletnikoff award in 2015 and 2016.

**PERSONAL** Native of Louisville, Ky.

**HIGH SCHOOL** Taylor led Pleasure Ridge Park High School to a 14-1 season in 2012, catching a team-best 52 passes for 1,169 yards, accounting for nearly 40 percent of the team's receiving yards in his senior season...Taylor and Pleasure Ridge Park advanced to the Class 6A state title game in 2012, losing its only game of the season in the championship...For the year, Taylor found the endzone a team-high 18 times with 14 touchdown receptions, two rushing touchdowns and one interception returned for a touchdown.

## TAYLOR'S CAREER

Year	Team	GP	RECEIVING					RUSHING					
			GS	No	Yds	Avg	Lg	TD	Att	Yds	Avg	Lg	TD
2017	TEN	16	4	16	231	14.4	53	1	8	43	5.4	17	0
2018	TEN	13	5	37	466	12.6	55	1	-	-	-	-	-
<b>NFL totals</b>		<b>29</b>	<b>9</b>	<b>53</b>	<b>697</b>	<b>13.2</b>	<b>55</b>	<b>2</b>	<b>8</b>	<b>43</b>	<b>5.4</b>	<b>17</b>	<b>0</b>

**SINGLE-GAME HIGHS & CAREER MILESTONES: RECEIVING:** Receptions: - 7 vs. PHI, 09/30/18. First NFL Reception: vs. OAK, 9/17/17, (4 yards, Mariota). **RUSHING:** Rushes: - 2, at JAX, 09/17/17. NFL Debut: vs. Oak., 09/10/17. First NFL Rush: at JAX, 09/17/17.

## TAYLOR'S GAME-BY-GAME

## 2017, TENNESSE

Date	Opp	GP	GS	No	Yds	Avg	Lg	TD
9/10	Oak-L	1	0	2	14	7.0	10	0
9/17 at	JAX-W	1	0	1	42	42.0	42	0
9/24	Sea-W	1	0	1	15	15.0	15	0
10/01 at	Hou-L	1	0	-	-	-	-	-
10/08 at	Mia-L	1	1	-	-	-	-	-
10/16	Ind-W	1	1	2	61	30.5	53T	0
10/22 at	Cle-W	1	0	3	45	15.0	23	0
11/05	Bal-W	1	0	1	-4	-4.0	-4	0
11/12	Cin-W	1	0	2	34	17.0	20	-
11/16 at	Pit-L	1	1	-	-	-	-	-
11/26 at	Ind-W	1	0	1	8	8.0	8	0
12/03	Hou-W	1	0	2	15	7.5	15	0
12/10 at	Ari-L	1	0	-	-	-	-	-
12/17 at	SF-L	1	1	-	-	-	-	-
12/24	LAR-L	1	0	1	5	5.0	5	0
12/31	JAX-W	1	1	2	9	4.5	5	0
<b>2017 totals</b>		<b>16</b>	<b>4</b>	<b>16</b>	<b>231</b>	<b>14.4</b>	<b>53</b>	<b>1</b>

# 67 JUSTIN MCCRAY



**SCHOOL** CENTRAL FLORIDA

**BORN** 5/31/1992

**ACQUIRED** TR. (GB) - '19

**EXP** 3

**HEIGHT** 6-3

**WEIGHT** 315

**POSITION** G

**TRANSACTIONS** Signed by the Tennessee Titans as an undrafted free agent on May 12, 2014...Waived by the Titans on August 30, 2014...Signed to Titans practice squad on August 31, 2014...Waived by the Titans on August 30, 2015...Signed by the Green Bay Packers on March 29, 2017 after spending two season in the AFL...Traded to the Cleveland Browns for an undisclosed draft pick on August 31, 2019.

**COLLEGE** Played four years for the Knights of Central Florida from 2010-13. Was part of the 2010 UCF team that went 11-3 and a member of the 2014 Fiesta Bowl-winning Knights team that finished the season 12-1 and ranked No. 10 in the nation.

**PERSONAL** Native of Miami, Fla.

**HIGH SCHOOL** Attended Miami Southridge High School in Miami, Fla. from 2006-2010.

## MCCRAY'S CAREER

<u>Year</u>	<u>Team</u>	<u>GP</u>	<u>GS</u>
2018	Green Bay	12	5
2017	Green Bay	13	8
NFL Totals (one year)		25	13

**ADDITIONAL STATISTICS:** First NFL start - at ATL (9/17/17). First NFL appearance - vs. SEA (9/10/17).



# 77 WYATT TELLER



**SCHOOL** VIRGINIA TECH  
**BORN** 11/21/1994  
**ACQUIRED** TR. (BUF) - '19  
**EXP** 2

**HEIGHT** 6-4  
**WEIGHT** 315  
**POSITION** G

**TRANSACTIONS** Drafted by the Buffalo Bills in the fifth round of the 2018 NFL Draft (166 overall)...Acquired by the Cleveland Browns in a trade on August 29, 2019 in exchange for the Cleveland fifth and sixth round picks in the 2020 NFL Draft along with a 2021 seventh round pick.

**COLLEGE** Started 43 of 53 games while playing for Virginia Tech...Received 2017 First-Team All ACC honors...Was named a 2016 Honorable Mention All-ACC....Allowed just five pressures for the entire 2017-18 season with the Hokies...Originally a defensive end, switched to offensive tackle as a freshman before red-shirting for the 2013-14 season.

**PERSONAL** Native of Manassas, Virginia.

**HIGH SCHOOL** Ranked as the No. 35 defensive tackle in the country, the No. 60 player in his region and the No. 19 player in the state by ESPN Recruiting Nation ... A U.S. Army All-America Game selection ... The state's defensive player of the year for the Group AA level, as voted on by the VHSCA ... A first-team Group AA all-state selection by both the VHSCA and Virginia Preps ... Totaled over 120 total tackles, including 11 sacks, and forced four fumbles ... Earned Defensive Player of the Year honors in Region II and the Evergreen District ... Recorded 85 tackles, including 27 for a loss, 9.5 sacks and four forced fumbles his junior year ... Also had three interceptions and five blocked kicks his junior year.

## TELLER'S CAREER

<u>Year</u>	<u>Team</u>	<u>GP</u>	<u>GS</u>
2018	Arizona	8	7
NFL Totals (one year)		8	7

**ADDITIONAL STATISTICS:** First NFL start - at NYJ (11/11/18). First NFL appearance - vs. CHI (11/04/18).



# 40 MALIK JEFFERSON

**SCHOOL** TEXAS  
**BORN** 11/15/1996  
**ACQUIRED** W. (CIN) - '19  
**EXP** R

**HEIGHT** 6-2  
**WEIGHT** 240  
**POSITION** LB

**TRANSACTIONS** Originally selected in the third round (78th overall) of the 2018 NFL Draft...Waived by the Bengals on August 31, 2019...Claimed off waivers by the Cleveland Browns on September 1, 2019.

**COLLEGE** A three-year linebacker who played in 33 games with 29 career starts before declaring for the NFL Draft...Named Big 12 Conference Co-Defensive Player of the Year in 2017...Named first team All-Big 12 in 2017...Second team All-American (Associated Press, Sporting News)...Named a 2017 Butkus Award semifinalist...Named second team All-Big 12 at linebacker by the Associated Press in 2016 ... named a semifinalist for the 2016 Butkus Award...Earned freshman All-America honors in 2015... Named honorable mention All-Big 12 and Big 12 Defensive Freshman of the Year as a freshman.

**PERSONAL** Native of Mesquite, TX.

**HIGH SCHOOL** Attended Mesquite Poteet High School...An All-America and two-time all-state honoree...Chosen as the 2014 High School Butkus Award winner as the nation's top high school linebacker...Tabbed first-team 5A All-State by the Texas Sports Writers Association, honorable mention by the Associated Press ...Picked Texas Defensive Player of the Year and to the All-USA Texas Team by USA Today.

## JEFFERSON'S CAREER

Year	Team	GP	GS	TACKLES					Sk	Yds	INTERCEPTIONS					FUMBLES		
				Tot	Solo	Asst					No	Yds	Lg	TD	PD	FF	FR	Yds
2018	Cincinnati	12	0	10	5	5	0.0	0.0	0	0	0	0	-	0	0	0	0	0
<b>NFL totals (one year)</b>		<b>12</b>	<b>0</b>	<b>10</b>	<b>5</b>	<b>5</b>	<b>0.0</b>	<b>0.0</b>	<b>0</b>	<b>0</b>	<b>0</b>	<b>0</b>	<b>-</b>	<b>0</b>	<b>0</b>	<b>0</b>	<b>0</b>	<b>0</b>

**SINGLE-GAME HIGHS & CAREER MILESTONES:** TACKLES: Total - 3, vs. NO, 11/11/18. Solo - 2, at KC, 10/21/18. NFL debut: vs. Bal., 9/13/18.

## JEFFERSON'S GAME-BY-GAME

## 2018, CINCINNATI

Date	Opp	GP	GS	Tot	So	Asts	Sk	Yd	Int	Yd	Lg	TD	PD	FF	FR
09/9	at Ind-W	0	0	0	-	-	-	-	-	-	-	-	-	-	-
09/13	Bal-W	1	0	0	-	-	-	-	-	-	-	-	-	-	-
09/23	at Car-W	1	0	0	-	-	-	-	-	-	-	-	-	-	-
9/30	at Atl-L	1	0	0	-	-	-	-	-	-	-	-	-	-	-
10/7	Mia-W	0	0	0	-	-	-	-	-	-	-	-	-	-	-
10/14	Pit-L	1	0	2	1	1	0.0	0	0	0	-	0	1	0	0
10/21	at KC-L	1	0	2	2	0	0.0	0	0	0	-	0	0	0	0
10/28	TB-L	1	0	0	-	-	-	-	-	-	-	-	-	-	-
11/11	NO-L	1	0	3	1	2	0.0	0	0	0	-	0	0	0	0
11/18	at Bal-L	1	0	2	1	1	0.0	0	0	0	-	0	0	0	0
11/25	Cle-L	1	0	0	-	-	-	-	-	-	-	-	-	-	-
12/02	Den-L	1	0	0	-	-	-	-	-	-	-	-	-	-	-
12/09	at LAC-L	1	0	0	-	-	-	-	-	-	-	-	-	-	-
12/16	OAK-W	1	0	1	0	1	0.0	0	0	0	-	0	0	0	0
2018 TOTALS		12	0	10	5	5	0.0	0.0	0	0	-	0	0	0	0

# 83 RICKY SEALS-JONES



**SCHOOL** TEXAS A&M  
**BORN** 3/15/1995  
**ACQUIRED** W. (ARI) - '19  
**EXP** 2

**HEIGHT** 6-5  
**WEIGHT** 243  
**POSITION** TE

**TRANSACTIONS** Signed by the Cardinals as an undrafted free agent on May 2, 2017...Waived by the Cardinals on September 2, 2017...Signed to the Cardinals practice squad on September 3, 2017...Promoted to Cardinals active roster on September 25, 2017...Waived by Arizona on August 31, 2019...Claimed off waivers by the Browns on September 1, 2019.

**COLLEGE** Appeared in 39 games for the Aggies from 2013-2016...Caught 123 passes for 1,442 yards and 10 touchdown receptions.

**PERSONAL** Native of Sealy, TX.

**HIGH SCHOOL** Played QB and WR at Sealy High School in Sealy, Texas...Lined up at quarterback and recorded 114 carries for 1,245 yards and 15 TDs, along with 761 passing yards and 8 TDs to earn District 24-3A MVP honors in 2011.. Record 140 tackles, 10 interceptions and 8 sacks in his final two seasons.

## SEALS-JONES' CAREER

Year	Team	GP	GS	RECEIVING				TD	RUSHING				
				No	Yds	Avg	Lg		Att	Yds	Avg	Lg	TD
2017	ARI	10	1	12	201	16.8	29T	3	-	-	-	-	-
2018	ARI	15	5	34	343	10.1	40	1	-	-	-	-	-
<b>NFL totals</b>		<b>25</b>	<b>6</b>	<b>46</b>	<b>544</b>	<b>11.8</b>	<b>40</b>	<b>4</b>	<b>-</b>	<b>-</b>	<b>-</b>	<b>-</b>	<b>-</b>

**SINGLE-GAME HIGHS & CAREER MILESTONES:** RECEIVING: Receptions: - 5 AT Min., 10/14/18. First NFL Reception: at Hou., 11/19/17, (15 yards, B. Gabbert). NFL Debut: vs. Dal., 09/25/17. First NFL Start: at Was., 12/17/17.

## SEALS-JONES' GAME-BY-GAME

## 2017, ARIZONA

Date	Opp	GP	GS	No	Yds	Avg	Lg	TD
9/25	Dal-L	1	0	-	-	-	-	
10/01	SF-W	1	0	-	-	-	-	-
10/08 at	Phi-L	1	0	-	-	-	-	
10/15	TB-W	1	0	-	-	-	-	-
10/22 at	LAR-L	1	0	-	-	-	-	-
11/05 at	SF-W	1	0	-	-	-	-	-
11/09	Sea-L	1	0	-	-	-	-	-
11/19 at	Hou-L	1	0	3	54	18.0	28T	2
11/26	JAX-W	1	0	4	72	18.0	29T	1
12/03	LAR-L	1	0	2	44	22.0	27	0
12/10	Ten-W	1	0	1	20	20.0	20	0
12/17 at	Was-L	1	1	2	11	5.5	7	0
12/24	NYG-W	1	0	0	0	-	-	0
12/31 at	Sea-W	1	0	0	0	-	-	0
<b>2017 totals</b>		<b>10</b>	<b>1</b>	<b>12</b>	<b>201</b>	<b>16.8</b>	<b>29</b>	<b>3</b>

## 2018, ARIZONA

Date	Opp	GP	GS	No	Yds	Avg	Lg	TD
9/09	Was-L	1	1	3	19	6.3	7	0
9/16 at	LAR-L	1	1	4	17	4.3	8	1
9/23	Chi-L	1	1	1	35	35.0	35T	0
9/30	Sea-L	1	0	2	52	26.0	31	0
10/07 at	SF-W	1	0	0	0	-	-	0
10/14 at	Min-L	1	0	5	69	13.8	40	0
10/18	Den-L	1	1	2	12	6.0	7	0
10/28	SF-W	1	1	2	12	6.0	13	0
11/11 at	KC-L	1	0	5	51	10.2	21	0
11/18	Oak-L	1	0	1	5	5.0	5	0
11/25 at	LAC-L	1	0	1	5	5.0	5	0
12/02 at	GB-W	1	0	1	10	10.0	10	0
12/06	Det-L	1	1	3	31	10.3	12	0
12/16 at	Atl-L	1	1	3	22	7.3	9	0
12/23	LAR-L	1	1	1	3	3.0	3	0
12/30 at	Sea-L	0	0	-	-	-	-	0
<b>2018 totals</b>		<b>15</b>	<b>5</b>	<b>34</b>	<b>343</b>	<b>10.1</b>	<b>40</b>	<b>1</b>



# 12 KHADAREL HODGE

**SCHOOL** PRAIRE VIEW A&M  
**BORN** 1/3/1995  
**ACQUIRED** W. (LAR) - '19  
**EXP** 2

**HEIGHT** 6-2  
**WEIGHT** 205  
**POSITION** WR

**TRANSACTIONS** Signed by the Rams as an undrafted free agent on July 24, 2018...Waived by the Rams on September 1, 2018...Signed to the Rams practice squad on September 2, 2018...Promoted to Rams active roster on September 19, 2018...Waived by the Rams on August 31, 2019...Claimed off waivers by the Browns on September 1, 2019.

**COLLEGE** Began his career as a quarterback at Alcorn State but left after the 2014 season, during which he redshirted...Transferred to Hinds Community College in 2015, where he transitioned to wide receiver...Transferred to Prairie View A&M in 2016...Played three seasons for the Panthers, catching 104 passes for 1,797 yards and 21 touchdowns. As a senior, Hodge had 48 receptions for 844 yards and 12 touchdowns and was named first team All-SWAC and Black College All-America.

**PERSONAL** Native of Mendenhall, Miss....First name is pronounced Ka-DARE-ul

**HIGH SCHOOL** Attended Mendenhall High School...Became the starting quarterback at Mendenhall during his sophomore season and threw for over 3,000 passing yards and ran for over 2,000 yards along with 68 total touchdowns during his junior and senior seasons...Named second team All-State his senior season.

## HODGE'S CAREER

Year	Team	GP	RECEIVING					TD	RUSHING				
			GS	No	Yds	Avg	Lg		Att	Yds	Avg	Lg	TD
2018	LAR	14	0	2	17	8.5	14	0	-	-	-	-	-
<b>NFL totals</b>		<b>14</b>	<b>0</b>	<b>2</b>	<b>17</b>	<b>8.5</b>	<b>14</b>	<b>0</b>	<b>-</b>	<b>-</b>	<b>-</b>	<b>-</b>	<b>-</b>

**SINGLE-GAME HIGHS & CAREER MILESTONES:** RECEIVING: First NFL Reception: at Sea., 10/7/18, (14 yards, J. Goff). NFL Debut: vs. LAC, 09/23/18.



## HODGE'S GAME-BY-GAME

## 2018, LOS ANGELES RAMS

Date	Opp	GP	GS	No	Yds	Avg	Lg	TD
9/23	LAC-W	1	0	-	-	-	-	0
9/27	Min-W	1	0	-	-	-	-	1
10/07 at	Sea-W	1	0	1	14	14.0	14	0
10/14 at	Den-W	1	0	-	-	-	-	0
10/21 at	SF-W	1	0	-	-	-	-	0
10/28	GB-W	1	0	-	-	-	-	0
11/04 at	NO-L	1	0	-	-	-	-	0
11/11	Sea-W	1	0	-	-	-	-	0
11/19	KC-W	1	0	1	3	3.0	3	0
12/02 at	Det-W	1	0	-	-	-	-	0
12/09 at	Chi-L	1	0	-	-	-	-	0
12/16	Phi-L	1	0	0	0	-	-	0
12/23 at	Ari-W	1	0	-	-	-	-	0
12/30	SF-W	1	0	-	-	-	-	0
<b>2018 totals</b>		<b>14</b>	<b>0</b>	<b>2</b>	<b>17</b>	<b>8.5</b>	<b>14</b>	<b>0</b>

# 36 ELIJAH MCGUIRE



**SCHOOL** LOUISIANA-LAFAYETTE  
**BORN** 6/1/1994  
**ACQUIRED** FA - '19  
**EXP** 3

**HEIGHT** 5-10  
**WEIGHT** 214  
**POSITION** RB

**TRANSACTIONS** Originally drafted by the New York Jets in the sixth round (188th overall) of the 2017 NFL Draft...Released by the Jets on August 30, 2019...Signed to the Cleveland practice squad on September 2, 2019...Signed to the Cleveland active roster on September 16, 2019.

**COLLEGE** Finished his career as the Ragin' Cajuns all-time leader in all-purpose yards (5,968), total points scored (318) and total touchdowns (52)...Second in school history in both rushing yards (4,312) and attempts (711)...Posted his third consecutive 1,000-yard rushing season with 1,127 yards and seven touchdowns in 2016...Recorded five 100-yard rushing games on his senior season, increasing his career total to 17...Named the 2017 East-West Shrine Game Offensive MVP.

**PERSONAL** Native of Houma, La.

**HIGH SCHOOL** First team all-state choice as an athlete by the LSWA as a senior at Vandebilt Catholic High...led the state in rushing, carrying 223 times for 2,603 yards, an 11.8 average and 31 touchdowns to help the Terriers to an 11-2 record...also passed for 497 yards and five touchdowns in helping team win first district title since 2002 and reached the quarterfinals of the state playoffs for the first time since 2007...also earned first team all-region mention

**2018** Played in eight games, starting three in 2018...Rushed for three touchdowns while also catching another...Carried the ball four more times in 2018, in eight less games played.

**2017** Played 16 games for the Jets in 2017...Rushed for 315 yards and a touchdown...Set a career-long with a 69-yard rush (at JAX, 10/1/17).

Year	Team	GP	GS	RUSHING				RECEIVING					
				Att	Yds	Avg	Lg	TD	No.	Yds	Avg	Lg	TD
2017	NYJ	16	2	88	315	3.6	69	1	17	177	10.4	38	1
2018	NYJ	8	3	92	276	3.0	34	3	19	193	10.2	20	1
2019	CLE	0	0	-	-	-	-	-	-	-	-	-	-
<b>NFL totals</b>		<b>24</b>	<b>5</b>	<b>180</b>	<b>591</b>	<b>3.3</b>	<b>69</b>	<b>4</b>	<b>36</b>	<b>370</b>	<b>10.3</b>	<b>38</b>	<b>2</b>

## SINGLE-GAME HIGHS & CAREER MILESTONES:

**RUSHING:** First Rushing TD: vs. JAX, 10/01/17. Rushing Yards: 93 vs. JAX, 10/1/17. Rushing Attempts: 18 vs. Hou., 12/15/18, 18 at NE, 12/30/18

**RECEIVING:** First TD Reception: at NO, 12/17/17. Receiving Yards: 50 vs. GB, 12/23/18. Receptions: 4 at TB, 11/12/17.

**NFL Debut:** at Oak., 9/17/17.

## MCGUIRE'S GAME-BY-GAME

## 2018, NEW YORK JETS

		RUSHING							RECEIVING					
Date		Opp	GP	GS	No	Yds	Avg	Lg	TD	No	Yds	Avg	Lg	TD
9/10	at	Det-W				***injured reserve***								
9/16		Mia-L				***injured reserve***								
9/20	at	Cle-L				***injured reserve***								
9/30	at	JAX-L				***injured reserve***								
10/7		Den-W				***injured reserve***								
10/14		Ind-W				***injured reserve***								
10/21		Min-L				***injured reserve***								
10/28	at	Chi-L				***injured reserve***								
11/4	at	Mia-L	1	-	7	30	4.3	14	0	3	37	12.3	20	0
11/11		Buf-L	1	-	6	30	5.0	13	0	3	27	9.0	12	0
11/25		NE-L	1	-	6	19	3.2	8	0	1	7	7.0	7	0
12/2	at	Ten-L	1	-	6	19	3.2	7	0	1	-4	-4.0	-4	0
12/9	at	Buf-W	1	-	17	60	3.5	34	1	3	23	7.7	11	0
12/15		Hou-L	1	RB	18	42	2.3	14	1	3	29	9.7	16	0
12/23		GB-L	1	RB	14	35	2.5	10	1	3	50	16.7	20t	1
12/30	at	NE-L	1	RB	18	41	2.3	17	0	2	24	12.0	17	0
2018 totals			8	3	92	276	3.0	34	3	19	193	10.2	20	1

## 2017, NEW YORK JETS

Date	Opp	GP	GS	RUSHING				TD	RECEIVING				Lg	TD
				No	Yds	Avg	Lg		No	Yds	Avg	Lg		
9/10	at	Buf-L	1	-	-	-	-	-	-	-	-	-	-	-
9/17	at	Oak-L	1	-	6	29	4.8	11	0	1	7	7.0	7	0
9/24		Mia-W	1	-	7	34	4.9	10	0	-	-	-	-	-
10/1		JAX-W	1	-	10	93	9.3	69t	1	2	38	19.0	22	0
10/8	at	Cle-W	1	-	11	20	1.8	7	0	2	10	5.0	11	0
10/15		NE-L	1	RB	10	22	2.2	12	0	-	-	-	-	-
10/22	at	Mia-W	1	-	3	7	2.3	4	0	-	-	-	-	-
10/29		Atl-L	1	-	1	2	2.0	2	0	-	-	-	-	-
11/2		Buf-W	1	-	13	30	2.3	15	0	1	9	9.0	9	0
11/12	at	TB-L	1	-	8	22	2.8	6	0	4	36	6.0	13	0
11/26		Car-L	1	-	5	21	4.2	9	0	1	13	13.0	13	0
12/3		KC-W	1	-	5	20	4.0	19	0	-	-	-	-	-
12/10	at	Den-L	1	RB	1	-3	-3.0	-3	0	-	-	-	-	-
12/17	at	NO-L	1	-	4	24	6.0	10	0	3	48	16.0	38	1
12/24		LAC-L	1	-	-	-	-	-	0	0	0	-	-	0
12/31	at	NE-L	1	-	4	-6	-1.5	3	0	3	16	5.3	11	0
2017 totals			16	2	88	315	3.6	69	1	17	177	10.4	38	1

2019 BROWNS W-L RECORD BREAKDOWN

	2019 Season				2018 Season			
	Overall	vs. AFCN	Home	Road	Overall	vs. AFCN	Home	Road
Overall	1-1	0-0	0-1	1-0	7-8-1	3-2-1	5-2-1	2-6-0
grass	0-1	0-0	0-1	0-0	6-6-1	2-2-1	5-2-1	1-4
On artificial surfaces	1-0	0-0	0-0	1-0	1-2	1-0	0-0	1-2
When scoring first	1-1	0-0	0-1	1-0	3-3	1-1	2-0	1-3
When opponent scores first	0-0	0-0	0-0	0-0	4-5-1	2-1-1	3-2-1	1-3
In overtime	0-0	0-0	0-0	0-0	1-2-1	1-0-1	1-0-1	0-2
When leading after first quarter	1-1	0-0	0-1	1-0	2-1	1-1	1-0	1-1
When leading at halftime	1-0	0-0	0-0	1-0	4-2	3-0	3-0	1-2
When leading after third quarter	1-0	0-0	0-0	1-0	4-2	3-0	3-0	1-2
When trailing after first quarter	0-0	0-0	0-0	0-0	1-6	1-1	1-2	0-4
When trailing at halftime	0-1	0-0	0-1	0-0	1-6-1	0-2-1	1-2-1	0-4
When trailing after third quarter	0-1	0-0	0-1	0-0	2-6-1	0-2-1	1-2-1	1-4
When tied at halftime	0-0	0-0	0-0	0-0	2-0	0-0	1-0	1-0
On Sunday	0-1	0-0	0-1	0-0	5-8-1	3-2-1	4-2-1	1-6
On Monday	1-0	0-0	0-0	1-0	0-0	0-0	0-0	0-0
On Thursday	0-0	0-0	0-0	0-0	1-0	0-0	1-0	0-0
On Saturday	0-0	0-0	0-0	0-0	1-0	0-0	0-0	1-0
Day games (before 5 p.m.)	0-1	0-0	0-1	0-0	5-8-1	3-2-1	4-2-1	1-6
Night games (after 5 p.m.)	1-0	0-0	0-0	1-0	0-0	0-0	0-0	0-0
When CLE had 100-yard rusher	0-0	0-0	0-0	0-0	3-1	1-0	2-0	1-1
When CLE had 100-yard receiver	1-0	0-0	0-0	1-0	1-2-1	0-1-1	1-0-1	0-2
When CLE had 300-yard passer	1-0	0-0	0-0	1-0	1-2	1-1	1-0	0-2
When OPP had 100-yard rusher	0-0	0-0	0-0	0-0	0-4-1	0-2-1	0-0-1	0-4
When OPP had 100-yard receiver	0-1	0-0	0-1	0-0	1-3-1	0-0-1	1-1-1	0-2
When OPP had 300-yard passer	0-0	0-0	0-0	0-0	1-4-1	0-0-1	1-2-1	0-2

2019 REPLAYS AND CHALLENGES

(2018 Browns Challenges [3/4])

Browns Challenges (0/0)

Date	Opp.	Time	Initial Call	Decision
------	------	------	--------------	----------

Opponent Challenges (0/0)

Date	Opp.	Time	Initial Call	Decision
------	------	------	--------------	----------

2019 STARTING LINEUPS AND INACTIVES

OFFENSIVE GAME-BY-GAME STARTERS

Game	Opp.	WR	LT	LG	C	RG	RT	TE	WR	QB	RB	FB
09/8	Ten	J.Landry	G.Robinson	J.Bitonio	J.Tretter	E.Kush	C.Hubbard	D.Njoku	O.Beckham	B.Mayfield	N.Chubb	R.Higgins (WR)
09/16	at NYJ	J.Landry	G.Robinson	J.Bitonio	J.Tretter	E.Kush	C.Hubbard	D.Ratley(WR)	O.Beckham	B.Mayfield	N.Chubb	T.Taylor (WR)
9/22	LAR											
9/29	at BAL											
10/7	at SF											
10/13	SEA											
10/27	at NE											
11/3	at DEN											
11/10	BUF											
11/14	PIT											
11/24	MIA											
12/1	at PIT											
12/8	CIN											
12/15	at ARI											
12/22	BAL											
12/29	at CIN											

DEFENSIVE GAME-BY-GAME STARTERS

Game	Opp.	DE	DT	DT	DE	WILL	MIKE	CB	CB	S	S	DB
9/8	Ten	M.Garrett	L.Ogunjobi	S.Richardson	O.Vernon	C.Kirksey	J.Schobert	D.Ward	G.Williams	D.Randall	M.Burnett	J.Whitehead
9/16	at NYJ	M.Garrett	L.Ogunjobi	S.Richardson	O.Vernon	C.Kirksey	J.Schobert	D.Ward	G.Williams	E.Murray	M.Burnett	J.Whitehead
9/22	LAR											
9/29	at BAL											
10/7	at SF											
10/13	SEA											
10/27	at NE											
11/3	at DEN											
11/10	BUF											
11/14	PIT											
11/24	MIA											
12/1	at PIT											
12/8	CIN											
12/15	at ARI											
12/22	BAL											
12/29	at CIN											

GAME-BY-GAME INACTIVES

Game	Opp.							
9/8	Ten	G.Gilbert	T.Taylor	S.Takitaki	G.Avery	A.Corbett	W.Teller	R.Seals-Jones
9/16	at NYJ	D.Randall	D.Hilliard	G.Avery	A.Taylor	A.Corbett	K.Lamm	R.Higgins
9/22	LA							
9/29	at BAL							
10/7	at SF							
10/13	SEA							
10/27	at NE							
11/3	at DEN							
11/10	BUF							
11/14	PIT							
11/24	MIA							
12/1	at PIT							
12/8	CIN							
12/15	at ARI							
12/22	BAL							
12/29	at CIN							

## 2019 DEFENSIVE GAME-BY-GAME STATS

## INTERCEPTIONS

Game	Opp.	No.	Yards	LG	TD	Players
9/8	TEN	0	0	0	0	0
9/16	at NYJ	0	0	0	0	0
9/22	LAR					
9/29	at BAL					
10/7	at SF					
10/13	SEA					
10/27	at NE					
11/3	at DEN					
11/10	BUF					
11/14	PIT					
11/24	MIA					
12/1	at PIT					
12/8	CIN					
12/15	at ARI					
12/22	BAL					
12/29	at CIN					
<b>Totals</b>	<b>2 games</b>	<b>0</b>	<b>0</b>	<b>0</b>	<b>0</b>	<b>0</b>

## FUMBLES

Game	Opp.	FUMBLES FORCED		FUMBLES RECOVERED	
		No.	Players	No.	Players
9/8	TEN	0	None	0	None
9/16	at NYJ	1	J.Schobert	1	T.Carrie
9/22	LAR				
9/29	at BAL				
10/7	at SF				
10/13	SEA				
10/27	at NE				
11/3	at DEN				
11/10	BUF				
11/14	PIT				
11/24	MIA				
12/1	at PIT				
12/8	CIN				
12/15	at ARI				
12/22	BAL				
12/29	at CIN				
<b>Totals</b>	<b>2 games</b>	<b>1</b>		<b>1</b>	

## QUARTERBACK SACKS

Game	Opp.	No.	Yards	Players
9/8	TEN	4	32	M.Burnett (1.0), M.Garrett (2.0), L.Ogunjobi (1.0)
9/16	at NYJ	4	32	M.Garrett (3.0), M.Burnett (1.0)
9/22	LAR			
9/29	at BAL			
10/7	at SF			
10/13	SEA			
10/27	at NE			
11/3	at DEN			
11/10	BUF			
11/14	PIT			
11/24	MIA			
12/1	at PIT			
12/8	CIN			
12/15	at ARI			
12/22	BAL			
12/29	at CIN			
<b>Totals</b>	<b>2 games</b>	<b>8</b>	<b>64</b>	



2019 CLEVELAND BROWNS INDIVIDUAL BESTS

BROWNS

LONGEST RUN FROM SCRIMMAGE:	19, N.Chubb, at NYJ (9/16)
LONGEST TOUCHDOWN RUN:	19, N.Chubb, at NYJ (9/16)
LONGEST PASS COMPLETION:	89, O.Beckham Jr., at NYJ (9/16)
LONGEST TOUCHDOWN PASS:	89, O.Beckham Jr., at NYJ (9/16)
LONGEST PUNT RETURN:	18T, D.Hilliard, TEN (9/8), J.Landry, at NYJ (9/16)
LONGEST KICKOFF RETURN:	32, D.Hilliard, TEN (9/8)
MOST INTERCEPTIONS:	None
LONGEST INTERCEPTION RETURN:	None
LONGEST PUNT:	52, J.Gillan, TEN (9/8)
LONGEST FIELD GOAL:	48, A.Seibert, at NYJ (9/16)
MOST RUSHING ATTEMPTS:	18, N.Chubb, at NYJ (9/16)
MOST RUSHING YARDS:	75, N.Chubb, TEN (9/8)
MOST PASS ATTEMPTS:	38, B.Mayfield, TEN (9/8)
MOST PASS COMPLETIONS:	25, B.Mayfield, TEN (9/8)
MOST YARDS PASSING:	325, B.Mayfield, at NYJ (9/16)
MOST RECEPTIONS:	7, O.Beckham Jr., TEN (9/8)
MOST YARDS RECEIVING:	161, O.Beckham Jr., at NYJ (9/16)
MOST INTERCEPTIONS THROWN:	3, B.Mayfield, TEN (9/8)
MOST RUSHING TOUCHDOWNS:	1T, D.Hilliard TEN (9/8), N.Chubb, at NYJ (9/16)
MOST TOUCHDOWN PASSES:	1T, B.Mayfield, TEN (9/8), at NYJ (9/16)
MOST TOUCHDOWN RECEPTIONS:	1T, D.Njoku, TEN (9/8), O.Beckham Jr., at NYJ (9/16)
MOST QB SACKS:	3, M.Garrett, at NYJ (9/16)

OPPONENTS

LONGEST RUN FROM SCRIMMAGE:	18, D.Henry, TEN (9/8)
LONGEST TOUCHDOWN RUN:	1, D.Henry, TEN (9/8)
LONGEST PASS COMPLETION:	51, A.Brown, TEN (9/8)
LONGEST TOUCHDOWN PASS:	75, D.Henry, TEN (9/8)
LONGEST PUNT RETURN:	5, B.Berrios, at NYJ (9/16)
LONGEST KICKOFF RETURN:	23, A.Jackson, TEN (9/8)
MOST INTERCEPTIONS:	1, M.Butler, K.Byard, L.Ryan, TEN (9/8), D.Robert at NYJ (9/16)
LONGEST INTERCEPTION RETURN:	38, M.Butler, TEN (9/8)
LONGEST PUNT:	70, B.Kern, TEN (9/8)
LONGEST FIELD GOAL:	53, C.Santos, TEN (9/8)
MOST RUSHING ATTEMPTS:	21, L.Bell, at NYJ (9/16)
MOST RUSHING YARDS:	84, D.Henry, TEN (9/8)
MOST PASS ATTEMPTS:	25, L.Falk, at NYJ (9/16)
MOST PASS COMPLETIONS:	20, L.Falk, at NYJ (9/16)
MOST YARDS PASSING:	248, M.Mariota, TEN (9/8)
MOST RECEPTIONS:	10, L.Bell, at NYJ (9/16)
MOST YARDS RECEIVING:	100, A.Brown, TEN (9/8)
MOST INTERCEPTIONS THROWN:	
MOST RUSHING TOUCHDOWNS:	1, D.Henry, TEN (9/8)
MOST TOUCHDOWN PASSES:	3, M.Mariota, TEN (9/8)
MOST TOUCHDOWN RECEPTIONS:	2, De.Walker, TEN (9/8)
MOST QB SACKS:	2.5, C.Wake, TEN (9/8)

# SUPPLEMENTAL STATS

## 2019 BROWNS TEAM SCORING

Game	Opp.	BROWNS						OPPONENTS					
		1ST	2ND	3RD	4TH	OT	TOTAL	1ST	2ND	3RD	4TH	OT	TOTAL
9/8	TEN	6	0	7	0	0	13	3	9	10	21	0	43
9/16	NYJ	6	10	7	0	0	23	0	3	0	0	0	3
Totals 2 games		12	10	14	0	0	36	3	12	10	21	0	46

## 2019 TURNOVER TABLE

Game	Opp.	TAKEAWAYS				GIVEAWAYS				Difference	Result
		Fumbles	INTs	Total	Pts Off	Fumbles	INT	Total	Pts Off		
9/8	TEN	0	0	0	0	0	3	3	16	-3	L, 43-13
9/16	at NYJ	1	0	0	0	0	1	1	0	0	W, 23-3
Totals 2 games		0	0	0	0	0	4	4	16	-3	

2019 BROWNS SCORING DRIVES

SEPT. 8 VS. TENNESSEE TITANS

Team	Qtr.	Time	Scoring Play	TEN	CLE
Browns	1	10:11	D.Hilliard 4 yd. run (kick failed, wr)	0	6
Titans	1	6:32	C.Santos 37 yd. Field Goal (7-73, 3:39)	3	6
Titans	2	9:39	D.Henry 1 yd. run (C.Santos kick) (11-87, 5:10)	10	6
Titans	2	1:42	B.Mayfield sacked in the end zone by C.Wake for a Safety	12	6
Titans	3	11:53	C.Santos 53 yd. Field Goal (5-44, 3:07)	15	6
Browns	3	2:10	D.Njoku 3 yd. pass from B. Mayfield (A. Seibert kick) (6-61, 3:42)	15	6
Titans	3	1:57	D.Henry 75 yd. pass from M.Mariota (C.Santos kick) (1-75, 0:13)	22	13
Titans	4	12:32	De.Walker 11 yd. pass from M.Mariota (C.Santon kick) (4-35, 1:39)	29	13
Titans	4	9:03	De.Walker 7 yd. pass from M.Mariota (C.Santos kick) (4-34, 2:14)	36	13
Titans	4	3:02	M.Butler 38 yd. interception return (C.Santos kick)	43	13

SEPT. 16 AT NEW YORK JETS

Team	Qtr.	Time	Scoring Play	CLE	NYJ
Browns	1	10:27	A.Seibert 23 yd. Field Goal (11-76, 4:33)	3	0
Browns	1	6:15	A.Seibert 48 yd. Field Goal (6-22, 2:32)	6	0
Browns	2	10:16	N.Chubb 19 yd. run (A.Seibert kick) (5-53, 3:07)	13	0
Jets	2	2:56	S.Ficken 46 yd. Field Goal (11-47, 7:20)	13	3
Browns	2	0:00	A.Seibert 43 yd. Field Goal (5-15, 0:35)	16	3
Browns	3	3:32	O.Beckham 89 yd. pass from B.Mayfield (A.Seibert kick) (1-89, 0:11)	23	3

2019 BALL POSSESSION AND DRIVE CHART

CLEVELAND BROWNS VS. TENNESSEE TITANS (9/8/19)

TITANS(29:18)					BROWNS (30:42)				
AVERAGE DRIVE START TEN 34					AVERAGE DRIVE START CLE 17				
	Plays	Yards	Time	End		Plays	Yards	Time	End
1.	7	73	6:32	Field Goal	1.	8	73	10:11	Touchdown
2.	3	2	2:17	Punt	2.	4	-5	3:29	Punt
3.	11	87	9:39	Touchdown	3.	5	28	14:49	Punt
4.	7	29	5:03	Punt	4.	3	9	8:27	Punt
5.	3	-1	1:47	Punt	5.	3	-3	3:30	Punt
6.	4	11	0:57	Punt	6.	1	-3	1:42	Safety
7.	5	44	11:53	Field Goal	7.	6	32	0:00	End of Half
8.	3	1	5:52	Punt	8.	5	30	8:23	Punt
9.	1	75	1:57	Touchdown	9.	6	61	2:10	Touchdown
10.	4	35	12:32	Touchdown	10.	6	20	14:11	Interception
11.	4	34	9:03	Touchdown	11.	3	6	11:17	Interception
12.	4	-14	3:11	Punt	12.	8	24	5:36	Downs
13.	2	-2	0:00	End of Game	13.	1	0	3:02	Interceptions
					14.	4	9	1:16	Downs

CLEVELAND BROWNS AT NEW YORK JETS (9/16/19)

BROWNS (29:41)					JETS (30:19)				
AVERAGE DRIVE START CLE 34					AVERAGE DRIVE START NYJ 18				
	Plays	Yards	Time	End		Plays	Yards	Time	End
1.	11	76	4:33	Field Goal	1.	3	-2	1:40	Punt
2.	6	22	2:17	Field Goal	2.	3	4	0:57	Punt
3.	5	18	9:39	Punt	3.	6	0	4:15	Punt
4.	5	53	5:03	Touchdown	4.	11	47	7:20	Field Goal
5.	6	25	1:47	Punt	5.	3	-3	0:22	Punt
6.	5	15	0:57	Field Goal	6.	3	0	2:11	Punt
7.	3	6	11:53	Punt	7.	3	4	2:00	Punt
8.	3	1	5:52	Punt	8.	8	60	3:27	Downs
9.	1	89	1:57	Touchdown	9.	3	8	1:25	Punt
10.	3	8	12:32	Punt	10.	6	45	2:46	Downs
11.	5	23	9:03	Interception	11.	5	57	2:51	Fumble
12.	9	49	5:54	Punt	12.	6	58	1:05	End of Game

2019 RED ZONE EFFICIENCY

	BROWNS	OPPONENTS
Number of trips into opponent's red zone .....	5	6
Total scores .....	5	4
Touchdowns .....	3	3
Field goals/attempts .....	2/2	2/2
Touchdown percentage.....	60.0	50.0
Scoring percentage .....	100.0	66.67
Turnovers.....	0	1
Downs.....	0	1
Missed field goals.....	0	0
Time expired .....	0	0
Ended without trying to score .....	0	0
Scores from outside the red zone .....	2	3
Touchdowns .....	1	1
Field goals .....	1	1
Safeties.....	0	1

LONGEST DRIVES

GAME-BY-GAME - LONGEST DRIVES - PLAYS

		BROWNS			OPPONENTS		
Game		#Plays	Net Yards/Time	Drive Result	#Plays	Net Yards/Time	Drive Result
9/8	TEN	8	73/10:11	Touchdown	11	87/9:39	Touchdown
9/16	NYJ	11	76/10:27	Field Goal	11	42/2:56	Field Goal
9/22	LAR						
9/29	BAL						
10/7	SF						
10/13	SEA						
10/27	NE						
11/3	DEN						
11/10	BUF						
11/14	PIT						
11/24	MIA						
12/1	PIT						
12/8	CIN						
12/15	ARI						
12/22	BAL						
12/29	CIN						

GAME-BY-GAME - LONGEST DRIVES - NET YARDS

		BROWNS			OPPONENTS		
Game		#Plays	Net Yards/Time	Drive Result	#Plays	Net Yards/Time	Drive Result
9/8	TEN	8	73/10:11	Touchdown	11	87/9:39	Touchdown
9/16	NYJ	89	1/0:11	Touchdown	8	60/3:43	Downs
9/22	LAR						
9/29	BAL						
10/7	SF						
10/13	SEA						
10/27	NE						
11/3	DEN						
11/10	BUF						
11/14	PIT						
11/24	MIA						
12/1	PIT						
12/8	CIN						
12/15	ARI						
12/22	BAL						
12/29	CIN						

2019 LONGEST PLAYS

LONGEST PLAYS FROM SCRIMMAGE

BROWNS		
Yards	Opponent	Play
89	9/16 at NYJ	O.Beckham Jr. TD reception
35	9/8 vs. TEN	R.Higgins reception
34	9/8 vs. TEN	J.Landry reception
33	9/16 at NYJ	O.Beckham Jr. reception
29	9/16 at NYJ	D.Ratley reception
27	9/16 at NYJ	D.Johnson reception
25	9/16 at NYJ	J.Landry reception
24	9/8 vs. TEN	O.Beckham Jr. reception
23	9/8 vs. TEN	J.Landry reception
21	9/16 at NYJ	O.Beckham Jr. reception
21	9/16 at NYJ	D.Ratley reception

OPPONENTS		
Yards	Opponent	Play
75	9/8 vs. TEN	D.Henry TD reception
51	9/8 vs. TEN	A.Brown reception
47	9/8 vs. TEN	A.Brown reception
36	9/16 at NYJ	Ro.Anderson reception
30	9/16 at NYJ	J.Crowder reception
25	9/8 vs. TEN	De.Walker reception
20	9/16 at NYJ	Ro.Anderson reception

No. of 20-plus yard plays: 7 (0 rush, 7 pass)

No. of 40-plus yard plays: 3 (0 rush, 3 pass)

No. of 20-plus yard plays: 11 (0 rush, 11 pass)

No. of 40-plus yard plays: 1 (0 rush, 1 pass)

LONGEST KICK/PUNT RETURNS

BROWNS			
Type	Yards	Opponent	Returner
KR	32	9/8 vs. TEN	D.Hilliard
KR	23	9/16 at NYJ	T.Taylor
KR	23	9/8 vs. TEN	D.Johnson
PR	18	9/16 at NYJ	J.Landry
PR	18	9/8 vs. TEN	D.Hilliard

OPPONENTS			
Type	Yards	Opponent	Returner
KR	23	9/8 vs. TEN	A.Jackson
KR	20	9/16 at NYJ	T.Cannon
KR	17	9/8 vs. TEN	D.Jennings

No. of 20-plus yard returns: 2 (2 kickoff, 0 punt)

No. of 40-plus yard returns: 0

No. of 20-plus yard returns: 3 (3 kickoff, 0 punt)

No. of 40-plus yard returns: 0



