



# INDIANAPOLIS COLTS WEEKLY PRESS RELEASE



## PRESEASON GAME 2

INDIANAPOLIS COLTS (0-1) VS. CLEVELAND BROWNS (1-0)  
4:00 P.M. ET | SATURDAY, AUG. 17, 2019 | LUCAS OIL STADIUM



### COLTS HOST CLEVELAND IN 2019 PRESEASON HOME OPENER



Colts Head Coach  
Frank Reich

The Indianapolis Colts will host the Cleveland Browns in their 2019 home preseason opener. The game time is set for 4:00 p.m. ET on Saturday, Aug. 17, at Lucas Oil Stadium.

The teams will participate in two joint practices on Wednesday, Aug. 14 and Thursday, Aug. 15 at Grand Park Sports Campus in Westfield, Ind.

The contest will mark the ninth all-time preseason matchup between the teams, with the Colts leading the series at 6-2. Indianapolis hosted and defeated the Browns, 27-6 on Aug. 24, 2013.

The Colts finished the 2018 season with a 10-6 regular season record, including a 4-2 record in the AFC South Division. After a Wild Card Round win on the road versus the Houston Texans, the Colts concluded the season with an appearance in the AFC Divisional Round against the Kansas City Chiefs.

After starting the season with a 1-5 record, Indianapolis won nine of their final 10 regular season games to clinch the team's first postseason berth since 2014. The Colts became just the third team in NFL history to start the season 1-5 and make it to the playoffs. Additionally, the Colts were the second team in NFL history to start a season 1-5 and win a playoff game.

**Head Coach Frank Reich** became just the third head coach in team history to win a playoff game in his first season at the helm. He was named the 2018 AFC Coach of the Year by the NFL 101 Awards.

During the 2019 offseason, Colts **General Manager Chris Ballard** focused on re-signing many players, most notably **CB-Pierre Desir**, **S-Clayton Geathers**, **G-Mark Glowinski**, **DT-Margus Hunt**, **LS-Luke Rhodes**, **WR-Chester Rogers** and **K-Adam Vinatieri**. Via veteran free agency, Indianapolis signed **WR-Devin Funchess** and **DE-Justin Houston**.

Ballard and his staff also put together a 10-man draft class that included seven defensive players and three offensive players. Speed and athleticism are two characteristics that emulate the Colts' 2019 Draft class, which is spearheaded by the club's three second-round picks in **CB-Rock Ya-Sin**, **LB-Ben Banogu** and **WR-Parris Campbell**.

### MEDIA SCHEDULE: AUG. 13 - 16

#### Tuesday, Aug. 13

No availability

#### Wednesday, Aug. 14 - Joint practice with Cleveland Browns

4:00 p.m. - Practice

6:15 p.m. - Frank Reich available

6:15 p.m. - Player Interviews

#### Thursday, Aug. 15 - Joint practice with Cleveland Browns

4:00 p.m. - Practice

6:05 p.m. - Frank Reich available

6:05 p.m. - Player Interviews

#### Friday, Aug. 16

No Availability

### BROADCAST INFORMATION

TV coverage: WXIN/NFL Network

Play-by-Play: Greg Rakestraw

Color Analyst: Rick Venturi

Sideline: Larra Overton



Radio coverage: WFNI & WLHK

Play-by-Play: Matt Taylor

Color Analyst: Jim Sorgi

Sideline: Jeffrey Gorman



### INDIANAPOLIS COLTS 2019 SCHEDULE

#### PRESEASON (0-1)

Day	Date	Opponent	Time	Network
Thurs.	Aug. 8	at Buffalo	7:00 PM	L, 24-16
Sat.	Aug. 17	CLEVELAND	4:00 PM	FOX59/NFLN
Sat.	Aug. 24	CHICAGO	7:00 PM	FOX59
Thurs.	Aug. 29	at Cincinnati	7:00 PM	FOX59

#### REGULAR SEASON (0-0)

Day	Date	Opponent	Time	Network
Sun.	Sept. 8	at Los Angeles Chargers	4:05 PM	CBS
Sun.	Sept. 15	at Tennessee	1:00 PM	CBS
Sun.	Sept. 22	ATLANTA	1:00 PM	CBS
Sun.	Sept. 29	OAKLAND	1:00 PM	CBS
Sun.	Oct. 6	at Kansas City	8:20 PM	NBC
Sun.	Oct. 13	BYE WEEK		
Sun.	Oct. 20	HOUSTON	1:00 PM	CBS
Sun.	Oct. 27	DENVER	4:25 PM	CBS
Sun.	Nov. 3	at Pittsburgh	1:00 PM	CBS
Sun.	Nov. 10	MIAMI	4:05 PM	CBS
Sun.	Nov. 17	JACKSONVILLE	1:00 PM	CBS
Thurs.	Nov. 21	at Houston	8:20 PM	FOX/NFLN/ AMAZON
Sun.	Dec. 1	TENNESSEE	1:00 PM	CBS
Sun.	Dec. 8	at Tampa Bay	1:00 PM	CBS
Mon.	Dec. 16	at New Orleans	8:15 PM	ESPN
Sun.	Dec. 22	CAROLINA	1:00 PM	FOX
Sun.	Dec. 29	at Jacksonville	1:00 PM	CBS

\* All times are Eastern; Home games in **BOLD CAPS**

### 2019 REGULAR SEASON OPPONENTS

Along with their normal slate of home and road contests against AFC South opponents - Houston, Jacksonville and Tennessee - the Colts will compete against the AFC West and NFC South Divisions in 2019. Indianapolis will face four 2018 playoff teams.

#### INDIANAPOLIS COLTS 2019 REGULAR SEASON OPPONENTS

Team	H/A	2018 Record	Last RS Meeting/Result
Houston	H/A	11-5 (.688)	A - 12/9/18 - W, 24-21
Tennessee	H/A	9-7 (.563)	A - 12/30/18 - W, 33-17
Jacksonville	H/A	5-11 (.313)	A - 12/2/18 - L, 6-0
Atlanta	H	7-9 (.438)	A - 11/22/15 - W, 24-21
Carolina	H	7-9 (.438)	A - 11/2/15 - L, 29-26
Miami	H	7-9 (.438)	H - 11/25/18 - W, 27-24
Denver	H	6-10 (.375)	H - 12/14/17 - L, 25-13
Oakland	H	4-12 (.250)	A - 10/28/18 - W, 42-28
New Orleans	A	13-3 (.813)	H - 10/25/15 - L, 27-21
Kansas City	A	12-4 (.750)	H - 10/30/16 - L, 30-14
LA Chargers	A	12-4 (.750)	H - 9/25/16 - W, 26-22
Pittsburgh	A	9-6-1 (.594)	H - 11/12/17 - L, 20-17
Tampa Bay	A	5-11 (.313)	H - 11/29/15 - W, 25-12
<b>Total</b>		<b>107-100-1 (.517)</b>	

# TABLE OF CONTENTS/IMPORTANT INFORMATION

## TABLE OF CONTENTS

Season Preview/Schedule .....	1
Table of Contents/Important Information .....	2
Head Coach Matchup .....	3

### COLTS INFORMATION

Connections .....	4
Statistical Comparison .....	5
Colts Re-Signings.....	6-7
Colts Free Agent Acquisitions .....	8
Colts 2019 NFL Draft Class .....	9-10
New Colts Assistant Coaches.....	11-12
What To Look For In 2019 .....	13-14

### COLTS NOTES

Colts Notes.....	15-43
Eric Ebron Notes.....	44
T.Y. Hilton Notes.....	45
Andrew Luck Notes.....	46-48
Adam Vinatieri Notes.....	49-50
Darius Leonard Notes.....	51
Justin Houston Notes.....	52

## 2018 AWARDS

### GENERAL MANAGER CHRIS BALLARD

PFWA Executive of the Year

### HEAD COACH FRANK REICH

NFL 101 Awards AFC Coach of the Year

### DT/DE-DENICO AUTRY

AFC Defensive Player of the Week - Week 14

### TE-JACK DOYLE

Ed Block Courage Award

### TE-ERIC EBON

2019 Pro Bowl

### LB-DARIUS LEONARD

Associated Press First Team All-Pro  
 Associated Press Defensive Rookie of the Year  
 PFWA Defensive Rookie of the Year  
 PFWA All-AFC Team  
 PFWA All-Rookie Team  
 AFC Defensive Player of the Week - Week 2  
 Pepsi NFL Rookie of the Week - Week 2  
 Defensive Rookie of the Month - September  
 Pepsi NFL Rookie of the Week - Week 8  
 AFC Defensive Player of the Week - Week 17  
 AFC Defensive Player of the Month - December

### QB-ANDREW LUCK

2019 Pro Bowl  
 Associated Press Comeback Player of the Year  
 Sporting News Comeback Player of the Year  
 PFWA Comeback Player of the Year  
 Finalist for Art Rooney Sportsmanship Award (Colts Nominee)  
 AFC Offensive Player of the Week - Week 11  
 AFC Offensive Player of the Month - November  
 FedEx Air NFL Player of the Week - Week 12

### G/C-QUENTON NELSON

Associated Press First Team All-Pro  
 Sporting News All-Pro Team  
 2019 Pro Bowl  
 PFWA All-NFL Team  
 PFWA All-AFC Team  
 PFWA All-Rookie Team  
 Offensive Rookie of the Month - October

### DE-JABAAL SHEARD

Colts Man of the Year - Nominee for NFL's Walter Payton Man of the Year Award

### T/G-BRADEN SMITH

PFWA All-Rookie Team

### K-ADAM VINATIERI

AFC Special Teams Player of the Week - Week 8

## 2018 FINAL AFC SOUTH STANDINGS

Team	W	L	T	Pct.	Pts.	Opp.
Houston	11	5	0	.688	402	316
<b>Indianapolis</b>	<b>10</b>	<b>6</b>	<b>0</b>	<b>.625</b>	<b>433</b>	<b>344</b>
Tennessee	9	7	0	.563	310	303
Jacksonville	5	11	0	.313	245	316

## COLTS GAMEDAY INFORMATION

### GAMEDAY GIVE-A-WAYS

- **Devin Funchess** featured Koozies for the first 2,000 fans inside [American Family Insurance Touchdown Town](#)
- Kids Giveaway at Guest Services

### NFL INITIATIVE

#### PLAY FOOTBALL MONTH

The Colts will join the NFL and USA Football in celebrating youth and high school football this month through the Play Football initiative. For more information on Play Football, visit [playfootball.com](#).



### LIVE MUSIC SCHEDULE:

- **American Family Insurance Touchdown Town:** Mank & Sass, 1:00-3:30 p.m.
- **Lucas Oil Plaza Stage:** Dave Chisham Band, 2:00-3:30 p.m.
- **Crown Royal Blue Room:** Levi Driskell, 2:00-3:30 p.m.
- **Huntington Gate (Outside):** Circle City Bucket Drummers, 2:00-3:45 p.m.
- **Southeast Gate:** Indy Showtime Brass, 2:00-3:45 p.m.

### SPECIAL APPEARANCES

#### COLTS CHEERLEADERS AUTOGRAPH SESSIONS

- American Family Insurance Touchdown Town, Lucas Oil Plaza, Huntington Gate, South Gate, Colts Pro Shop: 2:00-3:00 p.m.

#### ALUMNI PLAYER AUTOGRAPH SESSIONS

- Barry Krauss
  - o East Club: 2:30-3:30 p.m.
- Ken Diler
  - o West Club: 2:30-3:30 p.m.
- Devon McDonald
  - o Verizon (East Gate): 2:30-3:30 p.m.
- Roosevelt Potts
  - o Huntington (West Gate): 2:30-3:30 p.m.

### SUPER BOWL TROPHY

The Colts Super Bowl trophy will be on display outside Section 12B.

### NATIONAL ANTHEM:

Mary Mary

### HALFTIME:

Junior Cheer Halftime Show

## COLTS MEDIA SITE

On the Colts media website, <http://nflomg.com>, media outlets can access up-to-date Colts information, including press releases, transcripts, daily notes and game releases. The site also offers access to the 2019 media guide.

Login: **coltsmedia**

Password: **colts**

Season and game-by-game credential requests can be sent to [credentials@colts.nfl.net](mailto:credentials@colts.nfl.net).

## COLTS RECORD AT LUCAS OIL STADIUM

### COLTS ALL-TIME ROOF/WINDOW RECORD

**RECORD AT LUCAS OIL STADIUM:** 88 games (57-31)

**ROOF OPEN & WINDOW OPEN:** 17 games (8-9)

**ROOF OPEN & WINDOW CLOSED:** 8 games (8-0)

**ROOF CLOSED & WINDOW OPEN:** 6 games (1-5)

**ROOF & WINDOW CLOSED:** 57 games (40-17)

## COLTS HEAD COACH FRANK REICH



**COACHING EXPERIENCE:** 14th season  
**NFL EXPERIENCE:** 28th season  
**COLTS HEAD COACH:** 2nd season  
**REGULAR SEASON:** 10-6 (.625)  
**POSTSEASON:** 1-1 (.500)

**PRO CAREER:** Frank Reich was named head coach of the Indianapolis Colts on Feb. 11, 2018. He has 27 years of NFL experience as both a player (1985-1998) and coach (2006-2018).

In his first season as head coach, Reich led the Colts to a 10-6 regular season record, including one postseason win and an appearance in the AFC Divisional Round. He became just the third head coach in team history to win a playoff game in his first season at the helm.

After starting the season with a 1-5 record, Indianapolis won nine of their final 10 regular season games to clinch the team's first postseason berth since the 2014 season. The Colts became the third team in NFL history to start a season 1-5 and make it to the playoffs. Additionally, Indianapolis was the second team in NFL history to start a season 1-5 and win a playoff game.

Reich previously served as offensive coordinator for the Philadelphia Eagles from 2016-17 and was instrumental in the team's Super Bowl LII championship following the 2017 season. He also served on the coaching staffs of the San Diego Chargers (2013-15), Arizona Cardinals (2012) and Colts (2006-2011).

Reich enjoyed a 14-year playing career with the Buffalo Bills, Carolina Panthers, New York Jets and Detroit Lions after being selected by the Bills in the third round (57th overall) of the 1985 NFL Draft. Including postseason play, he played in 129 career games (22 starts) and passed for 6,858 yards and 47 touchdowns.

Reich is most notably known for engineering the greatest comeback in NFL history in the 1992 Wild Card Round playoff game against the Houston Oilers. Making his first postseason start in relief of injured quarterback Jim Kelly, Reich led the Bills to a 41-38 overtime victory despite being down by 32 points early in the third quarter. He orchestrated five second half touchdown drives and led a game-winning field goal drive in overtime.

**BACKGROUND:** Reich was a quarterback at the University of Maryland from 1981-84 where he backed up Boomer Esiason before earning the starting job as a senior in 1984. As a senior, Reich rallied the Terrapins from a 31-0 deficit to defeat the Miami Hurricanes, 42-40. At the time, Maryland's victory over Miami marked the greatest comeback win in college football history and is now only second to Michigan State's 2006 35-point comeback over Northwestern.

## BROWNS HEAD COACH FREDDIE KITCHENS



**COACHING EXPERIENCE:** 21st season  
**NFL EXPERIENCE:** 14th season  
**BROWNS HEAD COACH:** 1st season  
**REGULAR SEASON:** 0-0 (.000)  
**POSTSEASON:** 0-0 (.000)

**PRO CAREER:** Freddie Kitchens was named the 17th full-time head coach in Cleveland Browns history by Owners Dee and Jimmy Haslam on Jan. 9, 2019. He has over 20 years of coaching experience.

Kitchens joined the Browns as running backs/associate head coach in 2018 and was promoted to offensive coordinator in the same season. After his promotion, the Browns finished among the league leaders in several categories including yards per game (fourth with 395.1), passing touchdowns (tied for fourth with 19) and total touchdowns (tied for sixth with 25).

He also coached with the Arizona Cardinals (2007-2017) and Dallas Cowboys (2006).

**BACKGROUND:** Kitchens was a three-year starter at quarterback for Alabama (1995-97), finishing his playing career with 4,668 yards and 30 touchdown passes. He coached at Glenville State (1999), Louisiana State (2000), North Texas (2001-03) and Mississippi State (2004-05).

## COLTS/BROWNS CONNECTIONS

### INDIANA/OHIO CONNECTIONS

- Colts **Defensive Coordinator Matt Eberflus** is from Toledo, Ohio. He was a four-year letterman and a three-year starting linebacker at the University of Toledo.
- Indianapolis **Defensive Backs and Cornerbacks Coach Jonathan Gannon** and **Offensive Line Coach Chris Strausser** are natives of Cleveland.
- Colts **Assistant Special Teams Coach Frank Ross** is from Youngstown, Ohio. He played at John Carroll University and served two seasons (2013-14) on the coaching staff.
- Indianapolis **WR-Parris Campbell** is from Akron, Ohio and played at Ohio State from 2014-18.
- Colts **S-Malik Hooker** (2014-16) and **DT/DE-Tyquan Lewis** (2014-17) played at Ohio State.
- Indianapolis **Defensive Line Coach Mike Phair** coached one season (2001) at Tiffin University.
- Cleveland **Offensive Coordinator Todd Monken** was a graduate assistant at Notre Dame for two seasons (1991-92).
- Browns **DT-Brian Price** is from Lafayette, Ind.
- Cleveland **QB-David Blough** spent four years (2014-17) at Purdue.

### FORMER COLTS/BROWNS

- Indianapolis **CB-Pierre Desir** was selected by Cleveland in the fourth round (127th overall) of the 2014 NFL Draft and spent two seasons (2014-15) with the team.
- Colts **S-Derrick Kindred** was selected by the Browns in the fourth round (129th overall) of the 2016 NFL Draft and played three seasons (2016-18) with the team.
- Indianapolis **DE-Jabaa Sheard** was selected by Cleveland in the second round (37th overall) of the 2011 NFL Draft and played four seasons (2011-14) with the team.
- Colts **G-Jake Eldredkamp** played for the Browns last season.
- Indianapolis **Defensive Coordinator Matt Eberflus** served as linebackers coach for Cleveland from 2009-2010.
- Colts **Special Teams Coordinator Bubba Ventrone** played with the Browns for four seasons (2009-2012).
- Indianapolis **Director of College Scouting Morocco Brown** served as vice president of player personnel for Cleveland for two seasons (2014-15).
- Colts **Director of Player Development Brian Decker** served as a player personnel strategist with the Browns for two seasons (2014-15).
- Indianapolis **Senior Offensive Assistant Howard Mudd** played offensive line for Cleveland from 1983-88.
- Cleveland **CB-Lenzy Pipkins** played for Indianapolis in 2018.
- Browns **CB-Robert Jackson** spent time with the Colts in 2018.
- Cleveland **Quarterbacks Coach Ryan Lindley** played for Indianapolis in 2015.
- Browns **C-Kyle Kalis** played for the Colts in 2017.
- Cleveland **QB-Drew Stanton** spent one season (2012) with Indianapolis.

### COLLEGE CONNECTIONS

- Colts **DE-AI-Quadin Muhammad** played one season (2015) at Miami (FL) with Browns **RB-Trayone Gray**, **TE-David Njoku**, **S-Sheldrick Redwine** and **DE-Chad Thomas**.
- Indianapolis **CB-Jalen Collins** spent three seasons (2011-13) with Browns **WR-Odell Beckham Jr.** and **WR-Jarvis Landry** at LSU.
- Colts **LB-Ahmad Thomas** was teammates with Browns **QB-Baker Mayfield** and **K-Austin Seibert** for one season (2016) at Oklahoma.
- Indianapolis **WR-Parris Campbell** (2014-18), **DT/DE-Tyquan Lewis** (2014-17) and **S-Malik Hooker** (2014-16) were teammates with Cleveland **CB-Denzel Ward** (2015-17) at Ohio State.
- Colts **G-Braden Smith** spent time at Auburn with Browns **S-Jermaine Whitehead** and **DT-Devaroe Lawrence** from 2014-16.
- Indianapolis **S-Clayton Geathers** and Cleveland **LS-Charley Hughlett** spent one season (2011) together at UCF.
- Colts **CB-Quincy Wilson** played two seasons (2015-16) at Florida with Browns **WR-Antonio Callaway**.

### NFL CONNECTIONS

- Indianapolis **General Manager Chris Ballard** and Cleveland **General Manager John Dorsey** spent four seasons (2013-16) together in Kansas City.
- Colts **DE-Justin Houston** (2011-18) spent time in Kansas City with

- Browns **G-Eric Kush** (2013), **S-Eric Murray** (2016-18), **RB-Kareem Hunt** (2017-18), **CB-Terrance Mitchell** (2016-17), **CB-Phillip Gaines** (2014-17) and **TE-Demetrius Harris** (2014-18). **Ballard** spent four years (2013-16) with the Chiefs.
- Indianapolis **Head Coach Frank Reich** spent one season (2012) in Arizona with Cleveland **Head Coach Freddie Kitchens**.
- Colts **C/G-Evan Boehm** spent one season (2016) in Arizona with **Kitchens**.
- Indianapolis **WR-Devin Funchess** spent time with Cleveland **Defensive Coordinator Steve Wilks** and **Linebackers Coach Al Holcomb** in Carolina from 2015-17. Browns **QB-Garrett Gilbert** was with **Funchess** in Carolina last season.
- Colts **Defensive Coordinator Matt Eberflus** spent two seasons (2016-17) with Browns **TE-Rico Gathers** in Dallas.
- Indianapolis **DT-Caraun Reid** spent one season (2018) in Dallas with **Gathers**.

### HOMETOWN CONNECTIONS

- Colts **LB-Zaire Franklin** and Browns **WR-Jaelen Strong** are from Philadelphia.
- Indianapolis **TE-Gabe Holmes** and Cleveland **DE-Wyatt Ray** both attended St. Thomas Aquinas High School in Fort Lauderdale, Fla.
- Between the two teams there are numerous Miami natives, including Colts **LB-Ahmad Thomas**, **WR-T.Y. Hilton** and **LB-Anthony Walker** and Browns **WR-Antonio Callaway**, **DT-Trevon Coley**, **RB-Trayone Gray**, **DT-Sheldrick Redwine**, **DE-Chad Thomas** and **DE-Olivier Vernon**.

### OTHER CONNECTIONS:

- Indianapolis **Quarterbacks Coach Marcus Brady** coached Browns **Defensive Assistant Chris Jones** with the Toronto Argonauts in 2013.

## COLTS/BROWNS ALL-TIME PRESEASON RESULTS

Date	W/L	Site	Attendance
9/7/53	21-23 L	Akron, Ohio-Rubber Bowl	20,000
8/17/63	21-7 W	Cleveland Municipal Stadium	83,218
8/26/66	24-17 W	Cleveland Municipal Stadium	83,418
8/17/74	37-3 W	Tampa, Fla.-Tampa Stadium	25,116
7/31/76	21-0 W	Lincoln, Neb.- Memorial Stadium	20,304
8/11/79	3-24 L	Cleveland Municipal Stadium	43,056
8/25/94	24-7 W	RCA Dome	39,052
8/24/13	27-6 W	Lucas Oil Stadium	65,628

**ALL-TIME SERIES:** Colts lead, 6-2

**CURRENT COLTS STREAK:** Won 2

## 2018 TEAM LEADERS

<u>COLTS</u>	<u>BROWNS</u>
<b>PASSING YARDS</b>	
A. Luck.....4,593	B. Mayfield.....3,725
J. Brissett .....2	T. Taylor .....473
<b>RUSHING YARDS</b>	
M. Mack.....908	N. Chubb .....996
J. Wilkins.....336	C. Hyde.....382
N. Hines.....314	D. Johnson.....201
<b>RECEIVING YARDS</b>	
T. Hilton.....1,270	J. Landry .....976
E. Ebron.....750	D. Njoku .....639
C. Rogers.....485	A. Callaway.....586
<b>POINTS SCORED</b>	
A. Vinatieri .....113	G. Joseph .....76
E. Ebron .....84	N. Chubb .....60
M. Mack.....64	A. Callaway.....32
<b>TACKLES</b>	
D. Leonard .....163	J. Collins.....104
A. Walker.....104	J. Schobert.....103
C. Geathers.....86	D. Randall .....84
<b>INTERCEPTIONS</b>	
K. Moore II.....3	D. Randall.....4
M. Hooker .....2	D. Ward .....3
D. Leonard.....2	C. Kirksey.....2
<b>SACKS</b>	
D. Autry.....9.0	M. Garrett.....13.5
D. Leonard.....7.0	L. Ogunjobi .....5.5
J. Sheard.....5.5	G. Avery .....4.5
<b>KICKOFF RETURN YARDS (AVG.)</b>	
Z. Pascal .....297 (21.2)	J. Peppers .....408 (21.5)
<b>PUNT RETURN YARDS (AVG.)</b>	
C. Rogers .....215 (9.3)	J. Peppers .....219 (8.8)
<b>PUNTING YARDS (GROSS/NET AVG.)</b>	
R. Sanchez...2,629 (46.1/42.7)	B. Colquitt.....3,767 (45.4/38.2)
<b>FIELD GOALS</b>	
A. Vinatieri .....23/27 (85.2%)	G. Joseph .....17/20 (85.0%)
	Z. Gonzalez .....2/5 (40.0%)

## 2018 REGULAR SEASON FINAL OFFENSIVE RANKINGS

Tm	Rush		Pass		Sks/Pass	1st Dwns/Gm	Punt Rtrn Avg.	Kick Rtrn Avg.	3rd Dwn Pct.	4th Dwn Pct.	Red Zone Pct.	Goal to Go	Avg. Pts/Gm					
	Yds/Gm	Yds/Play	Yds/Gm	Yds/Play														
<b>IND</b>	386.2	5.77	107.4	4.21	278.8	6.74	2.33	2.80	23.2	9.0	19.8	85.19	48.60	46.67	68.75	76.47	29:46	27.1
Rank	7	11	20	22	6	9	16	1	6	13	29	15	1	26	5	16	18	5
<b>CLE</b>	368.8	5.77	118.3	4.61	250.4	6.98	2.96	6.62	19.6	9.1	20.1	76.00	35.10	42.86	66.67	77.78	28:24	22.4
Rank	13	12	14	11	14	13	27	13	21	12	28	28	27	28t	6t	11	29	20

## 2018 REGULAR SEASON FINAL DEFENSIVE RANKINGS

Tm	Rush		Pass		Sks/Pass	1st Dwns/Gm	Punt Rtrn Avg.	Kick Rtrn Avg.	3rd Dwn Pct.	4th Dwn Pct.	Red Zone Pct.	Goal to Go	Pt Pts/Gm	Yd Diff/Gm				
	Yds/Gm	Yds/Play	Yds/Gm	Yds/Play														
<b>IND</b>	339.4	5.46	101.6	3.92	237.8	6.56	2.77	7.01	19.7	4.4	22.0	41.00	46.67	53.49	86.36	21.5	5.6	46.8
Rank	11	13	8	6	16	20	10	21	11t	1	9	23	7	11	30	10	8	4
<b>CLE</b>	393.0	5.60	135.2	4.71	257.8	6.59	2.72	5.91	23.6	10.7	23.9	35.71	65.00	61.11	73.33	24.5	-2.1	-24.3
Rank	30	15	28	24	25	10	11	28	31	30	24	7	27	21	16	20	26	12

## COLTS RE-SIGNINGS



**EVAN BOEHM**  
**CENTER/GUARD**  
**HEIGHT: 6-3**  
**WEIGHT: 321**  
**COLLEGE: MISSOURI**  
**EXPERIENCE: 4**

Boehm was signed to Indianapolis' 53-man roster off of the Los Angeles Rams' practice squad on October 8, 2018. He has played in 42 career games (13 starts) in his time with the Colts (2018), Rams (2018) and Arizona Cardinals (2016-17). Boehm has also appeared in two postseason contests.

In 2018, Boehm saw action in 11 games (four starts) with Indianapolis after spending the first five weeks of the season on the Rams' practice squad. He was part of a Colts offensive line that allowed the fewest sacks in the NFL (18). The unit led the NFL with six games with zero sacks allowed. The Colts registered five consecutive games with zero sacks allowed, which tied for the third-most games in league history since 1982. From Weeks 5-12, quarterback Andrew Luck attempted 239 passes without being sacked, which was the third-longest streak in NFL history. Boehm also saw action in Indianapolis' two postseason contests.



**PIERRE DESIR**  
**CORNERBACK**  
**HEIGHT: 6-1**  
**WEIGHT: 192**  
**COLLEGE: LINDENWOOD**  
**EXPERIENCE: 6**

Desir was claimed by the Colts off waivers from the Seattle Seahawks on September 3, 2017. He has played in 49 career games (25 starts) and has compiled 159 tackles (122 solo), 2.0 tackles for loss, 23 passes defended, two interceptions, two forced fumbles, one fumble recovery and one special teams stop in his time with the Colts (2017-18), San Diego Chargers (2016) and Cleveland Browns (2014-15). Desir has started two postseason contests and has tallied 11 tackles (eight solo) and one pass defended.

In 2018, Desir appeared in all 16 games (career-high 12 starts) for the first time in his career and totaled 79 tackles (60 solo), 2.0 tackles for loss, eight passes defended, one interception, two forced fumbles and one fumble recovery. All of his totals were career highs and his one interception tied his career high. Among NFL cornerbacks in 2018, Desir's tackle total ranked third. He started Indianapolis' two postseason contests and registered 11 tackles (eight solo) and one pass defended.



**MATTHIAS FARLEY**  
**SAFETY**  
**HEIGHT: 5-11**  
**WEIGHT: 204**  
**COLLEGE: NOTRE DAME**  
**EXPERIENCE: 4**

Farley was originally claimed by the Colts off waivers (from Arizona) on September 4, 2016. In Indianapolis, he has appeared in 37 career games (16 starts) and has compiled 116 tackles (72 solo), 4.0 tackles for loss, 11 passes defended, three interceptions, two forced fumbles and one fumble recovery.

In 2018, Farley played in the first five games (one start) of the season and totaled 17 tackles (10 solo), four passes defended, one interception and one forced fumble before being placed on the team's Injured Reserve list on October 12.



**CLAYTON GEATHERS**  
**SAFETY**  
**HEIGHT: 6-2**  
**WEIGHT: 216**  
**COLLEGE: UCF**  
**EXPERIENCE: 5**

Geathers was originally selected by Indianapolis in the fourth round (109th overall) of the 2015 NFL Draft. He has played in 41 career games (24 starts) and has totaled 180 tackles (135 solo), 3.0 tackles for loss, nine passes defended, two forced fumbles and one fumble recovery. Geathers has also started two postseason contests and has tallied 19 tackles (13 solo) and one pass defended.

In 2018, Geathers started all 12 games he appeared in and registered a career-high 86 tackles (59 solo) and added 1.0 tackle for loss, three passes defended and one forced fumble. He ranked third on the team in tackles. Geathers started the Colts' two postseason contests and registered 19 tackles (13 solo) and one pass defended.



**MARK GLOWINSKI**  
**GUARD**  
**HEIGHT: 6-4**  
**WEIGHT: 310**  
**COLLEGE: WEST VIRGINIA**  
**EXPERIENCE: 5**

Glowinski was claimed by Indianapolis off waivers (from Seattle) on December 18, 2017. He has played in 47 career games (28 starts) with the Colts (2017-18) and Seahawks (2015-17). Glowinski has also started four postseason contests.

In 2018, Glowinski played in 11 games (nine starts) and was part of an offensive line that allowed the fewest sacks in the NFL (18). The unit led the NFL with six games with zero sacks allowed. The Colts registered five consecutive games with zero sacks allowed, which tied for the third-most games in league history since 1982. From Weeks 5-12, quarterback Andrew Luck attempted 239 passes without being sacked, which was the third-longest streak in NFL history. Glowinski started two postseason games and helped the Colts rush for a postseason franchise-record 200 yards during the AFC Wild Card weekend.



**MARGUS HUNT**  
**DEFENSIVE TACKLE**  
**HEIGHT: 6-8**  
**WEIGHT: 295**  
**COLLEGE: SMU**  
**EXPERIENCE: 7**

Hunt was signed by Indianapolis as an unrestricted free agent on March 14, 2017. He has played in 75 career games (20 starts) in his time with the Colts (2017-18) and Cincinnati Bengals (2013-16) and has compiled 84 tackles (54 solo), 23.0 tackles for loss, 7.5 sacks, seven passes defended, one forced fumble, one fumble recovery and four special teams stops. Hunt has seen action in four postseason contests (two starts) and has tallied six tackles (two solo) and half a sack. He was originally selected by the Bengals in the second round (53rd overall) of the 2013 NFL Draft.

In 2018, Hunt started all 15 games he played in and established single-season career highs in total tackles (30), tackles for loss (13.0), sacks (5.0), forced fumbles (one) and fumble recoveries (one) while tying his career high in passes defended (two). He tied for second on the team in tackles for loss and ranked fourth in sacks. Hunt also started the Colts' two postseason contests and tallied four tackles (two solo).

## COLTS RE-SIGNINGS



**MARCUS JOHNSON**  
**WIDE RECEIVER**  
**HEIGHT: 6-1**  
**WEIGHT: 207**  
**COLLEGE: TEXAS**  
**EXPERIENCE: 3**

Johnson was originally acquired by Indianapolis in a trade with the Seattle Seahawks on September 1, 2018. He has played in 15 career games in his time with the Colts (2018), Seahawks (2018) and Philadelphia Eagles (2016-17) and has caught 11 passes for 147 yards and one touchdown.

In 2018, Johnson saw action in five games with the Colts and tallied six receptions for 102 yards and one touchdown before being placed on the team's Injured Reserve list on October 16.



**CHRIS MILTON**  
**CORNERBACK**  
**HEIGHT: 5-11**  
**WEIGHT: 190**  
**COLLEGE: GEORGIA TECH**  
**EXPERIENCE: 4**

Milton was originally signed by Indianapolis as an undrafted free agent on May 2, 2016. He has appeared in 35 games (one start) and has tallied 13 tackles (10 solo), two passes defended, two fumble recoveries and 15 special teams stops. Milton has also seen action in two postseason contests and registered two special teams stops and one forced fumble.


In 2018, Milton played in a career-high 15 games and compiled three tackles (two solo), one fumble recovery and seven special teams stops. He appeared in the Colts' two postseason contests and tallied two special teams stops and one forced fumble.



**LUKE RHODES**  
**LONG SNAPPER**  
**HEIGHT: 6-2**  
**WEIGHT: 238**  
**COLLEGE: WILLIAM & MARY**  
**EXPERIENCE: 3**

Rhodes originally signed with Indianapolis as a free agent on October 5, 2016. He has played in 36 career games with the Colts and has tallied four special teams tackles.

In 2018, Rhodes snapped in all 16 games and registered four special teams tackles. He snapped for kicker Adam Vinatieri, who became the NFL's all-time leader in points scored and field goals made in 2018. Rhodes also snapped in each of the Colts' two postseason contests.



**CHESTER ROGERS**  
**WIDE RECEIVER**  
**HEIGHT: 6-0**  
**WEIGHT: 184**  
**COLLEGE: GRAMBLING STATE**  
**EXPERIENCE: 4**

Rogers was originally signed by the Colts as an undrafted free agent on May 2, 2016. He has seen action in 41 career games (16 starts) and has compiled 95 receptions for 1,042 yards and three touchdowns. Rogers has also registered 46 punt returns for 414 yards. He has played in two postseason contests (one start) and has totaled nine catches for 76 yards and two punt returns for 20 yards.

In 2018, Rogers played in all 16 games (10 starts) for the first time in his career and tallied career highs in receptions (53), receiving yards (485) and receiving touchdowns (two). He also registered career highs in punt returns (23) and punt return yards (215). Rogers appeared in the Colts' two postseason contests (one start) and compiled nine receptions for 76 yards and two punt returns for 20 yards.



**ROSS TRAVIS**  
**TIGHT END**  
**HEIGHT: 6-6**  
**WEIGHT: 248**  
**COLLEGE: PENN STATE**  
**EXPERIENCE: 4**

Travis was originally claimed by the Colts off waivers (from Kansas City) on November 29, 2017. He has played in 21 career games (six starts) and has caught 10 passes for 91 yards in his time with the Colts (2017-18) and Chiefs (2015-17).

In 2018, Travis spent the entire season on the team's Injured Reserve list.




**ADAM VINATIERI**  
**KICKER**  
**HEIGHT: 6-0**  
**WEIGHT: 212**  
**COLLEGE: SOUTH DAKOTA STATE**  
**EXPERIENCE: 24**

Vinatieri was originally signed by the Colts as an unrestricted free agent on March 22, 2006. In Indianapolis, Vinatieri has converted 319-of-369 field goal attempts (86.4 percent) and 485-of-496 PATs for 1,442 points. He owns the Colts record for points scored, extra points made and field goals made. Vinatieri was a member of the Colts Super Bowl XLI championship team. He has played in the second-most playoff games (32) in league history and holds multiple career NFL postseason records, including points scored (238) and field goals made (56).

A three-time Pro Bowl selection, Vinatieri has played in 353 career games over his 23-year NFL career. He has connected on 582-of-690 field goal attempts (84.3 percent), made 852-of-870 PATs and scored one two-point conversion for 2,600 career points. Vinatieri is the NFL's all-time leader in points scored as well as field goals made. He ranks second in league history in PATs made. Vinatieri is tied for the second-most games played in NFL history. He is the only player in league history to make at least 250 field goals with two teams. Vinatieri is also the only player to record 1,000 points with two franchises. His 84.3 career field goal percentage ranks 12th all-time. Vinatieri has 28 game-winning field goals in the final minute of the fourth quarter or overtime. He has earned AFC Special Teams Player of the Week honors 18 times (most by any kicker), NFL Player of the Week honors one time (playoffs) and has been named AFC Special Teams Player of Month five times (tied for NFL record). From 2015-16, Vinatieri set a new NFL record and franchise record for the most consecutive field goals converted with 44. He has the most career regular season wins (215) by a single player in league history.

In 2018, Vinatieri converted 23-of-27 field goals (85.2 percent) and 44-of-47 PATs for 113 points. It marked his 21st 100-point season of his career, which extended his NFL record. Vinatieri was named AFC Special Teams Player of the Week for Week 8. He became the fourth player ever to play in an NFL game at 46 years or older and was just the second player to appear in a playoff game at 46 years or older.



**J'MARCUS WEBB**  
**TACKLE**  
**HEIGHT: 6-7**  
**WEIGHT: 320**  
**COLLEGE: WEST TEXAS A&M**  
**EXPERIENCE: 8**

Webb was originally signed by Indianapolis as a free agent on July 30, 2018. He has played in 81 career games (85 starts) in his time with the Colts (2018), Seattle Seahawks (2018), Oakland Raiders (2015), Kansas City Chiefs (2014), Minnesota Vikings (2013-14) and Chicago Bears (2010-12).

In 2018, Webb started for the Colts at right tackle in Week 1 vs. Cincinnati before being placed on the team's Injured Reserve list on September 11.



## COLTS FREE AGENT ACQUISITIONS



**DEVIN FUNCHESS**  
**WIDE RECEIVER**  
**HEIGHT: 6-4**  
**WEIGHT: 225**  
**COLLEGE: MICHIGAN**  
**EXPERIENCE: 5**

Funchess has played in 61 games (40 starts) in his time with the Carolina Panthers (2015-18) and compiled 161 receptions for 2,233 yards and 21 touchdowns. He started four postseason contests and caught nine passes for 152 yards and one touchdown. Funchess was originally selected by the Panthers in the second round (41st overall) of the 2015 NFL Draft out of Michigan.

In 2018, Funchess saw action in 14 games (12 starts) and tallied 44 receptions for 549 yards and four touchdowns. He started all 16 games in 2017 and registered career highs in receptions (63), receiving yards (840) and receiving touchdowns (eight). Funchess started one postseason contest and caught four passes for 79 yards. In 2016, he appeared in 15 games (seven starts) and finished with 23 receptions for 371 yards and four touchdowns. As a rookie in 2015, Funchess played in all 16 games (five starts) and caught 31 passes for 473 yards and five touchdowns. He started three postseason contests, including Super Bowl 50, and finished postseason play with five receptions for 73 yards and one touchdown.



**JUSTIN HOUSTON**  
**DEFENSIVE END**  
**HEIGHT: 6-3**  
**WEIGHT: 270**  
**COLLEGE: GEORGIA**  
**EXPERIENCE: 9**

Houston has played in 102 games (96 starts) over the last eight seasons (2011-18) with the Kansas City Chiefs and totaled 377 tackles (316 solo), 96.0 tackles for loss, 78.5 sacks, 32 passes defended, four interceptions (one returned for a touchdown), 14 forced fumbles, eight fumble recoveries and five special teams stops. Since entering the NFL in 2011, he is tied for fourth in sacks and tied for ninth in tackles for loss among all players. Houston played in seven postseason contests (six starts) and tallied 19 tackles (16 solo), 4.0 tackles for loss, 4.0 sacks, three passes defended and two fumble recoveries. A four-time Pro Bowl selection, he was originally selected by the Chiefs in the third round (70th overall) of the 2011 NFL Draft out of Georgia. In 2014, Houston was named First Team All-Pro and earned the Deacon Jones Award after leading the NFL with 22.0 sacks. Since sacks became an official statistic in 1982, his 22.0 sacks tied for the second-most in a single season in NFL history.

In 2018, Houston started all 12 games he appeared in and finished with 37 tackles (28 solo), 8.0 tackles for loss, 9.0 sacks, one pass defended, one interception, five forced fumbles and three fumble recoveries. He started the Chiefs' two postseason contests and registered four solo tackles, 2.0 tackles for loss, 2.0 sacks, one pass defended and one fumble recovery.



**SPENCER WARE**  
**RUNNING BACK**  
**HEIGHT: 5-10**  
**WEIGHT: 224**  
**COLLEGE: LSU**  
**EXPERIENCE: 6**

Ware has played in 40 career games (18 starts) in his time with the Kansas City Chiefs (2015-18) and Seattle Seahawks (2013) and has totaled 340 carries for 1,580 yards and 11 touchdowns. He has also caught 59 passes for 676 yards and two touchdowns. Ware has appeared in four postseason contests (one start) and has totaled 24 carries for 102 yards and two touchdowns. He has also caught three passes for 22 yards. Ware was originally selected by the Seahawks in the sixth round (194th overall) of the 2013 NFL Draft out of LSU.

In 2018, Ware played in 13 games (two starts) for Kansas City and compiled 51 carries for 246 yards and two touchdowns. He also caught 20 passes for 224 yards. Ware appeared in one postseason contest and caught one pass for 21 yards.



## COLTS 2019 NFL DRAFT CLASS



**ROCK YA-SIN**  
**CORNERBACK**  
**HEIGHT: 6-0**  
**WEIGHT: 190**  
**COLLEGE: TEMPLE**  
**PICK: 2ND ROUND (34TH OVERALL)**

Ya-Sin was selected by the Colts in the second round (34th overall) of the 2019 NFL Draft.

In 2018, he appeared in 12 games at Temple and finished with 47 tackles (36 solo), 2.0 tackles for loss and 12 passes defended. Ya-Sin's 12 passes defended ranked third in the conference and 14th in the nation. He earned First Team American Athletic Conference honors and garnered First Team Eastern Collegiate Athletic Conference recognition. Prior to Temple, Ya-Sin played three seasons (2015-17) at Presbyterian College. In 2017, he started all 11 games and was a First Team All-Big South choice after recording a school-record five interceptions in addition to 49 tackles and two fumble recoveries. Ya-Sin started all 11 games in 2016 and registered 31 tackles, 2.0 tackles for loss, one fumble recovery, one defensive touchdown and a team-high nine passes defended. As a freshman in 2015, he played in all 11 games (two starts) and tallied 15 tackles and two passes defended.



**BEN BANOGU**  
**LINEBACKER**  
**HEIGHT: 6-3**  
**WEIGHT: 252**  
**COLLEGE: TCU**  
**PICK: 2ND ROUND (49TH OVERALL)**

Banogu was selected by Indianapolis in the second round (49th overall) of the 2019 NFL Draft. He started all 40 career games at TCU (2016-18) and Louisiana-Monroe (2014-15).

At TCU, Banogu started 17 games and finished with 106 tackles (71 solo), 34.5 tackles for loss, 17.0 sacks, one pass defended, five forced fumbles and two fumble recoveries. He was a two-time First Team All-Big 12 choice and a two-time Honorable Mention Big 12 Defensive Lineman of the Year selection. In 2018, Banogu started 13 games and finished with 57 tackles (42 solo), 18.0 tackles for loss, 8.5 sacks, two forced fumbles and two fumble recoveries. He started all 14 games in 2017 and compiled 49 tackles (29 solo), 16.5 tackles for loss, 8.5 sacks, one pass defended and three forced fumbles. Banogu sat out the 2016 season due to NCAA transfer rules. In 2015, he started 13 games at Louisiana-Monroe and recorded 45 tackles, 14.5 tackles for loss and 5.0 sacks en route to being named to the All-Sun Belt Newcomer Team. Banogu redshirted the 2014 season.



**PARRIS CAMPBELL**  
**WIDE RECEIVER**  
**HEIGHT: 6-0**  
**WEIGHT: 208**  
**COLLEGE: OHIO STATE**  
**PICK: 2ND ROUND (59TH OVERALL)**

Campbell was selected by Indianapolis in the second round (59th overall) of the 2019 NFL Draft.

He played in 48 games (38 starts) at Ohio State and finished with 143 receptions for 1,768 yards and 15 touchdowns. Campbell's career receptions and receiving yards rank seventh and 15th, respectively, in school history. He was a First Team All-Big Ten Conference selection in 2018 after playing in 14 games and totaling an Ohio State single-season record 90 receptions for 1,063 yards and 12 touchdowns. Campbell became the fifth Buckeye to top 1,000 receiving yards in a season. He was a Third Team All-Big Ten selection by the league's coaches in 2017 after appearing in 13 games and finishing with 40 receptions for 584 yards and three touchdowns. Campbell also tallied 10 rushes for 132 yards and one touchdown. Additionally, he was a Second Team All-Big Ten choice by the media as a return specialist after totaling nine kickoff returns for 329 yards. In 2016, Campbell played in 13 games and compiled 13 receptions for 121 yards. He also had four rushes for 54 yards and one touchdown. Campbell was named a Third Team All-

Big Ten choice as a return specialist by the league's coaches after recording 21 kickoff returns for 584 yards. He appeared in eight games in 2015 and had seven tackles on special teams. In 2014, Campbell redshirted as a true freshman.



**BOBBY OKEREKE**  
**LINEBACKER**  
**HEIGHT: 6-1**  
**WEIGHT: 235**  
**COLLEGE: STANFORD**  
**PICK: 3RD ROUND (89TH OVERALL)**

Okereke was selected by Indianapolis in the third round (89th overall) of the 2019 NFL Draft. He saw action in 51 games at Stanford and totaled 240 career tackles (114 solo), 19.0 tackles for loss, 10.5 sacks, nine passes defended, three forced fumbles, one interception (returned for a touchdown), one fumble recovery and one safety. Okereke garnered Honorable Mention All-PAC-12 recognition in each of his final two seasons (2017 and 2018).

As a team captain in 2018, he started all 13 games and recorded 96 tackles (52 solo), 7.5 tackles for loss, 4.5 sacks, five passes defended, two forced fumbles, one fumble recovery and one safety. Okereke appeared in all 14 games in 2017 and compiled 96 tackles (48 solo), 7.5 tackles for loss, 4.0 sacks, one forced fumble and one interception (returned for a touchdown). In 2016, he started all 13 games and tallied 41 tackles (12 solo), 4.0 tackles for loss, 3.0 sacks and one pass defended. Okereke appeared in 11 games in 2015 and recorded seven tackles (two solo) and one pass defended. In 2014, he redshirted as a true freshman.



**KHARI WILLIS**  
**SAFETY**  
**HEIGHT: 5-11**  
**WEIGHT: 213**  
**COLLEGE: MICHIGAN STATE**  
**PICK: 4TH ROUND (109TH OVERALL)**

Willis was selected by the Colts in the fourth round (109th overall) of the 2019 NFL Draft. He appeared in 46 games (30 starts) at Michigan State and totaled 196 tackles (98 solo), 6.5 tackles for loss, 4.0 sacks, 20 passes defended, four interceptions and one forced fumble.

As a team captain in 2018, Willis started all 13 games and finished with 84 tackles (41 solo), 1.0 tackle for loss, 10 passes defended and two interceptions. He was a Third Team All-Big Ten choice (media) and also earned Honorable Mention All-Big Ten recognition (coaches). Willis started all 13 games in 2017 and totaled 71 tackles (39 solo), 5.5 tackles for loss, 4.0 sacks, three passes defended, two interceptions and one forced fumble. He garnered Honorable Mention All-Big Ten recognition from the coaches and the media. In 2016, Willis played in 11 games (one start) and recorded 30 tackles (16 solo) and two passes defended. He ranked second on the team with six tackles on special teams. Willis appeared in nine games (three starts) in 2015 and tallied 11 tackles (two solo) and one pass defended.



**MARVELL TELL III**  
**CORNERBACK**  
**HEIGHT: 6-2**  
**WEIGHT: 195**  
**COLLEGE: USC**  
**PICK: 5TH ROUND (144TH OVERALL)**

Tell III was selected by Indianapolis in the fifth round (144th overall) of the 2019 NFL Draft. He played in 37 games (29 starts) at safety at USC and recorded 221 tackles (127 solo), 5.5 tackles for loss, 1.0 sack, 18 passes defended, five interceptions (one returned for a touchdown), one forced fumble, one fumble recovery and one blocked kick.

As a team captain in 2018, Tell III was an All-Pac-12 honorable mention choice after appearing in 10 games and tallying 57 tackles (39 solo), 1.0 tackle for loss, six passes defended, one interception, one forced fumble and one blocked kick. He was a First Team All-Pac-12 selection

## COLTS 2019 NFL DRAFT CLASS

in 2017 after starting all 14 games and finishing with 85 tackles (42 solo), 2.5 tackles for loss, 1.0 sack, five passes defended, three interceptions (one returned for a touchdown) and one fumble recovery. In 2016, Tell III started all 13 games and recorded 43 tackles (27 solo), 2.0 tackles for loss, three passes defended and one interception. As a true freshman in 2015, he saw action in 10 games (two starts) and tallied 36 tackles (19 solo), 1.0 tackle for loss and four passes defended.



**E.J. SPEED**  
**LINEBACKER**  
**HEIGHT: 6-3**  
**WEIGHT: 224**  
**COLLEGE: TARLETON STATE**  
**PICK: 5TH ROUND (164TH OVERALL)**

Speed was selected by Indianapolis in the fifth round (164th overall) of the 2019 NFL Draft. He played in 35 games at Tarleton State and totaled 231 tackles (118 solo), 36.0 tackles for loss, 11.5 sacks, 10 passes defended, three interceptions, eight forced fumbles and four fumble recoveries.


In 2018, Speed was a Second Team All-LSC selection after appearing in 12 games and recording 106 tackles (55 solo), 12.5 tackles for loss, 5.0 sacks, five passes defended, one interception and two forced fumbles. He played in five games in 2017 due to injury and finished with 41 tackles (24 solo), 8.5 tackles for loss, half a sack, two passes defended, one interception, one forced fumble, two fumble recoveries and one blocked kick. In 2016, Speed earned Second Team All-LSC honors after appearing in 11 games and totaling 68 tackles (35 solo), 13.0 tackles for loss, 6.0 sacks, three passes defended, one interception, five forced fumbles, two fumble recoveries and two blocked kicks. His five forced fumbles led the nation. Speed saw action in seven games in 2015 and compiled 16 tackles (four solo) and 2.0 tackles for loss. He received a medical redshirt in 2014 after redshirting as a true freshman in 2013.



**GERRI GREEN**  
**DEFENSIVE END**  
**HEIGHT: 6-4**  
**WEIGHT: 252**  
**COLLEGE: MISSISSIPPI STATE**  
**PICK: 6TH ROUND (199TH OVERALL)**

Green was selected by Indianapolis in the sixth round (199th overall) of the 2019 NFL Draft. He saw action in 52 games (27 starts) at Mississippi State and compiled 161 tackles (59 solo), 20.5 tackles for loss, 8.5 sacks, nine passes defended, three interceptions, three forced fumbles and two fumble recoveries.

As a team captain in 2018, Green started all 13 games and finished with 31 tackles (eight solo), 6.5 tackles for loss, 3.5 sacks and one pass defended. He started all 13 games in 2017 and finished with 38 tackles (13 solo), 11.0 tackles for loss, 5.0 sacks, four passes defended, one interception, three forced fumbles and one fumble recovery. In 2016, Green appeared in all 13 games and recorded 43 tackles (18 solo), half a tackle for loss, one pass defended and one fumble recovery. He played in all 13 games (one start) in 2015 and totaled 49 tackles (20 solo), 2.5 tackles for loss, three passes defended and two interceptions. Green was named to the All-SEC Freshman Team after finishing fifth in tackles among the conference's freshmen. In 2014, he redshirted as a true freshman.



**JACKSON BARTON**  
**TACKLE**  
**HEIGHT: 6-7**  
**WEIGHT: 302**  
**COLLEGE: UTAH**  
**PICK: 7TH ROUND (240TH OVERALL)**

Barton was selected by the Colts in the seventh round (240th overall) of the 2019 NFL Draft. He saw action in 53 games (29 starts) at Utah. Barton did not miss a game in his collegiate career after redshirting as a true freshman.

In 2018, he was a First Team All-Pac-12 selection after starting all 14 games. Barton started all 13 games in 2017. In 2016, he saw action in 13 games (two starts). Barton appeared in all 13 games in 2015. He redshirted as a true freshman in 2014.



**JAVON PATTERSON**  
**CENTER**  
**HEIGHT: 6-3**  
**WEIGHT: 307**  
**COLLEGE: MISSISSIPPI**  
**PICK: 7TH ROUND (246TH OVERALL)**

Patterson was selected by the Colts in the seventh round (246th overall) of the 2019 NFL Draft. He played in 48 games (42 starts) at Mississippi and finished his collegiate career with 36 straight starts. Patterson registered starts at left guard (37), center (three) and right guard (two).

In 2018, he started all 12 games at left guard. Patterson started all 12 games at left guard in 2017 and helped the Rebels finish as the SEC leader in passing. In 2016, he was the only Ole Miss offensive lineman to start all 12 games (nine at left guard, three at center). As a true freshman in 2015, Patterson played in 12 games with starts at left guard (four) and right guard (two).

## NEW COLTS ASSISTANT COACHES



**KLAYTON ADAMS**  
**ASSISTANT OFFENSIVE LINE COACH**  
**COACHING EXPERIENCE: 14**  
**NFL COACHING EXPERIENCE: 1**

Adams is in his first season with the Colts as assistant offensive line coach. He has 14 years of coaching experience at the collegiate level.

Adams spent the last six seasons at Colorado, where he served as co-offensive coordinator/offensive line coach (2018) and offensive line coach (2016-17) after serving three seasons (2013-15) coaching the running backs and tight ends.

From 2016-17, Adams' unit paved the way for running back Phillip Lindsay to become the first player in school history to register 1,000 rushing yards in back-to-back seasons (1,474 yards in 2017 and 1,189 yards in 2016). In 2016, the Buffaloes compiled their highest average per rush (4.12) in 10 seasons while Lindsay became the school's first 1,000-yard rusher in seven years.

In 2015, six different players rushed for at least 200 yards for just the fourth time in school history. Colorado had four different players rush for over 300 yards in 2014 for the first time in school history.

Prior to Colorado, Adams served as the tight ends coach at San Jose State for two seasons (2011-12). He coached two-time John Mackey Award watch list member Ryan Otten to Honorable Mention All-America recognition.

Adams coached two seasons at Sacramento State, where he served as the offensive tackles/tight ends coach (2009) before being promoted to offensive line coach (2010). He coached three players to All-Big Sky Conference honors while at Sacramento State. Adams served as run game coordinator/offensive line coach at Western Washington for two seasons (2007-08).

In 2006, Adams served as offensive graduate assistant at his alma mater, Boise State. The 2006 Broncos went 13-0 and defeated Oklahoma in a 43-42 overtime victory in the Tostitos Fiesta Bowl. Boise State ended the 2006 season ranked No. 5 in the Associated Press poll, No. 6 in the Coaches poll and No. 8 in the final BCS rankings. Adams began his coaching career in 2005 as a student assistant for the Broncos.

Adams graduated from Boise State with a bachelor's degree in mass communication with an emphasis in journalism. He lettered twice at center on the Broncos' 2003 and 2004 Western Athletic Conference championship teams that had a combined 24-2 record and won the 2003 Fort Worth Bowl and played in the 2004 Liberty Bowl. The Broncos finished 13-1 his junior year and were ranked No. 15 in the Coaches poll and No. 16 in the final Associated Press poll. Adams was 11-1 his senior year as the team finished No. 10 in the final BCS rankings, No. 12 by the Associated Press and No. 13 in the Coaches poll. He was named a Second Team All-WAC selection his senior season.

Adams was born on Feb. 13, 1983, in Sacramento, Calif. He graduated from Sheldon High School (Elk Grove, Calif.), where he lettered in football, wrestling and track and field.

Adams and his wife, Stefani, have three daughters, Mya, Emmy and Harper.



**JASON MICHAEL**  
**TIGHT ENDS COACH**  
**COACHING EXPERIENCE: 16**  
**NFL COACHING EXPERIENCE: 13**

Michael is in his first season as the Colts tight ends coach. He has 16 years of coaching experience, including 13 seasons in the NFL.

Michael served as tight ends coach for the Arizona Cardinals in 2018. He worked with a group that included veterans Jermaine Gresham and John Phillips as well as second-year player Ricky Seals-Jones. Seals-Jones finished fourth on the team in receptions (34) and receiving yards (343) while adding one receiving touchdown. He set single-season career highs in receptions and receiving yards.

Prior to Arizona, Michael spent four seasons (2014-17) with the Tennessee Titans and served as quarterbacks coach (2016-17) and offensive coordinator (2014-15). He was instrumental in the development of quarterback Marcus Mariota, whom the team selected with the second overall pick of the 2015 NFL Draft.

In 2016, Mariota had a franchise-best eight consecutive games with multiple touchdown passes and recorded the third-highest passer rating in club history (95.6), while his 26 passing touchdowns ranked fourth in a single season in team history. He was named AFC Offensive Player of the Month for November after posting a 115.0 quarterback rating. As a rookie in 2015, Mariota became the first player in NFL history to post a perfect passer rating (158.3) in his first-ever start. He ranked third among all NFL quarterbacks in red zone passer rating (116.1) and posted the two highest single-game passing totals by a rookie in franchise history. Mariota's 16 multi-touchdown games in his first two seasons were the third-highest total by an NFL player in their first two seasons. He ranked first in red zone passer rating (114.6) after accounting for 33 red zone touchdowns and no red zone interceptions between 2015-16.

As offensive coordinator in 2015, Michael helped tight end Delanie Walker earn his first career Pro Bowl selection after registering career highs in receptions (94) and receiving yards (1,088) while adding six touchdowns. Walker's 94 receptions led all NFL tight ends and established a franchise record for a tight end. Additionally, the Titans offense set a franchise record in 2015 as 12 different players had at least one receiving touchdown.

From 2011-13, Michael was the tight ends coach for the San Diego Chargers. He guided Antonio Gates to the fourth-most receptions (190) among NFL tight ends over that three-year span, while totaling 2,188 yards and 18 touchdowns. In 2013, Gates led the Chargers with 77 receptions, helping San Diego's offense rank fifth in the NFL. The Chargers offense finished sixth in the league in 2011 as Gates led San Diego with 64 catches that season en route to a Pro Bowl selection.

Michael coached two seasons with the San Francisco 49ers (2009-2010), where he served as an offensive assistant (2009) and then quarterbacks coach (2010).

In 2008, Michael was the tight ends coach at the University of Tennessee. He returned to Knoxville, where he began his coaching career as a graduate assistant with the secondary and special teams from 2003-04.

Between stints at the University of Tennessee, Michael coached with the New York Jets (2006-07) and Oakland Raiders (2005). In 2006, he helped Jets quarterback Chad Pennington earn Comeback Player of the Year honors.

A quarterback who began his college playing career at Army, Michael transferred to Western Kentucky and was a two-time captain. As a senior in 2002, he led the Hilltoppers to the NCAA I-AA championship and was named the school's Male Athlete of the Year.

A native of Louisa, Ken., Michael earned a bachelor's degree in Civil Engineering Technology from Western Kentucky and was named a I-AA Athletic Directors Academic All-Star and a Second Team Verizon Academic All-District IV honoree.

Michael and his wife, Jamie, have one son, Wyatt, and a daughter, Charlie.

## NEW COLTS ASSISTANT COACHES



**HOWARD MUDD**  
**SENIOR OFFENSIVE ASSISTANT**  
**COACHING EXPERIENCE: 41**  
**NFL COACHING EXPERIENCE: 39**

Mudd is in his first season with the Colts as senior offensive assistant. He has over 40 years of NFL experience as a coach (1972-2009, 2011-12) and player (1964-71). Mudd re-joins Indianapolis after serving as the team's offensive line coach for 12 seasons (1998-2009). He was a member of the

Colts' Super Bowl XLI championship team.

After retiring from the NFL in 2012, Mudd helped coach the offensive line in the 2014 East-West Shrine Bowl. He also spent time traveling to lecture and conduct clinics throughout the country.

Mudd served as the offensive line coach for the Philadelphia Eagles from 2011-12.

Under the direction of Mudd from 1998-2009, Indianapolis allowed the fewest sacks in the NFL (227) and were the only franchise to allow less than 300 sacks during that time frame. The Colts also scored a league-best 26.1 points per game during his tenure. Mudd's unit provided protection for quarterback Peyton Manning to earn four NFL MVP awards while running back Edgerrin James claimed two rushing titles. From 1998-2009, four Indianapolis running backs combined for nine 1,000-yard rushing seasons (Edgerrin James – five, Joseph Addai – two, Marshall Faulk – one, Dominic Rhodes – one) while four players registered 16 1,000-yard receiving seasons (Marvin Harrison – eight, Reggie Wayne – six, Dallas Clark – one, Brandon Stokley – one).

From 2000-09, Mudd helped the Colts produce 115 regular season wins, the most in a decade for any NFL club. Indianapolis also set an NFL record with 23 consecutive wins from 2008-09 and won 12-or-more games in seven consecutive seasons.

Mudd previously served as the offensive line coach for the Kansas City Chiefs (1989-92), Cleveland Browns (1983-88), Seattle Seahawks (1978-82, 1993-97), San Francisco 49ers (1977) and San Diego Chargers (1974-1976). He began his coaching career at the University of California, where he served as the offensive line coach for two years (1972-73). Mudd had also previously volunteered as an assistant offensive line coach at Stanford during spring football practice.

Prior to entering coaching, Mudd had an eight-year NFL playing career with the Chicago Bears (1969-71) and San Francisco 49ers (1964-69). He retired following the 1971 season due to a serious knee injury. Mudd was a three-time Pro Bowl starter (1966-68) and was named First Team All-Pro (1968). Originally selected by the 49ers in the ninth round (113th overall) of the 1964 NFL Draft, he was named to the NFL All-Decade Team of the 1960s and was a member of the 49ers' All-Golden Era Team (1946-70).

Mudd was a starting guard and team captain at Hillsdale (Mich.) College (1960-63). He holds a bachelor's degree in biology and is a member of the NAIA Hall of Fame. In 2016, Mudd co-authored and released a book titled *The View from the O-Line: Football According to NFL Offensive Linemen and an Uncommon Coach*.

Mudd was born on February 10, 1942, in Midland, Mich. He is married to the former Shirley Ball of Seneca, Mo. They have three children, Ami, Adam and Darren.



**CHRIS STRAUSSER**  
**OFFENSIVE LINE COACH**  
**COACHING EXPERIENCE: 31**  
**NFL COACHING EXPERIENCE: 3**

Strausser is in his first season with the Colts as offensive line coach. He has 30 years of coaching experience, including 28 years at the collegiate level.

Strausser spent the last two seasons with the Denver Broncos, where he served as offensive line – tackles coach (2018) and assistant offensive line coach (2017). He was instrumental in the development of tackle Garrett Bolles, whom the team selected with the 20th overall pick of the 2017 NFL Draft. Over the last two seasons, Bolles started all 32 games at left tackle. He was named to the PFWA All-Rookie Team after becoming just the fifth rookie in franchise history to start every game at left tackle.

In 2018, Strausser's unit tied for the 10th fewest sacks allowed (34) in the NFL and helped pave the way for undrafted rookie running back Phillip Lindsay to rush for 1,037 yards and nine touchdowns. His rushing total was the second-most by an undrafted rookie (since the 1970 NFL merger) and he became just the sixth Broncos rookie to reach 1,000 yards in a single season. Lindsay registered 1,278 yards from scrimmage and 10 total touchdowns. He became the first undrafted offensive player in NFL history to make the Pro Bowl as a rookie.

Prior to Denver, Strausser coached the offensive line at the collegiate level for 19 seasons. As associate head coach/offensive line coach at Washington from 2014-16, three of his offensive linemen were named first-team or second-team all-league selections. The Huskies won the PAC-12 Conference Championship in 2016 and advanced to the College Football Playoff semifinals.

Strausser joined Washington's staff along with Head Coach Chris Petersen after spending seven seasons (2007-2013) on Petersen's staff at Boise State. He served as offensive line coach and run game coordinator for Boise State from 2010-13, adding the responsibilities as associate head coach in 2013. During that time, Boise State surrendered just 36 sacks (0.69 per game) to rank second in the nation during that four-year period.

At Boise State, Strausser helped convert center Matt Paradis from a defensive lineman to become a Second Team All-Mountain West Conference selection in 2012 and 2013. Paradis went on to be selected by the Denver Broncos in the sixth round (207th overall) of the 2014 NFL Draft, and he has started all 57 games he has appeared in with the team over the last four seasons.

In 2006, Strausser served as assistant head coach/offensive line coach at the University of Colorado.

In his first stint at Boise State from 2001-05, Strausser coached the offensive line, adding assistant head coach to his title in 2003. Four of his linemen earned First Team All-Western Athletic Conference honors.

Prior to Boise State, Strausser spent a combined 12 seasons at Portland State (1993-94, 2000), Foothill College (1997-99), San Jose State (1995-96), Sonoma State (1992), Oregon State (1990-91) and Menlo College (1989).

Strausser graduated from Chico State University in 1989 with a bachelor's degree in physical education. He went on to earn his master's in education from Oregon State in 1991.

Strausser and his wife, Cathy, have two daughters, Maeve and Sarah.



## WHAT TO LOOK FOR IN 2019

### TEAM


- With six regular season wins, the team will reach 300 career regular season wins in the Indianapolis era. Entering the 2019 season, the Colts are 294-285-0 in the regular season since moving to Indianapolis in 1984.

### T-ANTHONY CASTONZO

- With nine games played, he will reach 125 career games played.
- With nine games started, he will reach 125 career games started.

### TE-JACK DOYLE

- With 61 receptions, he will tie Ken Dilger (261) for the fourth-most receptions by a tight end in team history.
- With 62 receptions, he will pass Ken Dilger (261) for the fourth-most receptions by a tight end in team history.
- With 63 receptions, he will tie Marcus Pollard (263) for the third-most receptions by a tight end in team history.
- With 64 receptions, he will pass Marcus Pollard (263) for the third-most receptions by a tight end in team history.
- With 58 receiving yards, he will tie Tom Mitchell (1,786) for the seventh-most receiving yards by a tight end in team history.
- With 59 receiving yards, he will pass Tom Mitchell (1,786) for the seventh-most receiving yards by a tight end in team history.
- With 272 receiving yards, he will reach 2,000 career receiving yards.
- With 394 receiving yards, he will tie Raymond Chester (2,122) for the sixth-most receiving yards by a tight end in team history.
- With 395 receiving yards, he will pass Raymond Chester (2,122) for the sixth-most receiving yards by a tight end in team history.
- With 426 receiving yards, he will tie Coby Fleener (2,154) for the fifth-most receiving yards by a tight end in team history.
- With 427 receiving yards, he will pass Coby Fleener (2,154) for the fifth-most receiving yards by a tight end in team history.
- With eight games started, he will reach 50 career games started.
- With 18 games played, he will reach 100 career games played.
- With three receiving touchdowns, he will tie Coby Fleener (17) for the seventh-most receiving touchdowns by a tight end in team history.
- With four receiving touchdowns, he will pass Coby Fleener (17) and tie Ken Dilger (18) for the sixth-most receiving touchdowns by a tight end in team history.
- With five receiving touchdowns, he will pass Ken Dilger (18) and tie Tom Mitchell (19) and Dwayne Allen (19) for the fourth-most receiving touchdowns by a tight end in team history.
- With six receiving touchdowns, he will pass Tom Mitchell (19) and Dwayne Allen (19) for the fourth-most receiving touchdowns by a tight end in team history.
- With 16 first down receptions, he will tie Coby Fleener (109) for the fourth-most first down receptions by a tight end in team history.
- With 17 first down receptions, he will pass Coby Fleener (109) for the fourth-most first down receptions by a tight end in team history.



### TE-ERIC EBRON

- With three games played, he will reach 75 career games played.
- With five games started, he will reach 50 career games started.
- With 180 receiving yards, he will reach 3,000 career receiving yards.
- With 187 scrimmage yards, he will reach 3,000 career scrimmage yards.
- With four touchdowns from scrimmage, he will reach 30 career touchdowns from scrimmage.
- With one receiving touchdown, he will tie Jack Doyle (14) for the eight-most receiving touchdowns by a tight end in team history.
- With two receiving touchdowns, he will pass Jack Doyle (14) for the eight-most receiving touchdowns by a tight end in team history.
- With four receiving touchdowns, he will tie Coby Fleener (17) for the seventh-most receiving touchdowns by a tight end in team history.
- With five receiving touchdowns, he will pass Coby Fleener (17) and tie Ken Dilger (18) for the sixth-most receiving touchdowns by a tight end in team history.
- With six receiving touchdowns, he will pass Ken Dilger (18) and tie Tom Mitchell (19) and Dwayne Allen (19) for the fourth-most receiving touchdowns by a tight end in team history. He would also reach 30 career receiving touchdowns.
- With seven receiving touchdowns, he will pass Tom Mitchell (19) and Dwayne Allen (19) for the fourth-most receiving touchdowns by a tight end in team history.



### WR-TY. HILTON

- With one reception in the season opener, it will mark 63 consecutive games with at least one reception which will pass Jessie Hester (62) for the fifth-longest streak in franchise history.
- With at least one reception in two consecutive games, he will tie Dallas Clark (64) for the fourth-longest streak in franchise history.
- With at least one reception in three consecutive games, he will pass Dallas Clark (64) for the fourth-longest streak in franchise history.
- With at least one reception in 15 consecutive games, he will tie Marshall Faulk (77) for the third-longest streak in franchise history.
- With at least one reception in 16 consecutive games, he will pass Marshall Faulk (77) for the third-longest streak in franchise history.
- With 43 receptions, he will reach 550 career receptions.
- With 848 scrimmage yards, he will reach 9,000 career scrimmage yards.
- With 903 receiving yards, he will reach 9,000 career receiving yards.
- With 124 receptions, he will tie Raymond Berry (631) for the third-most receptions in team history.
- With 125 receptions, he will pass Raymond Berry (631) for the third-most receptions in team history.
- With 1,000 yards from scrimmage this season, it will mark his sixth such season which would tie Edgerrin James and Lenny Moore (six) for the third-most in team history.
- With 1,123 yards from scrimmage, he will tie Raymond Berry (9,275) for the fifth-most scrimmage yards in team history.
- With 1,124 yards from scrimmage, he will pass Raymond Berry (9,275) for the fifth-most scrimmage yards in team history.
- With 1,178 receiving yards, he will tie Raymond Berry (9,275) for the third-most receiving yards in team history.
- With 1,179 receiving yards, he will pass Raymond Berry (9,275) for the third-most receiving yards in team history.
- With one receiving touchdown, he will pass Jim Mutscheller (40) for the seventh-most receiving touchdowns in team history.
- With three touchdowns, he will tie Alan Ameche (44) for the 12th-most total touchdowns in team history.
- With four touchdowns, he will pass Alan Ameche (44) for the 12th-most total touchdowns in team history.
- With five touchdowns, he will tie Dallas Clark (46) for the 11th-most total touchdowns in team history.
- With six touchdowns, he will pass Dallas Clark (46) for the 11th-most total touchdowns in team history.
- With six receiving touchdowns, he will tie Dallas Clark (46) for the sixth-most receiving touchdowns in team history.
- With seven touchdowns, he will tie Joseph Addai (48) for the 10th-most total touchdowns in team history.
- With seven receiving touchdowns, he will pass Dallas Clark (46) for the sixth-most receiving touchdowns in team history.
- With eight touchdowns, he will pass Joseph Addai (48) for the 10th-most total touchdowns in team history.
- With eight receiving touchdowns, he will tie Lenny Moore (48) for the fifth-most receiving touchdowns in team history.
- With nine receiving touchdowns, he will pass Lenny Moore (48) for the fifth-most receiving touchdowns in team history.
- With 10 receiving touchdowns, he will tie Jimmy Orr (50) for the fourth-most receiving touchdowns in team history.
- With 11 receiving touchdowns, he will pass Jimmy Orr (50) for the fourth-most receiving touchdowns in team history.
- With 17 receptions of 25+ yards, he will tie Reggie Wayne (111) for the second-most receptions of 25+ yards in team history.
- With 18 receptions of 25+ yards, he will pass Reggie Wayne (111) for the second-most receptions of 25+ yards in team history.
- With one game with 10+ receptions, he will pass Don McCauley, Lydell Mitchell, Joe Washington, Anthony Johnson and Dallas Clark, all with three, for the third-most games with 10+ receptions in team history.
- With 13 games started, he will reach 100 career games started.
- If he leads the team in receiving yards, it will mark his seventh such season doing so which would tie Reggie Wayne for the second-most in franchise history. Additionally, it would mark his seventh consecutive season leading the team in receiving which would establish a franchise record.



### RB-NYHEIM HINES

- With 15 rushing attempts, he will reach 100 career rushing attempts.
- With 37 receptions, he will reach 100 career receptions.
- With 281 scrimmage yards, he will reach 1,000 career scrimmage yards.
- With 63 receptions, he will pass Edgerrin James (125) for the most receptions by a Colts running back in their first two seasons in the NFL.
- With 75 receptions, he will pass Marvin Harrison (137) for the most receptions by a Colts player in their first two seasons in the NFL.

## WHAT TO LOOK FOR IN 2019

### DE-JUSTIN HOUSTON

- With four games started, he will reach 100 career games started.
- With 4.0 tackles for loss, he will reach 100.0 for his career.

### LB-DARIUS LEONARD

- With 37 tackles, he will reach 200 career tackles.
- Since 2000, only two players (Luke Kuechly – 202 and Patrick Willis – 202) have registered 200 career tackles in their first 20 games in the NFL.
- With 127 tackles, he will pass Jerrell Freeman (289) for the most tackles in a player's first two seasons in Colts history.
- With 158 tackles, he will pass Luke Kuechly (320) for the most tackles in a player's first two seasons in NFL history.



### QB-ANDREW LUCK

- With 14 games played, he will reach 100 career games played.
- With 14 starts, he will reach 100 career games started.
- With 210 passing attempts, he will reach 3,500 career passing attempts.
- With 329 passing yards, he will reach 24,000 career passing yards.
- With 1,329 passing yards, he will reach 25,000 career passing yards.
- With four passing touchdowns, he will reach 175 career passing touchdowns.
- With 29 passing touchdowns, he will reach 200 career passing touchdowns.
- With 21 completions of 25+ yards, he will reach 200 career completions of 25+ yards.
- With 187 rushing yards, he will tie John Unitas (1,777) for the most rushing yards by a quarterback in team history.
- With 188 rushing yards, he will pass John Unitas (1,777) for the most rushing yards by a quarterback in team history.
- With one rushing touchdown, he will pass Bert Jones (14) for the second-most in Colts history for a quarterback.
- With three rushing touchdowns, he will tie Peyton Manning (17) for the most in Colts history for a quarterback.
- With four rushing touchdowns, he will pass Peyton Manning (17) for the most in Colts history for a quarterback.



### RB-MARLON MACK

- With 234 rushing yards, he will reach 1,500 career rushing yards.
- With 406 scrimmage yards, he will reach 2,000 career scrimmage yards.
- With 734 rushing yards, he will reach 2,000 career rushing yards.
- With one 100-yard rushing performance, he will tie Dominic Rhodes (five) for the 10th-most such games in Colts history.
- With two 100-yard rushing performances, he will tie Curtis Dickey, Randy McMillan and Lenny Moore (six) for the seventh-most such games in Colts history.
- With three 100-yard rushing performances, he will tie Alan Ameche (seven) for the sixth-most such games in Colts history.
- With four 100-yard rushing performances, he will tie Joseph Addai (eight) for the fifth-most such games in Colts history.
- With five 100-yard rushing performances, he will pass Joseph Addai (eight) for the fifth-most such games in Colts history.



### DE-JABAAL SHEARD

- With four games played, he will reach 125 for his career.
- With nine games started, he will reach 100 for his career.
- With 3.0 sacks, he will reach 50.0 for his career.

### K-ADAM VINATIERI

- With four PAT attempts, he will become the first player in franchise history to eclipse 500.
- With 15 PATs made, he will become the first player in franchise history to eclipse 500.
- With 58 points, he will become the first player in franchise history to eclipse 1,500 career points with the organization.
- With 10 field goal attempts, he will reach 700 career field goal attempts. He would become just the second player in NFL history to reach that plateau, joining Morten Andersen (709).
- With 18 field goals made, he will reach 600 career field goals made. He would become the first player in NFL history to reach that plateau.
- With 19 field goal attempts, he will tie Morten Andersen (709) for the most career field goal attempts in NFL history.
- With 20 field goal attempts, he will pass Morten Andersen (709) for the most career field goal attempts in NFL history.
- With 31 field goal attempts, he will become the first player in franchise history to eclipse 400 field goal attempts with the organization.
- With eight converted field goals from 30-39 yards, he will tie Gary Anderson (181) for the second-most made field goals from that distance in NFL history.
- With nine converted field goals from 30-39 yards, he will pass Gary Anderson (181) for the second-most made field goals from that distance in NFL history.
- With three converted field goals from 50+ yards, he will tie Matt Prater (46) for the third-most made field goals from that distance in NFL history.
- With four converted field goals from 50+ yards, he will pass Matt Prater (46) for the third-most made field goals from that distance in NFL history.
- With one game played he will pass Gary Anderson (353) for the second-most games played in NFL history.
- With four games played, he will tie Rohn Stark and Jeff Saturday (197) for the fifth-most games played in Colts history.
- With five games played, he will pass Rohn Stark and Jeff Saturday (197) and tie Eugene Daniel (198) for the fourth-most games played in Colts history.
- With 13 games played, he will tie John Unitas (206) for the third-most games played in Colts history.
- With 14 games played, he will pass John Unitas (206) for the third-most games played in Colts history.
- With 15 games played, he will tie Peyton Manning (208) for the second-most games played in Colts history.
- With 16 games played, he will pass Peyton Manning (208) for the second-most games played in Colts history.
- With 100 points this season, he would extend his NFL record to 22 such seasons. It would mark his 12th season accomplishing that as a Colt which would extend his franchise record.
- With 100 points, it would be his eighth consecutive season eclipsing that mark which would tie Mike Vanderjagt (1998-2005) for the Colts franchise record.
- After concluding the season, it will mark his 14th with the organization, which will tie for the second-most season in franchise history with Peyton Manning, Robert Mathis and Reggie Wayne.
- If he leads the team in scoring this season, it will mark his 10th consecutive season doing so which would set a franchise record. It would also extend his already franchise record to 13 overall seasons leading the team in scoring.





**MILESTONES REACHED IN 2018**

**TEAM**

- In **Week 1 vs. CIN (9/9)**, Indianapolis started five rookies in Darius Leonard (LB), Skai Moore (LB), Quenton Nelson (LG), Braden Smith (OT) and Jordan Wilkins (RB). It marked the most rookies to start a game for the Colts in the Indianapolis era.
- In **Week 7 vs. BUF (10/21)**, the Colts defeated the Bills 37-5 for the team's 300th win in the Indianapolis era (including postseason games). The Colts became just the 12th team to register 300 wins since 1984. The 32-point differential was the most for Indianapolis since 9/29/13 at JAX when the team won by 34.
- In **Week 8 at OAK (10/28)**, Indianapolis defeated the Raiders by a score of 42-28 to win their second straight game. The Colts last won two games in a row in 2016 (11/6-11/20).
- In **Week 10 vs. JAX (11/11)**, the Colts won their third straight game of the season to improve their record to 4-5. The last time Indianapolis won three straight games was in 2015 (11/8-11/29). Since 1998, the Colts are now 14-7 in games immediately following the bye week.
- In **Week 11 vs. TEN (11/18)**, Indianapolis defeated the Titans by a score of 38-10 to win their fourth game in a row to improve their record to 5-5 on the season. The last time the Colts won four games in a row was in 2014 (11/23-12/14).
- In **Week 12 vs. MIA (11/25)**, the Colts won their fifth game in a row to improve their record on the season to 6-5. It marked the first time the team had won five games in a row since 2014 (9/21-10/19).
- In **Week 16 vs. NYG (12/23)**, Indianapolis defeated the New York Giants by a score of 28-27 to improve to 9-6 on the season. The win was the Colts' sixth straight at home. The last time Indianapolis won six consecutive home games in one season was in 2012 from 10/7-12/30.
- In **Week 17 at TEN (12/30)**, the Colts defeated the Titans by a score of 33-17 to improve to 10-6 on the year and 4-2 in the division. With the victory, the Colts clinched the sixth spot in the playoffs and earned a playoff berth for the first time since 2014. Indianapolis became just the third team in NFL history to make the playoffs after starting the season 1-5 and the fifth team since the league expanded to a 16-game regular season to finish with a winning record.
- In the **AFC Wild Card Round at HOU (1/5)**, Indianapolis defeated the Texans 21-7 to earn their first playoff win since 2014 season (1/11/15 at Denver). Thirty-one Colts players made their playoff debut. The Colts became just the second team in NFL history to win a playoff game after starting the season 1-5. They join the 2015 Kansas City Chiefs who defeated the Houston Texans in the AFC Wild Card Round.

**HEAD COACH FRANK REICH**

- Reich became the 10th head coach in franchise history to finish with a winning record in his first season and is the eighth coach in team history to reach the playoffs in his first season as head coach.
- In the **AFC Wild Card Round at HOU (1/5)**, he became the third head coach in team history to win a playoff game in his first season at the helm.

**COLTS DEFENSE**

- In **Week 1 vs. CIN (9/9)**, the Colts defense forced two turnovers, which were the most in a season opener for the team since 2013 vs. OAK. The turnovers included an interception by cornerback Kenny Moore II on the game's opening possession as well as a forced fumble by safety Matthias Farley that was recovered by linebacker Darius Leonard in the first quarter. Moore's interception was the team's first on opening weekend since 2013 when the Colts recorded two picks against OAK (9/8/13).
- In **Week 2 at WAS (9/16)**, the Indianapolis defense held the Redskins to 304 total yards and nine points. It marked the first time since 12/18/16 at MIN that the Colts held their opponent without a touchdown. Rookie linebacker Darius Leonard finished with 19 tackles (15 solo), 1.0 tackle for loss, 1.0 sack, one pass defended and one forced fumble. He had the most tackles by a Colt since 2011 (Pat Angerer with 20 on 9/25/11). Since at least 1994, his 19 tackles were the most by a Colts rookie and the second-most in single-game team history.
- In **Week 3 at PHI (9/23)**, the Indianapolis defense tallied 5.0 sacks, the most by the Colts since 12/18/16 at MIN.
- In **Week 4 vs. HOU (9/30)**, the Colts defense had 7.0 sacks, which gave them 17.0 through the first four games of the season. It set the record for most in team history through four games, passing the Baltimore Colts' record of 16.0 in 1983. The 7.0 sacks were the most

- for the Colts in a game dating back to 12/5/04 vs. TEN (7.0). The team tied the 2015 St. Louis Rams for the most tackles for loss (31.0) through the first four games of a season since 1994. Linebacker Darius Leonard (7.0) and defensive tackle Margus Hunt (9.0) have combined for 16.0 tackles for loss, the most in the NFL by two teammates through the first four games of the season since 1994.
- In **Week 5 at NE (10/4)**, the Indianapolis defense recorded two interceptions for the first time since 11/26/17 vs. TEN.
- In **Week 6 at NYJ (10/14)**, the Colts defense finished the game forcing two turnovers, 2.0 sacks and 6.0 tackles for loss.
- In **Week 7 vs. BUF (10/21)**, the Indianapolis defense allowed only five points on the day - the least number of points the Colts have allowed since 11/23/14 vs. JAX. The Colts defense held the Bills to zero points in the first half. It was the first time since 12/18/16 at MIN the Colts have shut out an opponent in the first half. The Indianapolis defense forced five turnovers in the game, the most in a contest since 10/12/08 vs. BAL.
- In **Week 8 at OAK (10/28)**, the Colts defense forced their 10th fumble of the season.
- In **Week 10 vs. JAX (11/11)**, the Indianapolis defense finished with 8.0 tackles for loss, six passes defended and one forced fumble.
- In **Week 11 vs. TEN (11/18)**, the Colts defense held the Titans to 10 points and 263 total yards (87 rushing and 176 passing). The defense also registered 5.0 sacks, two interceptions and one forced fumble. The last time the Colts held an opponent to 263 total yards or less was 12/5/16 vs. NYJ (250 total yards). The Colts joined the Redskins and Browns as the only teams in the NFL to force a takeaway in every game this season.
- In **Week 12 vs. MIA (11/25)**, the Indianapolis defense finished with seven quarterback hurries, 5.0 tackles for loss, 1.0 sack, one forced fumble and one fumble recovery. The Colts and Browns were the only teams in the NFL to have forced a turnover in every game this season. The last time Indianapolis had at least one turnover in each of the first 12 weeks of a season was 2007.
- In **Week 13 at JAX (12/2)**, the Colts defense held the Jaguars to 211 total yards (132 passing, 79 rushing). It marked the lowest net yardage total by a Colts opponent since 12/31/17 vs. HOU. The unit had 3.0 sacks, 7.0 tackles for loss, seven quarterback hurries, two forced fumbles and one fumble recovery. The Indianapolis defense is the only team in the NFL to have forced a turnover in every game this season.
- In **Week 14 at HOU (12/9)**, the Indianapolis defense registered 9.0 tackles for loss, 5.0 sacks and four passes defended.
- In **Week 15 vs. DAL (12/16)**, the Colts defense allowed 292 yards (112 rushing, 180 passing) and held the Cowboys scoreless for the first shutout by the team since 10/19/14 vs. CIN. It marked the first time the Cowboys had been shutout since 11/16/03 at NE. The game marked the third time this season the Colts defense held the opponent to less than 300 total net yards. The Indianapolis defense held the Cowboys to four-of-12 on third down for a conversion rate of 33 percent, tied for the second-lowest percentage by an opponent this season. The Colts defense held the Cowboys to one-of-five on fourth down for a 20 percent conversion rate. The last time the Colts held an opponent to one-of-five or worse on fourth down was 12/4/05 vs. TEN. The Indianapolis defense finished the day with 3.0 sacks, 4.0 tackles for loss, four passes defended, one interception, one forced fumble and one fumble recovery. With 3.0 sacks on the day, the Colts season sack total is 38.0. Since 1982, 38.0 sacks through the first 15 weeks of the season are tied for the sixth-most in team history and the most since 2004 when the team had 43.0. The Colts, Texans and Saints are the only teams in the NFL to not allow a 100-yard rusher this season.
- In **Week 16 vs. NYG (12/23)**, the Indianapolis defense finished the day with 6.0 tackles for loss, three quarterback hits, two passes defended and one interception. The Colts defense is one of three teams (Houston, New Orleans) to not allow a 100-yard rusher this season.
- In **Week 17 at TEN (12/30)**, the Colts defense held the Titans to 258 yards (165 passing, 93 rushing). It marked the fourth time the Colts have held an opponent to under 300 yards and the second time this season they held the Titans to under 300 yards. Indianapolis also had seven passes defended, two interceptions, 1.0 tackle for loss and held the Titans to one-of-nine on third down. Since Week 9, the Colts defense allowed the third-fewest points with 131.
- In the **AFC Wild Card Round at HOU (1/5)**, the Indianapolis defense



## MILESTONES REACHED IN 2018

shut out the Houston Texans in the first half. It was the first time the Colts shut out an opponent in the first half of a playoff game since 1/8/11 vs. the New York Jets. The Colts held the Texans to seven points, the Texans' lowest point total in 2018 and the only time they have been held to single-digit points. The Indianapolis defense finished the day with 3.0 sacks, 3.0 tackles for loss, eight quarterback hits, four passes defended and one interception. The Colts defense also held the Texans offense to three-of-13 on third down for a 23 percent conversion rate. It marked the fifth-lowest opponent conversion rate in Colts playoff history.

- In the **AFC Divisional Round at KC (1/12)**, the Colts defense recorded 9.0 tackles for loss, seven quarterback hits, 4.0 sacks, three passes defended, one forced fumble and one fumble recovery.

### COLTS OFFENSE

- In **Week 1 vs. CIN (9/9)**, the Colts offense converted 11-of-17 third downs (65.0 percent) which was the highest rate for the team since 11/4/12 vs. MIA.
- In **Week 2 at WAS (9/16)**, the Indianapolis offense converted 9-of-16 third downs (56.0 percent). Through two weeks, the Colts led the NFL with a 60.6 third down conversion percentage (20-of-33).
- In **Week 4 vs. HOU (9/30)**, the Colts offense recorded 478 yards of total offense (437 passing and 41 rushing) and scored four passing touchdowns. The four touchdowns through the air were the most since 12/5/16 at NYJ. With 23 passing first downs, the team tied a franchise record set on 10/3/10 at JAX.
- In **Week 5 at NE (10/4)**, the Indianapolis offense finished with 439 yards of total offense (355 yards passing and 84 yards rushing). It marked the first time the Colts offense recorded back-to-back 400-yard games since 2014 (10/26-11/3).
- In **Week 6 at NYJ (10/14)**, the Colts offense finished the day with 428 total yards of offense (127 rushing, 301 passing). It marked the first time since 2014 (9/21-10/5) the team recorded 400 yards or more in three straight games.
- In **Week 7 vs. BUF (10/21)**, the Colts had over 100 yards rushing in the first half. It marked the first time the team had accomplished that since 9/15/14 vs. PHI. With 220 rushing yards on the day, it was the first time since 12/18/11 vs. TEN that the Colts rushed for over 200 yards. The 37 points scored were the most by the Colts in a game this season and the most since the team scored 41 on 12/5/16 at NYJ. The Colts did not allow a sack in back-to-back games.
- In **Week 8 at OAK (10/28)**, the Indianapolis offense tallied 461 yards (222 rushing and 239 passing). It was the fourth time this season the Colts have tallied over 400 total yards of offense. The Indianapolis offense went 75 yards down the field on the opening drive to score a touchdown. It was the third time this season the Colts have scored a touchdown on their first drive. Indianapolis rushed for over 200 yards in two straight games for the first time in the same season since 1985 (12/15-12/22). The last time the Colts rushed for 200 yards or more in two straight regular season games was over a two-season span from 2003-04 (12/28-9/9). Indianapolis has scored 30 or more points in three straight games. The last time that occurred was over a four-game stretch in 2010 (12/5-12/26). On third down, the Colts converted nine-of-13 attempts for a 69 percent efficiency rating.
- In **Week 10 vs. JAX (11/11)**, the Colts offense finished the day with 366 yards of total offense (285 yards passing and 81 yards rushing). For the fourth time this season and second game in a row the Colts offense scored on the team's first drive of the game. It is the first time since 2012 (9/16-9/23) that the Colts scored a touchdown on their first drive in back-to-back games. Indianapolis tallied 29 first-half points, marking the 10th time since 1991 that the Colts have scored 29 points or more in the first half of a game. Indianapolis hasn't allowed a sack in four consecutive games and 165 pass attempts. It is the fourth time since sacks became an official stat in 1982 that the Colts have had four straight games without giving up a sack and the first since 2009 (9/27-10/25).
- In **Week 11 vs. TEN (11/18)**, the Indianapolis offense totaled 397 yards (102 rushing, 295 passing). The Colts offense has scored at least 24 points in seven straight games - the longest streak since 2005 when the Colts did it in 10 straight from 10/2-12/11. The Indianapolis offensive line has not given up a sack in five straight games and 217 straight pass attempts. The streak of five straight games ties the New York Giants (2010) and Tennessee Titans (2008) for the third-longest streak since 1982.

- In **Week 12 vs. MIA (11/25)**, the Indianapolis offense totaled 455 yards (337 passing, 118 rushing). It marked the third time this season the Colts have totaled 450 yards or more on offense. The Indianapolis offense went 243 straight passes before giving up a sack dating back to 10/4/18 vs. New England. The Colts offense has now scored at least 24 points in eight straight games. It is the longest streak since 2005 when the Colts did it in 10 straight from 10/2-12/11. Dating back to Week 5 at NE (10/4), quarterback Andrew Luck went 239 pass attempts without being sacked which is the third-most in league history behind Dan Marino (759) and Mark Ryplien (252).
- In **Week 14 at HOU (12/9)**, the Colts offense totaled 436 yards (386 passing, 50 rushing) of offense. It marked the sixth time this season Indianapolis totaled over 400 total net yards.
- In **Week 15 vs. DAL (12/16)**, the Indianapolis offense totaled 370 yards (178 rushing, 192 passing). The unit converted eight-of-12 third-down conversions at a rate of 67 percent, the second-highest percentage in a game this season.
- In **Week 16 vs. NYG (12/23)**, the Colts offense totaled 402 yards (49 rushing, 353 passing). It marked the seventh time this season Indianapolis has totaled more than 400 net yards.
- In **Week 17 at TEN (12/30)**, the Indianapolis offense tallied 436 yards on offense (278 passing, 158 rushing). It marked the eighth time this season the Colts recorded over 400 yards on offense. The Colts offense totaled 6,179 yards on the season. It marked the sixth time in franchise history the team has totaled over 6,000 yards, the first since 2014 and third-most in team history. The Indianapolis offense scored a touchdown on its first possession, marking the seventh time this season the Colts have scored on their first possession. Their 49 first-possession points are fourth in the NFL. The Colts first two drives resulted in touchdowns and were drives of 92 and 90 yards respectively. They were the two longest scoring drives by the Colts this season. Indianapolis' second drive was a 16-play drive, which was their second-longest drive of the season and longest scoring drive.
- In the **AFC Wild Card Round at HOU (1/5)**, the Colts offense produced 422 yards (222 passing, 200 rushing). It marked the ninth time this season the Colts recorded over 400 yards in a game. The Indianapolis offense went nine-of-14 on third down for a conversion rate of 64 percent. It marked the fourth-highest conversion rate on third down in Colts playoff history. It was the third time this season the Colts rushed for 200 yards or more. It was the first time in Colts history the team rushed for 200 yards in a playoff game. The team's 5.7 yards per carry average was the third-highest in single-game postseason history.

### COLTS SPECIAL TEAMS

- In **Week 10 vs. JAX (11/11)**, Indianapolis defensive tackle/defensive end Denico Autry blocked the Jaguars second extra point attempt. It was the first blocked extra point by the Colts since 11/12/17 vs. PIT when Margus Hunt blocked Chris Boswell's extra point attempt.
- In **Week 15 vs. DAL (12/16)**, defensive tackle/defensive end Denico Autry blocked the Cowboys only field goal attempt of the day. It was the first field goal blocked by the Colts since 10/29/17 vs. CIN.
- In the **AFC Divisional Round at KC (1/12)**, linebacker Najee Goode blocked a Chiefs punt and wide receiver Zach Pascal recovered the ball in the end zone for a touchdown. It was the first blocked punt in Colts postseason history. The last time the Colts blocked a punt and returned it for a touchdown in the regular season was 12/12/10 vs. Dallas.

### LB-MATTHEW ADAMS

- In **Week 8 at OAK (10/28)**, he registered his first career start and recovered the first fumble of his career.
- In **Week 14 at HOU (12/9)**, he tallied a career-high six tackles (four solo).
- In **Week 16 vs. NYG (12/23)**, he made five solo tackles and had a single-game career-high 3.0 tackles for loss.

### TE-MO ALIE-COX

- In **Week 8 at OAK (10/28)**, he made a one-handed grab on the opening drive to secure his first NFL touchdown. Alie-Cox and fellow tight ends Eric Ebron and Jack Doyle each had a receiving touchdown to help the Colts become the first team in the Super Bowl era to have three different tight ends catch a touchdown pass in the same game.

## MILESTONES REACHED IN 2018

- In **Week 10 vs. JAX (11/11)**, he caught a single-game career-high two passes for 28 yards and his second career touchdown.

## DT/DE-DENICO AUTRY

- In **Week 4 vs. HOU (9/30)**, he led the team and tied his single-game career high with 2.0 sacks. He registered single-game career highs in total tackles (nine) and tackles for loss (4.0).
- In **Week 10 vs. JAX (11/11)**, he blocked the Jaguars second extra point attempt. It was the first blocked extra point by the Colts since 11/12/17 vs. PIT when Margus Hunt blocked Chris Boswell's extra point attempt.
- In **Week 11 vs. TEN (11/18)**, he recorded two solo tackles, one quarterback hurry and 1.0 sack.
- In **Week 12 vs. MIA (11/25)**, he led the defensive line in tackles with three (two solo). He also had a quarterback hurry and a fumble recovery.
- In **Week 13 at JAX (12/2)**, he led the defensive line in tackles with seven (six solo) and had 3.0 sacks, four quarterback hurries, 3.0 tackles for loss and two forced fumbles. He became the first Colts player since Robert Mathis on 9/29/13 at JAX to register 3.0 sacks in a game. Autry's 3.0 sacks, two forced fumbles and four quarterback hurries all set career-highs. Since 1994, only six other players in the NFL have registered at least 3.0 sacks, at least 3.0 tackles for loss and at least two forced fumbles in the same game.
- In **Week 14 at HOU (12/9)**, he registered four tackles (three solo), 2.0 tackles for loss, 2.0 sacks and two quarterback hurries. He became the first Colt since Robert Mathis in 2019 to register 2.0 sacks or more in two straight games. From Weeks 13-14, Autry led the NFL in sacks (5.0) and tackles for loss (5.0), while tying for the league lead in forced fumbles (two).
- In **Week 15 vs. DAL (12/16)**, he finished the day with one solo tackle, 1.0 sack and 1.0 tackle for loss. Autry also blocked the Cowboys only field goal attempt of the day. It was the first field goal blocked by the Colts since 10/29/17 vs. CIN. Autry joined Darius Leonard as the only Colts this season to register at least 1.0 sack in three straight games.
- In **Week 16 vs. NYG (12/23)**, he registered two tackles (one solo) and 1.0 tackle for loss.
- In the **AFC Divisional Round at KC (1/12)**, he led the defensive line in tackles with four (two solo) and registered 1.0 sack, 2.0 tackles for loss and three quarterback hits.

## CB-PIERRE DESIR

- In **Week 2 at WAS (9/16)**, he compiled four tackles (two solo), 1.0 tackle for loss, two passes defended and one fumble recovery. The tackle for loss and fumble recovery were each the first of his career.
- In **Week 4 vs. HOU (9/30)**, he compiled five solo tackles, one pass defended and one interception. It was his first interception of the season and the second of his career.
- In **Week 6 at NYJ (10/14)**, he led the team with nine tackles (eight solo) and added one forced fumble. His tackle total was the second-most in his career.
- In **Week 15 vs. DAL (12/16)**, he recorded seven solo tackles, one pass defended and forced a fumble. It was his second forced fumble of the season.

## TE-JACK DOYLE

- In **Week 1 vs. CIN (9/9)**, he caught seven passes for 60 yards and moved into eighth place in Colts history for receiving yards by a tight end (1,543).
- In **Week 2 at WAS (9/16)**, he caught two passes for 20 yards and tied Coby Fleener (183) for the fifth-most receptions by a tight end in Colts history.
- In **Week 8 at OAK (10/28)**, he led the team in receiving with 70 yards on six receptions (tied for the team-high) and added one touchdown. Doyle and fellow tight ends Mo Alie-Cox and Eric Ebron each had a receiving touchdown to help the Colts become the first team in the Super Bowl era to have three different tight ends catch a touchdown pass in the same game. Doyle passed Coby Fleener (183) for the fifth-most receptions by a tight end in Colts history.
- In **Week 12 vs. MIA (11/25)**, he caught four passes for 16 yards and one touchdown. His fourth catch of the game was his 200th career reception.

## TE-ERIC EBRON

- In **Week 1 vs. CIN (9/9)**, he tallied four receptions for 51 yards and one touchdown. In the second quarter, Ebron hauled in a 26-yard pass for a touchdown. It marked his first touchdown as a Colt and was the third-longest touchdown of his career.
- In **Week 2 at WAS (9/16)**, he caught three passes for 26 yards and one touchdown. It marked the second time in his career that he had a touchdown in back-to-back games (Weeks 1-2, 2015 season).
- In **Week 4 vs. HOU (9/30)**, he caught five passes for 40 yards and one touchdown.
- In **Week 5 at NE (10/4)**, he set new single-game career highs in receiving yards (105) and touchdowns (two). His nine receptions were the second-highest total in his career. It marked the first 100-yard receiving game of his career.
- In **Week 6 at NYJ (10/14)**, he caught four passes for a team-high 71 yards and one touchdown. The touchdown reception was his sixth of the season which established a new single-season career high. Ebron became the ninth tight end in league history to have at least 300 yards and six touchdowns through the first six weeks of a season. It marked the eighth time in team history a player has had at least six receiving touchdowns in the team's first six games and the first since Austin Collie in 2010.
- In **Week 8 at OAK (10/28)**, he secured his team-leading seventh touchdown of the year while adding 37 yards receiving. Through the first eight weeks of the season, Ebron leads all NFL tight ends in touchdowns with seven. Ebron and fellow tight ends Mo Alie-Cox and Jack Doyle each had a receiving touchdown to help the Colts become the first team in the Super Bowl era to have three different tight ends catch a touchdown pass in the same game.
- In **Week 10 vs. JAX (11/11)**, he compiled three receptions for 69 yards and three touchdowns (two receiving, one rushing). He scored his eighth touchdown of the season on a 53-yard reception. It was the third-longest reception of his career and his longest touchdown reception. It was also the longest touchdown play this season by the Colts. Ebron also scored a touchdown on a two-yard run for the second rushing touchdown of his career. He became the first Colts tight end in team history to score a rushing touchdown. On his third reception of the game, he brought in his third touchdown on a 12-yard catch. The last Colts player to have three touchdowns in the first half was Dwayne Allen on 12/5/2016. Ebron joined Rob Gronkowski as the only tight ends in NFL history to record two touchdown receptions and one rushing touchdown in the same game.
- In **Week 12 vs. MIA (11/25)**, he finished the game with five receptions for 45 yards and two touchdowns. Ebron tied Dallas Clark (11) for the most receiving touchdowns by a tight end in a season in Colts history. Ebron now has the most overall touchdowns (11 receiving, one rushing) by a Colts tight end in a single season in team history. Ebron and Tyreek Hill are the only players to have at least three games this season of two or more receiving touchdowns.
- In **Week 13 at JAX (12/2)**, he had 81 yards on 10 receptions. His 10 receptions tied a single-game career-high.
- In **Week 14 at HOU (12/9)**, he compiled four receptions for 65 yards and one touchdown. His touchdown reception was his 12th of the season and set the Colts single-season record for most receiving touchdowns by a tight end breaking Dallas Clark's record (11). Ebron has tallied 13 total touchdowns on the season, which is tied with Vernon Davis, Tyler Eifert and Antonio Gates for the third-most scrimmage touchdowns by a tight end in a single season.
- In **Week 16 vs. NYG (12/23)**, he made three catches for 28 yards. His third catch was his 62nd of the season and established a new single-season career high.
- In **Week 17 at TEN (12/30)**, he finished the night with four receptions for 60 yards and one touchdown. Ebron became the first tight end this season to have a receiving touchdown against the Titans. With his touchdown, he tied the record for the ninth-most touchdown receptions by a tight end in NFL history. Ebron also passed Marvin Harrison (1999, 2005, 2006) and Reggie Wayne (2004) for the fifth-most receiving touchdowns in a single-season in team history. Ebron finished the season with 66 receptions for 750 yards and 14 total touchdowns (13 receiving, 1 rushing) all of which set career-highs. His 14 touchdowns from scrimmage tied for the seventh-most by a tight end in a single season in NFL history.
- In the **AFC Wild Card Round at HOU (1/5)**, he caught three receptions for 26 yards and one touchdown. Including the regular season, Ebron has 11 receptions in the red zone for 11 touchdowns and 112

## MILESTONES REACHED IN 2018

yards. He joins Rob Gronkowski as the only tight ends over the last five seasons to catch 14 or more touchdowns in a single season, including playoffs.

- In the **AFC Divisional Round at KC (1/12)**, he tallied five receptions for 51 yards. His 51 receiving yards were a personal postseason single-game high.

### S-MATTHIAS FARLEY

- In **Week 1 vs. CIN (9/9)**, he tallied two solo tackles, one special teams stop and one forced fumble. It marked the second forced fumble of his career.
- In **Week 5 at NE (10/4)**, he recorded six tackles (one solo), two passes defended and one interception. It marked the third interception of his career, and he set a single-game career high in passes defended.

### LB-ZAIRE FRANKLIN

- In **Week 5 at NE (10/4)**, he finished second on the team with a career-high 11 tackles (one solo).

### S-CLAYTON GEATHERS

- In **Week 1 vs. CIN (9/9)**, he finished second on the team with seven tackles (all solo) and added one forced fumble. It marked the second forced fumble of his career.
- In **Week 2 at WAS (9/16)**, he tallied 11 tackles (three solo) and one special teams stop. His 11 tackles established a new single-game career high.
- In **Week 3 at PHI (9/23)**, he tied his single-game career high with 11 tackles (10 solo) and added one pass defended.
- In **Week 10 vs. JAX (11/11)**, he led the unit in tackles with nine (five solo).
- In the **AFC Wild Card Round at HOU (1/5)**, he led the secondary in tackles with nine (five solo) and had one pass defended.

### CB-NATE HAIRSTON

- In **Week 3 at PHI (9/23)**, he set a single-game career high with seven tackles (six solo) and added one pass defended.

### WR-T.Y. HILTON

- In **Week 1 vs. CIN (9/9)**, he hauled in five receptions for 46 yards and one touchdown. The score was his 35th career receiving touchdown which moved him into a tie with Marcus Pollard for the ninth-most receiving touchdowns in Colts history.
- In **Week 2 at WAS (9/16)**, he caught seven passes for 83 yards and one touchdown. With his touchdown reception, he passed Marcus Pollard (35) for the ninth-most receiving touchdowns in team history.
- In **Week 3 at PHI (9/23)**, he compiled five receptions for 50 yards. He eclipsed 7,000 career receiving yards and became just the fourth Colt to reach that plateau. He also became the fifth receiver since 2012 to have 7,000 receiving yards.
- In **Week 4 vs. HOU (9/30)**, he caught four passes for 115 yards. It marked his first 100-yard game of the season and the 29th of his career. He also surpassed 450 career receptions.
- In **Week 7 vs. BUF (10/21)**, he caught four passes for 25 yards and two touchdowns. It marked the eighth time in his career he had two or more touchdowns in a game. He also tied John Mackey (38) for the eighth-most receiving touchdowns in team history.
- In **Week 10 vs. JAX (11/11)**, he led the team in receiving with 77 yards on three receptions.
- In **Week 11 vs. TEN (11/18)**, he led the team in receiving with 155 yards on nine receptions and had two touchdowns. It was the ninth multi-touchdown game of his career. Hilton tied Marvin Harrison (11) for the most 150-yard or more receiving games in Colts history. Since Hilton entered the league in 2012, he is tied with Antonio Brown for the second-most 150-yard or more receiving games. Hilton brought in a 68-yard touchdown for his first score of the game - his sixth-longest touchdown of his career and his ninth score of 60 yards or more. Since he entered the league in 2012, Hilton is tied with Odell Beckham Jr. for the second-most touchdowns of 60 yards or more.
- In **Week 12 vs. MIA (11/25)**, he led the team in receiving for the second straight game with 125 yards on seven receptions. On Hilton's sixth reception of the game, he eclipsed 7,500 career receiving yards. Since Hilton entered the NFL in 2012, only four other receivers have eclipsed over 7,500 receiving yards.
- In **Week 14 at HOU (12/9)**, he caught nine passes for 199 yards. His receiving yardage total was the second-highest of his career and

the most since his 223 yards on 10/9/14 at HOU. Hilton broke his tie with Marvin Harrison (11) for the most 150-yard receiving games in team history.

- In **Week 15 vs. DAL (12/16)**, he led the team in receiving for the second straight week, finishing the day with 85 yards on five catches. On his second catch of the game, he went over 1,000 yards on the season. It marked his fifth career 1,000-yard receiving season. With five receptions on the day, Hilton passed Reggie Wayne (494) for the second-most receptions by a Colt in their first seven seasons in team history. Since Week 10, Hilton leads the league in receiving yards with 718.
- In **Week 16 vs. NYG (12/23)**, he led the team for the third straight week in receiving, finishing the day with 138 yards on seven receptions. On his second catch, he reached 500 career receptions and joined Marvin Harrison (685) as the only Colts to register 500 receptions in their first seven seasons. Hilton also passed 8,000 career receiving yards. Since entering the NFL in 2012, only three other receivers have more than 8,000 yards in that span. Since Week 10, Hilton leads the league in receiving with 856 yards.
- In **Week 17 at TEN (12/30)**, he made two catches for 61 yards. Since Week 8, Hilton led the league in receiving with 951 yards and is the only player to average (105.7) over 100 yards per game.
- In the **AFC Wild Card Round at HOU (1/5)**, he caught five passes for 85 yards and led the team in receiving. His career numbers against Houston are 81 receptions for 1,530 yards and nine touchdowns in 15 career games (including the playoffs). Hilton's 63 receiving yards on the first drive was a single-game career-high on an opening drive.
- In the **AFC Divisional Round at KC (1/12)**, he led the team in receiving with 60 yards on four receptions and had one touchdown.

### RB-NYHEIM HINES

- In **Week 2 at WAS (9/16)**, he registered his first career rushing touchdown on an eight-yard carry. He finished the game with four carries for seven yards and added one reception. Through Week 2, Hines is one of only three rookies in the NFL to score a rushing touchdown joining Saquon Barkley (NYG) and Royce Freeman (DEN).
- In **Week 4 vs. HOU (9/30)**, he led the team with nine receptions and added 63 receiving yards and two touchdowns. He became the 12th rookie in franchise history to have two receiving touchdowns in one game.
- In **Week 5 at NE (10/4)**, he led the way in the backfield as he finished the night with 45 yards on 15 carries. Hines also recorded 45 yards receiving, setting a career-high for all-purpose yards with 90.
- In **Week 7 vs. BUF (10/21)**, he carried the ball five times for a career-high 47 yards. He also caught one pass.
- In **Week 8 at OAK (10/28)**, he established a new career-high in rushing yards with 78 on 11 carries.
- In **Week 13 at JAX (12/2)**, he had five yards on four carries and added 50 yards on nine receptions. Hines' nine receptions tied a single-game career-high.
- In **Week 16 vs. NYG (12/23)**, he had two carries for two yards and one touchdown. Hines also made four catches for 41 yards. His 20-yard reception was a single-game career-high. With Hines' four receptions, he tied Austin Collie (60 in 2009) for the fourth-most receptions by a Colts rookie since 1970.
- In **Week 17 at TEN (12/30)**, he caught three passes for 25 yards. Hines finished the season with 63 receptions, which are the third-most receptions by a rookie in franchise history.

### S-MALIK HODDGER

- In **Week 3 at PHI (9/23)**, he set a then single-game career high with six solo tackles.
- In **Week 5 at NE (10/4)**, he led the team with a single-game career-high 12 tackles (four solo).
- In **Week 6 at NYJ (10/14)**, he registered his first interception of the year (fourth of his career). He also added one solo tackle and one pass defended.
- In **Week 10 vs. JAX (11/11)**, he recorded four solo tackles and recovered the lone fumble of the game. It was his first career fumble recovery.
- In **Week 16 vs. NYG (12/23)**, he tallied six tackles (four solo) and intercepted Eli Manning with 31 seconds left to seal the game. It was his second interception of the season and fifth of his career.

## MILESTONES REACHED IN 2018

## DT-MARGUS HUNT

- In **Week 1 vs. CIN (9/9)**, he registered 3.0 tackles for loss and 2.0 sacks, which were both single-game career highs.
- In **Week 3 at PHI (9/23)**, he registered his first forced fumble and first fumble recovery of his career on a sack in the third quarter. He finished the game with four solo tackles, 3.0 tackles for loss, 1.0 sack, one forced fumble and one fumble recovery.
- In **Week 4 vs. HOU (9/30)**, he tallied three solo tackles, 1.0 tackle for loss and 1.0 sack.
- In **Week 7 vs. BUF (10/21)**, he recorded one solo tackle, 1.0 tackle for loss and one pass defended. He brought his tackle for loss season total to 10.0.
- In **Week 12 vs. MIA (11/25)**, he finished the game with two solo tackles, including 1.0 tackle for loss. He brought his season total for tackles for loss to a team-high 11.0.
- In **Week 14 at HOU (12/9)**, he recorded three tackles (one solo), 1.0 tackle for loss, 1.0 sack and one quarterback hurry.

## WR-MARCUS JOHNSON

- In **Week 6 at NYJ (10/14)**, he caught two passes for a career-high 52 yards and registered his first career touchdown on a 34-yard reception.

## LB-DARIUS LEONARD

- In **Week 1 vs. CIN (9/9)**, he registered his first career start and led the team with nine tackles [six solo] and also recovered a fumble. He was the first rookie to lead Indianapolis in tackles in their first career game since Henry Anderson in 2015.
- In **Week 2 at WAS (9/16)**, he finished with 19 tackles (15 solo), 1.0 tackle for loss, 1.0 sack, one pass defended and one forced fumble. He had the most tackles by a Colt since 2011 (Pat Angerer with 20 on 9/25/11). Since at least 1994, his 19 tackles were the most by a Colts rookie and the second-most in single-game team history. Leonard was named AFC Defensive Player of the Week and Pepsi NFL Rookie of the Week for his performance.
- In **Week 3 at PHI (9/23)**, he led the team in tackles for the third consecutive game. He finished with 13 tackles (nine solo), 5.0 tackles for loss, 2.0 sacks and one pass defended. Since 1994, only Leonard and Pat Angerer have registered 41 total tackles through the first three games of a season in Colts history. Since 1994, Leonard is tied with Angerer for the fourth-most total tackles in the NFL through the first three games of the season behind Ray Lewis (44), London Fletcher (43) and Zach Thomas (43). Since 2008, Leonard has the most solo tackles (30) by a rookie through the first three games of his career. He is just the second rookie in team history to register 3.0 sacks or more through his first three games, joining Vernon Maxwell who had 6.0 in 1983.
- In **Week 4 vs. HOU (9/30)**, he finished with 13 tackles (eight solo), 1.0 tackle for loss and 1.0 sack. His 54 tackles through the first four games are the most by any player through a team's first four games since 1994. Since 1994, Leonard is the only player in the NFL to have 50 or more tackles and 4.0 sacks or more through the first four games of the season. Following the week, Leonard was named Defensive Rookie of the Month for September.
- In **Week 6 at NYJ (10/14)**, he registered eight tackles (four solo) and added one forced fumble. Since 1994, only three players (Pat Angerer 72, D'Qwell Jackson 71, David Thornton 68) in Colts history have had more tackles in the team's first six games than Leonard (62).
- In **Week 7 vs. BUF (10/21)**, he led all players with 17 tackles (12 solo) and one fumble recovery. His 79 tackles through the first seven weeks of the season are tied for fifth-most in league history since 1994. He is tied with Pat Angerer and D'Qwell Jackson for the most in team history over that time frame.
- In **Week 8 at OAK (10/28)**, he led the team in tackles with nine (four solo) and added his third forced fumble of the year. With his 88 tackles on the year, he passed Kiko Alonso (81) for the most tackles by a rookie since 1994 through the first eight weeks of a season. Leonard was named Pepsi NFL Rookie of the Week for his performance.
- In **Week 11 vs. TEN (11/18)**, he tallied seven tackles (five solo), one interception, 1.0 sack, one pass defended and one forced fumble. His interception was the first of his career. Leonard brought his season tackle total to 104 and became the first rookie since 1970 to record more than 100 tackles in his first nine games.

- In **Week 12 vs. MIA (11/25)**, he led the team in tackles with 10 (nine solo). He also had 1.0 sack, 1.0 tackle for loss and one quarterback hurry. Leonard brought his season sack total to 6.0, which is currently second among all rookies. He tied Mike Peterson (five) for the second-most games of at least 10 tackles by a rookie in Colts history since 1994.
- In **Week 14 at HOU (12/9)**, he led the team in tackles with 12 (nine solo) and registered 1.0 sack, 1.0 tackle for loss and one pass defended. It marked Leonard's sixth game this season with 10 or more tackles.
- In **Week 15 vs. DAL (12/16)**, he led the team in tackles for the eighth time this season recording 11 (nine solo) on the day. Leonard also had 1.0 tackle for loss, two passes defended and recovered a blocked field goal. His two passes defended were a career-high. Since 1994, Leonard is the only Colts rookie to record 146 tackles in a season, and only four other Colts players have recorded more tackles in a single season.
- In **Week 16 vs. NYG (12/23)**, he tied for the team lead in tackles with nine (eight solo). It marked his ninth game this season leading the team in tackles. With nine tackles in the game, Leonard brought his season total to 155, which is the third-most tackles in a single-season by a Colts player since 1994. Leonard and Broderick Thomas are the only players to record at least 150 tackles and 7.0 sacks in a single-season in NFL history.
- In **Week 17 at TEN (12/30)**, he led the team in tackles with eight (four solo) for the 10th time this season. Leonard finished the season with 163 tackles, which set a franchise record for the most tackles in a single season. His 163 tackles also led the league by 19 despite him only playing in 15 games. Leonard is the first rookie to lead the league in tackles since Luke Kuechly in 2012. Since 1994, Leonard's 163 tackles ranks tied for 29th for tackles in a single season. Among rookies this season, Leonard ranked second in sacks (7.0) and first in forced fumbles (four). He also recorded his second interception of the season.
- In the **AFC Wild Card Round at HOU (1/5)**, he led the team in tackles with 13 (five solo). Since 1994, his 13 tackles tied for second in team history in a playoff game, trailing only Jerrell Freeman's 15 vs. Cincinnati on 1/4/15.
- In the **AFC Divisional Round at KC (1/12)**, he led the team in tackles with 14 (10 solo) and had 1.0 tackle for loss, a forced fumble and a fumble recovery. Since 1994, Leonard is one of three Colts players (Jerrell Freeman and Gary Brackett) to have 10 tackles and a forced fumble in a playoff game. Since 1994, his 14 tackles in a playoff game is the second most in team history. Leonard's 27 tackles in the postseason were the third-most in a single postseason in team history since 1994.

## DT/DE-TYQUAN LEWIS

- In **Week 10 vs. JAX (11/11)**, he started his NFL debut at nose tackle and made three tackles (two solo), one pass defended and one quarterback hurry.
- In **Week 15 vs. DAL (12/16)**, he led the defensive line in tackles with four (three solo) and also had the first two sacks of his career. He became just the ninth rookie in Colts history to register multiple sacks in a game. Lewis also had 2.0 tackles for loss which set a career-high.

## QB-ANDREW LUCK

- In **Week 1 vs. CIN (9/9)**, he completed 39-of-53 passes for 319 yards with two touchdowns and one interception for a 93.2 passer rating. Luck's 39 completions were a then single-game personal best and rank second in franchise history. He eclipsed his previous mark of 35 (9/14 at DEN). It also marked the 27th 300-yard game of his career and moved him into second place in Colts history in 300-yard games surpassing John Unitas (26). Luck also extended his streak to 24 consecutive games with at least one touchdown pass, the longest active streak in the NFL and tied for the 16th-most in NFL history. He completed passes for nine different receivers which was his most since 11/6/16 at GB.
- In **Week 2 at WAS (9/16)**, he completed 21-of-31 passes for 179 yards with two touchdowns and two interceptions. Luck extended his streak to 25 consecutive games with at least one touchdown pass, the longest active streak in the NFL and tied for the 15th-most in NFL history.
- In **Week 3 at PHI (9/23)**, he completed 25-of-40 passes for 164 yards

## MILESTONES REACHED IN 2018

and one touchdown. Luck extended his streak to 26 consecutive games with at least one touchdown pass, the longest active streak in the NFL and the 15th-most in NFL history. He had one carry for 33 yards, which tied for the longest run of his career.

- In **Week 4 vs. HOU (9/30)**, he completed 40-of-62 passes for 464 yards and four touchdowns for a 108.5 passer rating. He set career highs in attempts, completions and passing yards. Luck set a franchise record for pass attempts in a single game, tied a team record in completions and his passing yards ranked second in Colts history. It marked the third time in his career that he exceeded 400 yards passing. In his 74th career game, Luck surpassed 20,000 career passing yards, tying Dan Marino for the second-fastest to reach that mark in NFL history. Luck extended his streak to 27 consecutive games with at least one touchdown pass, the longest active streak in the NFL, which tied Peyton Manning for the second-longest in team history. Luck became the 11th quarterback in NFL history to throw for at least 450 yards and four touchdowns without an interception in a single game.
- In **Week 5 at NE (10/4)**, he completed 38-of-59 passes for 365 yards with three touchdowns and two interceptions for an 84.4 passer rating. It marked his 29th career 300-yard passing game and it was the first time he had back-to-back 300-yard games since 2015 (10/18-10/25). His 59 pass attempts tied for second-most in team history. Luck threw 829 yards over his last two games which is the most in a two-game span in his career. His 121 pass attempts over the last two games are the second-most pass attempts in a two-game span in NFL history and the most ever in a five-day span (Philip Rivers holds the record with 123 pass attempts in Weeks 6-7 in 2015). Luck extended his streak to 28 consecutive games with at least one touchdown pass, the longest active streak in the NFL and tied with Dave Krieg and Philip Rivers for the 11th-longest streak in NFL history. He also passed Peyton Manning (27) for the second-longest streak with at least one touchdown pass in team history.
- In **Week 6 at NYJ (10/14)**, he completed 23-of-43 passes for 301 yards with four touchdowns and three interceptions for a 77.8 passer rating. He also registered two carries for seven yards. It marked his 30th career 300-yard game. Luck extended his streak to 29 consecutive games with at least one touchdown pass, the longest active streak in the NFL and the 11th-longest streak in NFL history. With his 17th completion on the day, Luck hit 1,750 career completions. He also passed 1,500 career rushing yards. With 23 completions on the day, Luck has the most completions through the first six weeks of a season in NFL history at 186. He also has the most passing attempts (288) in NFL history through the first six weeks, surpassing Drew Bledsoe's 284 in 1994. Luck's 16 passing touchdowns through the first six games is the third-most in team history and the most since Luck's 17 in 2014.
- In **Week 7 vs. BUF (10/21)**, he completed 17-of-23 passes for 156 yards and four touchdowns for a 131.5 passer rating. In the first half, Luck was 11-of-15 passing for 130 yards with three touchdowns for a 138.9 passer rating. It marked the fourth time in his career he had three touchdowns in the first half. He extended his streak to 30 consecutive games with at least one touchdown pass, the longest active streak in the NFL and tied for the eighth-longest streak in NFL history with Dan Marino, Ben Roethlisberger and Matt Ryan. Luck (89) passed Bert Jones (68) for the third-most games with a passing touchdown in team history. With his second touchdown of the day, he reached 150 career touchdown passes. Luck has four-straight games with three or more touchdowns, which is the longest active streak in the NFL.
- In **Week 8 at OAK (10/28)**, he completed 22-of-31 passes for 239 yards and three touchdowns for a 125.6 passer rating. Luck started the game 12-for-12 for 91 yards and one touchdown. The only other time Luck has started a contest with 11 or more straight completions was when he went 11-for-11 on 9/8/13 vs. OAK. He extended his streak to 31 consecutive games with at least one touchdown pass, the longest active streak in the NFL and the eighth-longest streak in NFL history. He now has three or more passing touchdowns in four straight games which is the longest active streak in the NFL. Luck now has 23 touchdowns on the season which is the most in his career through the first eight games of a season. His 23 touchdowns are the second-most in team history through the first eight weeks of the season, only trailing Peyton Manning's 26 in 2004.
- In **Week 10 vs. JAX (11/11)**, he completed 21-of-29 passes for 285 yards with three touchdowns and one interception for a 123.5

quarterback rating. He became the third quarterback (Peyton Manning and Tom Brady) in NFL history to have six consecutive games with at least three touchdown passes in a single season. Luck extended his streak to 32 straight games with at least one touchdown pass which is the longest active streak in the NFL. On his seventh attempt of the day, he reached 3,000 career passing attempts. With three touchdown passes on the day he tied Cam Newton (158) for the ninth-most passing touchdowns in a player's first seven seasons in NFL history.

- In **Week 11 vs. TEN (11/18)**, he completed 23-of-29 passes for 297 yards and three touchdowns for a 143.8 passer rating. It was the second highest rated game of his career, only behind his 147.6 vs. NYJ on 12/5/16. Luck improved his record to 10-0 against the Titans and joined John Elway (10-0 vs. the New England Patriots) as the only quarterbacks to have a 10-0 or better record against a single team. With three touchdown passes in the game, Luck brought his career total to 161. He joined Aaron Rodgers (160) and Dan Marino (182) as the only players in NFL history to have 160 or more touchdowns in their first 80 career games. He also tied Jim Kelly (161) for the eighth-most passing touchdowns in a player's first seven seasons in NFL history. Luck has thrown at least one touchdown pass in 33 consecutive games, which is the longest active streak in the NFL. Luck has thrown at least three touchdown passes in seven consecutive games, which tied Dan Marino for the third-longest streak in NFL history. Luck's 79.3 completion percentage was the second highest of his career, only behind his 79.5 percent vs. JAX on 9/21/14.
- In **Week 12 vs. MIA (11/25)**, he completed 30-of-37 passes for 343 yards with three touchdowns and two interceptions for a 109.8 passer rating. With his 300-yard passing game Luck passed Peyton Manning, Matt Ryan, Matthew Stafford and Kurt Warner for the second-most 300-yard passing games in a player's first seven seasons in NFL history. Luck's three touchdowns moved him past Matthew Stafford (163) for the seventh-most passing touchdowns in a player's first seven seasons in NFL history. Luck also tied Peyton Manning (eight) for the second-most consecutive games with at least three passing touchdowns in NFL history. He trails only Tom Brady who had 10 consecutive games in 2011. It marked the fifth straight game Luck has had over a 100.0 passer rating, which is a personal best for Luck and ties Peyton Manning for the third-longest streak in team history. It was the 20th fourth quarter or overtime game-winning drive of Luck's career and his second this season. Since he entered the league in 2012, his 20 fourth quarter or overtime game-winning drives are tied for third-best in that stretch. With a four-yard reception, Luck was the first Colts player since Joseph Addai on 11/1/09 to record at least one yard passing, receiving and rushing. He also established a new single-game career-high in completion percentage (81.1).
- In **Week 13 at JAX (12/2)**, he completed 33-of-52 passes for 248 yards and one interception. Luck also had 16 yards rushing on two carries. His 33 completions (fifth) and 52 attempts (eighth) were two of the highest single-game totals of his career.
- In **Week 14 at HOU (12/9)**, he completed 27-of-41 passes for 399 yards with two touchdowns and one interception for a passer rating of 103.6. Luck also added 16 yards on six carries. His 399 yards passing were the fourth-highest total of his career. Luck went 10-of-13 in the second half for 162 yards and one touchdown for a passer rating of 143.8.
- In **Week 15 vs. DAL (12/16)**, he completed 16-of-27 passes for 192 yards. He also added 20 yards on six carries. Luck surpassed 23,000 career passing yards and joined Matthew Stafford as the only players to reach that milestone in 84 career games.
- In **Week 16 vs. NYG (12/23)**, he completed 31-of-47 passes for 357 yards with two touchdowns and one interception for a 94.0 quarterback rating. Luck also added 13 rushing yards on two carries. The win marked Luck's 21st fourth quarter or overtime game-winning drive of his career and his third of the season. Since 2012, Luck is tied with Drew Brees for the third-most game-winning drives. With his 357 yards passing, it marked Luck's 32nd game with over 300 yards passing. Since Luck entered the league in 2012, he is tied with Matthew Stafford for the seventh-most 300-yard passing games. On his sixth completion of the day, he established a new single-season career-high (406). With two touchdowns on the day, Luck passed Andy Dalton (167) for the sixth-most passing touchdowns in a player's first seven seasons in NFL history.

## MILESTONES REACHED IN 2018

- In **Week 17 at TEN (12/30)**, he completed 24-of-35 passes for 285 yards with three touchdowns and an interception for a 109.8 passer rating. On the season, Luck finished with 4,593 yards, which were the fifth-most in the NFL. His 430 completions and 39 touchdowns ranked second. He improved his all-time record against the Titans to 11-0 and is the only quarterback in NFL history to boast an 11-0 record against a single opponent. His third touchdown of the game was completed to Ryan Hewitt. Hewitt became the 13th player to catch a touchdown from Luck this season - tying the NFL record.
- In the **AFC Wild Card Round at HOU (1/5)**, he completed 19-of-32 passes for 222 yards with two touchdowns and one interception for a quarterback rating of 88.3. He also added 29 yards on eight carries. Luck's two touchdown passes tied for the second-most in his career in a playoff game.
- In the **AFC Divisional Round at KC (1/12)**, he completed 19-of-36 passes for 203 yards and one touchdown. Luck also added 17 yards rushing on two carries.

**RB-MARLON MACK**

- In **Week 6 at NYJ (10/14)**, he carried the ball a career-high 12 times for 89 yards.
- In **Week 7 vs. BUF (10/21)**, he set career highs in rushing attempts (19), rushing yards (126) and touchdowns (two - one rushing, one receiving). It marked the first 100-yard rushing game of his career. Mack also had two receptions for 33 yards. Since 1970, he is one of six different Colts with 150+ scrimmage yards, a rushing touchdown and a receiving touchdown in the same game and the first since Joseph Addai (11/16/08).
- In **Week 8 at OAK (10/28)**, he finished with 25 carries for 132 yards and two rushing touchdowns, all of which establish new career highs. Mack also set a career-high for his longest run on his 49-yard carry in the third quarter. He became the first Colts running back since Joseph Addai (10/28/07-11/4/07) to have two straight games of 100 rushing yards or more.
- In **Week 11 vs. TEN (11/18)**, he led the team in rushing with 61 yards on 16 attempts and had one touchdown.
- In **Week 15 vs. DAL (12/16)**, he led the team in rushing with 139 yards on 27 carries and added two touchdowns. Mack's 27 carries and 139 yards both set career-highs and his two rushing touchdowns tied his career high. He has three games this season of over 100 yards rushing, which is the most by a Colts running back since Joseph Addai (4) in 2007. In the first quarter, Mack reached 1,000 yards rushing in his career. He became the 11th Colts player to accomplish the feat in his first two seasons. Mack also became just the third player in franchise history to have multiple games with 125 or more rushing yards and two rushing touchdowns in a single season joining Eric Dickerson (1987) and Edgerrin James (1999 & 2005).
- In **Week 16 vs. NYG (12/23)**, he led all backs with 12 carries for 34 yards and one touchdown.
- In **Week 17 at TEN (12/30)**, he led the team in rushing with 119 yards on 25 carries and one touchdown. The game marked Mack's fourth 100-yard rushing game this season, which is the most since Joseph Addai's four in 2007.
- In the **AFC Wild Card Round at HOU (1/5)**, he rushed for 148 yards on 24 carries and had one touchdown. He became the first running back this season (including the postseason) to rush for over 100 yards against the Texans. Mack's 100-yard rushing game was also the first by a Colts running back in a playoff game since Dominic Rhodes in Super Bowl XLI. Mack's first quarter touchdown marked his fifth-straight game with a rushing touchdown (including postseason). The last Colts player to rush for a touchdown in five-straight games or more was Edgerrin James in 2005 (10/9-11/20). His 148 rushing yards were the most by a single player in a playoff game in team history.
- In the **AFC Divisional Round at KC (1/12)**, he led the team in rushing with 46 yards on nine attempts.

**CB-CHRIS MILTON**

- In **Week 17 at TEN (12/30)**, he recovered a muffed punt for the second fumble recovery of his career.

**CB-KENNY MOORE II**

- In **Week 1 vs. CIN (9/9)**, he recorded his second career interception on the first possession of the game when he picked off Bengals quarterback Andy Dalton. Moore's interception was the team's first

on opening weekend since 2013 when the Colts recorded two picks against OAK (9/8/13).

- In **Week 2 at WAS (9/16)**, he finished with nine tackles (seven solo) and 1.0 tackle for loss. His nine tackles established a new single-game career high.
- In **Week 7 vs. BUF (10/21)**, he compiled seven tackles (five solo), two passes defended and one interception. It was his second interception this season and the third of his career.
- In **Week 10 vs. JAX (11/11)**, he forced a fumble with a 1:30 left in the game to help seal the Colts win. He finished the day with six solo tackles, two passes defended, 1.0 tackle for loss and one forced fumble.
- In **Week 11 vs. TEN (11/18)**, he led the team in tackles with 10 (nine solo) and had half a sack. It was the first sack Moore II has been credited with in his career.
- In **Week 14 at HOU (12/9)**, he registered seven tackles (six solo), including 1.0 tackle for loss and 1.0 sack.
- In **Week 17 at TEN (12/30)**, he tallied four tackles (three solo), two passes defended and an interception. It marked Moore II's team-high third interception of the season and the fourth of his career.
- In the **AFC Wild Card Round at HOU (1/5)**, he finished the day with six tackles (five solo), 1.0 sack, 1.0 tackle for loss, two quarterback hits, one interception and two passes defended. Moore II recorded an interception in his first career playoff game and now has interceptions in back-to-back games (including postseason).
- In the **AFC Divisional Round at KC (1/12)**, he led the secondary in tackles with 12 (eight solo) and recorded 2.0 sacks, 2.0 tackles for loss, two quarterback hits and had one pass defended. Moore II is one of three Colts players (Robert Mathis and Larry Triplett) to register sacks in back-to-back playoff games in the same postseason in team history. On his second sack of the day, he tied Dwight Freeney (1/6/07 and 1/3/09) and Robert Mathis (1/3/09) as the only Colts to register 2.0 sacks in a playoff game. With 3.0 sacks in this postseason, Moore II set a team record for most sacks in a single postseason. He also tied Larry Triplett for the third-most postseason sacks in team history.

**DE-AL-QUADIN MUHAMMAD**

- In **Week 16 vs. NYG (12/23)**, he tallied three tackles (one solo) and 1.0 tackle for loss.
- In the **AFC Wild Card Round at HOU (1/5)**, he registered two solo tackles, 1.0 tackle for loss, 1.0 sack and one quarterback hit.

**G/C-QUENTON NELSON**

- Following **Week 8 at OAK (10/28)**, he was named Offensive Rookie of the Month for October. He is the first guard in NFL history and the seventh offensive lineman overall to win Rookie of the Month honors. Nelson started Weeks 5-8 at left guard and helped the Colts to a 2-2 record in the month of October. In Weeks 5-8, Indianapolis scored 30 or more points in three straight games for the first time since 2010. Nelson provided protection for quarterback Andrew Luck to complete 100-of-156 passes for 1,061 yards with 14 touchdowns and five interceptions for a 100.4 passer rating over the last four weeks. Luck was sacked only once in the month of October. In Week 7-8, the Colts rushed for over 200 yards in two straight games for the first time in the same season since 1985. The last time the Colts rushed for 200 yards or more in two straight regular season games was over a two-season span from 2003-04. Nelson helped pave the way for running back Marlon Mack to register the first two 100-yard rushing games of his career in Weeks 7-8.

**S-GEORGE ODOM**

- In **Week 11 vs. TEN (11/18)**, he played every defensive snap of his first career start and finished with six tackles (four solo) and 1.0 tackle for loss.
- In **Week 15 vs. DAL (12/16)**, he made five solo tackles, one pass defended and registered his first career interception.
- In **Week 16 vs. NYG (12/23)**, he tied for the team lead in tackles with nine (four solo). The total also established a single-game career high.

**WR-ZACH PASCAL**

- In **Week 4 vs. HOU (9/30)**, he caught his first career touchdown on a four-yard pass on the opening drive of the game.
- In **Week 6 at NYJ (10/14)**, he led the team with five receptions and added 35 receiving yards.



## MILESTONES REACHED IN 2018

- In **Week 14 at HOU (12/9)**, he caught his second career touchdown and set a single-game career-high with 68 receiving yards on five receptions. Pascal also brought in a career-long 28-yard reception.
- In **Week 17 at TEN (12/30)**, he returned two kickoffs for 55 yards (27.5), including a career-long 29-yarder.
- In the **AFC Divisional Round at KC (1/12)**, he recovered a blocked punt in the end zone for a touchdown. It was the first blocked punt in Colts postseason history. The last time the Colts blocked a punt and returned it for a touchdown in the regular season was 12/12/10 vs. Dallas.

### WR-CHESTER ROGERS

- In **Week 4 vs. HOU (9/30)**, he caught a career-high eight passes for 85 yards.
- In **Week 5 at NE (10/4)**, he tied a career high with eight receptions for 66 yards.
- In **Week 6 at NYJ (10/14)**, he caught four passes for 55 yards and one touchdown. It marked his first touchdown this season and the second of his career.
- In **Week 7 vs. BUF (10/21)**, he led the team with 40 receiving yards on four receptions.
- In **Week 11 vs. TEN (11/18)**, he set a new career-high in punt return yards with 65 and his 51-yard return was the longest of his career.
- In **Week 12 vs. MIA (11/25)**, he had 49 yards on three receptions, including a 34-yard reception to help set up a Colts game-winning field goal. The 34-yard reception was the third-longest reception of his career.
- In **Week 16 vs. NYG (12/23)**, he was second on the team in receiving and had 54 yards on seven receptions and the go-ahead touchdown with 55 seconds left in the game.

### P-RIGOBERTO SANCHEZ

- In **Week 7 vs. BUF (10/21)**, he punted four times for 188 yards (47.0 avg./47.0 net avg.), including two punts inside the 20-yard line. He had a 61-yard punt that tied his then career-high set on 10/1/17 at SEA.
- In **Week 13 at JAX (12/2)**, he had season highs in punts (six), yards (298) and average (49.7) He also had three punts inside the 20-yard line.
- In **Week 16 vs. NYG (12/23)**, he punted four times for 186 yards and landed three inside the 20-yard line, which tied a season-high. Sanchez's first punt was 63 yards and marked a new career-high and was his second punt of 60 or more yards this season.

### DE-JABAAL SHEARD

- In **Week 2 at WAS (9/16)**, he tallied three tackles (two solo), 2.0 tackles for loss, 1.0 sack and one pass defended.
- In **Week 3 at PHI (9/23)**, he registered four tackles (two solo), 1.0 tackle for loss, half a sack and one pass defended. It marked the third consecutive game that he had a pass defended.
- In **Week 4 vs. HOU (9/30)**, he tallied five tackles (four solo) and half a sack.
- In **Week 6 at NYJ (10/14)**, he compiled three solo tackles, 1.0 tackle for loss and 1.0 sack.
- In **Week 7 vs. BUF (10/21)**, he tallied two solo tackles, 2.0 tackles for loss and 1.0 sack.
- In **Week 10 vs. JAX (11/11)**, he tallied four solo tackles, 2.0 tackles for loss and had one pass defended.
- In **Week 11 vs. TEN (11/18)**, he had four tackles (three solo), two quarterback hurries and 1.5 sacks.
- In **Week 15 vs. DAL (12/16)**, he recorded two tackles (one solo).
- In **Week 16 vs. NYG (12/23)**, he tallied three tackles (two solo) and 1.0 tackle for loss.
- In the **AFC Divisional Round at KC (1/12)**, he recorded three tackles (two solo), 1.0 sack, 1.0 tackle for loss and one quarterback hit.

### DT-GROVER STEWART

- In the **AFC Wild Card Round at HOU (1/5)**, he registered one tackle and half a sack.

### DE-KEMOKO TURAY

- In **Week 3 at PHI (9/23)**, he recorded his first career sack. He finished the game with two tackles (one solo), 1.5 sacks and two quarterback hurries.
- In **Week 4 vs. HOU (9/30)**, he tallied one tackle and half a sack.

- In **Week 7 vs. BUF (10/21)**, he recorded three solo tackles, 1.0 sack and one forced fumble. It marked the first forced fumble of his career.
- In **Week 11 vs. TEN (11/18)**, he had 1.0 tackle for loss, two quarterback hurries and 1.0 sack. Turay increased his season sack total to 4.0 and registered the first tackle for loss of his career.

### K-ADAM VINATIERI

- In **Week 1 vs. CIN (9/9)**, he converted 3-of-4 field goals, connecting from 21, 38 and 51 yards. He also made two PATs for 11 points. Vinatieri's 51-yard field goal was the 40th of his career from 50+ yards and moved him into a tie with Morten Andersen for sixth all-time in field goals made from 50+ yards.
- In **Week 2 at WAS (9/16)**, he converted 3-of-3 PATs and became just the second player in NFL history to register 2,500 career points joining Morten Andersen (2,544).
- In **Week 3 at PHI (9/23)**, he was 3-for-3 on field goal attempts and added one PAT for 10 points. He tied Morten Andersen (565) for the most made field goals in NFL history. He also tied George Blanda (340) for the fourth-most regular season games played in NFL history.
- In **Week 4 vs. HOU (9/30)**, he made 2-of-2 field goals and two PATs for eight points. On his first field goal of the game, he set the all-time NFL converted field goal record with his 566th career field goal, breaking Morten Andersen's record of 565. With his second attempt that came in overtime, he tied Gary Anderson (672) for the second-most field goal attempts in NFL history. Vinatieri passed George Blanda (340) for fourth-most regular season games played in NFL history.
- In **Week 5 at NE (10/4)**, he converted 1-of-2 field goal attempts and three PATs for six points. With his first field goal attempt, he passed Morten Andersen (672) for the second-most field goal attempts in NFL history. He made a 54-yard kick in the second quarter, which moved him past Morten Andersen (40) for the sixth-most field goals made from 50+ yards in NFL history.
- In **Week 6 at NYJ (10/14)**, he converted 2-of-2 field goals and four PATs for 10 points. With his second made PAT of the day, Vinatieri passed Gary Anderson (820) for the third-most made PATs in NFL history.
- In **Week 7 vs. BUF (10/21)**, he converted one field goal from 36 yards and was 2-of-4 on PATs for five points. Vinatieri tied David Lee and Ray Donaldson (184) for the 10th-most games played in team history.
- In **Week 8 at OAK (10/28)**, he finished the day 2-of-2 on field goals and 4-of-4 on PATs for 10 points. Vinatieri became the NFL's all-time leading scorer. After appearing in 375 career games (including postseason) and 185 games as a Colt, Vinatieri passed David Lee and Ray Donaldson for the 10th-most games played in Colts history. Vinatieri was named AFC Special Teams Player of the Week for his performance.
- In **Week 11 vs. TEN (11/18)**, he went 5-for-5 on PATs and hit his only field goal attempt from 22 yards for eight points. With the win, Vinatieri passed George Blanda (209) for the most career regular season wins in NFL history.
- In **Week 12 vs. MIA (11/25)**, he went 2-for-3 on field goal attempts and was 3-of-3 on PATs. Vinatieri's first field goal was his 575th of his career and his second field goal was the game-winner for the 28th time of his career (including postseason). It was the first kick he has made as time expired since 1/2/11 vs. TEN.
- In **Week 14 at HOU (12/9)**, he was 3-for-3 on PATs and made his lone field goal attempt from 54 yards. It marked Vinatieri's 350th career regular season game as he became just the third player in NFL history to reach that mark. He also tied Marvin Harrison (190) for the ninth-most games played in team history. With his 54-yard field goal, Vinatieri tied Phil Dawson and John Kasey (42) for the fourth-most made field goals from 50 or more yards in NFL history.
- In **Week 15 vs. DAL (12/16)**, he recorded three field goals and two PATs for 11 points. With 11 points on the day, he reached 100 on the season. It extended his NFL record to 21 seasons with at least 100 points. With two field goals made from 43 and 44 respectively, he passed Gary Anderson (161) for the most field goals made from 40-49 yards in NFL history. The game marked Vinatieri's 191st game played with the Colts, passing Marvin Harrison for the ninth-most games played in team history.
- In **Week 16 vs. NYG (12/23)**, he was a perfect 4-for-4 on PATs. The game marked his 352nd regular season game played, which tied



## MILESTONES REACHED IN 2018

Jeff Feagles for the third-most regular season games played in NFL history. The game was also the 193rd game for Vinatieri as a Colt, which tied him with Robert Mathis and Justin Snow for the seventh-most games played in team history.

- In **Week 17 at TEN (12/30)**, he finished the night going 3-of-4 on PATs and 2-of-2 on field goals from 53 and 25 respectively. With his 53-yard field goal, he passed Phil Dawson and John Kasey (42) for the fourth-most made field goals from 50 or more yards in NFL history. The game marked his 353rd regular season game, which passed Jeff Feagles for the third-most regular season games played in NFL history. The game was also his 193rd as a Colt and he passed Robert Mathis and Justin Snow for the seventh-most games played in team history. Vinatieri also became the fourth player ever to play in an NFL game at the age of 46 years or older, joining George Blanda (48), Morten Andersen (47) and John Carney (46).
- In the **AFC Wild Card Round at HOU (1/5)**, he was a perfect three-for-three on PATs for the day. Vinatieri joined George Blanda as the only players to appear in a playoff game at 46 years or older.

**LB-ANTHONY WALKER**

- In **Week 3 at PHI (9/23)**, he recorded his first career interception. He finished the game with nine tackles (seven solo), one pass defended and one interception.
- In **Week 4 vs. HOU (9/30)**, he registered a single-game career-high 10 tackles (nine solo) and added the first sack of his career.
- In **Week 10 vs. JAX (11/11)**, he led the team with 10 tackles (seven solo) and had 1.0 tackle for loss.
- In **Week 12 vs. MIA (11/25)**, he finished second on the team in tackles with nine (eight solo) and had 2.0 tackles for loss and one pass defended.
- In **Week 13 at JAX (12/2)**, he led the team in tackles with nine (five solo) and had one fumble recovery.
- In **Week 14 at HOU (12/9)**, he tallied a career-high 11 tackles (seven solo) while adding 1.0 tackle for loss and one pass defended.

**DT-JIHAD WARD**

- In **Week 2 at WAS (9/16)**, he registered one tackle, 1.0 tackle for loss and 1.0 sack. It was the second sack of his career and first as a Colt.
- In **Week 4 vs. HOU (9/30)**, he tallied one solo tackle, 1.0 tackle for loss and 1.0 sack.
- In **Week 6 at NYJ (10/14)**, he recorded two solo tackles, 1.0 tackle for loss and 1.0 sack.

**RB-JORDAN WILKINS**

- In **Week 10 vs. JAX (11/11)**, he had a 53-yard rush on his lone attempt. It was the longest run by a Colt since 12/18/11 when Donald Brown had an 80-yard touchdown run and the longest of Wilkins' career.
- In **Week 11 vs. TEN (11/18)**, he had four carries for 30 yards and scored his first career touchdown on his first carry of the game.

**CB-QUINCY WILSON**

- In **Week 11 vs. TEN (11/18)**, he registered three tackles (one solo) and had his second career interception.

## POSTSEASON TEAM NOTES FROM 2018

### THE 300 CLUB

In Week 7 vs. BUF (10/21), the Colts clinched their 300th win (regular season and postseason) since relocating to Indianapolis in 1984. Their win total ranks 10th in the NFL over that time frame.

Since 2000, Indianapolis (203) joins New England (255) and Pittsburgh (212) as the only NFL teams to register 200 total wins (regular season and postseason combined).

#### MOST FRANCHISE WINS SINCE 1984, REGULAR SEASON AND POSTSEASON

Rank	Team	Wins
1.	NE	382
2.	PIT	356
3.	DEN	354
4.	SF	344
5.	GB	337
6.	PHI	323
7.	NYG	317
8.	DAL	313
9.	SEA	310
10.	IND	309

### OFFENSE OVER 400

Including the regular season and postseason, the **Indianapolis offense** produced at least 400 yards of total offense in nine games in 2018.

#### COLTS GAMES OF 400+ YARDS OF TOTAL OFFENSE, 2018 REGULAR SEASON AND POSTSEASON

Week	Pass	Rush	Total
Week 4 vs. HOU	437	41	478
Week 5 at NE	355	84	439
Week 6 at NYJ	301	127	428
Week 8 at OAK	239	222	461
Week 12 vs. MIA	118	337	455
Week 14 at HOU	386	50	436
Week 16 vs. NYG	353	49	402
Week 17 at TEN	278	158	436
AFC Wild Card at HOU	222	200	422

### COLTS STRONG ON 3RD DOWN

In the AFC Wild Card Round at HOU (1/5), the **Colts offense** converted nine-of-14 third down attempts (64.3 percent), which was the fourth-highest third down conversion rate in Colts single-game postseason history. The nine third down conversions were tied for the most in single-game postseason history.

#### HIGHEST THIRD DOWN CONVERSION PERCENTAGE, COLTS POSTSEASON HISTORY

Rank	Game	Conv.	Att.	Pct.
1.	1/4/04 vs. DEN	6	8	75.0
2.	1/11/04 at KC	8	11	72.7
3.	1/9/05 vs. DEN	7	10	70.0
4.	1/5/19 at HOU	9	14	64.3
5.	12/31/95 at SD	8	13	61.5

#### MOST THIRD DOWN CONVERSIONS, COLTS POSTSEASON HISTORY

Rank	Game	Conv.
1t.	1/5/19 at HOU	9
1t.	1/6/13 at BAL	9
3t.	Five times	8

### LEADERS DURING WILD CARD WEEKEND

In the Wild Card Round, Indianapolis led all teams in multiple team rankings, including:

- First downs - 26
- Rushing first downs - 10
- Total yards gained - 422
- Rushing yards - 200
- Sacks allowed - 0
- Fewest penalties - 2
- Fewest penalty yards - 10
- Fewest points allowed - 7
- Touchdowns - 3 (tied for first)

### LUCK TIED FOR SECOND IN POSTSEASON TDs

In the 2018 postseason, Colts quarterback **Andrew Luck** threw three touchdown passes, which tied for second-most.

#### MOST PASSING TOUCHDOWNS, 2018 POSTSEASON

Rank	Player	TDs
1.	Drew Brees (NO)	4
2t.	<b>Andrew Luck (IND)</b>	3
2t.	Nick Foles (PHI)	3
2t.	Patrick Mahomes (KC)	3
2t.	Philip Rivers (LAC)	3

### LUCK'S FOURTH MULTI-TD PASSING GAME

Colts quarterback **Andrew Luck** completed 19-of-32 passes for 222 yards with two touchdowns and one interception for an 88.3 passer rating in the AFC Wild Card Round at HOU (1/5). It marked Luck's fourth career postseason game with multiple passing touchdowns and the second-highest total of his postseason career.

#### LUCK'S MOST CAREER SINGLE-GAME PASSING TOUCHDOWNS, POSTSEASON

Rank	Game	TDs
1.	1/4/14 vs. KC	4
2t.	1/5/19 at HOU	2
2t.	1/11/14 at NE	2
2t.	1/11/15 at DEN	2

### LUCK'S CAREER-HIGH PASSER RATING

In the 2018 postseason, quarterback **Andrew Luck** completed 38-of-68 passes for 425 yards with three touchdowns and one interception for an 83.3 passer rating. Luck's passer rating established a single-postseason career high.

#### LUCK'S HIGHEST CAREER PASSER RATING IN A SINGLE-POSTSEASON

Rank	Year	Rating
1.	2018	83.3
2.	2013	76.4
3.	2014	71.8
4.	2012	59.8

### MACK RACKS UP SCRIMMAGE YARDS

In the 2018 postseason, Colts running back **Marlon Mack** was one of nine players in the NFL to register at least 200 scrimmage yards.

#### MOST SCRIMMAGE YARDS, 2018 POSTSEASON

Rank	Player	YDs
1.	Julian Edelman (NE)	403
2.	Sony Michel (NE)	345
3.	Brandin Cooks (LAR)	297
4.	Damien Williams (KC)	250
5.	Ezekiel Elliott (DAL)	235
6.	Alvin Kamara (NO)	217
7.	Michael Thomas (NO)	207
8.	C.J. Anderson (DEN)	206
9.	<b>Marlon Mack (IND)</b>	200

**POSTSEASON TEAM NOTES FROM 2018**
**MACK A RUSHING THREAT**

In the 2018 postseason, Indianapolis running back **Marlon Mack** finished in the top-five in multiple rushing categories, including rushing attempts (33, fifth), rushing yards (194, second), rushing average (5.88, first), first down runs (10, tied-fourth) and 10+ yard carries (seven, tied-second).

**MOST RUSHING ATTEMPTS, 2018 POSTSEASON**

Rank	Player	Att.
1.	Sony Michel (NE)	71
2t.	C.J. Anderson (LAR)	46
2t.	Ezekiel Elliott (DAL)	46
4.	Damien Williams (KC)	35
5.	<b>Marlon Mack (IND)</b>	<b>33</b>

**MOST RUSHING YARDS, 2018 POSTSEASON**

Rank	Player	Yds.
1.	Sony Michel (NE)	336
2.	<b>Marlon Mack (IND)</b>	<b>194</b>
3.	C.J. Anderson (LAR)	189
4.	Ezekiel Elliott (DAL)	184
5.	Todd Gurley II (LAR)	160

**HIGHEST RUSHING AVERAGE, 2018 POSTSEASON**

Rank	Player	Avg.
1.	<b>Marlon Mack (IND)</b>	<b>5.88</b>
2.	Todd Gurley II (LAR)	5.33
3.	Sony Michel (NE)	4.73
4.	Mark Ingram (NO)	4.67
5.	<b>Andrew Luck (IND)</b>	<b>4.60</b>

**MOST FIRST DOWN RUNS, 2018 POSTSEASON**

Rank	Player	FDs
1.	Sony Michel (NE)	19
2.	C.J. Anderson (LAR)	14
3.	Damien Williams (KC)	11
4t.	<b>Marlon Mack (IND)</b>	<b>10</b>
4t.	Ezekiel Elliott (DAL)	10

**MOST 10+ YARD CARRIES, 2018 POSTSEASON**

Rank	Player	Carries
1.	Sony Michel (NE)	11
2t.	<b>Marlon Mack (IND)</b>	<b>7</b>
2t.	Damien Williams (KC)	7
4t.	Four players	4

**GROUND AND POUND**

In the AFC Wild Card Round at HOU (1/5), the **Indianapolis offense** registered a franchise single-game postseason record 200 rushing yards on 35 carries with one touchdown. Their 5.71 yards per carry was the third-highest single-game postseason mark in team history.

**MOST TEAM RUSHING YARDS, COLTS POSTSEASON HISTORY**

Rank	Game	Yards
1.	<b>1/5/19 at HOU</b>	<b>200</b>
2.	2/4/07 at CHI	191
3.	1/6/07 vs. KC	188
4.	12/24/77 vs. DAK	187
5.	12/29/68 at CLE	184

**HIGHEST TEAM RUSHING YARDS PER CARRY, COLTS POSTSEASON HISTORY**

Rank	Game	Avg.
1.	1/12/69 vs. NYJ	6.22
2.	12/31/95 at SD	6.14
3.	<b>1/5/19 at HOU</b>	<b>5.71</b>
4.	1/4/14 vs. KC	5.26
5.	2/7/10 vs. NO	5.21

**MACK CAREER HIGH**

In the AFC Wild Card Round at HOU (1/5), running back **Marlon Mack** registered 24 carries for 148 yards (6.2 avg.) and one touchdown in his first career postseason game. His 148 rushing yards were a franchise single-game postseason record as well as his single-game career-high. Mack's performance was just the eighth 100-yard rushing game in postseason team history.

Including the regular season, Mack tallied a rushing touchdown in five-straight games, which tied for the sixth-longest streak in team history.

**MOST RUSHING YARDS IN A POSTSEASON GAME, COLTS HISTORY**

Rank	Player (Game)	Yds.
1.	<b>Marlon Mack (1/5/19 at HOU)</b>	<b>148</b>
2.	Zack Crockett (12/31/95 at SD)	147
3.	Edgerrin James (1/11/04 at KC)	125
4.	Joseph Addai (1/6/07 vs. KC)	122
5t.	Tom Matte (1/12/69 vs. NYJ)	116
5t.	Norm Bulaich (12/26/70 vs. CIN)	116
7.	Dominic Rhodes (2/4/07 vs. CHI)	113
8.	Edgerrin James (12/30/00 at MIA)	107

**MOST CONSECUTIVE GAMES WITH A RUSHING TOUCHDOWN, REGULAR SEASON AND POSTSEASON, COLTS HISTORY**

Rank	Player (Season)	Games
1.	Lenny Moore (1963-64)	11
2t.	Lydell Mitchell (1975)	7
2t.	Curtis Dickey (1980)	7
4t.	Tom Matte (1969)	6
4t.	Edgerrin James (2005)	6
6t.	<b>Marlon Mack (2018)</b>	<b>5</b>
6t.	Alan Ameche (1955)	5
6t.	Edgerrin James (2000)	5

**MACK AMONG COLTS POSTSEASON RECORDS**

Indianapolis running back **Marlon Mack** finished the 2018 postseason with 33 carries for 194 yards (5.88 avg.) and one touchdown. His rushing average and rushing yards ranked in the top-10 in Colts postseason history for a single season.

**HIGHEST RUSHING AVERAGE IN A SINGLE POSTSEASON, COLTS HISTORY**

Rank	Player	Avg.
1.	Zack Crockett (1995)	8.05
2.	<b>Marlon Mack (2018)</b>	<b>5.88</b>
3.	Tom Matte (1968)	5.60
4.	Edgerrin James (2003)	5.10
5.	Dominic Rhodes (2006)	4.94

**MOST RUSHING YARDS IN A SINGLE POSTSEASON, COLTS HISTORY**

Rank	Player	Yds.
1.	Dominic Rhodes (2006)	306
2.	Joseph Addai (2006)	294
3.	Edgerrin James (2003)	281
4.	Tom Matte (1968)	235
5.	Norm Bulaich (1970)	215
6.	<b>Marlon Mack (2018)</b>	<b>194</b>

## POSTSEASON TEAM NOTES FROM 2018

### EBRON CONTINUED TO BE A RED ZONE THREAT

Including the regular season and postseason, Colts tight end **Eric Ebron** caught 11 passes for 112 yards and 11 touchdowns in the red zone this season. Ebron also had a red zone rushing touchdown.

His 12 red zone touchdowns (11 receiving, one rushing) tied for the third-most in the NFL, while his 11 red zone receiving touchdowns were the most among tight ends and ranked second in the league.

#### MOST RED ZONE TOUCHDOWNS, 2018 REGULAR SEASON AND POSTSEASON

Rank	Player	TDs
1.	Todd Gurley II (LAR)	21
2.	Alvin Kamara (NO)	16
<b>3t.</b>	<b>Eric Ebron (IND)</b>	<b>12</b>
3t.	Davante Adams (GB)	12
3t.	Melvin Gordon III (LAC)	12

#### MOST RED ZONE RECEIVING TOUCHDOWNS, 2018 REGULAR SEASON AND POSTSEASON

Rank	Player	TDs
1.	Davante Adams (GB)	12
<b>2.</b>	<b>Eric Ebron (IND)</b>	<b>11</b>
3.	Travis Kelce (KC)	10
4t.	DeAndre Hopkins (HOU)	8
4t.	Michael Thomas (NO)	8

### EBRON FINDING THE END ZONE

Indianapolis tight end **Eric Ebron** registered 15 touchdowns (14 receiving, one rushing) in 2018 (regular season and postseason).

Among tight ends, he tied for the third-most total touchdowns in a single season in NFL history (regular season and postseason combined) and tied for fifth in receiving touchdowns.

#### MOST TOUCHDOWNS BY A TIGHT END IN A SINGLE SEASON, REGULAR SEASON AND POSTSEASON COMBINED, NFL HISTORY

Rank	Player	TDs
1.	Rob Gronkowski (2011)	21
2.	Jimmy Graham (2013)	16
<b>3t.</b>	<b>Eric Ebron (2018)</b>	<b>15</b>
3t.	Vernon Davis (2013)	15
3t.	Rob Gronkowski (2014)	15

#### MOST RECEIVING TOUCHDOWNS BY A TIGHT END IN A SINGLE SEASON, REGULAR SEASON AND POSTSEASON COMBINED, NFL HISTORY

Rank	Player	TDs
1.	Rob Gronkowski (2011)	20
2.	Jimmy Graham (2013)	18
3t.	Vernon Davis (2013)	15
3t.	Rob Gronkowski (2014)	15
<b>5t.</b>	<b>Eric Ebron (2018)</b>	<b>14</b>
5t.	Antonio Gates (2004)	14
5t.	Jimmy Graham (2011)	14
5t.	Rob Gronkowski (2015)	14

### EBRON ESTABLISHES POSTSEASON RECORDS

Colts tight end **Eric Ebron** caught five passes for 51 yards in the AFC Divisional Round at KC (1/12/19). He established postseason career highs in receptions and receiving yards.

#### EBRON'S MOST CAREER SINGLE-GAME RECEPTIONS, POSTSEASON

Rank	Player	Rec.
1.	1/12/19 at KC	5
2t.	1/5/19 at HOU	3
2t.	1/4/15 at DAL	3
4.	1/7/17 at SEA	2

#### EBRON'S MOST CAREER SINGLE-GAME RECEIVING YARDS, POSTSEASON

Rank	Player	Yds.
1.	1/12/19 at KC	51
2.	1/5/19 at HOU	26
3.	1/7/17 at SEA	23
4.	1/4/15 at DAL	21

### LEONARD IMPRESSIVE IN POSTSEASON DEBUT

Indianapolis linebacker **Darius Leonard** led the team in tackles in each of the Colts' two postseason games in 2018. Since 1970, his totals respectively ranked second and tied for third in franchise single-game postseason history.

His 27 postseason tackles are tied for the third-most in franchise history for a single postseason and ranked second among all players this year.

#### MOST TACKLES IN A SINGLE POSTSEASON, SINCE 1933, COLTS HISTORY

Rank	Player (Year)	Games	Tackles
1.	Jerrell Freeman (2014)	3	32
2.	David Thornton (2003)	3	29
<b>3t.</b>	<b>Darius Leonard (2018)</b>	<b>2</b>	<b>27</b>
3t.	D'Qwell Jackson (2014)	3	27
5t.	Cato June (2006)	4	26
5t.	Gary Brackett (2009)	3	26

#### MOST TACKLES, 2018 POSTSEASON

Rank	Player	Tackles
1.	Cory Littleton (LAR)	29
<b>2.</b>	<b>Darius Leonard (IND)</b>	<b>27</b>
3t.	Mark Barron (LAR)	22
3t.	Demario Davis (NO)	22
5.	Anthony Hitchens (KC)	21

### MOORE PRODUCTION

Indianapolis cornerback **Kenny Moore II** registered 19 tackles (13 solo), 3.0 tackles for loss, 3.0 sacks, three passes defended and one interception in the 2018 postseason.

Moore II's 3.0 sacks in the 2018 postseason set a franchise record for a single-season and tied for the third-most for a career in team history. He became just the third player in team history to register multiple sacks in a playoff game. Since 1970, Moore II also tallied the most tackles by a Colts defensive back in a postseason contest.

#### MOST SACKS IN A POSTSEASON GAME, SINCE 1970, COLTS HISTORY

Rank	Player (Game)	Sacks
<b>1t.</b>	<b>Kenny Moore II (1/12/19 at KC)</b>	<b>2.0</b>
1t.	Dwight Freeney (1/6/07 vs. KC)	2.0
1t.	Dwight Freeney (1/3/09 at SD)	2.0
1t.	Robert Mathis (1/3/09 at SD)	2.0

#### MOST SACKS IN A SINGLE POSTSEASON, SINCE 1970, COLTS HISTORY

Rank	Player (Season)	Sacks
<b>1.</b>	<b>Kenny Moore II (2018)</b>	<b>3.0</b>
2t.	Larry Tripplett (2004)	2.0
2t.	Dwight Freeney (2006)	2.0
2t.	Anthony McFarland (2006)	2.0
2t.	Dwight Freeney (2008)	2.0
2t.	Robert Mathis (2008)	2.0
2t.	Robert Mathis (2013)	2.0
2t.	Cory Redding (2014)	2.0

#### MOST CAREER POSTSEASON SACKS, SINCE 1933 COLTS HISTORY

Rank	Player	Sacks
1.	Dwight Freeney	9.0
2.	Robert Mathis	6.5
<b>3t.</b>	<b>Kenny Moore II</b>	<b>3.0</b>
3t.	Larry Tripplett	3.0

POSTSEASON TEAM NOTES FROM 2018

MOORE AND MOORE PRODUCTION

Colts cornerback **Kenny Moore II** registered 19 tackles (13 solo), 3.0 tackles for loss, 3.0 sacks, three passes defended and one interception last postseason.

Moore II tied for the league lead in sacks and was tied for second in tackles for loss among all NFL players in the 2018 postseason.

MOST SACKS, 2018 POSTSEASON

Rank	Player	Sacks
1t.	<b>Kenny Moore II (IND)</b>	<b>3.0</b>
1t.	Kyle Van Noy (NE)	3.0
3t.	Four players	2.0

MOST TACKLES FOR LOSS, 2018 POSTSEASON

Rank	Player	TFLs
1.	Dante Fowler Jr. (LAR)	4.0
2t.	<b>Kenny Moore II (IND)</b>	<b>3.0</b>
2t.	Michael Bennett (PHI)	3.0
2t.	Aaron Donald (LAR)	3.0
2t.	Trey Flowers (NE)	3.0
2t.	Dont'a Hightower (NE)	3.0
2t.	Melvin Ingram III (LAC)	3.0
2t.	Derwin James (LAC)	3.0
2t.	DeMarcus Lawrence (DAL)	3.0

MOORE II HAS A DAY

In the AFC Wild Card Round at HDU (1/5), Colts cornerback **Kenny Moore II** tallied six tackles (five solo), 1.0 tackle for loss, 1.0 sack, two passes defended and one interception in his first career postseason game.

Since 1982, Moore II is the first Colts player to register a sack and an interception in the same postseason game.

RIGO'S SOLID POSTSEASON PERFORMANCE

In the 2018 postseason, Colts punter **Rigoberto Sanchez** ranked in the top-five in net punting average (41.8, fifth) and punts inside the 20-yard line (four, tied-third).

HIGHEST NET PUNTING AVERAGE, 2018 POSTSEASON

Rank	Player	Avg.
1.	Cameron Johnston (PHI)	45.9
2.	Johnny Hekker (LAR)	44.8
3.	Thomas Morstead (NO)	43.6
4.	Trevor Daniel (HOU)	42.8
5.	<b>Rigoberto Sanchez (IND)</b>	<b>41.8</b>

MOST PUNTS INSIDE 20-YARD LINE, 2018 POSTSEASON

Rank	Player	IN-20
1t.	Ryan Allen (NE)	6
1t.	Johnny Hekker (LAR)	6
3t.	<b>Rigoberto Sanchez (IND)</b>	<b>4</b>
3t.	Cameron Johnston (PHI)	4
3t.	Patrick O'Donnell (CHI)	4

VINATIERI A POSTSEASON GREAT

Indianapolis kicker **Adam Vinatieri** ranks among the best in numerous postseason categories, including field goals made (56, first), PATs made (70, second), points (238, first), games (32, second) and wins (21, second).

MOST FIELD GOALS MADE, NFL POSTSEASON HISTORY

Rank	Player	FGM
1.	<b>Adam Vinatieri</b>	<b>56</b>
2t.	David Akers	39
2t.	Stephen Gostkowski	39
4.	Gary Anderson	32
5.	Mason Crosby	26

MOST PATS MADE, NFL POSTSEASON HISTORY

Rank	Player	PATs
1.	Stephen Gostkowski	88
2.	<b>Adam Vinatieri</b>	<b>70</b>
3.	Mason Crosby	59
4.	David Akers	58
5.	Gary Anderson	57

MOST POINTS, NFL POSTSEASON HISTORY

Rank	Player	Pts.
1.	<b>Adam Vinatieri</b>	<b>238</b>
2.	Stephen Gostkowski	205
3.	David Akers	175
4.	Gary Anderson	153
5.	Mason Crosby	137

MOST GAMES, NFL POSTSEASON HISTORY

Rank	Player	Games
1.	Tom Brady	40
2.	<b>Adam Vinatieri</b>	<b>32</b>
3.	Jerry Rice	29
4t.	D.D. Lewis	27
4t.	Payton Manning	27

MOST WINS, NFL POSTSEASON HISTORY

Rank	Player	Wins
1.	Tom Brady	30
2.	<b>Adam Vinatieri</b>	<b>21</b>
3.	Bill Romanowski	19
4.	Stephen Gostkowski	18
5t.	Four players	17

**REGULAR SEASON TEAM NOTES FROM 2018**
**COLTS LEAD NFL IN ROOKIE SNAPS**

Indianapolis led the NFL in percentage of offensive and defensive snaps by rookies (22 percent) according to Next Gen Stats. Among playoff teams, no franchise had more than 13 percent.

**HIGHEST PERCENTAGE OF OFFENSIVE AND DEFENSIVE SNAPS BY ROOKIES, AMONG PLAYOFF TEAMS, 2018 REGULAR SEASON**

Rank	Team	Pct.
1.	IND	22
2.	BAL	13
3t.	CHI	12
3t.	DAL	12
3t.	HOU	12
6.	LAC	9
7.	SEA	8
8t.	KC	7
8t.	NO	7
8t.	PHI	7
11.	NE	4
12.	LAR	2

**YOUTH MOVEMENT**

The Colts started five rookies in Week 1 vs. CIN (9/9), marking the most rookie starters by the team in the Indianapolis era.

**WEEK 1 VS. CINCINNATI, COLTS ROOKIE STARTERS**

Player	Position
Darius Leonard	LB
Skai Moore	LB
Quenton Nelson	LG
Braden Smith	OT
Jordan Wilkins	RB

Indianapolis led the NFL with five rookie starters in Week 1.

**MOST WEEK 1 ROOKIE STARTERS, 2018 REGULAR SEASON**

Rank	Team	Starters
1.	IND	5
2t.	NYG	3
2t.	SEA	3
4.	Nine teams	2

**AP FIRST TEAM ALL-PRO ROOKIES**

Colts linebacker **Darius Leonard** and guard/center **Quenton Nelson**, were each selected First Team All-Pro by the Associated Press. Leonard and Nelson joined Pro Football Hall of Famers Dick Butkus and Gale Sayers (Chicago, 1965) as the second pair of rookie teammates to be selected First Team All-Pro since the Associated Press started selecting All-Pro teams in 1940.

**ROOKIE TEAMMATES TO BE SELECTED ASSOCIATED PRESS FIRST TEAM ALL-PRO, SINCE 1940**

Year	Players
2018	<b>Darius Leonard and Quenton Nelson (IND)</b>
1965	Dick Butkus and Gale Sayers (CHI)

**UNDRAFTED ROOKIES ON ROSTER**

Indianapolis has had at least one undrafted rookie free agent make the team's Week 1 53-man roster for the past 20 seasons.

In 2018, the Colts boasted two undrafted rookie free agents on the roster in linebacker **Skai Moore** (South Carolina) and safety **George Odum** (Central Arkansas).

In Week 1 vs. CIN (9/9), **Moore** started at linebacker and logged two solo tackles while **Odum** saw extended action on special teams (21 snaps - third-most on the team).

**WIN STREAK**

From Weeks 7-12, the Colts won five consecutive games for the first time since 2014.

Indianapolis was one of 10 teams to register at least five consecutive wins in 2018.

**MOST CONSECUTIVE WINS, 2018 REGULAR SEASON**

Rank	Team	Wins
1.	NO	10
2.	HOU	9
3.	LAR	8
4t.	LAC	6
4t.	NE	6
4t.	PIT	6
7t.	IND	5
7t.	CHI	5
7t.	DAL	5
7t.	KC	5

**BALANCED TEAM**

The Colts finished the 2018 regular season ranked in the top-10 in offensive points per game (27.1, fifth) and defensive points allowed per game (21.5, 10th). **They were one of just four teams to rank in the top-10 in the NFL in both categories.**

**TEAMS RANKED TOP-10 IN POINTS PER GAME AND POINTS ALLOWED PER GAME, 2018 REGULAR SEASON**

Team	Off. Pts./Gm.	Def. Pts./Gm.
IND	27.1 (5th)	21.5 (10th)
CHI	26.3 (9th)	17.7 (1st)
LAC	26.8 (T-6th)	20.6 (8th)
NE	27.3 (4th)	20.3 (7th)

**STRONG ON THIRD-AND-10+**

The Colts were the only team in the NFL ranked in the top-five on third-and-10+ conversions offensively and defensively.

**HIGHEST OFFENSIVE CONVERSION RATE ON THIRD-AND-10+, 2018 REGULAR SEASON**

Rank	Team	Rate
1.	KC	32.7
2.	IND	30.9
3.	ATL	26.9
4.	TB	25.9
5.	DEN	25.4

**LOWEST DEFENSIVE CONVERSION RATE ON THIRD-AND-10+, 2018 REGULAR SEASON**

Rank	Team	Rate
1.	MIN	6.9
2.	IND	9.3
3.	WAS	12.1
4.	NYG	12.9
5t.	NE	13.2
5t.	PHI	13.2

## REGULAR SEASON TEAM NOTES FROM 2018

### OFFENSE OVER 400

In the regular season, the **Indianapolis offense** produced at least 400 yards of total offense in eight games, which tied for the fifth-most in the NFL.

#### COLTS GAMES OF 400+ YARDS OF TOTAL OFFENSE, 2018 REGULAR SEASON

Week	Pass	Rush	Total
Week 4 vs. HOU	437	41	478
Week 5 at NE	355	84	439
Week 6 at NYJ	301	127	428
Week 8 at OAK	239	222	461
Week 12 vs. MIA	118	337	455
Week 14 at HOU	386	50	436
Week 16 vs. NYG	353	49	402
Week 17 at TEN	278	158	436

#### MOST GAMES WITH 400+ YARDS OF TOTAL OFFENSE, 2018 REGULAR SEASON

Rank	Team	Games
1t.	KC	11
1t.	LAR	11
3.	TB	10
4.	ATL	9
5t.	IND	8
5t.	PIT	8

### STRONG ON FIRST OFFENSIVE POSSESSION

The **Colts offense** compiled 49 total points on their first offensive possession of games, which ranked fourth in the NFL.

#### MOST POINTS ON FIRST OFFENSIVE POSSESSION, 2018 REGULAR SEASON

Rank	Team	Pts.
1.	KC	69
2t.	BAL	51
2t.	NO	51
4.	IND	49
5.	NE	47

Additionally, Indianapolis ranked fourth in the league in points on their first offensive possession of the second half.

#### MOST POINTS ON FIRST OFFENSIVE POSSESSION OF SECOND HALF, 2018 SEASON

Rank	Team	Pts.
1.	KC	73
2.	LAC	61
3.	CLE	58
4.	IND	53
5.	GB	50

### COLTS OFFENSE AFTER TAKEAWAYS

The **Indianapolis offense** scored 70 points on possessions after a takeaway, which ranked sixth in the NFL.

#### MOST OFFENSIVE POINTS AFTER TAKEAWAYS, 2018 REGULAR SEASON

Rank	Team	Pts.
1.	LAR	85
2.	HOU	83
3.	NE	76
4.	BUF	75
5.	DEN	71
6.	IND	70

### COLTS OFFENSIVE TOUCHDOWN DRIVES

The **Colts offense** registered 52 touchdown drives in 2018, which ranked fourth-most in the league.

Additionally, Indianapolis had 40 touchdown drives of 60+ yards, which tied for the fourth-most.

#### OFFENSIVE TOUCHDOWN DRIVES, 2018 REGULAR SEASON

Rank	Team	Drives
1.	KC	66
2.	NO	59
3.	LAR	55
4.	IND	52
5.	PIT	51

#### OFFENSIVE TOUCHDOWN DRIVES OF 60+ YARDS, 2018 REGULAR SEASON

Rank	Team	Drives
1.	KC	53
2.	PIT	44
3.	NO	43
4t.	IND	40
4t.	TB	40

### PUTTING UP POINTS

The **Colts offense** compiled 433 points in 2018, which ranked fourth in the NFL. The total ranked seventh in franchise single-season history.

#### MOST OFFENSIVE POINTS, 2018 REGULAR SEASON

Rank	Team	Pts.
1.	KC	530
2.	NO	497
3.	LAR	488
4.	IND	433
5.	SEA	415

#### MOST OFFENSIVE POINTS IN A SINGLE SEASON, COLTS HISTORY

Rank	Year	Pts.
1.	2004	522
2.	2014	458
3.	2007	450
4.	2003	447
5.	2005	439
6.	2010	435
7.	2018	433
8.	2000	429
9.	1964	428
10.	2006	427

### OFFENSE EXTENDING DRIVES

The **Colts offense** registered 31 10-play drives in 2018, which tied for the fifth-most in the NFL.

#### MOST 10-PLAY DRIVES, 2018 SEASON

Rank	Team	Drives
1.	BAL	40
2.	NE	35
3.	KC	34
4.	PIT	32
5t.	IND	31
5t.	ATL	31
5t.	JAX	31
5t.	LAR	31



**REGULAR SEASON TEAM NOTES FROM 2018**
**SCORING EFFICIENCY**

In 2018, the **Indianapolis offense** scored on 75-of-183 drives (41.0 percent), which was the sixth-best scoring efficiency in the NFL. Indianapolis' 75 scoring drives tied for the fourth-most in the league.

**HIGHEST SCORING EFFICIENCY AMONG NFL TEAMS, 2018 REGULAR SEASON**

Rank	Team	Scored	Drives	Efficiency
1.	KC	90	170	52.9
2.	NO	87	168	51.8
3.	LAR	89	183	48.6
4.	ATL	72	168	42.9
5.	LAC	72	170	42.4
6.	IND	75	183	41.0

**MOST SCORING DRIVES, 2018 REGULAR SEASON**

Rank	Team	Drives
1.	KC	90
2.	LAR	89
3.	NO	87
4t.	IND	75
4t.	HOU	75

**SCORING IN OPPONENT TERRITORY**

The **Colts offense** boasted a top-five unit in inside the 30-yard line percentage (61.0, fourth) and red zone percentage (68.8, fifth) in 2018.

**HIGHEST INSIDE-30 PERCENTAGE, 2018 REGULAR SEASON**

Rank	Team	IN-30%
1.	KC	64.8
2.	PIT	63.2
3.	NO	63.1
4.	IND	61.0
5.	SEA	59.7

**HIGHEST RED ZONE PERCENTAGE, 2018 REGULAR SEASON**

Rank	Team	RZ%
1.	PIT	73.5
2.	KC	71.8
3.	CIN	71.1
4.	NO	69.6
5.	IND	68.8

**4 COLTS WITH 50+ RECEPTIONS**

In 2018, the Colts had four players with at least 50 receptions. It marked the fifth time in team history that four players have had 50-or-more receptions in a single season.

**MOST COLTS PLAYERS WITH 50+ RECEPTIONS IN A SINGLE SEASON, TEAM HISTORY**

Year	Players
2018	Hilton (76)/Ebron (66)/Hines (63)/Rogers (53)
2010	Wayne (111)/Garcon (67)/Tammie (67)/Collie (58)
2009	Clark (100)/Wayne (100)/Collie (60)/Addai (51)
2008	Wayne (82)/Clark (77)/Harrison (60)/Gonzalez (57)
2004	Harrison (86)/Wayne (77)/Stokley (68)/James (51)

**TWO-POINT CONVERSION SUCCESS**

The **Indianapolis offense** converted four-of-five (.800) two-point conversion attempts in 2018. Their four conversions and .800 conversion percentage each ranked in the top-five in the NFL this season.

**MOST TWO-POINT CONVERSIONS, 2018 REGULAR SEASON**

Rank	Team	Total
1.	LAC	6
2t.	LAR	5
2t.	PHI	5
4t.	IND	4
4t.	CHI	4
4t.	CLE	4
4t.	NO	4
4t.	NYG	4
4t.	PIT	4

**HIGHEST TWO-POINT CONVERSION SUCCESS RATE, 2018 REGULAR SEASON**

Rank	Team	Conv.	Att.	Pct.
1t.	DAL	2	2	1.000
1t.	MIA	1	1	1.000
1t.	SEA	1	1	1.000
4.	PHI	5	6	.833
5t.	IND	4	5	.800
5t.	CHI	4	5	.800
5t.	PIT	4	5	.800

**PRODUCTIVE OFFENSE**

The **Indianapolis offense** ranked in the top-10 in points per game (27.1, fifth), yards per game (386.2, seventh) and passing yards per game (278.8, sixth) in 2018.

**MOST POINTS PER GAME, 2018 REGULAR SEASON**

Rank	Team	Pts./Gm.
1.	KC	35.3
2.	LAR	32.9
3.	NO	31.5
4.	NE	27.3
5.	IND	27.1

**MOST YARDS PER GAME, 2018 REGULAR SEASON**

Rank	Team	Yds./Gm.
1.	KC	425.6
2.	LAR	421.1
3.	TB	415.5
4.	PIT	403.3
5.	NE	393.4
6.	ATL	389.1
7.	IND	386.2

**MOST PASSING YARDS PER GAME, 2018 REGULAR SEASON**

Rank	Team	Yds./Gm.
1.	TB	320.3
2.	PIT	313.0
3.	KC	309.7
4.	ATL	290.8
5.	LAR	281.7
6.	IND	278.8

## REGULAR SEASON TEAM NOTES FROM 2018

### FIRST HALF SUCCESS

In Week 10 vs. JAX (11/11), the Colts compiled 29 points in the first half. It marked the 10th time since 1991 that Indianapolis registered 29 or more points in the first half of a game.

#### MOST FIRST HALF POINTS SINCE 1991, COLTS HISTORY

Rank	Game	Pts.
1.	12/9/07 at BAL	37
2t.	9/23/01 vs. BUF	35
2t.	11/20/05 at CIN	35
2t.	9/26/04 vs. GB	35
5.	12/14/97 vs. MIA	34
6t.	9/9/01 at NYJ	31
6t.	12/5/04 vs. TEN	31
8t.	11/21/99 at PHI	30
8t.	9/21/14 at JAX	30
<b>10.</b>	<b>11/11/18 vs. JAX</b>	<b>29</b>

### 24+ POINT GAMES

From Weeks 4-12, Indianapolis scored at least 24 points in eight consecutive games, which was the third-longest streak in the NFL in 2018.

It marked the Colts' longest streak since 2005 when the team did it in 10 straight games and tied for the fourth-longest in franchise history.

#### MOST CONSECUTIVE GAMES WITH AT LEAST 24 POINTS, 2018 REGULAR SEASON

Rank	Team	Games
1.	KC	16*
2.	NO	9
<b>3.</b>	<b>IND</b>	<b>8</b>
4.	CHI	7
5t.	LAR	6
5t.	NE	6

\*Active streak

#### MOST CONSECUTIVE GAMES WITH AT LEAST 24 POINTS, COLTS HISTORY

Rank	Year	Games
1.	2004	12
2.	2005	10
3.	1985	9
<b>4t.</b>	<b>2018</b>	<b>8</b>
4t.	1959	8

### COLTS STRONG ON 3RD DOWN

The **Colts offense** converted 104-of-214 third down attempts (48.6 percent), which was the highest third down conversion rate in the NFL in 2018. The 104 third down conversions tied for the most in the NFL.

The third down conversion rate (seventh) and total third down conversions (tied-sixth) each rank in the top-10 of single-season franchise history.

#### HIGHEST THIRD DOWN CONVERSION PERCENTAGE, 2018 REGULAR SEASON

Rank	Team	Conv.	Att.	Pct.
<b>1.</b>	<b>IND</b>	<b>104</b>	<b>214</b>	<b>48.6</b>
2.	KC	83	176	47.2
3.	TB	86	187	46.0
4.	ATL	92	203	45.3
5.	LAR	86	191	45.0

#### MOST THIRD DOWN CONVERSIONS, 2018 REGULAR SEASON

Rank	Team	Conv.
<b>1t.</b>	<b>IND</b>	<b>104</b>
1t.	BAL	104
3.	JAX	93
4.	ATL	92
5.	DAL	89

### PROVIDING PROTECTION

The **Colts offense** had the lowest sacks allowed per pass attempt rate (2.7 percent) in the NFL in 2018. The Colts allowed the fewest sacks (18) in 2018.

#### LOWEST SACKS ALLOWED PER PASS ATTEMPT, 2018 REGULAR SEASON

Rank	Team	Att.	Sacks	Sack %
<b>1.</b>	<b>IND</b>	<b>644</b>	<b>18</b>	<b>2.7</b>
2.	PIT	689	24	3.4
3.	NE	574	21	3.5
4.	NO	519	20	3.7
5.	KC	583	26	4.3

#### FEWEST SACKS ALLOWED, 2018 REGULAR SEASON

Rank	Team	Sacks
<b>1.</b>	<b>IND</b>	<b>18</b>
2.	NO	20
3.	NE	21
4.	PIT	24
5.	KC	26

### OFFENSIVE LINE - NO SACKS ALLOWED

From Weeks 6-11, the **Indianapolis offense** registered five consecutive games with zero sacks allowed, which was the longest streak in 2018 and tied for the third-longest streak in the NFL since 1982. In 2018, Indianapolis led the NFL with the most games with zero sacks allowed (six).

#### MOST CONSECUTIVE GAMES WITH ZERO SACKS ALLOWED, SINCE 1982

Rank	Team	Games
1.	MIA (1988-89)	19
2.	WAS (1991)	8
<b>3t.</b>	<b>IND (2018)</b>	<b>5</b>
3t.	TEN (2008)	5
3t.	NYG (2010)	5

#### MOST GAMES WITH ZERO SACKS ALLOWED, 2018 REGULAR SEASON

Rank	Team	Games
<b>1.</b>	<b>IND</b>	<b>6</b>
2.	CLE	5
3t.	NE	4
3t.	NO	4

### KEEPING LUCK UPRIGHT

From Weeks 5-12, Colts quarterback **Andrew Luck** attempted 239 passes without being sacked, which was the third-most in NFL history.

#### MOST PASSING ATTEMPTS WITHOUT BEING SACKED, NFL HISTORY

Rank	Player	Att.
1.	Dan Marino (1988-89)	759
2.	Mark Rypien (1991)	252
<b>3.</b>	<b>Andrew Luck (2018)</b>	<b>239</b>

### SHARING IS CARING

Colts quarterback **Andrew Luck** is one of only three quarterbacks in NFL history to throw a touchdown to 13 or more different targets in a single season.

#### MOST TARGETS THROWN TO FOR A TOUCHDOWN BY A QUARTERBACK IN A SINGLE SEASON, NFL HISTORY

Rank	Player	TDs	Targets
<b>1t.</b>	<b>Andrew Luck (2018)</b>	<b>39</b>	<b>13</b>
1t.	Matt Ryan (2016)	38	13
1t.	Drew Brees (2018)	32	13
4t.	Brad Johnson (2003)	26	12
4t.	Tom Brady (2005)	26	12

**REGULAR SEASON TEAM NOTES FROM 2018**
**BACK-TO-BACK 200-YARD RUSHING GAMES**

The **Indianapolis offense** registered back-to-back 200-yard rushing games in Weeks 7-8. It marked just the sixth time in franchise history the team has rushed for over 200 yards in consecutive games.

The performance was the first in the same season since 1985. The last time the Colts rushed for 200 yards or more in two straight regular season games was over a two-season span from 2003-04.

**CONSECUTIVE GAMES OF 200+ YARDS RUSHING, COLTS HISTORY**

Year	Week	Yds.
2018	<b>Week 7 vs. BUF</b>	<b>220</b>
	<b>Week 8 at OAK</b>	<b>222</b>
2003-04	Week 17 at HOU	207
	Week 1 at NE	202
1985	Week 15 at TB	257
	Week 16 vs. HOU	299
1971	Week 4 at BUF	214
	Week 5 at NYG	241
1956	Week 5 vs. GB	318
	Week 7 at CLE	305
1955	Week 1 vs. CHI	226
	Week 2 vs. DET	238

**LUCK UNDEFEATED VS. TENNESSEE**

In Week 17 at TEN (12/30), Indianapolis quarterback **Andrew Luck** registered his 11th career win over the Titans.

**Luck** is joined by John Elway as the only quarterbacks in NFL history to have a 10-0 or better record against a single team.

**QUARTERBACKS WITH A 10-0 OR BETTER RECORD AGAINST A SINGLE TEAM, NFL HISTORY**

Player	Opponent	Record
<b>Andrew Luck</b>	<b>TEN</b>	<b>11-0</b>
John Elway	NE	10-0

**30+ TOUCHDOWN PASSES**

Quarterback **Andrew Luck** has thrown 30 or more touchdowns in a single season three times in his career, which is the second-most in franchise history.

**MOST SEASONS WITH 30 OR MORE PASSING TOUCHDOWNS, COLTS HISTORY**

Rank	Player	Seasons
1.	Peyton Manning	6
<b>2.</b>	<b>Andrew Luck</b>	<b>3</b>
3.	John Unitas	1

**100.0+ PASSER RATING GAMES**

From Weeks 7-12, quarterback **Andrew Luck** registered a 100.0+ passer rating in five consecutive games, which tied for the third-longest streak in the NFL in 2018 and the third-longest streak in Colts history.

**MOST CONSECUTIVE GAMES WITH A 100.0+ PASSER RATING, 2018 REGULAR SEASON**

Rank	Player	Games
1.	Patrick Mahomes (KC)	7
2.	Cam Newton (CAR)	6
<b>3t.</b>	<b>Andrew Luck (IND)</b>	<b>5</b>
3t.	Jared Goff (LAR)	5
3t.	Phillip Rivers (LAC)	5
3t.	Matthew Stafford (DET)	5
3t.	Carson Wentz (PHI)	5

**MOST CONSECUTIVE GAMES WITH A 100.0+ PASSER RATING, COLTS HISTORY**

Rank	Player	Games
1.	Peyton Manning (2004)	9
2.	Peyton Manning (2005)	8
<b>3t.</b>	<b>Andrew Luck (2018)</b>	<b>5</b>
3t.	Peyton Manning (2009)	5

**3 OR MORE TD PASSING GAMES**

From Weeks 4-12, Indianapolis quarterback **Andrew Luck** threw three or more touchdown passes in eight consecutive games, which was the longest streak in the NFL in 2018, tied for the longest in team history and tied for the second-longest in NFL history.

**CONSECUTIVE GAMES WITH THREE OR MORE TOUCHDOWN PASSES, COLTS HISTORY**

Rank	Player	Games
<b>1t.</b>	<b>Andrew Luck (2018)</b>	<b>8</b>
1t.	Peyton Manning (2004)	8
3t.	Peyton Manning (2005)	3
3t.	Peyton Manning (2007)	3
3t.	Peyton Manning (2010)	3
3t.	Andrew Luck (2014)	3

**CONSECUTIVE GAMES WITH THREE OR MORE TOUCHDOWN PASSES, NFL HISTORY**

Rank	Player	Games
1.	Tom Brady (2007)	10
<b>2t.</b>	<b>Andrew Luck (2018)</b>	<b>8</b>
2t.	Peyton Manning (2004)	8
4.	Dan Marino (1986-87)	7

**CONSECUTIVE TOUCHDOWN PASSES**

Dating back to the 2014 season through Week 13 of the 2018 season, quarterback **Andrew Luck** threw at least one touchdown pass in 34 consecutive games, which ranked eighth in NFL history and second in team history.

**MOST CONSECUTIVE GAMES WITH AT LEAST ONE PASSING TOUCHDOWN, NFL HISTORY**

Rank	Player	Games
1.	Drew Brees (NO)	54
2.	Tom Brady (NE)	52
3.	Peyton Manning (IND, DEN)	51
4.	John Unitas (BAL)	47
5.	Drew Brees (NO)	45
6.	Tony Romo (DAL)	38
7.	Brett Favre (GB)	36
<b>8.</b>	<b>Andrew Luck (IND)</b>	<b>34</b>

**MOST CONSECUTIVE GAMES WITH AT LEAST ONE PASSING TOUCHDOWN, COLTS HISTORY**

Rank	Player	Games
1.	John Unitas (1956-60)	47
<b>2.</b>	<b>Andrew Luck (2014-18)</b>	<b>34</b>
3.	Peyton Manning (1998-1999)	27
4.	Andrew Luck (2013-14)	18
5.	Peyton Manning (2003-04)	16

**LUCK HITS 20,000**

In Week 4 vs. HOU (9/30), quarterback **Andrew Luck** eclipsed 20,000 career passing yards in his 74th career game, which tied for the second-fewest games to reach that plateau in NFL history.

**FEWEST GAMES TO REACH 20,000 CAREER PASSING YARDS, NFL HISTORY**

Rank	Player	Games
1.	Matthew Stafford (DET)	71
<b>2t.</b>	<b>Andrew Luck (IND)</b>	<b>74</b>
2t.	Dan Marino (MIA)	74
4.	Kurt Warner (STL, NYG, ARZ)	76
5.	Peyton Manning (IND)	78

## REGULAR SEASON TEAM NOTES FROM 2018

### LUCK HITS 2,000 CAREER COMPLETIONS

Colts quarterback **Andrew Luck** has registered 2,000 completions in 86 career games. He is the second-fastest player to reach that mark and is only the 11th quarterback in NFL history to complete 2,000 passes in their first seven seasons.

#### FASTEST PLAYERS TO 2,000 CAREER COMPLETIONS, NFL HISTORY

Rank	Player	Games
1.	Matthew Stafford (DET)	83
2.	<b>Andrew Luck (IND)</b>	<b>86</b>

#### PLAYERS WITH 2,000 CAREER COMPLETIONS IN THEIR FIRST SEVEN SEASONS, NFL HISTORY

Rank	Player	Comp.
1.	Matt Ryan (ATL)	2,508
2.	Peyton Manning (IND)	2,464
3.	Matthew Stafford (DET)	2,246
4.	Andy Dalton (CIN)	2,217
5.	Joe Flacco (BAL)	2,213
6.	Drew Bledsoe (NE)	2,192
7.	Dan Marino (MIA)	2,174
8.	Russell Wilson (SEA)	2,095
9.	Carson Palmer (CIN)	2,024
10.	Cam Newton (CAR)	2,001
11.	<b>Andrew Luck (IND)</b>	<b>2,000</b>

### LUCK'S COMPLETION PERCENTAGE

In 2018, quarterback **Andrew Luck** established five of his highest career single-game completion percentages.

#### ANDREW LUCK'S HIGHEST SINGLE-GAME COMPLETION PERCENTAGE, CAREER

Rank	Game	Comp. %
1.	<b>11/25/18 vs. MIA</b>	<b>81.1</b>
2.	9/21/14 at JAX	79.5
3.	<b>11/18/18 vs. TEN</b>	<b>79.3</b>
4.	12/5/16 at NYJ	78.6
5.	9/8/13 vs. OAK	78.3
6.	12/18/16 at MIN	75.0
7.	<b>10/21/18 vs. BUF</b>	<b>73.9</b>
8.	<b>9/9/18 vs. CIN</b>	<b>73.6</b>
9.	<b>11/11/18 vs. JAX</b>	<b>72.4</b>
10.	10/9/16 vs. CHI	71.8

### LUCK'S PASSER RATING

In 2018, Colts quarterback **Andrew Luck** established four of his highest career single-game passer ratings.

#### ANDREW LUCK'S HIGHEST SINGLE-GAME PASSER RATING, CAREER

Rank	Game	PR
1.	12/5/16 at NYJ	147.6
2.	<b>11/18/18 vs. TEN</b>	<b>143.8</b>
3.	9/21/14 at JAX	140.4
4.	11/30/14 vs. WAS	137.0
5.	12/28/14 at TEN	135.4
6.	<b>10/21/18 vs. BUF</b>	<b>131.5</b>
7.	9/8/13 vs. OAK	127.9
8t.	12/18/16 at MIN	125.6
8t.	<b>10/28/18 at OAK</b>	<b>125.6</b>
10.	11/11/18 vs. JAX	123.5

### LUCK'S COMPLETIONS

In 2018, Colts quarterback **Andrew Luck** established four of his five highest career single-game completion totals.

#### ANDREW LUCK'S HIGHEST SINGLE-GAME COMPLETION TOTALS, CAREER

Rank	Game	Comp.
1.	<b>9/30/18 vs. HOU</b>	<b>40</b>
2.	<b>9/9/18 vs. CIN</b>	<b>39</b>
3.	<b>10/4/18 at NE</b>	<b>38</b>
4.	9/7/14 at DEN	35
5.	<b>12/2/18 at JAX</b>	<b>33</b>

### LUCK'S PASSING YARDS

In 2018, quarterback **Andrew Luck** established two of his five highest career single-game passing yardage totals.

#### ANDREW LUCK'S HIGHEST SINGLE-GAME PASSING YARDS, CAREER

Rank	Game	Yds
1.	<b>9/30/18 vs. HOU</b>	<b>464</b>
2.	11/4/12 vs. MIA	433
3.	10/26/14 at PIT	400
4.	<b>12/9/18 at HOU</b>	<b>399</b>
5.	9/28/14 vs. TEN	393

### LUCK AMONG LEAGUE LEADERS

In 2018, quarterback **Andrew Luck** finished in the top-five in the league in multiple passing categories, including completions (430, second), attempts (639, second), passing yards (4,593, fifth), passing touchdowns (39, second) and first down throws (236, tied-third).

#### MOST PASS COMPLETIONS, 2018 REGULAR SEASON

Rank	Player	Comp.
1.	Ben Roethlisberger (PIT)	452
2.	<b>Andrew Luck (IND)</b>	<b>430</b>
3.	Kirk Cousins (MIN)	425
4.	Matt Ryan (ATL)	422
5.	Patrick Mahomes (KC)	383

#### MOST PASSING ATTEMPTS, 2018 REGULAR SEASON

Rank	Player	Att.
1.	Ben Roethlisberger (PIT)	675
2.	<b>Andrew Luck (IND)</b>	<b>639</b>
3.	Matt Ryan (ATL)	608
4.	Kirk Cousins (MIN)	606
5.	Aaron Rodgers (GB)	597

#### MOST PASSING YARDS, 2018 REGULAR SEASON

Rank	Player	Yds.
1.	Ben Roethlisberger (PIT)	5,129
2.	Patrick Mahomes (KC)	5,097
3.	Matt Ryan (ATL)	4,924
4.	Jared Goff (LAR)	4,688
5.	<b>Andrew Luck (IND)</b>	<b>4,593</b>

#### MOST PASSING TOUCHDOWNS, 2018 REGULAR SEASON

Rank	Player	TDs
1.	Patrick Mahomes (KC)	50
2.	<b>Andrew Luck (IND)</b>	<b>39</b>
3t.	Matt Ryan (ATL)	35
3t.	Russell Wilson (SEA)	35
5.	Ben Roethlisberger (PIT)	34

#### MOST FIRST DOWN THROWS, 2018 REGULAR SEASON

Rank	Player	FDs
1.	Ben Roethlisberger (PIT)	248
2.	Patrick Mahomes (KC)	237
3t.	<b>Andrew Luck (IND)</b>	<b>236</b>
3t.	Matt Ryan (ATL)	236
5.	Jared Goff (LAR)	233

**REGULAR SEASON TEAM NOTES FROM 2018**
**LUCK HAS CAREER YEAR**

In 2018, Colts quarterback **Andrew Luck** established single-season career highs in pass completions (430), attempts (639), completion percentage (67.3) and passer rating (98.7).

**LUCK'S MOST SINGLE-SEASON CAREER PASS COMPLETIONS**

Rank	Year	Comp.
1.	2018	430
2.	2014	380
3.	2016	348

**LUCK'S MOST SINGLE-SEASON CAREER PASS ATTEMPTS**

Rank	Year	Att.
1.	2018	639
2.	2012	627
3.	2014	616

**LUCK'S HIGHEST SINGLE-SEASON CAREER COMPLETION PERCENTAGE**

Rank	Year	Comp. %
1.	2018	67.3
2.	2016	63.5
3.	2014	61.7

**LUCK'S HIGHEST SINGLE-SEASON CAREER PASSER RATING**

Rank	Year	Pass Rtg.
1.	2018	98.7
2.	2014	96.5
3.	2016	96.4

**LUCK PLAYER OF THE MONTH**

Colts quarterback **Andrew Luck** was named the **AFC Offensive Player of the Month for November**. It marked the second time that Luck had earned the award in his career (November 2014).

In the Colts' three games in the month of November, Luck completed 74-of-95 passes (77.9 percent) for 925 yards with nine touchdowns and three interceptions for a 125.7 passer rating while leading Indianapolis to a 3-0 record. He threw for at least three touchdowns and registered at least a 100.0 passer rating in each contest. **Luck was one of only two quarterbacks to throw at least three touchdowns in each of their November games.**

Over Weeks 10-12, Luck ranked in the top-five in the NFL in completions (tied for fourth), completion percentage (third), passing yards (third), passing touchdowns (second) and passer rating (third).

Luck was also named the **AFC Offensive Player of the Week for Week 11** and **FedEx Air NFL Player of the Week for Week 12**.

**LUCK PLAYER OF THE WEEK**

Colts quarterback **Andrew Luck** was named the **AFC Offensive Player of the Week for Week 11**. It marked the fifth time that Luck had earned the award in his career.

In the Colts' 38-10 win over the Tennessee Titans, Luck completed 23-of-29 passes (79.3 percent) for 297 yards with three touchdowns and zero interceptions for a 143.8 passer rating. His completion percentage and passer rating were each the second-highest single-game totals of his career. Luck improved his record to 10-0 against the Titans and joined John Elway (10-0 vs. the New England Patriots) as the only quarterbacks to have a 10-0 or better record against a single team.

In his 80th career game, Luck brought his career total to 161 touchdown passes and joined Dan Marino (182) and Aaron Rodgers (160) as the only players in NFL history to have 160 or more touchdowns in their first 80 career games. Despite missing the entire 2017 season, Luck also tied Jim Kelly (161) for the eighth-most passing touchdowns in a player's first seven seasons in NFL history.

**LUCK HAS RECORD-BREAKING DAYS**

In Week 4 vs. HOU (9/30), quarterback **Andrew Luck** completed 40-of-62 passes for 464 yards and four touchdowns for a 108.5 passer rating. He set single-game career highs in completions, attempts and passing yards. Luck's performance ranked in the top-two in franchise single-game history for attempts, completions and passing yards.

In Week 5 at NE (10/4), Luck completed 38-of-59 passes for 365 yards with three touchdowns and two interceptions. His completions and attempts were each the second-most in his career and rank in the top-five in team history.

**MOST SINGLE-GAME PASSING ATTEMPTS, COLTS HISTORY**

Rank	Player	Att.
1.	<b>Andrew Luck (9/30/18 vs. HOU)</b>	<b>62</b>
2t.	<b>Andrew Luck (10/4/18 at NE)</b>	<b>59</b>
2t.	Jeff George (11/7/93 at WAS)	59
4t.	Peyton Manning (9/12/10 at HOU)	57
4t.	Jack Trudeau (11/16/86 at NYJ)	57

**MOST SINGLE-GAME PASS COMPLETIONS, COLTS HISTORY**

Rank	Player	Comp.
1t.	<b>Andrew Luck (9/30/18 vs. HOU)</b>	<b>40</b>
1t.	Peyton Manning (9/12/10 at HOU)	40
3.	<b>Andrew Luck (9/9/18 vs. CIN)</b>	<b>39</b>
4t.	<b>Andrew Luck (10/4/18 at NE)</b>	<b>38</b>
4t.	Peyton Manning (11/21/10 at NE)	38

**MOST SINGLE-GAME PASSING YARDS, COLTS HISTORY**

Rank	Player	Yds.
1.	Peyton Manning (10/31/04 at KC)	472
2.	<b>Andrew Luck (9/30/18 vs. HOU)</b>	<b>464</b>
3.	Peyton Manning (9/25/00 vs. JAX)	440
4t.	Andrew Luck (11/4/12 vs. MIA)	433
4t.	Peyton Manning (9/12/10 at HOU)	433

**Additionally, Luck became just the 11th quarterback in NFL history to throw for 450+ yards and at least four touchdowns with no interceptions.**

**QUARTERBACKS TO THROW FOR 450+ PASSING YARDS AND 4 TDs WITH NO INTS IN A SINGLE GAME, NFL HISTORY**

Player	Date	Yds.	TDs
<b>Andrew Luck</b>	<b>9/30/18</b>	<b>464</b>	<b>4</b>
Jared Goff	9/27/18	465	5
Derek Carr	10/30/16	513	4
Ben Roethlisberger	10/26/14	522	6
Aaron Rodgers	9/15/13	480	4
Peyton Manning	9/5/13	462	7
Matt Cassel	11/14/10	469	4
Donovan McNabb	12/5/04	464	5
Marc Bulger	11/10/02	453	4
Tommy Kramer	12/14/80	456	4
Y.A. Tittle	10/28/62	505	7

**TOUCHDOWNS OF 60+ YARDS**

Since entering the NFL in 2012, Colts wide receiver **T.Y. Hilton** has compiled nine touchdown receptions of 60 or more yards, which is tied for the second-most over that time frame.

**MOST TOUCHDOWN RECEPTIONS OF 60+ YARDS, SINCE 2012**

Rank	Player	TDs
1.	DeSean Jackson (PHI)	12
2t.	<b>T.Y. Hilton (IND)</b>	<b>9</b>
2t.	Odell Beckham Jr. (CLE)	9
4.	A.J. Green (CIN)	8
5t.	Tyreek Hill (KC)	7
5t.	Jordy Nelson (OAK, GB)	7
5t.	Kenny Stills (MIA)	7

**REGULAR SEASON TEAM NOTES FROM 2018**

**LUCK STRONG IN 4TH QUARTER/OVERTIME**

Indianapolis quarterback **Andrew Luck** ranked in the top-five in the league in pass completions (135, first), passing yards (1,342, fourth), completion percentage (72.2, fifth) and passing touchdowns (12, second) in the fourth quarter and overtime in 2018.

**MOST COMPLETIONS IN FOURTH QUARTER AND OVERTIME, 2018 REGULAR SEASON**

Rank	Player	Comp.
1.	<b>Andrew Luck (IND)</b>	<b>135</b>
2.	Matt Ryan (ATL)	132
3.	Eli Manning (NYG)	122
4t.	Case Keenum (DEN)	120
4t.	Kirk Cousins (MIN)	120

**MOST PASSING YARDS IN FOURTH QUARTER AND OVERTIME, 2018 REGULAR SEASON**

Rank	Player	Yds.
1.	Matt Ryan (ATL)	1,507
2.	Aaron Rodgers (GB)	1,439
3.	Eli Manning (NYG)	1,390
<b>4.</b>	<b>Andrew Luck (IND)</b>	<b>1,342</b>
5.	Kirk Cousins (MIN)	1,308

**HIGHEST COMPLETION PERCENTAGE IN FOURTH QUARTER AND OVERTIME, 2018 REGULAR SEASON**

Rank	Player	Comp. %
1.	Matt Ryan (ATL)	77.2
2.	Sam Bradford (ARZ)	75.0
3.	Drew Brees (NO)	74.2
4.	Tom Brady (NE)	72.3
<b>5.</b>	<b>Andrew Luck (IND)</b>	<b>72.2</b>

**MOST PASSING TOUCHDOWNS IN FOURTH QUARTER AND OVERTIME, 2018 REGULAR SEASON**

Rank	Player	TDs
1.	Matt Ryan (ATL)	13
<b>2.</b>	<b>Andrew Luck (IND)</b>	<b>12</b>
3t.	Kirk Cousins (MIN)	11
3t.	Patrick Mahomes (KC)	11
3t.	Deshawn Watson (HOU)	11

**AIRING IT OUT**

In Week 4 vs. HOU (9/30) and Week 5 at NE (10/4), quarterback **Andrew Luck** combined to complete 78-of-121 passes for 829 yards with seven touchdowns and two interceptions for a 98.7 passer rating.

The 121 pass attempts were the second-most in a two-game span in NFL history and the most-ever in a five-day span.

**MOST PASSING ATTEMPTS OVER TWO-GAME SPAN, NFL HISTORY**

Player	Weeks	Att.
Philip Rivers	Weeks 6-7, 2015	123
<b>Andrew Luck</b>	<b>Weeks 4-5, 2018</b>	<b>121</b>

**CONSECUTIVE 50-CATCH SEASONS**

Indianapolis wide receiver **T.Y. Hilton** is one of just four NFL players to register 50 or more receptions in each of the last seven seasons.

**CONSECUTIVE 50-CATCH SEASONS, ACTIVE STREAKS**

Rank	Player	Seasons
1.	Larry Fitzgerald (ARZ)	15
2.	Antonio Brown (PIT)	8
<b>3t.</b>	<b>T.Y. Hilton (IND)</b>	<b>7</b>
3t.	Demaryius Thomas (HOU)	7

**GHOST BEST SINCE WEEK 9**

Since Week 9, Colts wide receiver **T.Y. Hilton** led the NFL in receiving yards (917) and was the only player to average over 100 yards per game (114.6).

**MOST RECEIVING YARDS SINCE WEEK 9, 2018 REGULAR SEASON**

Rank	Player	Yds.
<b>1.</b>	<b>T.Y. Hilton (IND)</b>	<b>917</b>
2.	Julio Jones (ATL)	865
3.	JuJu Smith-Schuster (PIT)	832
4.	George Kittle (SF)	793
5.	DeAndre Hopkins (HOU)	783

**HILTON 100-YARD GAMES**

In 2018, wide receiver **T.Y. Hilton** registered five 100-yard receiving games to give him 33 for his career, which is the third-most in franchise history.

Since entering the NFL in 2012, Hilton has the third-most 100-yard or more receiving games.

**MOST 100-YARD RECEIVING GAMES, COLTS HISTORY**

Rank	Player	Games
1.	Marvin Harrison (1996-2008)	59
2.	Reggie Wayne (2001-2014)	43
<b>3.</b>	<b>T.Y. Hilton (2012-2018)</b>	<b>33</b>

**MOST 100-YARD OR MORE RECEIVING GAMES, SINCE 2012**

Rank	Player	Games
1.	Julio Jones (ATL)	44
2.	Antonio Brown (PIT)	39
<b>3.</b>	<b>T.Y. Hilton (IND)</b>	<b>33</b>

**HILTON 150-YARD GAMES**

Colts wide receiver **T.Y. Hilton** has registered 12 career 150-yard or more receiving games, which is the most in franchise history.

Since entering the NFL in 2012, Hilton has the third-most 150-yard or more receiving games.

**MOST 150-YARD OR MORE RECEIVING GAMES, COLTS HISTORY**

Rank	Player	Games
<b>1.</b>	<b>T.Y. Hilton (2012-2018)</b>	<b>12</b>
2.	Marvin Harrison (1996-2008)	11
3t.	Raymond Berry (1955-1967)	7
3t.	Reggie Wayne (2001-2014)	7
5.	Lenny Moore (1956-1967)	5

**MOST 150-YARD OR MORE RECEIVING GAMES, SINCE 2012**

Rank	Player	Games
1t.	Antonio Brown (OAK)	13
1t.	Julio Jones (ATL)	13
<b>3.</b>	<b>T.Y. Hilton (IND)</b>	<b>12</b>

**GHOST IN SMALL GROUP**

In 2018, Indianapolis wide receiver **T.Y. Hilton** registered the fifth 1,000-yard receiving season of his career. Since entering the NFL in 2012, he is one of only six players in the NFL to accomplish that feat.

**MOST 1,000-YARD RECEIVING SEASONS, SINCE 2012**

Rank	Player	Seasons
1t.	Antonio Brown (OAK)	6
1t.	Julio Jones (ATL)	6
<b>3t.</b>	<b>T.Y. Hilton (IND)</b>	<b>5</b>
3t.	Mike Evans (TB)	5
3t.	A.J. Green (CIN)	5
3t.	Demaryius Thomas (NE)	5

**WILKINS TAKING ADVANTAGE OF OPPORTUNITIES**

Colts rookie running back **Jordan Wilkins** registered 60 rushes for 336 yards (5.60) and one touchdown in 2018.

Among players with at least 60 carries this season, Wilkins' rushing average ranked second among running backs and fifth in the NFL.

**HIGHEST RUSHING AVERAGE, MIN. 60 RUSHES, 2018 REGULAR SEASON**

Rank	Player	Rush	Avg.
1.	Josh Allen (BUF)	89	7.09
2.	Mitchell Trubisky (CHI)	68	6.19
3.	C.J. Anderson (LAR)	67	6.01
4.	Russell Wilson (SEA)	67	5.61
<b>5.</b>	<b>Jordan Wilkins (IND)</b>	<b>60</b>	<b>5.60</b>

**REGULAR SEASON TEAM NOTES FROM 2018**
**MACK ATTACK**

In Weeks 7-8, Colts running back **Marlon Mack** registered the first two 100-yard rushing games of his career to become the first Colts running back since Joseph Addai in 2007 to have two straight games of 100 rushing yards or more.

Mack ranked first or tied for first over Weeks 7-8 in rushing yards (258, first), rushing touchdowns (three, tied-first), scrimmage yards (308, first) and scrimmage touchdowns (four, tied-first).

**MOST RUSHING YARDS IN WEEKS 7-8, 2018 REGULAR SEASON**

Rank	Player	Yds.
1.	<b>Marlon Mack (IND)</b>	<b>258</b>
2.	Adrian Peterson (WAS)	248
3.	Lamar Miller (HOU)	233
4.	Phillip Lindsay (DEN)	185
5.	Kerryon Johnson (DET)	180

**MOST RUSHING TOUCHDOWNS IN WEEKS 7-8, 2018 REGULAR SEASON**

Rank	Player	TDs
1t.	<b>Marlon Mack (IND)</b>	<b>3</b>
1t.	Lataavius Murray (MIN)	3
3.	Eight players	2

**MOST SCRIMMAGE YARDS IN WEEKS 7-8, 2018 REGULAR SEASON**

Rank	Player	Yds.
1.	<b>Marlon Mack (IND)</b>	<b>308</b>
2.	Mike Evans (TB)	286
3.	Todd Gurley II (LAR)	281
4.	Odell Beckham Jr. (NYG)	278
5.	Kerryon Johnson (DET)	270

**MOST SCRIMMAGE TOUCHDOWNS IN WEEKS 7-8, 2018 REGULAR SEASON**

Rank	Player	TDs
1t.	<b>Marlon Mack (IND)</b>	<b>4</b>
1t.	Todd Gurley II (LAR)	4
1t.	Kareem Hunt (KC)	4
4t.	Kenyan Drake (MIA)	3
4t.	DeAndre Hopkins (HOU)	3
4t.	Alvin Kamara (NO)	3
4t.	Lataavius Murray (MIN)	3

**DYNAMIC MACK**

In Week 7 vs. BUF (10/21), running back **Marlon Mack** registered a single-game career-high 159 scrimmage yards, including a single-game career-high two touchdowns (one rushing and one receiving).

Since 1970, Mack is one of six different Colts with 150+ scrimmage yards, one rushing touchdown and one receiving touchdown in a single game.

**COLTS PLAYERS WITH 150+ SCRIMMAGE YARDS, ONE RUSHING TD AND ONE RECEIVING TD IN A SINGLE GAME, SINCE 1970**

Player	Date	Yds.	Rush. TD	Rec. TD
<b>Marlon Mack</b>	<b>10/21/18</b>	<b>159</b>	<b>1</b>	<b>1</b>
Joseph Addai	11/16/08	153	1	1
Edgerrin James	9/3/00	164	1	1
Edgerrin James	11/21/99	199	2	1
Marshall Faulk	11/29/98	267	1	1
Curtis Dickey	9/18/83	159	1	1
Lydell Mitchell	10/12/75	160	2	2

**HINES A JACK OF ALL TRADES**

Colts rookie running back **Nyheim Hines** totaled 85 carries for 314 yards and two touchdowns. He also caught 63 passes for 425 yards and two touchdowns.

Among rookies, he ranked third in receptions and eighth in scrimmage yards.

**MOST RECEPTIONS BY ROOKIES, 2018 REGULAR SEASON**

Rank	Player	Rec.
1.	Saquon Barkley (NYG)	91
2.	Calvin Ridley (ATL)	84
3.	<b>Nyheim Hines (IND)</b>	<b>63</b>

**MOST SCRIMMAGE YARDS BY ROOKIES, 2018 REGULAR SEASON**

Rank	Player	Yds.
1.	Saquon Barkley (NYG)	2,028
2.	Phillip Lindsay (DEN)	1,278
3.	Nick Chubb (CLE)	1,145
4.	Sony Michel (NE)	981
5.	D.J. Moore (CAR)	960
6.	Kerryon Johnson (DET)	854
7.	Calvin Ridley (ATL)	848
8.	<b>Nyheim Hines (IND)</b>	<b>739</b>

**HINES RECORDING RECEPTIONS**

Indianapolis running back **Nyheim Hines** caught 63 passes in 2018, which was the third-most by a Colts rookie in a single season since 1970.

**MOST RECEPTIONS BY A COLTS ROOKIE, SINCE 1970**

Rank	Player	Rec.
1.	Bill Brooks (1986)	65
2.	Marvin Harrison (1996)	64
3.	<b>Nyheim Hines (2018)</b>	<b>63</b>
4.	Edgerrin James (1999)	62
5.	Austin Collie (2009)	60

**MULTIPLE RECEIVING TD GAMES**

Colts tight end **Eric Ebron** and wide receiver **T.Y. Hilton** are two of only 14 players in the NFL who registered multiple games with two or more touchdown receptions in 2018.

**MOST GAMES WITH 2 OR MORE TOUCHDOWN RECEPTIONS, 2018 REGULAR SEASON**

Rank	Player	Games
1.	Tyreek Hill (KC)	4
2t.	<b>Eric Ebron (IND)</b>	<b>3</b>
2t.	Antonio Brown (PIT)	3
2t.	Travis Kelce (KC)	3
2t.	Mike Williams (LAC)	3
6t.	<b>T.Y. Hilton (IND)</b>	<b>2</b>
6t.	Davante Adams (GB)	2
6t.	Amari Cooper (DAL)	2
6t.	Zach Ertz (PHI)	2
6t.	DeAndre Hopkins (HOU)	2
6t.	Zay Jones (BUF)	2
6t.	Josh Reynolds (LAR)	2
6t.	Calvin Ridley (ATL)	2
6t.	Michael Thomas (NO)	2

**NELSON PLAYS 100% OF OFFENSIVE SNAPS**

Indianapolis guard/center **Quenton Nelson** was the only Colts player to participate in all 1,136 offensive snaps last season. That total ranked sixth in the NFL and third amongst rookies behind Jessie Bates (1,186) and Derwin James (1,142).



**REGULAR SEASON TEAM NOTES FROM 2018**

**NELSON MAKING AN IMPACT**

Indianapolis guard/center **Quenton Nelson** was named the **NFL Offensive Rookie of the Month for October**. He became the first guard in NFL history and the seventh offensive lineman overall to win Rookie of the Month honors.

Nelson started Weeks 5-8 at left guard and helped the Colts to a 2-2 record in the month of October. In Weeks 5-8, Indianapolis scored 30 or more points in three straight games for the first time since 2010. Nelson provided protection for quarterback Andrew Luck to complete 100-of-156 passes for 1,061 yards with 14 touchdowns and five interceptions for a 100.4 passer rating over the last four weeks. Luck was sacked only once in the month of October.

In Week 7-8, the Colts rushed for over 200 yards in two straight games for the first time in the same season since 1985. The last time the Colts rushed for 200 yards or more in two straight games was over a two season span from 2003-04. Nelson helped pave the way for running back Marlon Mack to register the first two 100-yard rushing games of his career in Weeks 7-8. Over Weeks 7-8, Mack led or tied for the league lead in rushing yards (258, first), rushing touchdowns (three, tied-first), scrimmage yards (308, first) and scrimmage touchdowns (four, tied-first).

**Nelson and linebacker Darius Leonard became just the fifth and sixth Colts to earn NFL Rookie of the Month honors.**

**COLTS ALL-TIME NFL ROOKIES OF THE MONTH**

Player	Type	Month	Year
Edgerrin James (RB)	Off.	Sept.	1999
Edgerrin James (RB)	Off.	Nov.	1999
Dominic Rhodes (RB)	Off.	Dec.	2001
Dwight Freeney (DE)	Def.	Nov.	2002
Dwight Freeney (DE)	Def.	Dec.	2002
Joseph Addai (RB)	Off.	Nov.	2006
Darius Leonard (LB)	Def.	Sept.	2018
<b>Quenton Nelson (G/C)</b>	<b>Off.</b>	<b>Oct.</b>	<b>2018</b>

**COLTS TIGHT ENDS**

**Colts tight ends** totaled 21 receiving touchdowns and 108 receptions in 2018, which respectively ranked first and third by a tight end group in the NFL in 2018.

**MOST TIGHT END RECEIVING TOUCHDOWNS BY TEAMS, 2018 REGULAR SEASON**

Rank	Team	TDs
1.	IND	21
2.	KC	13
3.	PHI	12
4.	TB	11
5.	OAK	10

**MOST TIGHT END RECEPTIONS BY TEAMS, 2018 REGULAR SEASON**

Rank	Team	Rec.
1.	PHI	155
2.	KC	115
3.	IND	108
4.	SF	95
5.	OAK	91

The touchdown reception total is the most in single-season franchise history for a tight end group and the reception total ranks fifth.

**MOST TIGHT END RECEPTIONS IN A SINGLE SEASON, COLTS HISTORY**

Rank	Team	Rec.
1.	2009	121
2.	2010	112
3t.	2008	109
3t.	2016	109
5.	2018	108

**EBRON FINDING THE END ZONE**

Indianapolis tight end **Eric Ebron** caught 13 touchdowns in 2018, which is the most in Colts history by a tight end in a single season.

**MOST RECEIVING TOUCHDOWNS BY A TIGHT END IN A SINGLE SEASON, COLTS HISTORY**

Rank	Player	TDs
1.	<b>Eric Ebron (2018)</b>	13
2.	Dallas Clark (2007)	11
3.	Dallas Clark (2009)	10
4.	John Mackey (1966)	9
5t.	Marcus Pollard (2001)	8
5t.	Dwayne Allen (2014)	8
5t.	Coby Fleener (2014)	8

His 13 receiving touchdowns in 2018 are the fifth-best mark in Colts single-season history among all players.

**MOST RECEIVING TOUCHDOWNS IN A SINGLE SEASON, COLTS HISTORY**

Rank	Player	TDs
1t.	Marvin Harrison (2001)	15
1t.	Marvin Harrison (2004)	15
3t.	Raymond Berry (1959)	14
3t.	Marvin Harrison (2000)	14
5.	<b>Eric Ebron (2018)</b>	13

**EBRON A RED ZONE THREAT**

In the regular season, Colts tight end **Eric Ebron** compiled 10 receptions for 106 yards and 10 touchdowns in the red zone. Among tight ends, he ranked in the top-five in receptions (tied-third), receiving yards (third) and receiving touchdowns (first).

His 11 total red zone touchdowns (10 receiving, one rushing) tied for the fourth-most in the NFL.

**MOST RED ZONE RECEPTIONS BY A TIGHT END, 2018 REGULAR SEASON**

Rank	Player	Rec.
1t.	Zach Ertz (PHI)	16
1t.	Travis Kelce (KC)	16
3t.	<b>Eric Ebron (IND)</b>	10
3t.	Trey Burton (CHI)	10

**MOST RED ZONE RECEIVING YARDS BY A TIGHT END, 2018 REGULAR SEASON**

Rank	Player	Yds.
1.	Travis Kelce (KC)	129
2.	Zach Ertz (PHI)	118
3.	<b>Eric Ebron (IND)</b>	106

**MOST RED ZONE RECEIVING TOUCHDOWNS BY A TIGHT END, 2018 REGULAR SEASON**

Rank	Player	TDs
1.	<b>Eric Ebron (IND)</b>	10
2.	Travis Kelce (KC)	9
3.	Zach Ertz (PHI)	7

**MOST RED ZONE TOUCHDOWNS, 2018 REGULAR SEASON**

Rank	Player	TDs
1.	Todd Gurley II (LAR)	20
2.	Alvin Kamara (NO)	16
3.	Davante Adams (GB)	12
4t.	<b>Eric Ebron (IND)</b>	11
4t.	James Conner (PIT)	11
4t.	Christian McCaffrey (CAR)	11

**REGULAR SEASON TEAM NOTES FROM 2018**
**EBRON HAVING CAREER YEAR**

Among NFL tight ends in 2018, **Eric Ebron** had the most receiving touchdowns (13), was sixth in receptions (66) and was fifth in receiving yards (750). He was the only tight end in the league to have a rushing touchdown this season.

**Ebron was one of only eight players in the NFL to score at least 14 touchdowns.**

Ebron's 13 receiving touchdowns were tied for the second-most in the NFL among all players.

**MOST RECEIVING TOUCHDOWNS BY TIGHT ENDS,**
**2018 REGULAR SEASON**

Rank	Player	TDs
1.	<b>Eric Ebron (IND)</b>	13
2.	Travis Kelce (KC)	10
3.	Zach Ertz (PHI)	8
4t.	Cameron Brate (TB)	6
4t.	Trey Burton (PHI)	6
4t.	Jared Cook (OAK)	6

**MOST OVERALL TOUCHDOWNS, 2018 REGULAR SEASON**

Rank	Player	TDs
1.	Todd Gurley II (LAR)	21
2.	Alvin Kamara (NO)	18
3t.	Saquon Barkley (NYG)	15
3t.	Antonio Brown (PIT)	15
5t.	<b>Eric Ebron (IND)</b>	14
5t.	Melvin Gordon III (LAC)	14
5t.	Tyreek Hill (KC)	14
5t.	Kareem Hunt (KC)	14

**MOST RECEIVING TOUCHDOWNS, 2018 REGULAR SEASON**

Rank	Player	TDs
1.	Antonio Brown (PIT)	15
2t.	<b>Eric Ebron (IND)</b>	13
2t.	Davante Adams (GB)	13
4.	Tyreek Hill (KC)	12
5.	DeAndre Hopkins (HOU)	11

**MOST RECEPTIONS BY TIGHT ENDS,**
**2018 REGULAR SEASON**

Rank	Player	Rec.
1.	Zach Ertz (PHI)	116
2.	Travis Kelce (KC)	103
3.	George Kittle (SF)	88
4.	Austin Hooper (ATL)	71
5.	Jared Cook (OAK)	68
6.	<b>Eric Ebron (IND)</b>	66

**MOST RECEIVING YARDS BY TIGHT ENDS,**
**2018 REGULAR SEASON**

Rank	Player	Yds.
1.	George Kittle (SF)	1,377
2.	Travis Kelce (KC)	1,336
3.	Zach Ertz (PHI)	1,163
4.	Jared Cook (OAK)	896
5.	<b>Eric Ebron (IND)</b>	750

**EBRON STACKING POINTS**

Indianapolis tight end **Eric Ebron** compiled 14 touchdowns in 2018 for 84 points, which tied for the sixth-most points by a non-kicker in the NFL in 2018.

**MOST POINTS BY A NON-KICKER,**
**2018 REGULAR SEASON**

Rank	Player	Pts.
1.	Todd Gurley II (LAR)	132
2.	Alvin Kamara (NO)	114
3.	Saquon Barkley (NYG)	92
4.	Antonio Brown (PIT)	90
5.	Melvin Gordon III (LAC)	88
6t.	<b>Eric Ebron (IND)</b>	84
6t.	Tyreek Hill (KC)	84
6t.	Kareem Hunt (KC)	84

**EBRON HAS A DAY**

In Week 10 vs. JAX (11/11), tight end **Eric Ebron** caught three passes for 69 yards and two touchdowns. He also registered a two-yard rushing touchdown (first Colts tight end in team history to score a rushing touchdown).

**Ebron** became just the second tight end in NFL history to record two touchdown receptions and one rushing touchdown in the same game.

**NFL TIGHT ENDS WITH 2 TD RECEPTIONS AND 1 RUSHING TD IN A SINGLE GAME, NFL HISTORY**

Player	Date	Rec. TD	Rush TD
<b>Eric Ebron (IND)</b>	11/11/18 vs. JAX	2	1
Rob Gronkowski (NE)	12/4/11 vs. IND	2	1

**DEFENSE FORCING NEGATIVE PLAYS**

The **Indianapolis defense** finished in the top 10 in the NFL in forcing negative rushing plays (65, fifth) and negative plays (107, seventh).

**MOST OPPONENT NEGATIVE RUSHING PLAYS,**
**2018 REGULAR SEASON**

Rank	Team	Plays
1.	BUF	78
2.	TB	70
3.	ARZ	68
4.	CAR	66
5.	<b>IND</b>	65

**MOST OPPONENT NEGATIVE PLAYS,**
**2018 REGULAR SEASON**

Rank	Team	Plays
1.	ARZ	123
2.	BUF	119
3t.	CAR	116
3t.	TB	116
5.	MIN	110
6.	CLE	109
7.	<b>IND</b>	107

**DISRUPTING THE BACKFIELD**

The **Colts defense** ranked second in the NFL in tackles for loss (91.0) last season. Since 2008, it was the most tackles for loss in single-season team history.

**MOST TACKLES FOR LOSS, 2018 REGULAR SEASON**

Rank	Team	TFLs
1.	ARZ	99.0
2.	<b>IND</b>	91.0
3t.	BUF	88.0
3t.	MIN	88.0

Indianapolis was one of 11 teams to have multiple players with 12.0 tackles for loss and led the league with four players.

**TEAMS WITH MOST PLAYERS WITH AT LEAST**
**12.0 TACKLES FOR LOSS, 2018 REGULAR SEASON**

Rank	Team	Players
1.	<b>IND</b>	4
2.	TB	3
3t.	Nine teams	2

**DEFENSE STRONG IN FINAL 8 GAMES**

Over the final eight games of the regular season, the **Indianapolis defense** allowed the third-fewest points (131) in the NFL.

**FEWEST POINTS ALLOWED IN FINAL EIGHT GAMES,**
**2018 REGULAR SEASON**

Rank	Team	Pts.
1.	NE	123
2.	BAL	127
3.	<b>IND</b>	131

## REGULAR SEASON TEAM NOTES FROM 2018

### NO 100-YARD RUSHERS ALLOWED

In the regular season, the **Colts** were one of only three teams in the NFL to not allow a 100-yard rusher in 2018.

#### FEWEST 100-YARD RUSHING GAMES, 2018 REGULAR SEASON

Rank	Team	Games
1t.	IND	0
1t.	HOU	0
1t.	NO	0

Indianapolis did not allow a 100-yard rusher last season despite playing five of the top-10 rushers of the 2018 season.

#### MOST RUSHING YARDS, 2018 REGULAR SEASON

Rank	Player	Yds.	vs. Colts
1.	<b>Ezekiel Elliott (DAL)</b>	<b>1,434</b>	<b>87</b>
2.	<b>Saquon Barkley (NYG)</b>	<b>1,307</b>	<b>43</b>
3.	Todd Gurley II (LAR)	1,251	
4.	<b>Joe Mixon (CIN)</b>	<b>1,168</b>	<b>95</b>
5.	Chris Carson (SEA)	1,151	
6.	Christian McCaffrey (CAR)	1,098	
7.	<b>Derrick Henry (TEN)</b>	<b>1,059</b>	<b>46, 93</b>
8.	<b>Adrian Peterson (WAS)</b>	<b>1,042</b>	<b>20</b>
9.	Phillip Lindsay (DEN)	1,037	
10.	Nick Chubb (CLE)	996	

\*Players Indianapolis played against are bolded.

### DEFENSE AMONG BEST IN POINTS PER GAME

Over the final 11 weeks of the regular season, Indianapolis allowed 16.4 points per game, which was the fewest in the NFL over that time frame.

#### FEWEST POINTS PER GAME ALLOWED FROM WEEKS 7-17, 2018 REGULAR SEASON

Rank	Team	PPG.
1.	IND	16.4
2.	CHI	17.0
3.	NE	17.7
4.	HOU	17.9
5.	LAC	18.5

### DEFENSE STRONG INSIDE 30-YARD LINE

The **Colts defense** boasted a top-10 unit in inside the 30-yard line percentage (43.1, seventh).

#### LOWEST INSIDE-30 PERCENTAGE, 2018 REGULAR SEASON

Rank	Team	IN-30%
1.	CHI	38.2
2.	PHI	40.0
3.	TEN	40.4
4.	MIN	40.7
5.	JAX	41.0
6.	LAC	41.8
7.	IND	43.1

### PREVENTING TDS

Indianapolis did not allow a touchdown in four games in 2018, which led the NFL.

#### MOST GAMES WITH ZERO TOUCHDOWNS ALLOWED, 2018 REGULAR SEASON

Rank	Team	Games
1.	IND	4
2t.	Eight teams tied	2

### DEFENSE COLLECTING TURNOVERS

The **Colts defense** forced at least one turnover in a league-most 15-of-16 games in 2018, including multiple turnovers in seven games.

The Colts' had 26 takeaways (tied for 10th-most in the NFL) and finished among the league's best in fumble recoveries (11, tied-seventh) and forced fumbles (15, ninth).

#### COLTS DEFENSIVE TURNOVERS, WEEK BY WEEK, 2018 REGULAR SEASON

Week	Fumbles	INTs	Total
Week 1 vs. CIN	1	1	2
Week 2 at WAS	1	0	1
Week 3 at PHI	1	1	2
Week 4 vs. HOU	0	1	1
Week 5 at NE	0	2	2
Week 6 at NYJ	1	1	2
Week 7 vs. BUF	2	3	5
Week 8 at OAK	1	0	1
Week 10 vs. JAX	1	0	1
Week 11 vs. TEN	0	2	2
Week 12 vs. MIA	1	0	1
Week 13 at JAX	1	0	1
Week 14 at HOU	0	0	0
Week 15 vs. DAL	0	1	1
Week 16 vs. NYG	0	1	1
Week 17 at TEN	1	2	3
<b>Total</b>	<b>11</b>	<b>15</b>	<b>26</b>

#### MOST FUMBLE RECOVERIES, 2018 REGULAR SEASON

Rank	Team	FRs
1t.	CLE	14
1t.	HOU	14
1t.	SEA	14
4t.	KC	12
4t.	LAR	12
4t.	NO	12
7t.	IND	11
7t.	BUF	11
7t.	DAL	11
7t.	WAS	11

#### MOST FORCED FUMBLES, 2018 SEASON

Rank	Team	FFs
1.	KC	21
2.	HOU	20
3t.	BUF	19
3t.	NO	19
3t.	SEA	19
6t.	CHI	18
6t.	WAS	18
8.	CLE	16
9.	IND	15

### COLTS GETTING AFTER THE QB

The **Colts defense** boasted three players with at least 5.5 sacks in 2018 in defensive tackle/defensive end **Denico Autry** (9.0), linebacker **Darius Leonard** (7.0) and defensive end **Jabaal Sheard** (5.5).

In 2018, Indianapolis was one of 12 teams to have at least three players register 5.5 sacks or more for them. It marked the first time since 2005 that the Colts had four players with at least 5.0 sacks.

#### MOST PLAYERS WITH AT LEAST 5.5 SACKS WITH ONE TEAM, 2018 REGULAR SEASON

Rank	Team	Players
1.	PIT	5
2t.	BAL	4
2t.	KC	4
4t.	IND	3
4t.	ATL	3
4t.	CIN	3
4t.	DAL	3
4t.	DET	3
4t.	PHI	3
4t.	SF	3
4t.	TB	3
4t.	WAS	3

**REGULAR SEASON TEAM NOTES FROM 2018**
**DRAWING PENALTIES**

The Colts ranked tied for first in the NFL in opponent penalties called (154) and second in opponent penalties accepted (131) last season.

**MOST OPPONENT PENALTIES CALLED, 2018 REGULAR SEASON**

Rank	Team	Called
1t.	IND	154
1t.	PIT	154
3.	TB	149
4.	CLE	147
5.	DEN	144

**MOST OPPONENT PENALTIES ACCEPTED, 2018 REGULAR SEASON**

Rank	Team	Accepted
1.	PIT	136
2.	IND	131
3.	TB	127
4.	DEN	123
5.	TEN	120

**NO 50+ YARD RUSHES ALLOWED**

The Colts were one of 11 teams to not allow a rushing play of 50+ yards in 2018.

**FEWEST RUSHES OF 50+ YARDS ALLOWED, 2018 REGULAR SEASON**

Rank	Team	Rushes
1t.	IND	0
1t.	BAL	0
1t.	BUF	0
1t.	CHI	0
1t.	GB	0
1t.	HOU	0
1t.	KC	0
1t.	LAC	0
1t.	NO	0
1t.	NYJ	0
1t.	SF	0
12t.	11 teams	1

**DEFENSE PREVENTING POINTS**

The **Indianapolis defense** allowed 344 points in 2018, which ranked 10th in the league.

**FEWEST DEFENSIVE POINTS ALLOWED, 2018 REGULAR SEASON**

Rank	Team	Pts.
1.	CHI	283
2.	BAL	287
3.	TEN	303
4t.	HOU	316
4t.	JAX	316
6.	DAL	324
7.	NE	325
8.	LAC	329
9.	MIN	341
10.	IND	344

**AVOIDING THE BIG PLAY**

The **Colts defense** allowed 52 plays of 20+ yards, which tied for the sixth-fewest in the NFL in 2018.

**FEWEST 20+ YARD PLAYS ALLOWED, 2018 REGULAR SEASON**

Rank	Team	Plays
1.	CHI	46
2t.	BUF	48
2t.	JAX	48
4t.	BAL	50
4t.	MIN	50
6t.	IND	52
6t.	DAL	52

**AUTRY HAS A DAY**

In Week 13 vs. JAX (12/2), Indianapolis defensive tackle/defensive end **Denico Autry** compiled seven tackles (six solo), 3.0 tackles for loss, 3.0 sacks, four quarterback hurries and two forced fumbles. He established career highs in sacks, forced fumbles and quarterback hurries.

Since 1994, Autry became just the seventh player to tally at least 3.0 tackles for loss, at least 3.0 sacks and at least two forced fumbles in a single game.

**SINGLE GAMES WITH 3.0+ TFLS, 3.0+ SACKS AND 2 FORCED FUMBLES, SINCE 1994**

Player	Date	TFLs	Sacks	FF
<b>Denico Autry (IND)</b>	12/2/18 at JAX	3.0	3.0	2
Von Miller (DEN)	9/9/18 vs. SEA	3.0	3.0	2
Adrian Clayborn (ATL)	11/12/17 vs. DAL	3.0	6.0	2
Aldon Smith (SF)	11/19/12 vs. CHI	4.0	5.5	2
Jason Jones (TEN)	12/21/08 vs. PIT	3.0	3.5	3
DeMarcus Ware (DAL)	12/14/08 vs. NYG	3.0	3.0	2
Julius Peppers (CAR)	11/9/08 at OAK	3.0	3.0	2

**AUTRY DOMINANT IN DECEMBER**

In the month of December, Colts defensive tackle/defensive end **Denico Autry** ranked tied for third in the NFL in sacks (6.0) and tackles for loss (7.0) while tying for second in forced fumbles (two) over Weeks 13-17. Autry also recorded 15 tackles (12 solo), one pass defended and blocked one kick.

**MOST SACKS IN DECEMBER, 2018 REGULAR SEASON**

Rank	Player	Sacks
1t.	Fletcher Cox (PHI)	6.5
1t.	Chris Jones (KC)	6.5
3t.	<b>Denico Autry (IND)</b>	6.0
3t.	Aaron Donald (LAR)	6.0
3t.	Olivier Vernon (NYG)	6.0

**MOST TACKLES FOR LOSS IN DECEMBER, 2018 REGULAR SEASON**

Rank	Player	TFLs
1.	Aaron Donald (LAR)	9.0
2.	Calais Campbell (JAX)	8.0
3t.	<b>Denico Autry (IND)</b>	7.0
3t.	Michael Bennett (PHI)	7.0
3t.	DeForest Buckner (SF)	7.0
3t.	Fletcher Cox (PHI)	7.0

**AUTRY PLAYER OF THE WEEK**

Indianapolis defensive tackle/defensive end **Denico Autry** was named the **AFC Defensive Player of the Week for Week 14**. It marked the first time that Autry had earned the award in his career.

In the Colts' 24-21 win over the Houston Texans, Autry compiled four tackles (three solo), 2.0 tackles for loss and 2.0 sacks. Autry's performance came after a 3.0-sack game against the Jacksonville Jaguars in Week 13. He became the first Colt since Robert Mathis in 2013 to register 2.0 sacks or more in two straight games.

**LEONARD AND ADAMS TACKLES FOR LOSS**

Colts linebacker **Darius Leonard** registered 12.0 tackles for loss in 2018, which is the second-most by a Colts rookie in a single season.

Fellow rookie linebacker **Matthew Adams** tallied 5.0 tackles for loss, which is tied for the fifth-most by a Colts rookie in a single season.

**MOST TACKLES FOR LOSS BY A ROOKIE IN A SINGLE SEASON, COLTS HISTORY**

Rank	Player	TFLs
1.	Dwight Freeney (2002)	20.0
2.	<b>Darius Leonard (2018)</b>	12.0
3.	Jerrell Freeman (2012)	7.0
4.	Mike Peterson (1999)	6.0
5t.	<b>Matthew Adams (2018)</b>	5.0
5t.	Henry Anderson (2015)	5.0
5t.	Mike Doss (2003)	5.0
5t.	Jonathan Newsome (2014)	5.0

REGULAR SEASON TEAM NOTES FROM 2018

ROOKIES LEADING IN QB TAKEDOWNS

Indianapolis linebacker **Darius Leonard** (7.0) and defensive end **Kemoko Turay** (4.0), each ranked in the top-10 in the NFL in sacks among rookies in 2018.

MOST SACKS AMONG ROOKIES, 2018 REGULAR SEASON

Rank	Player	Sacks
1.	Bradley Chubb (DEN)	12.0
2.	<b>Darius Leonard (IND)</b>	<b>7.0</b>
3.	Sam Hubbard (CIN)	6.0
4.	B.J. Hill (NYG)	5.5
5t.	Da'Ron Payne (WAS)	5.0
5t.	Roquan Smith (CHI)	5.0
7t.	Genard Avery (CLE)	4.5
7t.	Marcus Davenport (NO)	4.5
7t.	Harold Landry (TEN)	4.5
10t.	<b>Kemoko Turay (IND)</b>	<b>4.0</b>
10t.	Lorenzo Carter (NYG)	4.0
10t.	Maurice Hurst (OAK)	4.0

Additionally, **Turay** finished with the fourth-most quarterback hits (13) among rookies.

MOST QB HITS AMONG ROOKIES, 2018 REGULAR SEASON

Rank	Player	Hits
1.	Bradley Chubb (DEN)	21
2t.	Genard Avery (CLE)	14
2t.	Harold Landry (TEN)	14
4.	<b>Kemoko Turay (IND)</b>	<b>13</b>

LEONARD TALLYING TACKLES

Despite missing Week 5 at NE (10/4), Colts linebacker **Darius Leonard** led the NFL in total tackles (163) and solo tackles (111).

MOST TOTAL TACKLES, 2018 REGULAR SEASON

Rank	Player	Tackles
1.	<b>Darius Leonard (IND)</b>	<b>163</b>
2.	Blake Martinez (GB)	144
3t.	Leighton Vander Esch (DAL)	138
3t.	Bobby Wagner (SEA)	138
5.	Anthony Hitchens (KC)	135

MOST SOLO TACKLES, 2018 REGULAR SEASON

Rank	Player	Tackles
1.	<b>Darius Leonard (IND)</b>	<b>111</b>
2.	Leighton Vander Esch (DAL)	102
3.	Telvin Smith Sr. (JAX)	100
4.	Antoine Bethea (ARZ)	99
5.	Lavonte David (TB)	94

10+ TACKLE GAMES

Indianapolis linebacker **Darius Leonard** tied for the most games with 10 or more tackles (seven) in the NFL in 2018.

MOST 10+ TACKLE GAMES, 2018 REGULAR SEASON

Rank	Player	Games
1t.	<b>Darius Leonard (IND)</b>	<b>7</b>
1t.	Mason Foster (WAS)	7
1t.	Luke Kuechly (CAR)	7
1t.	Blake Martinez (GB)	7
5t.	Seven players	6

MANIAC ON RECORD PACE

Since 1970, Colts linebacker **Darius Leonard** registered the third-most tackles by an NFL rookie.

MOST TOTAL TACKLES AS A ROOKIE, SINCE 1970

Rank	Player	Tackles
1.	Patrick Willis (2007)	174
2.	Luke Kuechly (2012)	164
3.	<b>Darius Leonard (2018)</b>	<b>163</b>
4.	Kiko Alonso (2013)	159
5.	DeMeco Ryans (2006)	156

LEONARD SINGLE-SEASON ALL-TIME TACKLER

Indianapolis linebacker **Darius Leonard** compiled 163 total tackles in 2018, which is the most in Colts single-season history since 1994.

MOST TOTAL TACKLES IN A SINGLE SEASON, COLTS HISTORY

Rank	Player	Tts
1.	<b>Darius Leonard (2018)</b>	<b>163</b>
2.	Jeff Herrod (1991)	160
3.	Mike Peterson (2000)	158
4t.	Quentin Coryatt (1993)	150
4t.	D'Qwell Jackson (2015)	150

LEONARD QB TAKEDOWNS

Indianapolis linebacker **Darius Leonard** registered 7.0 sacks in 2018, which is the third-most by a Colts rookie in a single season since 1970.

MOST SACKS BY A COLTS ROOKIE IN A SINGLE SEASON, SINCE 1970

Rank	Player	Sacks
1.	Dwight Freeney (2002)	13.0
2.	Vernon Maxwell (1983)	11.0
3.	<b>Darius Leonard (2018)</b>	<b>7.0</b>
4.	Jonathan Newsome (2014)	6.5
5.	Duane Bickett (1985)	6.0

MANIAC PRODUCING

Colts linebacker **Darius Leonard** is one of only two NFL players to register 160+ total tackles and 7.0+ sacks in a single season.

PLAYERS WITH 160+ TOTAL TACKLES AND 7.0+ SACKS IN A SINGLE SEASON, NFL HISTORY

Rank	Player	Tackles	Sacks
2018	<b>Darius Leonard (IND)</b>	<b>163</b>	<b>7.0</b>
1991	Broderick Thomas (TB)	174	11.0

PUNCHING THE FOOTBALL

Indianapolis linebacker **Darius Leonard** led all rookies and tied for sixth in the NFL in forced fumbles (four) in 2018.

MOST FORCED FUMBLES, 2018 REGULAR SEASON

Rank	Player	FFs
1t.	Dee Ford (KC)	7
1t.	J.J. Watt (HOU)	7
3t.	Khalil Mack (CHI)	6
3t.	T.J. Watt (PIT)	6
5.	Justin Houston (KC)	5
6t.	<b>Darius Leonard (IND)</b>	<b>4</b>
6t.	Frank Clark (SEA)	4
6t.	Aaron Donald (LAR)	4
6t.	Marshon Lattimore (NO)	4
6t.	Von Miller (DEN)	4

## REGULAR SEASON TEAM NOTES FROM 2018

### MOORE II AND DESIR HAVE CAREER YEARS

Colts cornerback **Kenny Moore II** compiled 76 tackles (63 solo), 4.0 tackles for loss, 1.5 sacks, 11 passes defended, three interceptions, one forced fumble and one special teams tackle. All numbers were personal career highs and the one forced fumble tied his career high.

Fellow cornerback **Pierre Desir** finished with 79 tackles (60 solo), 2.0 tackles for loss, eight passes defended, one interception, two forced fumbles and one fumble recovery. All of his totals were career highs and his one interception tied his career high.

Among cornerbacks in the 2018 regular season, the duo each ranked in the top-five in tackles.

#### MOST TACKLES AMONG CORNERBACKS, 2018 REGULAR SEASON

Rank	Player	Tackles
1.	Damarious Randall (CLE)	84
2.	Kendall Fuller (KC)	82
3.	<b>Pierre Desir (IND)</b>	<b>79</b>
4.	Quandre Diggs (DET)	78
5t.	<b>Kenny Moore II (IND)</b>	<b>76</b>
5t.	Logan Ryan (TEN)	76

### NFL DEFENSIVE ROOKIE OF THE MONTH

Colts linebacker **Darius Leonard** was named the **NFL Defensive Rookie of the Month for September**.

In the first month of the season, Leonard started all four games and totaled 54 tackles (38 solo), 7.0 tackles for loss, 4.0 sacks, two passes defended, one forced fumble and one fumble recovery. At the time of his recognition, he led the NFL in total tackles and solo tackles, ranked third in tackles for loss and was tied for sixth in sacks. Leonard was the only player in the NFL with at least 25 tackles and 4.0 sacks in the first month of the season.

Since at least 1994, Leonard's 54 tackles through the first four games are the most by any player through a team's first four games. He is the only player in the NFL to have 50 or more tackles and 4.0 sacks or more through the first four games of a season since at least 1994.

**Leonard and guard/center Quenton Nelson became just the fifth and sixth Colts to earn NFL Rookie of the Month honors.**

#### COLTS ALL-TIME NFL ROOKIES OF THE MONTH

Player	Type	Month	Year
Edgerrin James (RB)	Off.	Sept.	1999
Edgerrin James (RB)	Off.	Nov.	1999
Dominic Rhodes (RB)	Off.	Dec.	2001
Dwight Freeney (DE)	Def.	Nov.	2002
Dwight Freeney (DE)	Def.	Dec.	2002
Joseph Addai (RB)	Off.	Nov.	2006
<b>Darius Leonard (LB)</b>	<b>Def.</b>	<b>Sept.</b>	<b>2018</b>
Quenton Nelson (G/C)	Off.	Oct.	2018

### LEONARD PEPSI NFL ROOKIE OF THE WEEK

Colts linebacker **Darius Leonard** was named the **Pepsi NFL Rookie of the Week for Week 8** after compiling a team-high nine tackles (four solo), including a game-sealing forced fumble in the fourth quarter.

**Leonard** also won the award in Week 2.

### DEFENSIVE PLAYER OF THE WEEK

Colts linebacker **Darius Leonard** was named AFC Defensive Player of the Week two times (Week 2, Week 17) in 2018.

**Leonard became the first Colts rookie to earn Defensive Player of the Week honors multiple times.** He joined Marvin Harrison (AFC Special Teams Player of the Week and AFC Offensive Player of the Week in 1996) and Edgerrin James (AFC Offensive Player of the Week two times in 1999) as the only Indianapolis rookies to earn Player of the Week honors multiple times. The Colts have had 10 rookies earn NFL Player of the Week recognition on 13 occasions.

Leonard became just the fourth Colts rookie to earn AFC Defensive Player of the Week honors.

#### COLTS ALL-TIME PLAYERS OF THE WEEK, ROOKIES

Player	Type	Week	Year
Steve Emtman (DE)	Def.	8	1992
Marvin Harrison (PR)	ST	2	1996
Marvin Harrison (WR)	Off.	16	1996
Peyton Manning (QB)	Off.	11	1998
Edgerrin James (RB)	Off.	8	1999
Edgerrin James (RB)	Off.	11	1999
Dwight Freeney (DE)	Def.	10	2002
Joseph Addai (RB)	Off.	12	2006
Andrew Luck (QB)	Off.	9	2012
T.Y. Hilton (PR)	ST	12	2012
Jonathan Newsome (OLB)	Def.	17	2014
<b>Darius Leonard (LB)</b>	<b>Def.</b>	<b>2</b>	<b>2018</b>
<b>Darius Leonard (LB)</b>	<b>Def.</b>	<b>17</b>	<b>2018</b>

### MANIAC DEFENSIVE PLAYER OF THE MONTH

Indianapolis linebacker **Darius Leonard** was named the **AFC Defensive Player of the Month for December**. He joined Edgerrin James (1999) as the only Colts to win AFC Player of the Month recognition as a rookie.

In the month of December, Leonard totaled 49 tackles (34 solo), 3.0 tackles for loss, 1.0 sack, five passes defended and one interception. He helped guide the Colts to a 4-1 record, including a Wild Card playoff berth. Among all players, Leonard tied for the second-most tackles in the month of December. He was one of just two players in the NFL to tally at least 40 tackles, 3.0 tackles for loss, 1.0 sack and one interception.

### MOST MADE FIELD GOALS IN NFL HISTORY

In Week 4 vs. HOU (9/30), kicker **Adam Vinatieri** converted two field goals. On his first attempt in the second quarter, he connected on a 42-yard field goal to pass Morten Andersen (565) for the most made field goals in NFL history.

#### MOST MADE FIELD GOALS, NFL HISTORY

Rank	Player	FGs
1.	<b>Adam Vinatieri</b>	<b>582</b>
2.	Morten Andersen	565
3.	Gary Anderson	538
4.	Jason Hanson	495
5.	John Carney	478

### MOST POINTS IN NFL HISTORY

In Week 8 at OAK (10/28), kicker **Adam Vinatieri** made 2-of-2 field goals and was 4-of-4 on PATs for 10 points to pass Morten Andersen (2,544) for the most points in NFL history.

#### MOST POINTS, NFL HISTORY

Rank	Player	Pts.
1.	<b>Adam Vinatieri</b>	<b>2,600</b>
2.	Morten Andersen	2,544
3.	Gary Anderson	2,434
4.	Jason Hanson	2,150
5.	John Carney	2,082

## REGULAR SEASON TEAM NOTES FROM 2018

### VINATIERI PLAYER OF THE WEEK

Colts kicker **Adam Vinatieri** was named the **AFC Special Teams Player of the Week for Week 8**. It marked the 18th time he had earned Player of the Week recognition in his career, which is the most by any kicker in NFL history.

In the Colts' 42-28 win over the Oakland Raiders, Vinatieri converted 2-of-2 field goals and 4-of-4 PATs for 10 points. After converting a PAT and a 26-yard field goal in the first quarter, Vinatieri made a 25-yard field goal towards the end of the first half to pass Morten Andersen for the most career points by any player in NFL history. Vinatieri now sits at 2,600 points over his 23-year career.

### ROGERS' SOLID PUNT RETURN AVERAGE

Colts wide receiver **Chester Rogers** ranked 11th in the NFL in punt return average (9.3) in 2018.

#### HIGHEST PUNT RETURN AVERAGE, 2018 REGULAR SEASON

Rank	Team	Avg.
1.	Andre Roberts (NYJ)	14.1
2.	Dwayne Harris (OAK)	14.1
3.	Desmond King II (LAC)	13.8
4.	Cyrus Jones (BAL)	13.2
5.	Tarik Cohen (CHI)	12.5
6.	Marcus Sheels (MIN)	12.0
7.	JoJo Natson Jr. (LAR)	10.8
8.	Tyreek Hill (KC)	10.7
9.	Alex Erickson (CIN)	10.6
10.	DeAndre Carter (HOU)	9.6
11.	<b>Chester Rogers (IND)</b>	<b>9.3</b>

### RIGO'S STRONG AVERAGES

Colts punter **Rigoberto Sanchez** punted 57 times for 2,629 yards in 2018. He ranked third in the NFL (first in the AFC) in net punting average (42.7) and ninth in punting average (46.1).

#### HIGHEST NET PUNTING AVERAGE, 2018 REGULAR SEASON

Rank	Player	Avg.
1.	Thomas Morstead (NO)	43.2
2.	Johnny Hekker (LAR)	43.0
3.	<b>Rigoberto Sanchez (IND)</b>	<b>42.7</b>

#### HIGHEST PUNTING AVERAGE, 2018 REGULAR SEASON

Rank	Player	Avg.
1.	Andy Lee (ARZ)	48.6
2.	Drew Kaser (GB)	48.4
3.	Michael Dickson (SEA)	48.2
4.	Cameron Johnston (PHI)	48.1
5.	Sam Koch (BAL)	47.4
6.	Brett Kern (TEN)	47.1
7.	Thomas Morstead (NO)	46.4
8.	Johnny Hekker (LAR)	46.3
9.	<b>Rigoberto Sanchez (IND)</b>	<b>46.1</b>

### RIGO'S KICKOFF TOUCHBACKS

Indianapolis punter **Rigoberto Sanchez** registered 59 kickoff touchbacks, which was the fifth-most in the NFL in 2018.

#### MOST KICKOFF TOUCHBACKS, 2018 SEASON

Rank	Player	TBs
1.	Harrison Butker (KC)	72
2.	Cody Parkey (CHI)	65
3.	Wil Lutz (NO)	64
4.	Jason Myers (NYJ)	60
5.	<b>Rigoberto Sanchez (IND)</b>	<b>59</b>

### COVERAGE TEAMS AMONG BEST

The **Colts special teams** ranked first in the NFL in punt return average allowed (4.4) and ninth in kickoff return average allowed (22.0).

#### LOWEST PUNT RETURN AVERAGE ALLOWED, 2018 REGULAR SEASON

Rank	Team	Ret	Yds.	Avg.
1.	IND	21	93	4.4
2.	JAX	37	184	5.0
3.	NO	12	60	5.0
4.	KC	17	97	5.7
5.	MIN	31	188	6.1

#### LOWEST KICKOFF RETURN AVERAGE ALLOWED, 2018 REGULAR SEASON

Rank	Team	Ret	Yds.	Avg.
1.	JAX	21	374	17.8
2.	NYG	28	570	20.4
3.	HOU	33	682	20.7
4.	DEN	28	581	20.8
5.	PIT	35	727	20.8
6.	TB	34	714	21.0
7.	ARI	27	583	21.6
8.	LAC	61	1,322	21.7
9.	IND	27	595	22.0

### NO 20+ YARD PUNT RETURNS ALLOWED

The Colts were one of just three teams to not allow a punt return of 20+ yards in 2018.

#### FEWEST PUNT RETURNS OF 20+ YARDS ALLOWED, 2018 REGULAR SEASON

Rank	Team	Returns
1t.	IND	0
1t.	CHI	0
1t.	NO	0
4t.	Nine teams	1

### LIMITING THE 20+ YARD KICKOFF RETURNS

Indianapolis allowed 12 kickoff returns of 20+ yards in 2018, which tied for the fifth-fewest in the NFL.

#### FEWEST KICKOFF RETURNS OF 20+ YARDS ALLOWED, 2018 REGULAR SEASON

Rank	Team	Returns
1.	MIA	7
2.	WAS	8
3.	JAX	9
4.	CAR	11
5t.	IND	12
5t.	PHI	12

### AUTRY LEADS NFL IN BLOCKED KICKS

Since 2013, Colts defensive tackle/defensive end **Denico Autry** leads the NFL with eight blocked kicks.

In 2018, Autry compiled one blocked field goal and one blocked PAT.

#### MOST BLOCKED KICKS, SINCE 2013

Rank	Team	Blocks
1.	<b>Denico Autry (IND)</b>	<b>8</b>
2t.	Lawrence Guy (NE)	5
2t.	Ra'Shede Hageman (FA)	5
2t.	J.J. Watt (HOU)	5
5t.	Many tied	4

## TIGHT END ERIC EBRON 6-4 - 253 POUNDS - NORTH CAROLINA 6TH NFL SEASON

- For his career, he has 252 receptions for 2,820 yards (11.2 avg.) and 24 touchdowns. He also has two rushing touchdowns.
- Named to the 2019 Pro Bowl (first of his career).
- Among NFL tight ends in 2018, he had the most receiving touchdowns (13), was sixth in receptions (66) and was fifth in receiving yards (750).
- In 2018, he was the only tight end in the NFL to have a rushing touchdown.
- Was one of eight players in the NFL to score at least 14 touchdowns in 2018.
- His 13 receiving touchdowns in 2018 were a Colts single-season tight end record and ranked fifth in franchise history among all players.
- His 13 receiving touchdowns tied for the second-most in the NFL among all players in 2018.
- His 84 points tied for the sixth-most points by a non-kicker in the NFL in 2018.
- In Week 10 vs. JAX (11/11/18), he became just the second tight end in NFL history to record two touchdown receptions and one rushing touchdown in the same game.

### EBRON HAS A DAY

In Week 10 vs. JAX (11/11/18), **Ebron** caught three passes for 69 yards and two touchdowns. He also registered a two-yard rushing touchdown (first Colts tight end in team history to score a rushing touchdown).

**Ebron** became just the second tight end in NFL history to record two touchdown receptions and one rushing touchdown in the same game.

#### NFL TIGHT ENDS WITH 2 TD RECEPTIONS AND 1 RUSHING TD IN A SINGLE GAME, NFL HISTORY

Player	Date	Rec. TD	Rush TD
<b>Eric Ebron (IND)</b>	11/11/18 vs. JAX	2	1
Rob Gronkowski (NE)	12/4/11 vs. IND	2	1

### EBRON FINDING THE END ZONE

Indianapolis tight end **Eric Ebron** caught 13 touchdowns in 2018, which is the most in Colts history by a tight end in a single season.

#### MOST RECEIVING TOUCHDOWNS BY A TIGHT END IN A SINGLE SEASON, COLTS HISTORY

Rank	Player	TDs
1.	<b>Eric Ebron (2018)</b>	13
2.	Dallas Clark (2007)	11
3.	Dallas Clark (2009)	10
4.	John Mackey (1986)	9
5t.	Marcus Pollard (2001)	8
5t.	Dwayne Allen (2014)	8
5t.	Coby Fleener (2014)	8

His 13 receiving touchdowns in 2018 were the fifth-best mark in Colts single-season history among all players.

#### MOST RECEIVING TOUCHDOWNS IN A SINGLE SEASON, COLTS HISTORY

Rank	Player	TDs
1t.	Marvin Harrison (2001)	15
1t.	Marvin Harrison (2004)	15
3t.	Raymond Berry (1959)	14
3t.	Marvin Harrison (2000)	14
5.	<b>Eric Ebron (2018)</b>	13

### EBRON HAS CAREER YEAR

Among NFL tight ends in 2018, **Eric Ebron** had the most receiving touchdowns (13), was sixth in receptions (66) and was fifth in receiving yards (750). He was the only tight end in the league to have a rushing touchdown in 2018.

**Ebron was one of only eight players in the NFL to score at least 14 touchdowns.**

Ebron's 13 receiving touchdowns were tied for the second-most in the NFL among all players.

#### MOST RECEIVING TOUCHDOWNS BY TIGHT ENDS,

##### 2018 REGULAR SEASON

Rank	Player	TDs
1.	<b>Eric Ebron (IND)</b>	13
2.	Travis Kelce (KC)	10
3.	Zach Ertz (PHI)	8
4t.	Cameron Brate (TB)	6
4t.	Trey Burton (PHI)	6
4t.	Jared Cook (OAK)	6

#### MOST OVERALL TOUCHDOWNS, 2018 REGULAR SEASON

Rank	Player	TDs
1.	Todd Gurley II (LAR)	21
2.	Alvin Kamara (NO)	18
3t.	Saquon Barkley (NYG)	15
3t.	Antonio Brown (PIT)	15
5t.	<b>Eric Ebron (IND)</b>	14
5t.	Melvin Gordon III (LAC)	14
5t.	Tyreek Hill (KC)	14
5t.	Kareem Hunt (FA)	14

#### MOST RECEIVING TOUCHDOWNS, 2018 REGULAR SEASON

Rank	Player	TDs
1.	Antonio Brown (PIT)	15
2t.	<b>Eric Ebron (IND)</b>	13
2t.	DeVante Adams (GB)	13
4.	Tyreek Hill (KC)	12
5.	DeAndre Hopkins (HOU)	11

#### MOST RECEPTIONS BY TIGHT ENDS,

##### 2018 REGULAR SEASON

Rank	Player	Rec.
1.	Zach Ertz (PHI)	116
2.	Travis Kelce (KC)	103
3.	George Kittle (SF)	88
4.	Austin Hooper (ATL)	71
5.	Jared Cook (OAK)	68
6.	<b>Eric Ebron (IND)</b>	66

#### MOST RECEIVING YARDS BY TIGHT ENDS,

##### 2018 REGULAR SEASON

Rank	Player	Yds.
1.	George Kittle (SF)	1,377
2.	Travis Kelce (KC)	1,336
3.	Zach Ertz (PHI)	1,163
4.	Jared Cook (OAK)	896
5.	<b>Eric Ebron (IND)</b>	750

### EBRON STACKING POINTS

Indianapolis tight end **Eric Ebron** compiled 14 touchdowns in 2018 for 84 points, which tied for the sixth-most points by a non-kicker in the NFL in 2018.

#### MOST POINTS BY A NON-KICKER,

##### 2018 REGULAR SEASON

Rank	Player	Pts.
1.	Todd Gurley II (LAR)	132
2.	Alvin Kamara (NO)	114
3.	Saquon Barkley (NYG)	92
4.	Antonio Brown (PIT)	90
5.	Melvin Gordon III (LAC)	88
6t.	<b>Eric Ebron (IND)</b>	84
6t.	Tyreek Hill (KC)	84
6t.	Kareem Hunt (FA)	84



## WIDE RECEIVER T.Y. HILTON 5-10 - 183 POUNDS - FLORIDA INTERNATIONAL BTH NFL SEASON

- For his career, he has 507 receptions for 8,097 yards (16.0 avg.) and 40 touchdowns.
- Named to four consecutive Pro Bowls from 2014-17.
- Since 2012, he has five 1,000-yard receiving seasons. He is one of only six players to accomplish that feat.
- Is just the fourth Colt to reach 7,000 career receiving yards, joining Marvin Harrison (14,580), Reggie Wayne (14,345) and Raymond Berry (9,275).
- His 33 career 100-yard receiving games rank third in franchise history.
- Has 12 career 150-yard or more receiving games, which is the most in Colts history.
- Since entering the NFL in 2012, his 94 total receptions of 25+ yards are the most in the NFL.
- Since entering the NFL in 2012, his 16.0 average yards per reception is the highest among all NFL players with at least 400 receptions over that time frame.
- Set the franchise record for the most receiving yards (1,944) and 100-yard games (10) and ranks second for the most receptions (132) in a Colts player's first two seasons with the team.
- Established a Colts rookie record with five 100-yard receiving games in 2012 and finished with the second-most receiving yards (861) by a rookie in franchise history.

### HILTON TOPS 1,000

Hilton has topped the 1,000-yard receiving mark in four seasons (2013-16, 18). He is only the third player in franchise history to post five or more career 1,000-yard receiving seasons.

#### MOST 1,000-YARD RECEIVING SEASONS, COLTS HISTORY

Player	Years	Seasons
Marvin Harrison	1996-2008	8
Reggie Wayne	2001-2014	8
<b>T.Y. Hilton</b>	<b>2012-2016, 18</b>	<b>5</b>

### GHOST AMONG BEST SINCE 2012

Since entering the NFL in 2012, Hilton is ranked in the top 10 in receiving yards (8,097, fourth) and receptions (507, eighth).

#### MOST RECEIVING YARDS, SINCE 2012

Rank	Player	YDs
1.	Antonio Brown (OAK)	9,932
2.	Julio Jones (ATL)	9,772
3.	Demaryius Thomas (NE)	8,496
<b>4.</b>	<b>T.Y. Hilton (IND)</b>	<b>8,097</b>
5.	A.J. Green (CIN)	7,850

#### MOST RECEPTIONS, SINCE 2012

Rank	Player	Rec.
1.	Antonio Brown (OAK)	752
2.	Julio Jones (ATL)	644
3.	Demaryius Thomas (NE)	634
4.	Larry Fitzgerald (ARZ)	610
5.	Golden Tate (NYG)	555
6.	A.J. Green (CIN)	537
7.	DeAndre Hopkins (HOU)	528
<b>8.</b>	<b>T.Y. Hilton (IND)</b>	<b>507</b>

### 100-YARD GAMES

Hilton has recorded 33 career 100-yard games. He had a single-season career-high six 100-yard receiving games in 2014 after becoming just the sixth player in NFL history to register 10 100-yard receiving games in the first two seasons of a career.

Date	Opponent	Rec.	Yds.	TD
12/23/18	vs. NYG	7	138	0
12/9/18	at HOU	9	199	0
11/26/18	vs. MIA	7	125	0
11/18/18	vs. TEN	9	155	2
9/30/18	vs. HOU	4	115	0
12/23/17	at BAL	6	100	0
11/5/17	at HOU	5	175	2
10/9/17	SF	7	177	0
9/24/17	CLE	7	153	1
12/24/16	at OAK	4	105	0
12/11/16	HOU	9	115	1
12/5/16	at NYJ	9	146	0
10/23/16	TEN	7	133	1
10/9/16	CHI	10	171	1
9/25/16	SD	8	174	1
12/13/15	at JAX	4	132	0
10/25/15	NO	4	150	2
10/9/14	at HOU	9	*223	1
12/29/13	JAX	*11	155	0
10/26/14	at Pit	6	155	1
12/7/14	at CLE	10	150	2
10/6/13	SEA	5	140	2
11/10/13	STL	7	130	0
9/15/13	MIA	6	124	0
11/23/14	JAX	4	122	1
11/3/13	at HOU	7	121	*3
9/23/12	JAX	4	113	1
12/30/12	HOU	4	111	1
10/19/14	CIN	7	107	0
9/28/14	TEN	6	105	0
11/4/12	MIA	6	102	1
11/18/12	at NE	6	100	2
12/2/12	at DET	6	100	0

\*Career-high

Hilton's 33 career 100-yard receiving games are the eighth-most in a player's first seven seasons in NFL history.

#### MOST 100-YARD RECEIVING GAMES IN A PLAYER'S FIRST SEVEN SEASONS, NFL HISTORY

Player	Years	Games
Randy Moss (MIN)	1998-2004	41
Torry Holt (STL)	1999-2005	39
Calvin Johnson (DET)	2007-2013	39
Julio Jones (ATL)	2011-2017	39
Lance Alworth (SD)	1963-1968	37
Marvin Harrison (IND)	1996-2002	37
Jerry Rice (SF)	1985-1991	36
<b>T.Y. Hilton (IND)</b>	<b>2012-2018</b>	<b>33</b>

#### HILTON'S REGULAR SEASON CAREER BEST GAMES

RECEPTIONS	RECEIVING YARDS
11, vs. Jacksonville (12/29/13)	223, at Houston (10/9/14)
10, two times,	199, at Houston (12/9/18)
last: vs. Chicago (10/9/16)	177, vs. San Francisco (10/8/17)
9, six times,	
last: at Houston (12/9/18)	
RECEIVING TOUCHDOWNS	
3, at Houston (11/3/13)	
2, eight times, last: Tennessee (11/18/18)	

## QUARTERBACK ANDREW LUCK 6-4 - 240 POUNDS - STANFORD 8TH NFL SEASON

- For his career, he has completed 2,000-of-3,290 passes for 23,671 yards with 171 touchdowns and 83 interceptions for a passer rating of 89.5. He also has 14 rushing touchdowns.
- Is the second-fastest player to reach 2,000 career completions (86 games).
- Reached 23,000 career passing yards in his 84th career game, joining Matthew Stafford as the only players in the NFL to do that.
- Luck (161) joined Dan Marino (182) and Aaron Rodgers (160) as the only players in NFL history to have 160 or more touchdown passes in their first 80 career games.
- Is 11-0 vs. TEN and joins John Elway (10-0 vs. NE) as the only quarterbacks in NFL history to have a 10-0 or better record against a single team.
- Threw his 100th career touchdown pass in his 55th game, which tied for the fourth fastest in NFL history.
- Has thrown 33 career 300-yard games which ranks second in team history. It is the second-most by an NFL player in their first seven seasons.
- Has registered 76 games with a passing touchdown which is the third-most in team history.
- Named to four Pro Bowls (2012-14, 18).
- Named the 2018 Associated Press Comeback Player of the Year.
- Broke the NFL rookie record for passing attempts (627), yards (4,374) and 300-yard passing games (6) in a season.

## LUCK CAREER HONORS

### 2018 SEASON

Pro Bowl  
Associated Press Comeback Player of the Year  
*Sporting News* Comeback Player of the Year  
PFWA Comeback Player of the Year  
Finalist for Art Rooney Sportsmanship Award (Colts Nominee)  
AFC Offensive Player of the Week - Week 11  
AFC Offensive Player of the Month - November  
FedEx Air NFL Player of the Week - Week 12

### 2016 SEASON

Ed Block Courage Award  
AFC Offensive Player of the Week - Week 13

### 2014 SEASON

Pro Bowl  
November - AFC Offensive Player of the Month  
AFC Offensive Player of the Week - Week 3

### 2013 SEASON

Pro Bowl  
AFC Offensive Player of the Week - Week 7

### 2012 SEASON

Pro Bowl  
AFC Offensive Player of the Week and FedEx Air NFL Player of the Week - Week 9  
PEPSI MAX NFL Rookie of the Week - Week 8  
PEPSI MAX NFL Rookie of the Week - Week 5  
PEPSI MAX NFL Rookie of the Week - Week 3

## LUCK IN FIRST 80 GAMES

Luck threw 161 touchdown passes in his first 80 games. He became just the third player in NFL history to register 160 or more passing touchdowns in their first 80 career games.

### PLAYERS TO THROW FOR 160 OR MORE TOUCHDOWN PASSES IN FIRST 80 CAREER GAMES, NFL HISTORY

Rank	Player	TDs
1.	Dan Marino (MIA)	182
2.	<b>Andrew Luck (IND)</b>	<b>161</b>
3.	Aaron Rodgers (GB)	160

## LUCK THROUGH SEVEN

Despite missing the entire 2017 season due to injury, Luck has thrown 171 touchdown passes, which ranks sixth in NFL history through the first seven seasons of a quarterback's career. Additionally, he ranks 11th in completions (2,000) and 10th in passing yards (23,671) during that span.

### MOST PASSING TOUCHDOWNS IN FIRST SEVEN SEASONS OF CAREER, NFL HISTORY

Rank	Player	Passing TDs
1.	Dan Marino (1983-1989)	220
2.	Peyton Manning (1998-2004)	216
3.	Russell Wilson (2012-2018)	196
4.	Brett Favre (1991-1997)	182
5.	Matt Ryan (2008-2014)	181
6.	<b>Andrew Luck (2012-2018)</b>	<b>171</b>

## LUCK 4+ TD GAMES

Since entering the NFL in 2012, Luck has tallied 11 games with four or more passing touchdowns which is tied for the fourth-most among active players over that time frame.

### MOST GAMES WITH 4+ PASSING TOUCHDOWNS, ACTIVE PLAYERS, SINCE 2012

Rank	Player	Games
1.	Drew Brees (NO)	18
2.	Aaron Rodgers (GB)	14
3.	Tom Brady (NE)	13
4t.	<b>Andrew Luck (IND)</b>	<b>11</b>
4t.	Ben Roethlisberger (PIT)	11

## CONSECUTIVE TOUCHDOWN PASSES

Dating back to the 2014 season through Week 13 of the 2018 season, Luck threw at least one touchdown pass in 34 consecutive games, which ranked eighth in NFL history and second in team history.

### MOST CONSECUTIVE GAMES WITH AT LEAST ONE PASSING TOUCHDOWN, NFL HISTORY

Rank	Player	Games
1.	Drew Brees (NO)	54
2.	Tom Brady (NE)	52
3.	Peyton Manning (DEN, IND)	51
4.	John Unitas (BAL)	47
5.	Drew Brees (NO)	45
6.	Tony Romo (DAL)	38
7.	Brett Favre (GB)	36
8.	<b>Andrew Luck (IND)</b>	<b>34</b>

### MOST CONSECUTIVE GAMES WITH AT LEAST ONE PASSING TOUCHDOWN, COLTS HISTORY

Rank	Player	Games
1.	John Unitas (1956-60)	47
2.	<b>Andrew Luck (2014-18)</b>	<b>34</b>
3.	Peyton Manning (1998-1999)	27
4.	Andrew Luck (2013-14)	18
5.	Peyton Manning (2003-04)	16

## 300-YARD GAMES

Since 2012, Luck threw 33 career 300-yard passing games, which is the second-most in a player's first seven seasons in NFL history.

### MOST 300-YARD PASSING GAMES, FIRST SEVEN SEASONS, NFL HISTORY

Rank	Player	Games
1.	Dan Marino (1983-1989)	37
2.	<b>Andrew Luck (2012-2018)</b>	<b>33</b>
3t.	Peyton Manning (1998-2004)	30
3t.	Matt Ryan (2008-2014)	30
3t.	Matthew Stafford (2009-2015)	30
3t.	Kurt Warner (1999-2003)	30

## LUCK APPROACHING 100 CAREER GAMES

### TOUCHDOWN PASSES

In 86 career games, Luck has thrown 171 touchdown passes, which ranks third in NFL history over that time frame.

#### MOST TOUCHDOWN PASSES, FIRST 86 GAMES, NFL HISTORY

Rank	Player	Games	TDs
1.	Dan Marino (1983-1988)	86	196
2.	Aaron Rodgers (2005-2013)	86	174
3.	<b>Andrew Luck (2012-2018)</b>	<b>86</b>	<b>171</b>

#### MOST TOUCHDOWN PASSES, FIRST 100 GAMES, NFL HISTORY

Rank	Player	Games	TDs
1.	Dan Marino (1983-1989)	100	217
2.	Aaron Rodgers (2005-2014)	100	203
3.	Brett Favre (1991-1998)	100	187
4t.	Peyton Manning (1998-2004)	100	178
4t.	Matthew Stafford (2009-2016)	100	178
6.	John Unitas (1956-1964)	100	172
7.	<b>Andrew Luck (2012-2018)</b>	<b>86</b>	<b>171</b>
8.	Russell Wilson (2012-2018)	100	168
9.	Matt Ryan (2008-2014)	100	165
10t.	Dave Krieg (1980-1989)	100	164
10t.	Kurt Warner (1998-2008)	100	164

### PASSING YARDS

In 86 career games, Luck has thrown 23,671 yards which ranks second in NFL history over that time frame.

#### MOST PASSING YARDS, FIRST 86 GAMES, NFL HISTORY

Rank	Player	Games	YDs
1.	Matthew Stafford (2009-2015)	86	24,039
2.	<b>Andrew Luck (2012-2018)</b>	<b>86</b>	<b>23,671</b>
3.	Dan Marino (1983-1988)	86	23,661

#### MOST TOUCHDOWN PASSES, FIRST 100 GAMES, NFL HISTORY

Rank	Player	Games	YDs
1.	Matthew Stafford (2009-2016)	100	27,890
2.	Dan Marino (1983-1989)	100	27,064
3.	Peyton Manning (1998-2004)	100	26,008
4.	Kurt Warner (1998-2008)	100	25,716
5.	Aaron Rodgers (2005-2014)	100	25,616
6.	Matt Ryan (2008-2014)	100	25,322
7.	Drew Bledsoe (1993-1999)	100	24,666
8.	Trent Green (1997-2005)	100	24,554
9.	Drew Brees (2001-2008)	100	24,174
10.	Phillip Rivers (2004-2011)	100	23,975
11.	Andy Dalton (2011-2017)	100	23,817
12.	<b>Andrew Luck (2012-2018)</b>	<b>86</b>	<b>23,671</b>

### COMPLETIONS

In 86 career games, Luck has completed 2,000 passes, which ranks second in NFL history over that time frame.

#### MOST COMPLETIONS, FIRST 86 GAMES, NFL HISTORY

Rank	Player	Games	Comp.
1.	Matthew Stafford (2009-2015)	86	2,065
2.	<b>Andrew Luck (2012-2018)</b>	<b>86</b>	<b>2,000</b>
3.	Peyton Manning (1998-2003)	86	1,888

#### MOST COMPLETIONS, FIRST 100 GAMES, NFL HISTORY

Rank	Player	Games	Comp.
1.	Matthew Stafford (2009-2016)	100	2,410
2.	Matt Ryan (2008-2014)	100	2,242
3.	Peyton Manning (1998-2004)	100	2,216
4.	Drew Brees (2001-2008)	100	2,162
5.	Dan Marino (1983-1989)	100	2,110
6.	Drew Bledsoe (1993-1999)	100	2,081
7.	Kurt Warner (1998-2008)	100	2,075
8.	Aaron Rodgers (2005-2014)	100	2,067
9.	Carson Palmer (2004-2011)	100	2,065
10.	Andy Dalton (2011-2017)	100	2,058
11.	Brett Favre (1991-1998)	100	2,040
12.	<b>Andrew Luck (2012-2018)</b>	<b>86</b>	<b>2,000</b>

### ATTEMPTS

In 86 career games, Luck has attempted 3,290 passes, which ranks second in NFL history over that time frame.

#### MOST ATTEMPTS, FIRST 86 GAMES, NFL HISTORY

Rank	Player	Games	Att.
1.	Matthew Stafford (2009-2015)	86	3,436
2.	<b>Andrew Luck (2012-2018)</b>	<b>86</b>	<b>3,290</b>
3.	Drew Bledsoe (1993-1998)	86	3,216

#### MOST ATTEMPTS, FIRST 100 GAMES, NFL HISTORY

Rank	Player	Games	Att.
1.	Matthew Stafford (2009-2016)	100	3,932
2.	Drew Bledsoe (1993-1999)	100	3,723
3.	Dan Marino (1983-1989)	100	3,538
4.	Matt Ryan (2008-2014)	100	3,522
5.	Peyton Manning (1998-2004)	100	3,514
6.	Drew Brees (2001-2008)	100	3,377
7.	Brett Favre (1991-1998)	100	3,305
8.	Carson Palmer (2004-2011)	100	3,293
9.	<b>Andrew Luck (2012-2018)</b>	<b>86</b>	<b>3,290</b>
10.	Andy Dalton (2011-2017)	100	3,278

## LUCK'S FOURTH QUARTER & OVERTIME GAME-WINNING DRIVES (21)

Luck led the Colts on seven game-winning drives in the fourth quarter or overtime in 2012, which tied for the most in a single season by any NFL quarterback since 1970. Below is a detailed look at Luck's 21 career game-winning drives (2012-18):

Date-Opponent	Down/Tied	Time Rem.	Start	Drive/TOP	Scoring Play	Time Rem.	Final	Luck Drive Stats	
<b>9/16/12 vs. MIN</b>	<b>20-20</b>	<b>0:31</b>	<b>IND 20</b>	<b>4-45/0:23</b>	<b>A. Vinatieri 53 yd. FG</b>	<b>0:08</b>	<b>23-20</b>	<b>Pass: 2-3-40</b>	
10/7/12 vs. GB	27-22	4:30	IND 20	13-80/3:55	4 yd. pass to R. Wayne	0:35	30-27	Pass: 8-11-80, TD Rush: 1-7 Pass: 2-2-4-52	
<b>10/28/12 at TEN</b>	21-19	11:27	IND 15	8-75/3:23	A. Vinatieri 28 yd. FG	8:04	<b>19-13 OT</b>	<b>Pass: 2-2-36, TD</b>	
	<b>13-13</b>	<b>15:00</b>	<b>IND 90</b>	<b>9-80/4:49</b>	<b>16 yd. pass to V. Ballard</b>	<b>10:11</b>		<b>Pass: 6-8-62</b>	
	13-6	10:26	IND 20	14-80/7:02	D. Carter 1 yd. run	3:24		Rush: 1-7	
<b>11/4/12 vs. MIA</b>	<b>20-20</b>	<b>13:12</b>	<b>IND 6</b>	<b>13-69/7:14</b>	<b>A. Vinatieri 43 yd. FG</b>	<b>5:58</b>	<b>23-20</b>	<b>Pass: 6-8-54</b>	
	12/2/12 at DET	33-28	1:07	IND 25	11-75/1:07	14 yd. pass to D. Avery	0:00	35-33	Pass: 3-9-50, TD Rush: 2-25 Pass: 4-7-62, TD
	33-21	4:02	IND 15	8-85/1:23	42 yd. pass to L. Brazill	2:39		Rush: 1-8	
12/9/12 vs. TEN	23-21	10:28	IND 20	10-45/4:05	A. Vinatieri 53 yd. FG	6:23	27-23	Pass: 3-6-29	
<b>12/23/12 at KC</b>	<b>13-13</b>	<b>10:13</b>	<b>IND 27</b>	<b>13-73/6:05</b>	<b>7 yd. pass to T. Wayne</b>	<b>4:08</b>	<b>20-13</b>	<b>Pass: 6-7-49, TD</b>	
	9/8/13 vs. OAK	17-14	11:09	IND 20	11-80/5:49	A. Luck 19 yd. run	5:20	21-17	Pass: 5-7-28 Rush: 1-19, TD
10/6/13 vs. SEA	28-23	0:35-30	IND 14	14-70/6:40	D. Brown 3 yd. run	8:55	34-28	Pass: 5-7-49 Rush: 1-5	
11/3/13 at HOU	24-19	6:09	IND 48	5-52/2:09	9 yd. pass to T. Hilton	4:00	27-24	Pass: 4-6-52 Pass: 2-2-67	
1/4/14 vs. KC	24-12	10:32	IND 33	2-67/0:46	58 yd. pass to T. Hilton	9:46	45-44	Pass: 2-3-75, TD	
	44-38	5:36	IND 20	4-80/1:15	64 yd. pass to T. Hilton	4:21		Rush: 1-5 Pass: 5-6-59	
	41-31	14:40	IND 10	12-90/4:02	A. Luck 5 yd. fumble rec.	10:38		Rush: 1-12	
12/7/14 at CLE	24-19	3:46	IND 10	11-90/3:14	1 yd. pass to T. Hilton	0:32	25-24	Pass: 4-7-48, TD	
9/27/15 at TEN	27-21	5:59	TEN 11	1-11/0:06	11 yd. pass to D. Mancrief	5:53	35-33	Pass: 1-11, TD	
	27-14	12:20	IND 2	12-98/5:31	35 yd. pass to P. Dorsett	6:49		Pass: 8-10-110, TD	
11/8/15 vs. DEN	24-24	8:49	IND 30	7-33/2:41	A. Vinatieri 55 yd. FG	6:13	27-24	Pass: 3-5-38	
	17-17	4:57-30	IND 20	12-80/5:52	8 yd. pass to A. Bradshaw	14:05		Pass: 5-7-64, TD Rush: 1-4	
9/25/16 vs. SD	22-20	2:29	IND 17	6-83/1:12	63 yd. pass to T. Hilton	1:17	26-22	Pass: 4-6-83, TD	
10/9/16 vs. CHI	23-19	7:04	IND 18	6-82/3:21	35 yd. pass to T. Hilton	3:43	29-23	Pass: 5-5-74, TD	
10/23/16 at TEN	23-20	6:02	IND 30	12-70/4:07	7 yd. pass to J. Doyle	1:55	34-26	Pass: 5-7-60, TD Rush: 1-9	
1/1/17 vs. JAX	20-17	1:33	IND 25	8-75/1:24	1 yd. pass to J. Doyle	0:09	24-20	Pass: 6-8-70, TD	
<b>10/28/18 at OAK</b>	<b>28-28</b>	<b>9:20</b>	<b>IND 43</b>	<b>6-57/3:52</b>	<b>10 yd. pass to J. Doyle</b>	<b>5:28</b>	<b>42-28</b>	<b>Pass: 4-4-52, TD</b>	
	28-21	1:01 30	IND 25	12-75/5:14	M. Mack 1 yd. run	10:47		Pass: 3-6-59	
	<b>24-24</b>	<b>2:38</b>	<b>IND 42</b>	<b>7-44/2:38</b>	<b>A. Vinatieri 32 yd FG</b>	<b>0:00</b>	<b>27-24</b>	<b>Pass: 2-2-37</b>	
11/25/18 vs. MIA	24-17	7:43	IND 11	7-89/3:18	12 yd. pass to E. Ebron	4:25	28-27	Pass: 4-4-73, TD	
<b>12/23/18 vs. NYG</b>	<b>27-21</b>	<b>3:43</b>	<b>IND 47</b>	<b>8-53/2:48</b>	<b>1 yd. pass to C. Rogers</b>	<b>0:55</b>	<b>28-27</b>	<b>Pass: 6-7-30, TD</b>	
								Rush: 1-14	

**Bold** indicates game-winning drive

*Italics* indicates comeback drive

## RUNNING IT IN

Since 2012, Luck is tied for the sixth-most rushing touchdowns among NFL quarterbacks (14) and ranks third among AFC quarterbacks.

### MOST RUSHING TOUCHDOWNS BY NFL QUARTERBACKS, SINCE 2012

Rank	Player	Rush TDs
1.	Cam Newton (CAR)	44
2.	Dak Prescott (DAL)	18
3.	Andy Dalton (CIN)	17
4t.	Tyrod Taylor (LAC)	16
4t.	Russell Wilson (SEA)	16
<b>6t.</b>	<b>Andrew Luck (IND)</b>	<b>14</b>
6t.	Drew Brees (NO)	14
6t.	Kirk Cousins (MIN)	14

### MOST CAREER RUSHING TOUCHDOWNS BY A QUARTERBACK, COLTS HISTORY

Rank	Player	Rush TDs
1.	Peyton Manning (1998-2010)	17
<b>2.</b>	<b>Andrew Luck (2012-2017)</b>	<b>14</b>
3.	Bert Jones (1973-1981)	14
4.	Johnny Unitas (1956-1972)	13

## LUCK'S REGULAR SEASON CAREER BEST GAMES

### COMPLETIONS

40, vs. Houston (9/30/18)  
39, vs. Cincinnati (9/9/18)  
38, at New England (10/4/18)

### PASSING YARDS

464, vs. Houston (9/30/18)  
433, vs. Miami (11/4/12)  
400, at Pittsburgh (10/26/14)

### PASSING TOUCHDOWNS

5, vs. Washington (11/30/14)  
4, 10 times,  
last: vs. Buffalo (10/21/18)

### COMPLETION PERCENTAGE

81.1, vs. Miami (11/25/18)  
79.5, at Jacksonville (9/21/14)  
79.3, vs. Tennessee (11/18/18)

### PASSER RATING

147.6, at New York Jets (12/5/16)  
143.8, vs. Tennessee (11/18/18)  
140.4, at Jacksonville (9/21/14)

### RUSHING TOUCHDOWNS

2, at Jacksonville (11/8/12)  
2, vs. Cleveland (10/21/12)  
1, 10 times,  
last: at Oakland (12/24/16)

## KICKER ADAM VINATIERI 6-0 - 212 POUNDS - SOUTH DAKOTA STATE 24TH NFL SEASON

- Has converted 582-of-690 career field goals for an 84.3 percentage, which ranks 12th all-time (min. 100 made field goals).
- Has the most career points (2,600) and most career made field goals (582) in NFL history.
- Is tied for the second-most regular season games played (353) in NFL history.
- Is the only player in NFL history to make at least 250 field goals with two different teams (New England and Indianapolis).
- Is the only player in NFL history to tally 1,000 points with two different teams (New England and Indianapolis).
- Ranks first in career regular season wins (215) and second in career wins (236) in NFL history.
- In postseason play, ranks among the best in numerous categories, including field goals made (56, first), PATs made (70, second), points (238, first), games (32, second) and wins (21, second).
- Has the second-most PATs made (852) in NFL history.
- Owns the league record for the most consecutive field goals made (44), which he set from 2015-16.
- Three-time Pro Bowl selection in 2002, 2004 and 2014.
- Only kicker in NFL history to record successful field goals in four Super Bowls (XXXVI, XXXVIII, XXXIX and XLI).
- Became the fourth player ever to play in an NFL game at the age of 46 years or older, joining George Blanda (48), Morten Andersen (47) and John Carney (46).
- Joins George Blanda as the only two players in NFL history to appear in a playoff game at 46 years or older.
- Named AFC Special Teams Player of the Week 18 times (most by any kicker) and AFC Special Teams Player of the Month five times (tied for NFL record).

### AT THE BUZZER...

Below is a look at the 28 victories in which **Vinatieri** has kicked game-winning field goals in the final minute of the fourth quarter or overtime.

He holds the NFL record with 10 game-winning overtime field goals.

Opponent	Date	Yards	Time	Score
vs. Jacksonville	9/22/96	40	12:24	28-25 OT
vs. NY Jets	9/14/97	34	06:57	27-24 OT
at New Orleans	10/4/98	27	00:03	30-27
vs. San Francisco	12/20/98	35	00:03	24-21
at NY Jets	9/12/99	23	00:03	30-28
vs. Indianapolis	9/19/99	26	00:35	31-28
vs. Cincinnati	11/19/00	22	00:03	16-13
at Buffalo	12/17/00	24	00:19	13-10 OT
vs. San Diego	10/14/01	44	10:55	29-26 OT
at Buffalo	12/16/01	23	09:15	12-9 OT
vs. Oakland	1/19/02	23	06:31	16-13 OT
vs. St. Louis	2/3/02	48	00:00	20-17*
vs. Kansas City	9/22/02	35	10:20	41-38 OT
vs. Miami	12/29/02	35	12:57	27-24 OT
at Houston	11/23/03	28	00:40	23-20 OT
vs. Carolina	2/1/04	41	00:04	32-29#
at Pittsburgh	9/25/05	43	00:01	23-20
vs. Atlanta	10/ 9/05	29	00:17	31-28
at Denver	10/29/06	37	00:02	34-31
vs. Kansas City	11/18/07	24	00:03	13-10
at Minnesota	9/14/08	47	00:03	18-15
at San Diego	11/23/08	51	00:00	23-20
vs. Tennessee	1/2/11	43	00:00	23-20
vs. Minnesota	9/16/12	53	00:08	23-20
vs. Jacksonville	10/4/15	27	04:36	16-13 OT
at Atlanta	11/22/15	43	00:52	24-21
vs. San Francisco	10/8/17	51	1:38	26-23 OT
vs. Miami	11/25/18	32	0:00	27-24

\*All FGs 1996-2005 came while with New England  
#Super Bowl XXXVI #Super Bowl XXXVIII

### AMONG THE BEST

**Vinatieri** holds an 84.3 career field goal percentage having converted 582-of-690 kicks. His career field goal percentage currently ranks 12th all-time in NFL history (min. 100 made field goals).

#### HIGHEST REGULAR SEASON FG % IN NFL HISTORY, MINIMUM 100 FGM

Pct.	Name	FGM	FGA
90.1	*Justin Tucker	237	263
87.7	*Robbie Gould	358	408
87.4	*Stephen Gostkowski	367	420
86.8	*Dan Bailey	207	239
86.5	Mike Vanderjagt	230	266
86.4	*Stephen Hauschka	242	280
86.2	*Matt Bryant	388	450
86.2	Nate Kaeding	181	210
85.7	*Kai Forbath	120	140
85.7	Rob Bironas	239	279
85.5	Shayne Graham	277	324
<b>84.3</b>	<b>*Adam Vinatieri</b>	<b>582</b>	<b>690</b>

\*Active

### MR. CONSISTENT

In 2016, **Vinatieri** set a new NFL record and franchise record for the most consecutive field goals converted with 44.

#### MOST CONSECUTIVE FIELD GOALS MADE, NFL HISTORY

Player	FG Made	Dates
<b>Adam Vinatieri</b>	<b>44</b>	<b>2015-16</b>
Mike Vanderjagt	42	2002-04
Gary Anderson	40	1997 (SF) - 1998 (MIN)

### VINNY'S A WINNER

**Vinatieri** ranks first in career regular season wins (215) and second in career wins (236) in NFL history.

#### MOST CAREER REGULAR SEASON WINS, NFL HISTORY

Rank	Player	Wins
1.	<b>Adam Vinatieri</b>	<b>215</b>
2.	George Blanda	209
3.	Tom Brady	207
4.	Gary Anderson	201
5.	Jerry Rice	194

#### MOST CAREER WINS (REGULAR SEASON AND POSTSEASON), NFL HISTORY

Rank	Player	Wins
1.	Tom Brady	237
2.	<b>Adam Vinatieri</b>	<b>236</b>
3.	George Blanda	218
4.	Jerry Rice	211
5.	Gary Anderson	210

### VISIBLE VINNY

**Vinatieri** has played in 353 career regular season games, which is tied for the second-most by a player in NFL history.

#### MOST REGULAR SEASON GAMES PLAYED, NFL HISTORY

Rank	Player	Games
1.	Morten Andersen	382
2t.	<b>Adam Vinatieri</b>	<b>353</b>
2t.	Gary Anderson	353
4.	Jeff Feagles	352
5.	George Blanda	340

## VINATIERI VS. THE NFL

Opponents	Home (With Patriots)	Home (With Colts)	Home (Total)	Road	Total
	FG-FGA	FG-FGA	FG-FGA	FG-FGA	FG-FGA
Buffalo	18-28	4-4	22-32	11-22	33-54
Miami	20-23	9-11	29-36	15-17	44-53
New England	0-0	5-6	5-6	5-9	10-15
New York Jets	16-17	1-2	17-19	25-27	42-46
Baltimore	5-5	3-3	8-8	7-9	15-17
Cincinnati	3-3	10-11	13-14	5-7	18-21
Cleveland	5-8	6-6	11-14	6-8	17-22
Pittsburgh	3-3	3-4	6-7	12-13	18-19
Houston	0-0	25-27	25-27	22-27	47-54
Indianapolis	14-15	0-0	14-15	11-11	25-26
Jacksonville	7-8	14-18	21-26	24-26	45-52
Tennessee	3-5	26-27	29-32	23-27	52-57
Denver	2-3	8-8	10-11	18-21	28-32
Kansas City	9-10	7-9	16-19	8-11	24-30
Los Angeles Chargers	6-8	2-2	8-10	7-10	15-20
Oakland	1-1	0-0	1-1	8-9	9-10
Dallas	4-4	3-3	7-7	2-2	9-9
New York Giants	4-5	1-1	5-6	9-9	14-15
Philadelphia	0-0	3-3	3-3	8-9	11-12
Washington	3-4	3-3	6-7	3-6	9-13
Chicago	1-1	7-7	8-8	5-6	13-14
Detroit	0-0	3-3	3-3	5-5	8-8
Green Bay	2-2	3-4	5-6	1-2	6-8
Minnesota	1-2	3-3	4-5	5-6	9-11
Atlanta	1-1	0-0	1-1	4-4	5-5
Carolina	0-0	2-2	2-2	7-7	9-9
New Orleans	1-2	2-2	3-4	3-3	6-7
Tampa Bay	1-2	6-6	7-8	1-2	8-10
Arizona	1-2	2-2	3-4	5-6	8-10
Los Angeles Rams	1-1	0-0	1-1	9-10	10-11
San Francisco	1-2	4-4	5-6	2-3	3-5
Seattle	3-3	4-4	7-7	1-1	8-8
<b>Totals</b>	<b>136-168</b>	<b>169-187</b>	<b>305-355</b>	<b>277-335</b>	<b>582-690</b>
<b>Percentage</b>	<b>81.0</b>	<b>90.4</b>	<b>85.9</b>	<b>82.7</b>	<b>84.3</b>

Opponents	1-19	20-29	30-39	40-49	50+	Totals	Pct.
Home (w/ Patriots)	3-3	53-54	39-47	36-56	5-8	136-168	81.0
Home (w/ Colts)	3-3	44-45	52-54	51-57	19-28	169-187	90.4
Away	4-4	97-101	82-104	75-95	19-31	277-335	82.7
<b>Totals</b>	<b>10-10</b>	<b>194-200</b>	<b>173-205</b>	<b>162-208</b>	<b>43-67</b>	<b>582-690</b>	<b>84.3</b>

## HITTING THE CENTURY MARK

Vinatieri has eclipsed 100 points in a single season 21 times in his career, which is an NFL record.

### MOST 100-POINT SEASONS, NFL HISTORY

Player	Years	Seasons
Adam Vinatieri	1996-2018	21
Jason Elam	1993-2008	16
Morten Andersen	1985-2003	14
Gary Anderson	1983-2003	14

### VINATIERI'S REGULAR SEASON CAREER BEST GAMES

#### FIELD GOALS MADE

5, four times,  
last: vs. Chicago (10/9/16)

#### FIELD GOAL ATTEMPTS

6, vs. Jacksonville (9/22/96)  
5, nine times,  
last: at Baltimore (12/23/17)

#### PATS MADE

7, vs. Washington (11/30/14)  
6, five times,  
last: at Baltimore (12/9/07)

#### PATS ATTEMPTED

7, vs. Washington (11/30/14)  
6, five times,  
last: at Baltimore (12/9/07)

#### LONGEST FIELD GOAL

57, at Chicago (11/10/02)  
55, two times, last: vs. Denver (11/8/15)  
54, six times, last: at Houston (12/9/18)

## LINEBACKER DARIUS LEONARD 6-2 - 230 POUNDS - SOUTH CAROLINA STATE 2ND NFL SEASON

- In his rookie season in 2018, he started all 15 games he played in and led the NFL in total tackles (163) and solo tackles (111) while adding 12.0 tackles for loss, 7.0 sacks, two interceptions, eight passes defended, four forced fumbles and two fumble recoveries.
- Named the 2018 Associated Press Defensive Rookie of the Year.
- Became the first Colt since Mike Peterson (158) in 2000 to lead the NFL in tackles.
- Is one of only two NFL players to register 160+ total tackles and 7.0+ sacks in a single season.
- Was the only player in the NFL to register 7.0 sacks, four forced fumbles and two interceptions.
- The first rookie since at least 1970 to record more than 100 tackles in his first nine career games.
- Had seven games with 10+ tackles in 2018, which tied for the most in the NFL.
- Since 1970, had the third-most tackles by an NFL rookie in a single season.
- His 7.0 sacks are the third-most by a Colts rookie in team history and his 12.0 tackles for loss are the second-most.
- Selected Associated Press First Team All-Pro with fellow rookie guard/center Quenton Nelson. The duo joined Pro Football Hall of Famers Dick Butkus and Gale Sayers (Chicago, 1965) as the second pair of rookie teammates to be selected First Team All-Pro since the Associated Press started selecting All-Pro teams in 1940.
- Named AFC Defensive Player of the Month for December.
- Selected NFL Defensive Rookie of the Month in September. During the month, he ranked first in total tackles (54) and solo tackles (38), third in tackles for loss (7.0) and tied for sixth in sacks (4.0).
- Named AFC Defensive Player of the Week in Week 2 and Week 17 to become the first Colts rookie to earn Defensive Player of the Week honors multiple times.
- Selected Pepsi Rookie of the Week two times (Week 2, Week 8).

## LEONARD CAREER HONORS

### 2018

Associated Press First Team All-Pro  
Associated Press Defensive Rookie of the Year  
PFWA Defensive Rookie of the Year  
PFWA All-AFC Team  
PFWA All-Rookie Team  
AFC Defensive Player of the Week - Week 2  
Pepsi NFL Rookie of the Week - Week 2  
Defensive Rookie of the Month - September  
Pepsi NFL Rookie of the Week - Week 8  
AFC Defensive Player of the Week - Week 17  
AFC Defensive Player of the Month - December

## LEONARD SINGLE-SEASON ALL-TIME TACKLER

Indianapolis linebacker **Darius Leonard** compiled 163 total tackles in 2018, which is the most in Colts single-season history according to Stats Pass.

### MOST TOTAL TACKLES IN A SINGLE SEASON, COLTS HISTORY

Rank	Player	TfTs
1.	<b>Darius Leonard (2018)</b>	<b>163</b>
2.	Jeff Herrad (1991)	160
3.	Mike Peterson (2000)	158
4t.	Quentin Coryatt (1993)	150
4t.	D'Qwell Jackson (2015)	150

## LEONARD AMONG ROOKIE LEADERS

Among rookies, **Leonard** ranked at the top in numerous defensive categories, including total tackles (163, first), tackles for loss (12.0, second), sacks (7.0, second) and forced fumbles (four, first).

### MOST TOTAL TACKLES AMONG ROOKIES, 2018 REGULAR SEASON

Rank	Player	Tackles
1.	<b>Darius Leonard (IND)</b>	<b>163</b>
2.	Leighton Vander Esch (DAL)	138
3.	Fred Warner (SF)	123
4.	Roquan Smith (CHI)	122
5.	Tremaine Edmunds (BUF)	121

### MOST TACKLES FOR LOSS AMONG ROOKIES, 2018 REGULAR SEASON

Rank	Player	TfLs
1.	Bradley Chubb (DEN)	14.0
2.	<b>Darius Leonard (IND)</b>	<b>12.0</b>
3.	Roquan Smith (CHI)	8.0
4t.	Lorenzo Carter (NYG)	6.0
4t.	Sam Hubbard (CIN)	7.0

### MOST SACKS AMONG ROOKIES, 2018 REGULAR SEASON

Rank	Player	Sacks
1.	Bradley Chubb (DEN)	12.0
2.	<b>Darius Leonard (IND)</b>	<b>7.0</b>
3.	Sam Hubbard (CIN)	6.0
4.	B.J. Hill (NYG)	5.5
5t.	Da'Ron Payne (WAS)	5.0
5t.	Roquan Smith (CHI)	5.0

### MOST FORCED FUMBLES AMONG ROOKIES, 2018 REGULAR SEASON

Rank	Player	FFs
1.	<b>Darius Leonard (IND)</b>	<b>4</b>
2.	Tre Flowers (SEA)	3
3t.	Seven players	2

## PUNCHING IT OUT

Indianapolis linebacker **Darius Leonard** led all rookies and tied for the sixth-most forced fumbles (four) in the NFL in 2018.

### MOST FORCED FUMBLES, 2018 REGULAR SEASON

Rank	Player	FFs
1t.	Dee Ford (KC)	7
1t.	J.J. Watt (HOU)	7
3t.	Khalil Mack (CHI)	6
3t.	T.J. Watt (PIT)	6
5.	Justin Houston (KC)	5
6t.	<b>Darius Leonard (IND)</b>	<b>4</b>
6t.	Frank Clark (SEA)	4
6t.	Aaron Donald (LAR)	4
6t.	Marshon Lattimore (NO)	4
6t.	Von Miller (DEN)	4

## LEONARD TALLYING TACKLES

Despite missing Week 5 at NE (10/4), Colts linebacker **Darius Leonard** led the NFL in total tackles (163) and solo tackles (111).

### MOST TOTAL TACKLES, 2018 REGULAR SEASON

Rank	Player	Tackles
1.	<b>Darius Leonard (IND)</b>	<b>163</b>
2.	Blake Martinez (GB)	144
3t.	Leighton Vander Esch (DAL)	138
3t.	Bobby Wagner (SEA)	138
5.	Anthony Hitchens (KC)	135

### MOST SOLO TACKLES, 2018 REGULAR SEASON

Rank	Player	Tackles
1.	<b>Darius Leonard (IND)</b>	<b>111</b>
2.	Leighton Vander Esch (DAL)	102
3.	Telvin Smith Sr. (JAX)	100
4.	Antoine Bethea (ARZ)	99
5.	Lavonte David (TB)	94



## DEFENSIVE END JUSTIN HOUSTON 6-3 - 270 POUNDS - GEORGIA 9TH NFL SEASON

- Has played in 102 games (96 starts) and totaled 377 tackles (316 solo), 96.0 tackles for loss, 78.5 sacks, 32 passes defended, four interceptions (one returned for a touchdown), 14 forced fumbles, eight fumble recoveries and five special teams stops.
- Since entering the NFL in 2011, he is tied for fourth in sacks and tied for ninth in tackles for loss among all players.
- A four-time Pro Bowl selection (2012-15) who was an Associated Press First Team All-Pro choice in 2014.
- In 2014, he was named First Team All-Pro and earned the Deacon Jones Award after leading the NFL with 22.0 sacks. Since sacks became an official statistic in 1982, his 22.0 sacks tied for the second-most in a single season in NFL history.

## HOUSTON CAREER HONORS

### 2016 SEASON

Ed Block Courage Award

### 2015 SEASON

Pro Bowl

### 2014 SEASON

Pro Bowl  
Associated Press First Team All-Pro  
Deacon Jones Award

### 2013 SEASON

Pro Bowl  
AFC Defensive Player of the Week - Week 1  
AFC Defensive Player of the Week - Week 3  
AFC Defensive Player of the Month - September

### 2012 SEASON

Pro Bowl

## GETTING AFTER THE QB

Since entering the NFL in 2011, Colts defensive end **Justin Houston** has registered 78.5 sacks and 96.0 tackles for loss. He is tied for fourth in sacks and tied for ninth in tackles for loss among all players over that time frame.

### MOST SACKS SINCE 2011, NFL PLAYERS

Rank	Player	Sacks
1.	Von Miller (DEN)	98.0
2.	J.J. Watt (HOU)	92.0
3.	Ryan Kerrigan (WAS)	84.5
<b>4t.</b>	<b>Justin Houston (IND)</b>	<b>78.5</b>
4t.	Cameron Wake (TEN)	78.5

### MOST TACKLES FOR LOSS SINCE 2011, NFL PLAYERS

Rank	Player	TFLs
1.	J.J. Watt (HOU)	154.0
2.	Von Miller (DEN)	125.0
3.	Calais Campbell (JAX)	118.0
4.	Michael Bennett (NE)	114.0
5.	Ryan Kerrigan (WAS)	108.0
6.	Cameron Jordan (NO)	98.0
7.	Aaron Donald (LAR)	97.0
<b>8t.</b>	<b>Justin Houston (IND)</b>	<b>96.0</b>
8t.	Jason Pierre-Paul (TB)	96.0
10t.	Chandler Jones (ARZ)	94.0
10t.	Ndamukong Suh (TB)	94.0

## HOUSTON'S CAREER YEAR

In 2014, Houston started all 16 games for the Kansas City Chiefs and finished with single-season career highs in tackles (69), tackles for loss (23.0), sacks (22.0) and forced fumbles (four). He also added five passes defended.

He tied for the second-most sacks recorded in a single season in league history while his tackles for loss tied for 10th.

### MOST SACKS IN A SINGLE SEASON, NFL HISTORY

Rank	Player	Sacks
1.	Michael Strahan (2001)	22.5
<b>2t.</b>	<b>Justin Houston (2014)</b>	<b>22.0</b>
2t.	Jared Allen (2011)	22.0
2t.	Mark Gastineau (1984)	22.0
5t.	Chris Doleman (1989)	21.0
5t.	Reggie White (1987)	21.0

### MOST TACKLES FOR LOSS IN A SINGLE SEASON, NFL HISTORY

Rank	Player	TFLs
1.	J.J. Watt (2012)	39.0
2t.	J.J. Watt (2014)	29.0
2t.	J.J. Watt (2015)	29.0
4t.	Von Miller (2012)	28.0
4t.	Chandler Jones (2017)	28.0
6.	DeMarcus Ware (2008)	27.0
7.	DeMarcus Ware (2011)	26.0
8.	Aaron Donald (2018)	25.0
9.	Michael Strahan (2001)	24.0
<b>10t.</b>	<b>Justin Houston (2014)</b>	<b>23.0</b>
10t.	Michael Strahan (2003)	23.0
10t.	Jason Pierre-Paul (2011)	23.0
10t.	Robert Quinn (2013)	23.0
10t.	Khalil Mack (2015)	23.0

## HOUSTON AMONG BEST IN SACKS PER GAME

Since entering the NFL in 2011, Indianapolis defensive end **Justin Houston** has compiled the third-highest sack per game percentage (0.77) in the NFL among players with at least 75 games played.

### HIGHEST SACK PER GAME PERCENTAGE SINCE 2011, MIN. 75 GAMES PLAYED, NFL PLAYERS

Rank	Player	Rate
1.	J.J. Watt (HOU)	0.88
2.	Von Miller (DEN)	0.82
<b>3.</b>	<b>Justin Houston (IND)</b>	<b>0.77</b>
4.	Aaron Donald (LAR)	0.76