

# ARIZONA CARDINALS

WEEK 15  
GAME RELEASE  
#CLEvsAZ

Mark Dalton - Senior Vice President, Media Relations Chris Melvin - Director, Media Relations Mike Helm - Manager, Media Relations  
Imani Suber - Media Relations Coordinator Chase Russell - Media Relations Coordinator



## CLEVELAND BROWNS VS. ARIZONA CARDINALS

State Farm Stadium | December 15, 2019 | 2:05 PM



### THIS WEEK'S PREVIEW

Playing their final home game of the 2019 campaign, the Cardinals host the Cleveland Browns at State Farm Stadium on Sunday. Following this week's game, Arizona will wrap up the regular season with road contests against the Seahawks (Week 16) and Rams (Week 17).

A sellout this week would mark the 144<sup>th</sup> consecutive at State Farm Stadium (regular season and postseason included) which opened in 2006.

The Cardinals and Browns are squaring off for the 51<sup>st</sup> time in a series that dates back to 1950. Cleveland holds a 33-14-3 advantage all-time, but Arizona has won three in a row - and four of the last five - against the Browns.

This week, Cleveland is making just its third-ever visit to State Farm Stadium, and first since 2011. The Browns have not won on the road in the series since 1988, the Cardinals first season in Arizona after relocating from St. Louis.

After going head-to-head 40 times between 1950-69 as rivals in the NFL East and then NFL Century divisions, the teams have played each other just 10 times since 1970, with Arizona holding a 6-4 advantage in that span. The last meeting came in 2015 when the Cardinals earned a 34-20 win at Cleveland.

Although the Cardinals and Browns are infrequent opponents, there is plenty that connects the players and staffs of the franchises. On the field, this week's game features the first-ever head-to-head matchup between the last two Heisman Trophy winners and two most-recent #1 overall picks in QBs **Kyler Murray** and **Baker Mayfield**. Teammates at the University of Oklahoma from 2016-17, Murray and Mayfield became the first QBs from the same school ever to be drafted #1 overall in consecutive years.

Making his return to State Farm Stadium this week is Browns head coach **Fredrick Kitchens**, who served as an assistant in Arizona for 11 years through the head coaching tenures of Ken Whisenhunt and Bruce Arians. On Kitchens' staff in Cleveland are six coaches who either coached or played for the Cardinals.

A player many with the Browns know well is Cardinals LB **Terrell Suggs**, who spent 16 seasons in the AFC North with the Ravens. This marks the 16<sup>th</sup> time in 17 NFL seasons that Suggs will have faced the Browns at least once. The only exception was in 2015, when Suggs spent the majority of the year on IR. Suggs has been making life difficult for Cleveland QBs for nearly two decades, having piled up 19.0 sacks in 29 career games against the Browns. He has sacked 14 different Browns QBs in his career - including one sack of Mayfield last year in what was the young QB's second-ever NFL start.



### ARIZONA CARDINALS - 2019 SCHEDULE

Date	Opponent	Regular Season Location	AZ Time
Sep. 8	DETROIT	State Farm Stadium	T, 27-27
Sep. 15	@ Baltimore	M&T Bank Stadium	L, 23-17
Sep. 22	CAROLINA	State Farm Stadium	L, 38-20
Sep. 29	SEATTLE	State Farm Stadium	L, 27-10
Oct. 6	@ Cincinnati	Paul Brown Stadium	W, 26-23
Oct. 13	ATLANTA	State Farm Stadium	W, 34-33
Oct. 20	@ N.Y. Giants	MetLife Stadium	W, 27-21
Oct. 27	@ New Orleans	Mercedes-Benz Superdome	L, 31-9
Oct. 31	SAN FRANCISCO#	State Farm Stadium	L, 28-25
Nov. 10	@ Tampa Bay	Raymond James Stadium	L, 30-27
Nov. 17	@ San Francisco	Levi's Stadium	L, 36-26
	-BYE-		
Dec. 1	L.A. RAMS	State Farm Stadium	L, 34-7
Dec. 8	PITTSBURGH	State Farm Stadium	L, 23-17
Dec. 15	CLEVELAND	State Farm Stadium	2:05 PM
Dec. 22	@ Seattle	CenturyLink Field	2:25 PM
Dec. 29	@ L.A. Rams	L.A. Memorial Coliseum	2:25 PM

# FOX/NFL Network Thursday Night Football

### CARDINALS TO HOST TOY DRIVE ON SUNDAY

The Cardinals are hosting a toy drive presented by Desert Financial prior to Sunday's game at State Farm Stadium to benefit Helping Hands of Freedom and the Firefighter Angel Foundation of Prescott.

Volunteers from Desert Financial and Helping Hands of Freedom will team with Cardinals Cheerleaders to collect new unwrapped toys and donations outside of each stadium entrance.



### THIS WEEK'S HIGHLIGHTS

- The two QBs who will face off at State Farm Stadium on Sunday - AZ's **Kyler Murray** and CLE's **Baker Mayfield** - were both Heisman Trophy winners at the University of Oklahoma who were taken #1 overall in the NFL Draft.
- Browns head coach **Fredrick Kitchens** spent more seasons with the Cardinals (11) than any other assistant coach in franchise history.
- Kyler Murray** owns the franchise rookie records for passing yards (3,060), TD passes (16), completions (293) and attempts (457). His 448 rushing yards and four rushing TDs are also franchise rookie records for a QB.
- LB **Chandler Jones** will face the Browns for just the second time in his career. Cleveland joins Baltimore and Houston as the only teams Jones does not have at least a half sack against during his career.
- Jones** has 14.0 sacks and six forced fumbles this season. His 14.0 sacks are just one off the NFL lead and his six forced fumbles are tied for the lead.
- In 29 career games against Cleveland, LB **Terrell Suggs** has totaled 116 tackles, 19.0 sacks, 23 tackles for loss, 23 QB hits, an INT (returned for a TD), nine forced fumbles and two fumble recoveries.
- LB **Dennis Gardeck** had a fumble recovery on a fake punt last week. In addition to that recovery, the 2<sup>nd</sup>-year special teams standout has 16 tackles, three punt deflections and has recovered a blocked punt in the end zone for a TD since signing with AZ as a rookie free agent out of Sioux Falls in 2018.

### GAME RELEASE INDEX

Page	Contents
2	Celebrating the life and legacy of <b>William V. Bidwill</b>
3	Cardinals-Browns Series Info
4	By The Numbers / What To Look For / Week 15 Schedules
5-6	<b>Kyler Murray's</b> Record-Breaking Rookie Season
7	<b>Chandler Jones</b> Highlights
8	Season Highlights / <b>J. Hicks / A. Lee / Z. Gonzalez</b>
9	Cardinals in the Community
10-13	<b>Larry Fitzgerald</b> Career Highlights & All-Time Rankings
14	<b>D. Johnson / K. Drake / C. Edmonds / C. Kirk</b>
15	<b>T. Suggs / B. Baker / P. Peterson</b>
16	NFL 100 / Cardinals History in NFL
17	<b>Michael Bidwill</b> Highlights / State Farm Stadium / <b>Palmer ROH</b>
18-20	Coaching Staff Highlights / <b>Kingsbury</b> Highlights
21-71	Season Stats / Rosters / Depth Chart

### BROADCAST INFORMATION

Television: CBS / Play-By-Play: Tom McCarthy Analyst: Jay Feely

Cardinals Radio: Arizona Sports 98.7 FM / Play-By-Play: Dave Pasch Analyst: Ron Wolfley Sideline: Paul Calvisi

Cardinals Spanish Radio: TUDN Phoenix 105.1 FM / Play-By-Play: Gabriel Trujillo Analyst: Rolando Cantu



## THE LIFE OF MR. B



William V. (Bill) Bidwill passed away on October 2 at the age of 88.

"Our dad passed away the same way he lived his life: peacefully, with grace, dignity and surrounded by family and loved ones," said Cardinals Chairman and President **Michael Bidwill**. "Above all else, we will remember him as a man devoted to the three central pillars of his life – his immense faith, his love for his family and his life-long passion for the Cardinals and the sport of football."

Born on July 31, 1931 in Chicago, he is the son of Charles and Violet Bidwill. His father purchased the Chicago Cardinals of the NFL in 1932, starting Bill's life-long association with the team which spanned eight decades and started as a ball boy when he was a child. A two-sport athlete playing football and baseball at Georgetown Prep outside of Washington, DC, Bidwill received the school's highest honor, the Insignis Medal, in 1990 and was selected to the school's Athletic Hall of Fame in 2017.

After earning his undergraduate degree from Georgetown University, Bidwill proudly served in the United States Navy before taking on a full-time role with the team in 1960. That same year he married Nancy, his wife of more than 56 years until her passing in 2016 and had five children: daughter Nicole and sons Bill Jr., Michael, Patrick and Timothy. While well-known for his understated nature and a preference for staying out of the spotlight, "Mr. B" was recognized often for his contributions and accomplishments as Cardinals owner.

In 2017, he was enshrined in the Arizona Sports Hall of Fame which honors those who have made significant contributions to state's athletics community. In 2010, Bidwill was inducted into the Sports Faith Hall of Fame in Lake Forest, IL. At its December 2010 commencement exercises, Northern Arizona University awarded Bidwill an honorary doctor of humane letters degree for "his contributions to the university, his community and his profession."

In addition to his five children, 10 grandchildren and one great-grandchild, Bidwill is survived by his brother Charles (Stormy).

## A LEADER IN DIVERSITY



Bidwill was at the forefront of diversity in hiring practices, which was evidenced by the hiring of the NFL's first African American female executive (Adele Harris), first African American contract negotiator (Bob Wallace) and first African American head coach/GM tandem (Dennis Green and Rod Graves). In 2015, the team established the Bill Bidwill Coaching Fellowship to increase diversity and provide opportunities to gain NFL coaching experience.

"He didn't care about the color of your skin, race or gender if he felt like you could do the job to the best of your ability to help us become better than you were the right person for it," **Larry Fitzgerald** said.

At the 2010 annual NFL Combine in Indianapolis, Bidwill was honored with the Paul "Tank" Younger Award from the Fritz Pollard Alliance, whose purpose is to promote diversity and equality of job opportunity in the NFL.

## ANOTHER SIGNIFICANT WIN IN CINCINNATI



Arizona's Week 5 victory in Cincinnati was the first game following the passing of team owner **Bill Bidwill** the previous Wednesday (10/2). Bill's father, Charles, purchased the team in 1932 and the first season the Cardinals played under Bidwill ownership was in 1933.

The first victory for the Cards during that 1933 season – which came on October 8th – was a 3-0 win in Cincinnati against the Reds.

On Tuesday (10/8/19) – exactly 86 years after that 1933 victory over the Reds – funeral services were held to honor the life of Bill Bidwill.

"It has been an emotional week," Chairman and President **Michael Bidwill** said after the victory over the Bengals. "The coaches and players all told me they were going to win it for (Bill Bidwill). It is great to get the win."

## AN UNHERALDED COMMUNITY CHAMPION



Bidwill's devotion to the Cardinals and the game of football was matched by his passion for giving back to the community and supporting charitable causes, though he never sought recognition for his consistent and generous donations.

"He valued love, and loyalty and life. All of that came together to manifest itself in his giving," former Cardinals Pro Bowl fullback **Ron Wolfley** said. "The way that he would give millions and millions of dollars and nobody knew what he was giving so much of the time. He didn't sound the trumpet to let people know what he was doing."

Fitzgerald was inspired by Bidwill's work in the community without seeking the spotlight.

"The thing I really cherished about him was his selflessness and commitment to the community," WR **Larry Fitzgerald** said. "It was something he was passionate about and he wanted zero fanfare, and I always respected that about him."

## STATEMENTS REGARDING THE PASSING OF ARIZONA CARDINALS OWNER BILL BIDWILL

### CARDINALS WIDE RECEIVER LARRY FITZGERALD:

"The NFL family lost a pioneer today. Bill Bidwill loved the Arizona Cardinals and the great State of Arizona. He paved the way for so many by being on the forefront of giving minorities the opportunity to thrive as coaches and executives in the NFL. He was also a man of quiet generosity giving of his time and resources to make lives better."



**NFL COMMISSIONER ROGER GOODELL:** "Bill Bidwill was part of the NFL family his entire life, starting from his days as a ball boy through his time as an owner. Although never one to seek the spotlight, Bill had an incredible sense of humor and he made extraordinary contributions to the NFL. Bill's vision brought the Cardinals, the NFL and multiple Super Bowls to Arizona. He was a leader in embracing diversity and employed the first African American female executive, and the first African American general manager and head coach tandem."

**PATRIOTS CHAIRMAN AND CEO ROBERT KRAFT:** "Bill Bidwill was one of the first owners to reach out to me and welcome me into the league when I bought the Patriots in 1994. He was one of the longest-tenured owners in the league and I always appreciated his historical perspective and his love of the game. When it came to the game of football and the NFL, we were mostly like-minded and aligned. The only thing more important to him than his beloved Cardinals was his family and I know how proud he was of his children."

### COWBOYS OWNER, PRESIDENT AND GENERAL MANAGER JERRY JONES:

"I always viewed Bill as a man who, through his father and his literally growing up with the NFL, was an extension of the founding fathers of the NFL. His leadership and influence contributed greatly to bridging the gap between what the earliest years of our professional game looked like and the growth and massive popularity of what it has become. He had a unique perspective of where the game began and where he thought it needed to go. I enjoyed him as a competitor and a colleague, and regardless of the circumstance, he had a unique gift of humor that not everyone knew about."

**GIANTS PRESIDENT AND CEO JOHN MARA:** "Bill Bidwill was one of the most important owners in the history of the National Football League. He was a kind and decent man who loved his team and the League. He leaves behind a wonderful family. Bill was someone I greatly admired and respected. I was proud to call him a friend."

**BEARS CHAIRMAN GEORGE H. McCASKEY:** "One of our family's proudest associations in the NFL is with the Bidwill family. It goes back three generations, and at the heart of it is Bill Bidwill. His sacrifices on behalf of our great game are not properly documented, nor properly appreciated. He was a gracious man, a raconteur, and a great friend."

**BUCCANEERS OWNER AND CO-CHAIRMAN BRYAN GLAZER:** "Bill Bidwill's life mirrored the growth and success of the Cardinals and the entire National Football League. We have tremendous respect and admiration for the lineage of the Bidwill family ownership dating back to 1932. We send our condolences to his children Nicole, Bill Jr., Michael, Patrick, Timothy, and the Arizona Cardinals and all of Bill's family and friends."

**CHIEFS CHAIRMAN AND CEO CLARK HUNT:** "As one of the longest tenured owners in professional football, Bill built and cared for his franchise with the utmost passion and integrity. He always put the best interests of the league first and his philanthropy made a lasting impact in communities throughout Arizona."

### LIONS OWNER AND CHAIRMAN MARTHA FIRESTONE FORD:

"The Lions and Cardinals have always shared a proud bond as two of the NFL's original franchises, and the Bidwill Family holds a treasured place in the history of professional football. His more than 80 years of life as part of the Cardinals organization will be remembered through a legacy marked by countless contributions to our great game."

**COLTS OWNER AND CEO JIM IRSAY:** "Rest in peace, Bill Bidwill, legendary owner of the Cardinals. Bill was involved with our league since 1932, and was a leader on the initiative of minority front office hiring."

**ARIZONA GOV. DOUG DUCEY:** "A dad. A husband. A giant of the NFL and an Arizona icon – Bill Bidwill never forgot he was part of our community, and he showed it throughout his long and remarkable life. Bill was passionate about many things, but especially his faith, family and the Cardinals football team he loved so much."



## KITCHENS & THE FORMER CARDINALS

On Sunday Arizona will face a Cleveland team led by head coach **Freddie Kitchens** - who spent 11 seasons (2007-17) as an assistant in Arizona during the tenure of head coaches Ken Whisenhunt and Bruce Arians.

Kitchens spent more seasons with the Cardinals (11) than any other assistant coach in franchise history.

Hired as a TE's coach in 2007, Kitchens spent six seasons in that position before taking over as QBs coach in 2013. During his final season with Arizona in 2017, Kitchens was the Cardinals RBs coach.



### Cardinals Highlights During Kitchens' Tenure

- Posted 94-81-1 regular season record and 5-4 postseason record
- Made 4 playoff appearances and played 9 postseason games
- Earned 3 NFC West titles
- Made 2 NFC Championship Games and appeared in Super Bowl XLIII
- In 2015, the Cardinals had the top ranked offense in the NFL for the first time in team history and established single-season records for points (489), TDs (59), TD passes (35), total net yards (6,533) and first downs (373).

During his time as QBs coach in AZ, Kitchens helped QB Carson Palmer establish single-season team records for passing yards (4,671), TD passes (35) and passer rating (104.6) in 2015. Palmer was also selected to the Pro Bowl after starting all 16 games and both postseason contests in 2015.

### FORMER CARDINALS ON BROWNS COACHES STAFF

Browns Defensive Coordinator **Steve Wilks** was the Cardinals head coach in 2018.

Browns Run Game Coordinator/RBs **Stump Mitchell** played RB for the Cardinals from 1981-89 and later served at Arizona's RBs coach from 2013-16. He was also the head football coach at Casa Grande High School in Arizona from 1993-94.

Browns Defensive Run Game Coordinator/LBs **Al Holcomb** was the Cardinals defensive coordinator in 2018.

Browns Defensive Quality Control Coach **Alfonso Escalante** served in the same position with Arizona in 2018.

Browns QBs Coach **Ryan Lindley** was drafted by the Cardinals in the sixth round (185th overall) of the 2012 NFL Draft and played in nine games (six starts) between 2012-14. Lindley also started in Arizona's Wild Card matchup at Carolina following the '14 season.

Browns TE's Coach **Jim Dray** was drafted by the Cardinals in the seventh round (233rd overall) of the 2010 NFL Draft and played TE for four seasons (2010-13) with the Cardinals and returned for one game in 2017.

### Browns Connections

Cardinals K **Zane Gonzalez** was drafted by the Browns in the seventh round (224th overall) of the 2017 NFL Draft and spent the entire 2017 season and part of 2018 with the team.

Cardinals P **Andy Lee** played for the Browns during the 2015 season.

Cardinals LBs coach **Bill Davis** was a defensive assistant/LBs coach for the Browns in 1999 and later returned to the team as the LBs coach from 2011-12. His father, **Bill Sr.**, served 13 years in the NFL, including six years as Cleveland's VP of Player Personnel.

Cardinals TE's coach **Steve Heiden** played for the Browns from 2002-09.

### Cardinals Connections

Browns TE **Ricky Seals-Jones** played in 25 games (six starts) for the Cardinals from 2017-18.

Browns QB **Drew Stanton** played 26 games (13 starts) for the Cardinals from 2013-17.

Browns CB **Tavierre Thomas** entered the league as an undrafted rookie free agent with the Cardinals in 2018.

### Ohio Connections

Cardinals WR **Andy Isabella** is from Mayfield, OH, a suburb of Cleveland.

Cardinals LB **Jordan Hicks** is a Cincinnati native and was named Gatorade's Ohio High School Player of the Year in 2009.

### Arizona Connections

Browns S **Damarious Randall** played at Arizona State (2013-14) and Mesa Community College (2012).

### College/Pro Connections

Cardinals WR **Christian Kirk** (2015-17) and QB **Kyler Murray** (2015) played at Texas A&M with Browns TE **Ricky Seals-Jones** (2013-15) and WR **Damion Ratley** (2015-17).

Cardinals OL **Justin Pugh** (2013-17) played for the Giants with Browns WR **Odell Beckham Jr.** (2014-18) and DE **Olivier Vernon** (2016-18).

Cardinals RB **Kenyan Drake** (2016-19) and TE **Charles Clay** (2011-14) played for the Dolphins with Browns WR **Jarvis Landry** (2014-17) and DE **Olivier Vernon** (2012-15).

Cardinals OLs **D.J. Humphries** (2012-14) and **Max Garcia** (2013-14) played at Florida with Browns DE **Bryan Cox** (2013-16).

## SOONER LEGENDS SQUARE OFF

The winner of the 2019 Heisman Trophy will be announced Saturday (12/14) in New York. The following day, the last two players to be named college football's top player - AZ's **Kyler Murray** and CLE's **Baker Mayfield** - will face off at State Farm Stadium. Murray and Mayfield were both Heisman Trophy winners at the University of Oklahoma who were taken #1 overall in the NFL Draft. They were also teammates with the Sooners from 2016-17.

Mayfield was the 1st overall pick by Cleveland in 2018 and Murray went #1 in 2019 - marking the first time in history a school had a QB selected #1 overall in back-to-back years. Murray and Mayfield are among the 22 players ever to win the Heisman and go on to be taken #1 overall in the NFL Draft.

### Heisman Trophy Winners Drafted 1st Overall

Heisman	Winner	Draft Yr
2018	Kyler Murray	2019+
2017	Baker Mayfield	2018+
2013	Jameis Winston	2015
2010	Cam Newton	2011+
2008	Sam Bradford	2010+
2002	Carson Palmer	2003
1986	Vinny Testaverde	1987+
1985	Bo Jackson	1986+
1980	George Rogers	1981+
1978	Billy Sims	1980+
1977	Earl Campbell	1978
1970	Jim Plunkett	1971
1968	O.J. Simpson	1969
1962	Terry Baker	1963+
1961	Ernie Davis	1962+
1959	Billy Cannon	1960
1956	Paul Hornung	1957
1949	Leon Hart	1950
1943	Angelo Bartelli	1944+
1942	Frank Sinkwich	1943+
1940	Tom Harmon	1941
1935	Jay Berwanger	1936

+Consecutive drafts going #1 overall



Both QBs led the Sooners to 12-2 records, Big 12 Championship Game victories and CFP appearances in their final season. Below is a look at Murray's 2018 Heisman-winning campaign compared to Mayfield's in 2017.

Statistic	Murray	Mayfield
Games	14	14
Record	12-2	12-2
Pass Attempts	377	404
Completions	260	285
Passing Yards	4,361	4,627
TD Passes	42	43
Passer Rating	199.2	198.9
Rush Attempts	140	97
Rushing Yards	1,001	311
Rushing TDs	12	5
Total Rush/Pass Yards	5,362	4,938
Total Rush/Pass TDs	54	48

## SUGGS GOES FOR #20 VS. THE BROWNS

LB **Terrell Suggs** - in his first season with the Cardinals after 16 years in Baltimore - faced the Steelers last week for the 30th time during the regular season. This week, Suggs goes up against another former AFC North foe in Cleveland - who he will face for the 30th time.

Suggs has more sacks against the Browns (19.0) than any other team in his career and more than any player in NFL history against Cleveland. His 19.0 sacks also represent the most for any active player against a single opponent.

Most Sacks vs. Single Opponent (Active)			
Rnk	Player	Sack	Opponent
1	Terrell Suggs	19.0	Cleveland
2	Cameron Jordan	18.0	Atlanta
3	J.J. Watt	17.0	Tennessee
4t	Everson Griffen	16.0	Detroit
4t	Von Miller	16.0	Kansas City
4t	J.J. Watt	16.0	Jacksonville



## CARDINALS/BROWNS - SEASON STATS

Statistic	Cardinals	Rank	Browns	Rank
Points Scored	272	22	273	21
Points Allowed	374	30	291	15
TDs Scored	27	25	30	23
TDs Allowed	44	30	33	t-15
Rushing TDs	11	t-16	14	t-7
Passing TDs	16	t-23	15	t-26
Return TDs	0	t-31	1	t-17
Rushing TDs Allowed	7	t-4	11	t-14
Passing TDs Allowed	32	32	20	t-16
Sacked/Yards Lost	47/309	t-28	33/239	t-14
Fumbles/Lost	6/3	2	12/6	t-9
Field Goals Made/Attempted	27/30	3	22/25	t-12
Total Yards/Game	324.4	24	346.8	19
Opp. Total Yards/Game	414.7	32	346.0	16
Rushing Yards/Game	110.8	15	124.5	9
Opp. Rushing Yards/Game	120.5	24	128.2	26
Passing Yards/Game	213.6	24	222.3	20
Opp. Passing Yards/Game	294.2	32	217.8	8
Turnover Ratio	+2	t-11	-5	t-22
Possession Average	27:02	32	30:16	15

## BY THE NUMBERS

**8**

Different decades in which Bill Bidwill - who passed away on October 2<sup>nd</sup> at the age of 88 - was affiliated with the Cardinals. Beginning as a ball boy, he served the franchise in countless fashions - public address announcer, ticket promotions, scouting, advertising, public relations and contract negotiator - in his time with the Cardinals.

**11**

Seasons that Browns head coach Freddie Kitchens spent as an assistant with Arizona (2007-17). Kitchens spent more seasons with the Cardinals than any other assistant coach in franchise history.

**19.0**

Sacks for LB Terrell Suggs in 29 career games against Cleveland. Suggs has more sacks against the Browns than any other player in NFL history.

**5**

Players from the University of Oklahoma that have won the Heisman Trophy. The last two to earn the honor - Arizona QB Kyler Murray (2018) and Cleveland QB Baker Mayfield (2017) - face off this week. Murray and Mayfield were teammates with the Sooners from 2016-17.

**143**

Consecutive sellouts at State Farm Stadium. A sellout of this week's game vs. the Browns would be #144. With a sellout of this week's home finale against Cleveland, Arizona would have sold out every game (preseason and postseason included) in 14 years at State Farm Stadium.

**14.0**

Sacks for LB Chandler Jones in 2019, which is one off the NFL lead. Only Tampa Bay's Shaquil Barrett (15.0) has more.

**6**

Forced fumbles for Jones this season, a new career high. Jones is tied with Tampa Bay's Shaquil Barrett for the NFL lead in both forced fumbles (6) and "strip-sacks" (6) this season.

**25**

Forced fumbles for Jones in his career. Since he entered the NFL in 2012, Jones' 25 forced fumbles are the most in the NFL.

**55.0**

Sacks for Jones in 61 career games with the Cardinals. Since being acquired by Arizona in a trade with New England in 2016, Jones has 4.5 more sacks than any other player in the NFL. Rams DT Aaron Donald ranks second with 50.5.

**15**

Career TD receptions for RB David Johnson. With his TD catch last week vs. Pittsburgh he became just the fifth player in NFL history with 30+ rushing TDs and 15+ receiving TDs in their first five seasons.

**3,060**

Passing yards for QB Kyler Murray in 2019. That is a new franchise record for passing yards by a rookie.

**16**

TD passes for Murray this season. With two TD passes last week against Pittsburgh, Murray surpassed Jake Plummer (15 in 1997) for most TD passes by a rookie in franchise history.

**7**

Games in which Murray has thrown multiple TDs this season. Only four rookies in NFL history had more games with multiple TD passes. The NFL record is nine, set by Cleveland's Baker Mayfield in 2018.

**100**

Career receptions for WR Christian Kirk, who reached the milestone last week vs. Pittsburgh while playing in his 22nd career game. The only player in Cards history who reached 100 catches in fewer games was Anquan Boldin (16).

**121**

Tackles for LB Jordan Hicks in 2019, extending his career high. Hicks ranks third in the NFL in tackles in 2019 behind only Seahawks LB Bobby Wagner and Packers LB Blake Martinez.

**10**

Career INTs for Hicks, who has three picks for the Cardinals this season. Dating back to Hicks' rookie season in 2015, only Carolina's Luke Kuechly (11) has more INTs among ILBs.

**104**

Points for K Zane Gonzalez in 2019 (27 FG, 23 PAT). The former ASU standout ranks third in the NFL in FGs (27) and is fifth in the NFL in total points in '19.

**17**

Consecutive FG attempts Gonzalez has made dating back to Week 5 at Cincinnati. That is the longest active streak in the NFL.

**48.5**

Punting average for Andy Lee in 2019. That ranks second in the NFL and is slightly lower than his average in 2018 (48.6) when he led the NFL and established a new franchise single-season record.

## WHAT TO LOOK FOR IN WEEK 15 ...

### WITH A WIN THIS WEEK...

- The Cardinals would have four consecutive wins against Cleveland and five wins in the last six meetings.
- QB **Kyler Murray** (4) would tie the franchise record for wins by a rookie QB.

### MILESTONES WITHIN REACH

#### WR **Larry Fitzgerald**

- With a reception, Fitzgerald would have at least one catch in 241 consecutive games, the second-longest reception streak in NFL history (Jerry Rice - 274).
- With 52 receiving yards, Fitzgerald would reach 17,000 receiving yards for his career.
- With 12 receptions, Fitzgerald would pass Jerry Rice (646 at Candlestick Park) for the most receptions in NFL history in a single stadium.

#### LB **Chandler Jones**

- With a sack, Jones would have 15.0 sacks in 2019. That would rank fourth on the franchise single-season sacks list. It would also tie his own franchise record for sacks through the first 14 games of a season, a mark he set in 2017 when he went on to lead the NFL with 17.0 sacks.
- With a sack, it would leave the Ravens and Texans as the only teams Jones doesn't have at least a partial sack against during his career.

#### QB **Kyler Murray**

- With 54 rushing yards, Murray would establish a new franchise record for rushing yards by a QB. The current record of 501 was set by Hall of Famer Charley Trippi in 1951.
- With 300 passing yards, Murray (5) would join Andrew Luck (6 in 2012) as the only players in NFL history with at least five 300-yard outings during their rookie season.

#### LB **Terrell Suggs**

- With a sack, Suggs (139.0) would pass DeMarcus Ware (138.5) for eighth place on the NFL's all-time sacks list.
- With a sack, Suggs would have 20.0 sacks in 30 career games vs. Cleveland.

#### RB **David Johnson**

- With a TD (of any kind), Johnson would reach 50 career TDs in fewer games (61) than any other player in franchise history.

#### LB **Jordan Hicks**

- With an INT, Hicks would become just the fifth Cardinals LB with at least four INTs in a season, joining Karlos Dansby (4 in 2013), Ronald McKinnon (5 in 1998), E.J. Junior (5 in 1985) and Leo Sanford (5 in 1956).

## NFL SCHEDULE - WEEK 15

### Thursday, December 12

New York Jets at Baltimore Ravens - 6:20 PM (FOX/NFLN/Amazon)

### Sunday, December 15

New England Patriots at Cincinnati Bengals - 11:00 AM (CBS)  
Tampa Bay Buccaneers at Detroit Lions - 11:00 AM (FOX)  
Houston Texans at Tennessee Titans - 11:00 AM (CBS)  
Denver Broncos at Kansas City Chiefs - 11:00 AM (CBS)  
Miami Dolphins at New York Giants - 11:00 AM (CBS)  
Philadelphia Eagles at Washington Redskins - 11:00 AM (FOX)  
Seattle Seahawks at Carolina Panthers - 11:00 AM (FOX)  
Chicago Bears at Green Bay Packers - 11:00 AM (FOX)  
**Cleveland Browns at Arizona Cardinals - 2:05 PM (CBS)**  
Minnesota Vikings at Los Angeles Chargers - 2:05 PM (CBS)  
Jacksonville Jaguars at Oakland Raiders - 2:05 PM (CBS)  
Los Angeles Rams at Dallas Cowboys - 2:25 PM (FOX)  
Atlanta Falcons at San Francisco 49ers - 2:25 PM (FOX)  
Buffalo Bills at Pittsburgh Steelers - 6:20 PM (NBC)

### Monday, December 16

Indianapolis Colts at New Orleans Saints - 6:15 PM (ESPN)

## MEDIA SCHEDULE - WEEK 15

The Cardinals practice and media schedule for this week is listed below. Practice is open each day for approximately the first 20 minutes and the locker room will be open for 45 minutes.



All requests for assistant coach availability need to be made in advance through the Cardinals Media Relations staff.

Wed, 12/11 10:05 AM - **Kliff Kingsbury** available in media room  
10:45 AM - Browns head coach **Freddie Kitchens** conference call  
11:20 AM - Practice  
12:55 PM - **Kyler Murray** presser and players available in locker room

Thurs, 12/12 11:05 AM - Practice  
1:10 PM - Coordinators **Tom Clements** (Pass Game) and **Vance Joseph** (Defense) available and players available in locker room

Fri, 12/13 11:30 AM - Practice  
12:40 PM - **Kliff Kingsbury** presser and players available in locker room

Sun, 12/15 2:05 PM - Browns vs. Cardinals (State Farm Stadium)



## KYLER MURRAY AT A GLANCE

• Holds franchise rookie records for passing yards (3,060), TD passes (16), completions (293), attempts (457), and games with multiple TD passes (7).

• His 448 rushing yards and four rushing TDs are the most by a rookie QB in team history.

• Joins Lamar Jackson as the only QBs in the NFL that lead their team in rushing yards in 2019.

• Needs one win to tie the franchise record for wins by a rookie QB.

• Joins Cam Newton (2011) and DeShaun Watson (2017-18) as the only players in NFL history with at 3,000+ passing yards and 400+ rushing yards in first 13 career games.

• One of just four rookies in NFL history with at least four 300-yard passing performances.

• Between Weeks 4-10, set an NFL rookie record with 211 consecutive pass attempts without an INT.

• First player in NFL history with 20+ completions in each of their first six career games.

• Joined Cam Newton (2011) as the only QBs in NFL history to throw for 300+ yards in each of their two career games.

• Became the first Cardinals rookie QB to start a season opener since Lamar McHan in 1954.

• Selected #1 overall by the Cardinals in the 2019 NFL Draft. Fifth player ever taken by Arizona #1 overall and first since 1958.



## MAKING A RUN FOR IT

Murray has 448 rushing yards and four rushing TDs in 2019. Both totals represent franchise rookie records by a QB. Bud Schwenk (313 in 1942) held previous record for rushing yards.

Murray needs just 54 rushing yards to establish a new franchise record for rushing yards by a QB.

### Franchise Record - Rushing Yards By QB (Season)

Rnk	Player (Year)	Yds	To Pass
1	Charley Trippi (1951)	501	54
2	Timm Rosenbach (1990)	470	23
3	<b>Kyler Murray (2019)*</b>	<b>448</b>	-
4	Charley Trippi (1952)	350	-
5	Bud Schwenk (1942)*	313	-

\*Rookie Season

Murray's 448 rushing yards are eighth-most in NFL history for a rookie QB.

### NFL Rookie Record - Rushing Yards by Quarterback

Rnk	Player (Team)	Yds	Year	To Pass
1	Robert Griffin (Was)	815	2012	368
2	Cam Newton (Car)	706	2011	259
3	Lamar Jackson (Bal)	695	2018	247
4	Josh Allen (Buf)	631	2018	184
5	Vince Young (Ten)	552	2006	105
6	Billy Kilmer (SF)	509	1961	62
7	Russell Wilson (Sea)	489	2012	42
8	<b>Kyler Murray (AZ)</b>	<b>448</b>	<b>2019</b>	-
9t	Blake Bortles (Jax)	419	2014	-
9t	DeShone Kizer (Cle)	419	2017	-

In his first 13 career games, Murray already owns three of the top-seven single-game rushing yardage totals by a QB in franchise history.

### Franchise Single-Game Record - Rush Yards By QB

Rnk	Player	Yds	Opponent
1	Charley Trippi	145	12/16/51 @ Chicago
2	M.C. Reynolds*	99	11/2/58 vs. Philadelphia
3	<b>Kyler Murray*</b>	<b>93</b>	<b>10/6/19 @ Cincinnati</b>
4	Charley Trippi	86	10/5/52 vs. Chicago
5	Charley Trippi	81	11/18/51 @ San Francisco
6	<b>Kyler Murray*</b>	<b>69</b>	<b>9/22/19 vs. Carolina</b>
7	<b>Kyler Murray*</b>	<b>67</b>	<b>11/17/19 @ San Francisco</b>

\*Rookie Season

### APPROACHING THE QB RUSHING TD RECORD

Only three QBs in franchise history had more rushing TDs in a single season than Murray has in 2019.

### Franchise Record - Rushing TDs by Quarterback (Season)

Rnk	Player (Year)	TDs
1	Jim Hart (1968)	6
2t	King Hill (1959)	5
2t	Lamar McHan (1956)	5
4t	<b>Kyler Murray (2019)*</b>	<b>4</b>
4t	Jake Plummer (1998)	4
4t	Charley Trippi (1952)	4
4t	Charley Trippi (1951)	4

\*Rookie Season



## RECORD-SETTING ROOKIE PASSER

Murray has completed 293-of-457 pass attempts (64.1%) for 3,060 yards, 16 TDs, 9 INTs and an 86.9 passer rating this season.

With three games remaining in 2019, Murray has already established franchise rookie records for passing yards, TD passes, completions and attempts. His four games with 300+ passing yards also represent a team rookie record.

### Franchise Rookie Record - Passing Yards (Season)

Rnk	Player (Year)	Yds	Gms
1	<b>Kyler Murray (2019)</b>	<b>3,060</b>	<b>13</b>
2	Matt Leinart (2006)	2,547	12
3	Josh Rosen (2018)	2,278	14
4	Jake Plummer (1997)	2,203	10
5	Neil Lomax (1981)	1,575	14

### Franchise Rookie Record - TD Passes (Season)

Rnk	Player (Year)	TDs
1	<b>Kyler Murray (2019)</b>	<b>16</b>
2	Jake Plummer (1997)	15
3t	M.C. Reynolds (1958)	11
3t	Matt Leinart (2006)	11
3t	Josh Rosen (2018)	11

### Franchise Rookie Record - Completions (Season)

Rnk	Player (Year)	Cmp	Gms
1	<b>Kyler Murray (2019)</b>	<b>293</b>	<b>13</b>
2	Josh Rosen (2018)	217	14
3	Matt Leinart (2006)	214	12
4	Jake Plummer (1997)	157	10
5	Bud Schwenk (1942)	126	11

### Franchise Rookie Record - Pass Attempts (Season)

Rnk	Player (Year)	Cmp	Gms
1	<b>Kyler Murray (2019)</b>	<b>457</b>	<b>13</b>
2	Josh Rosen (2018)	393	14
3	Matt Leinart (2006)	377	12
4	Jake Plummer (1997)	296	10
5	Bud Schwenk (1942)	295	11

### 20 TOUCHDOWNS AND COUNTING IN 2019

After throwing two TD passes last week against the Steelers, Murray now has 20 combined TDs in 2019 (16 passing, 4 rushing), extending his franchise rookie record for combined passing/rushing TDs.

Murray set the mark by establishing franchise rookie QB records for TD passes (16) and rushing TDs (4).

### Franchise Rookie QB Record - TDs Rushing & Passing

Rnk	Player (Year)	TDs	Pass	Rush
1	<b>Kyler Murray (2019)</b>	<b>20</b>	<b>16</b>	<b>4</b>
2	Jake Plummer (1997)	17	15	2
3	Matt Leinart (2006)	13	11	2
4t	M.C. Reynolds (1959)	11	11	0
4t	Josh Rosen (2018)	11	11	0

Of his 20 TDs this season, 11 (9 passing; 2 rushing) have come in the last five games.

## SEVEN GAMES WITH MORE THAN ONE

Last week's game against the Steelers was Murray's seventh outing with multiple TD passes, and fourth in the last five games. Prior to Murray, no Cardinals rookie had thrown multiple TD passes in more than four games.


### Franchise Rookie Record - Games w/ 2+ TD Passes

Rnk	Player (Year)	Gms
1	<b>Kyler Murray (2019)</b>	<b>7</b>
2t	Jake Plummer (1997)	4
2t	M.C. Reynolds (1958)	4
4	Matt Leinart (2006)	3
5t	Josh Rosen (2018)	2
5t	Jim Root (1953)	2

In NFL history, only four rookies had more games with multiple TD passes than Murray has in 2019. The NFL record (9) was set by Browns QB Baker Mayfield in 2018. Murray and Mayfield - former Oklahoma teammates - will square off this week at State Farm Stadium.

### NFL Rookie Record - Games w/ 2+ TD Passes

Rnk	Player (Team)	Gms	Year
1	Baker Mayfield (Cle)	9	2018
2t	Mike Glennon (TB)	8	2013
2t	Andrew Luck (Ind)	8	2012
2t	Russell Wilson (Sea)	8	2012
5t	<b>Kyler Murray (AZ)</b>	<b>7</b>	<b>2019</b>
5t	Dak Prescott (Dal)	7	2016
5t	Peyton Manning (Ind)	7	1998
5t	Dan Marino (Mia)	7	1983



## HIGHLY RATED AGAINST THE 49ERS

**Murray** joins the Saints Drew Brees as the only QBs to post a passer rating of 100+ against the 49ers this season. Murray did so twice.

In two games vs. the 49ers, Murray completed 41-of-57 pass attempts (71.9%) for 391 yards, 4 TDs and 0 INTs. He also rushed for 101 yards and a TD.

Murray's 130.7 passer rating against the Niners in Week 9 is the highest for any Cardinals QB in 57 all-time meetings against San Francisco.



### QB Passer Rating by Game vs. San Francisco in 2019

Rnk	Player (Team)	Rate	Att	Cmp	Pct	Yds	TD	INT
1	Drew Brees (NO)	138.4	40	29	72.5	349	5	0
2	<b>Kyler Murray (AZ)</b>	<b>130.7</b>	<b>24</b>	<b>17</b>	<b>70.8</b>	<b>241</b>	<b>2</b>	<b>0</b>
3	<b>Kyler Murray (AZ)</b>	<b>101.8</b>	<b>33</b>	<b>24</b>	<b>72.7</b>	<b>150</b>	<b>2</b>	<b>0</b>
4	Case Keenum (Was)	91.3	12	9	75.0	77	0	0
5	Andy Dalton (Cin)	90.5	42	26	61.9	311	2	1
6	Russell Wilson (Sea)	86.9	34	24	70.6	232	1	1
7	Lamar Jackson (Bal)	86.3	23	14	60.9	105	1	0
8	Mason Rudolph (Pit)	81.4	27	14	51.9	174	2	1
9	Aaron Rodgers (GB)	75.8	33	20	60.6	104	1	0
10	Jared Goff (LAR)	60.8	24	13	54.2	78	0	0
11	Jameis Winston (TB)	45.4	36	20	55.6	194	1	3
12	Kyle Allen (Car)	28.9	37	19	51.4	158	0	3
13	Baker Mayfield (Cle)	13.4	22	8	36.4	100	0	2

## A COMPLETE PASSER

**Murray** has 293 completions in 2019. In NFL history, only three players had more completions in his first 13 career games.

### NFL History – Completions in 1st 13 Career Games

Rnk	Player (Year)	Cmp	Team
1	Carson Wentz (2016)*	317	Philadelphia
2	Patrick Mahomes (2017-18)	309	Kansas City
3	Andrew Luck (2012)*	295	Indianapolis
4	<b>Kyler Murray (2019)*</b>	<b>293</b>	<b>Arizona</b>
5	Baker Mayfield (2018)*	287	Cleveland

\*Rookie Season



Murray is on pace for 360 completions in 2019. The NFL record for completions by a rookie is 379, established by Eagles QB Carson Wentz in 2016.

### NFL Rookie Record - Completions (Season)

Rnk	Player (Year)	Cmp	Team
1	Carson Wentz (2016)	379	Philadelphia
2	Sam Bradford (2010)	354	St. Louis
3	Derek Carr (2014)	348	Oakland
4	Andrew Luck (2012)	339	Indianapolis
5	Peyton Manning (1998)	326	Indianapolis

## MURRAY AND THE 300-YARD MARK

**Murray is one of just four QBs in NFL history with at least four 300-yard performances in his rookie season.** The only player who had more was Andrew Luck (6) in 2012.

### NFL Record - 300-Yard Games in Rookie Season

Rnk	Player (Team)	300+	Year
1	Andrew Luck (Ind)	6	2012
2t	<b>Kyler Murray (AZ)</b>	<b>4</b>	<b>2019</b>
2t	Peyton Manning (Ind)	4	1998
2t	Carson Wentz (Phi)	4	2016

Entering the 2019 season, a rookie had thrown for 300+ yards in a game just five times in team history. Murray already has four such performances in 2019.



### Passing Yards (Accounts for all 300-yard games for a rookie)

Rnk	Player	Yds	Game
1	Matt Leinart	405	11/26/06 @ Minnesota
2	Jake Plummer	388	11/16/97 @ NY Giants
3	<b>Kyler Murray</b>	<b>349</b>	<b>9/15/19 @ Baltimore</b>
4	<b>Kyler Murray</b>	<b>340</b>	<b>10/13/19 vs. Atlanta</b>
5	Jake Plummer	337	12/7/97 vs. Washington
6	<b>Kyler Murray</b>	<b>324</b>	<b>11/10/19 @ Tampa Bay</b>
7	Ryan Lindley	312	11/25/12 vs. St. Louis
8	<b>Kyler Murray</b>	<b>308</b>	<b>9/8/19 vs. Detroit</b>
9	Pat Coffee	306	12/5/37 vs. Chicago

### NOTES ON MURRAY'S 300-YARD OUTINGS

• Playing his first-ever game in the Cardinals season-opener vs. Detroit, Murray threw for 308 yards. **In doing so, he became just the fifth rookie in NFL history to throw for 300+ yards in a season-opener.** He is the first Cardinals rookie in history to throw for 300+ yards in his first career game.

• In Week 2 at Baltimore, Murray exceeded that total, throwing for 349 yards against the Ravens. **He joined Cam Newton (2011) as the only QBs in NFL history to throw for 300+ yards in each of their two career games.**

## A TRUE DUAL THREAT AT QUARTERBACK

In addition to his franchise rookie record 3,060 passing yards this season, **Murray's 448 rushing yards are the most for a rookie QB in franchise history.** It also places him in elite company this season.

**Murray and Baltimore's Lamar Jackson are the only QBs in the NFL that lead their team in rushing yards.**

**Murray joins Cam Newton (2011) and Deshaun Watson (2017-18) as the only players in NFL history with 3,000+ passing yards and 400+ rushing yards in their first 13 career games.**

Despite being in his first season, Murray has been the key to the Cardinals significantly improved offense in 2019. His statistics this season bear out just how much the Cardinals have relied on their rookie signal-caller this season. He has:

**457** pass attempts (7<sup>th</sup> in the NFL)

**293** completions (8<sup>th</sup> in the NFL)

**3,060** passing yards (15<sup>th</sup> in the NFL)

**77** rush attempts (3<sup>rd</sup> among starting QBs)

**448** rushing yards (2<sup>nd</sup> among starting QBs)

**4** rushing TDs (4<sup>th</sup> among starting QBs)

**With 52 more rushing yards this season, Murray would become the first player in Cardinals history to throw for 3,000+ yards and run for 500+ yards in a single season.**



## CARDS TAKE MURRAY #1 OVERALL

Holding the #1 overall selection in the NFL Draft for just the fifth time in franchise history - and first time since 1958 - the Cardinals took **Murray** with the top pick this past April.

### A STAR IS BORN AT OKLAHOMA

After starting his college career at Texas A&M in 2015, Murray played two seasons at Oklahoma (2017-18). In his first season with the Sooners in 2017, Murray backed up Heisman Trophy winner and 2018 #1 overall pick Baker Mayfield.

Murray took over in 2018, starting 13 of 14 games and completing 260-of-377 pass attempts (69.0%) for 4,361 yards, 42 TDs and just seven INTs while also rushing for 1,001 yards and 12 TDs on 140 carries (7.2 avg.).



**Below is a look at what Murray accomplished with the Sooners in 2018:**

• Became the first FBS player ever to average at least 300 passing yards (311.5) and at least 60 rushing yards (71.5) per game for a full season.

• Joined Clemson's Deshaun Watson (2015) as the only FBS players to ever record at least 4,000 passing yards and at least 1,000 rushing yards in a season.

• Led the nation in total yards (school-record 5,362), points responsible for (324), yards/completion (16.8) and yards/pass attempt (single-season FBS record of 11.6).

• Only player in school history to throw for 300 yards and rush for 100 in a game and did so three times.

• Threw at least two TD passes in all but one game and threw at least three TD passes in 10 of 14 contests.

• Set school and Big 12 records with at least three TD passes in eight straight games.

### Murray's Honors in 2018

- Heisman Trophy (7<sup>th</sup> Sooner to win the award)
- Davey O'Brien Quarterback of the Year Award and Manning Award recipient
- Associated Press Player of the Year
- Maxwell Award and Walter Camp Player of the Year Award finalist
- 1st-team All-American (AP and FWAA)
- Big 12 Offensive Player of the Year 1st-team All-Big 12
- Most Outstanding Player of Big 12 Championship
- 5-time Big 12 Offensive Player of the Week (tied league record)

### CARDINALS ADD A HEISMAN WINNER

The winner of the 2018 Heisman Trophy, Kyler Murray became just the third Heisman recipient ever drafted by the Cardinals.

When Murray took the field with Arizona in the season opener against Detroit in Week 1, he became the fifth Heisman Trophy winner to play for the Cardinals, joining Sam Bradford, Carson Palmer, Matt Leinart and John David Crow.



## CHANDLER JONES AT A GLANCE

• Has 13.0+ sacks in each of the last three seasons (2017-19). In NFL history, only Reggie White (4 straight on two separate occasions) had 13.0+ sacks in more consecutive seasons.

• Only player in the NFL with 10.0+ sacks in each of the last five seasons (2015-19).

• First player in Cardinals history with four seasons of at least 10.0 sacks.

• Since entering the NFL lead in 2012, leads the league with 25 forced fumbles.

• Since being acquired by Arizona, leads the NFL in sacks (55.0). Ranks third in tackles for loss (63) and second with 15 forced fumbles.

• In just 61 games with Arizona has already moved into 3<sup>rd</sup> place on the franchise all-time sacks list.

• Ranks second in the NFL with 14.0 sacks in 2019.

• Tied for the NFL lead with a career-high six forced fumbles and six "strip-sacks" of opposing QBs in '19.

• Led the NFL with franchise record 17.0 sacks in 2017. Could become just the 8<sup>th</sup> player in NFL history to lead the league in sacks multiple times.

• Acquired by Arizona in a trade with New England on 3/15/16 that sent Jonathan Cooper and a 2<sup>nd</sup> round pick to the Patriots.

• In '19 was not listed among the Top-100 players in the league by NFL Network.



## NFL'S TOP SACK ARTIST

Jones has 55.0 sacks in 61 games with Arizona. Since the Cardinals acquired Jones prior to the 2016 season, his 55.0 sacks lead the NFL. He has 4.5 sacks more than the player in second place - Rams DT Aaron Donald (50.5).



### NFL Leaders – Sacks (2016-19)

Rnk	Player (Team)	Sacks
1	Chandler Jones (AZ)	55.0
2	Aaron Donald (LAR)	50.5
3	Danielle Hunter (Min)	46.5
4	Cameron Jordan (NO)	46.0
5	Von Miller (Den)	44.0

Jones - who led the NFL with 17.0 sacks in 2018 - currently ranks second in the NFL with 14.0 sacks this season.

### NFL Leaders – Sacks (2019)

Rnk	Player (Team)	Sacks
1	Shaquil Barrett (TB)	15.0
2	Chandler Jones (AZ)	14.0
3	Cameron Jordan (NO)	13.5
4	T.J. Watt (Pit)	12.5
5	Danielle Hunter (Min)	12.5

### SHOULD HE LEAD AGAIN IN 2019

If Jones leads the NFL in sacks in 2019, he would become one of just eight players in NFL history - and first since J.J. Watt (2012; 2015) - to lead the league in sacks multiple times.

Only four players in franchise history had more sacks in a single season than Jones has so far in 2019.

### Franchise Record – Sacks in a Season

Rnk	Player (Year)	Sacks
1	Chandler Jones (2017)	17.0
2	Simeon Rice (1999)	16.5
3	Curtis Greer (1983)	16.0
4	Bertrand Berry (2004)	14.5
5t	Chandler Jones (2019)	14.0
5t	Freddie Joe Nunn (1988)	14.0
5t	Curtis Greer (1984)	14.0

## FIVE STRAIGHT WITH DOUBLE-DIGIT SACKS

Jones is the only player in the NFL who has posted double-digit sacks in each of the last five seasons (2015-19). Prior to Jones, no AZ player in history had 10+ sacks in more than two straight seasons.

With 14.0 sacks in 2019, Jones has now posted double-digit sacks in all four seasons he has been with Arizona (2016-19). He is the first player in Cardinals history with four seasons of at least 10 sacks.

### Franchise Record – Seasons with 10+ Sacks

Rnk	Player	10+ Years
1	Chandler Jones	4 (2019 (14.0), 2018 (13.0), 2017 (17.0), 2016 (11.0))
2t	Simeon Rice	3 (1999 (16.5), 1998 (10.0), 1996 (12.5))
2t	Al Baker	3 (1986 (10.5), 1984 (10.0), 1983 (13.0))
4t	Freddie Joe Nunn	2 (1988 (14.0), 1987 (11.0))
4t	Curtis Greer	2 (1984 (14.0), 1983 (16.0))

### FAST RISE UP THE LEADERBOARD

Jones' 55.0 sacks - which rank third on the franchise all-time sacks list - have come in just 61 games.

The only two players ahead of him on the franchise all-time sacks list each appeared in at least 130 games with the team.

### Franchise Career Leaders – Sacks

Rnk	Player (Years)	Sacks	Gms
1	Freddie Joe Nunn (1985-93)	66.5	131
2	Calais Campbell (2008-16)	56.5	138
3	Chandler Jones (2016-)	55.0	61
4	Simeon Rice (1996-2000)	53.5	79
5	Curtis Greer (1980-88)	50.5	94



## THREE IN A ROW WITH 13.0+ SACKS

Jones has 14.0 sacks in 2019, marking the third consecutive season (2017-19) he has posted at least 13.0 sacks. Jones had a career-high and NFL-leading 17.0 sacks in 2017 and 13.0 sacks in 2018.

In NFL history, only Reggie White had 13.0+ sacks in more consecutive seasons than Jones (3).

### NFL History – Consecutive Seasons with 13.0+ Sacks

Rnk	Player (Team)	13+ Years
1t	Reggie White (Phi)	4 (1985-88)
1t	Reggie White (Phi/GB)	4 (1990-93)
3t	Chandler Jones (AZ)	3 (2017-19)
3t	Jared Allen (KC/Min)	3 (2007-09)
3t	Simon Fletcher (Den)	3 (1991-93)
3t	Derrick Thomas (KC)	3 (1990-92)
3t	Kevin Greene (LAR)	3 (1988-90)
3t	Dexter Manley (Was)	3 (1984-86)
3t	Mark Gastineau (NYJ)	3 (1983-85)
3t	Jacob Green (Sea)	3 (1983-85)



Prior to Jones, the last player to have 13.0+ sacks in three consecutive seasons was DE Jared Allen who accomplished the feat in 2007-09.

## APPLYING A GREAT AMOUNT OF FORCE

In addition to ranking second in the NFL with 13.0 sacks, Jones is also tied for the NFL lead with a career-high six forced fumbles in 2019.

### NFL Leaders – Forced Fumbles (2019)

Rnk	Player (Team)	FF
1t	Chandler Jones (AZ)	6
1t	Shaquil Barrett (TB)	6
3t	Khalil Mack (Chi)	5
3t	T.J. Watt (Pit)	5
5t	Terrell Suggs (AZ)	4
5t	Whitney Mercilus (Hou)	4
5t	Bud Dupree (Pit)	4
5t	Jadeveon Clowney (Sea)	4



All six of Jones' forced fumbles this season have come on "strip-sacks" of opposing QBs. That total is also tied for the NFL lead this season and is a big reason AZ leads the NFL with 12 strip sacks in 2019.

### NFL Team Leaders – Strip Sacks (2019)

Rnk	Team	SS
1	Arizona	12
2t	Houston	10
2t	Pittsburgh	10
4	Tampa Bay	9
5t	Seattle	7
5t	San Francisco	7
5t	Kansas City	7

### NFL Leaders - Strip Sacks (2019)

Rnk	Player (Team)	SS
1t	Chandler Jones (AZ)	6
1t	Shaquil Barrett (TB)	6
3t	Terrell Suggs (AZ)	4
3t	Bud Dupree (Pit)	4
3t	T.J. Watt (Pit)	4
3t	Whitney Mercilus (Hou)	4
3t	Khalil Mack (Chi)	4

## GAME AFTER GAME, JONES GETS A SACK

Jones has at least one sack in 40 of 61 games with the Cardinals. Since his arrival in Arizona in 2016, no player in the NFL has a sack in more games.

### NFL Leaders – Games with 1.0+ Sack (2016-19)

Rnk	Player (Team)	Games
1	Chandler Jones (Arizona)	40
2	Danielle Hunter (Minnesota)	34
3t	Khalil Mack (Chicago)	32
3t	Aaron Donald (LA Rams)	32
5t	Von Miller (Denver)	30
5t	Cameron Jordan (New Orleans)	30

Jones has at least a partial sack in 10 of 13 games this season, including in each of the last five games.

Jones' 10 games with at least a partial sack this season are tied for the most in the NFL.



## KICKING HIS WAY TO THE TOP

K **Zane Gonzalez** - now in his third NFL season and second in Arizona - is enjoying a breakout campaign in 2019.

The NFC "Special Teams Player of the Month" for October, Gonzalez ranks third in the NFL with 27 made FGs in 2019.

Prior to this year, Gonzalez's career high for FGs in a season was 15 (2017). In fact, he has already surpassed the FG total from his first two NFL seasons combined (24).

### NFL Leaders - Made FGs (2019)

Rnk	Player (Team)	FGs
1	Will Lutz (NO)	29
2	Harrison Butker (KC)	28
3	<b>Zane Gonzalez (AZ)</b>	<b>27</b>
4	Josh Lambo (Jax)	26
5	Chris Boswell (Pit)	23

Gonzalez (27 FGs; 23 PATs) ranks fifth in the NFL with 104 points in 2019.

### NFL Scoring Leaders (2019)

Rnk	Player (Team)	Points
1	K Harrison Butker (KC)	123
2	K Will Lutz (NO)	120
3	K Justin Tucker (Bal)	116
4	K Matt Gay (TB)	106
5	<b>K Zane Gonzalez (AZ)</b>	<b>104</b>

### GONZALEZ AT 17 IN A ROW

In the last nine games dating back to Week 5 at Cincinnati, Gonzalez has connected on 17 consecutive FG attempts. In franchise history, there have only been four longer streaks than the one Gonzalez is currently on.

### Franchise Record - Consecutive FGs Made

Rnk	Player (Year)	FGs
1	Neil Rackers (Games 1-10, 2005)	31
2t	Chandler Catanzaro (Games 7-15, 2015)	19
2t	Jay Feely (Game 11 in 2011-Game 5, 2012)	19
4	Jay Feely (Games 3-13, 2010)	18
5t	<b>Zane Gonzalez (Games 5-13, 2019)</b>	<b>17</b>
5t	Chandler Catanzaro (Games 1-9, 2014)	17
5t	Jay Feely (Games 2-10, 2013)	17

His streak of 17 consecutive made FGs is the NFL's longest active streak.

### NFL Leaders - Consecutive FGs Made (Active)

Rnk	Player (Team)	FGs
1	<b>Zane Gonzalez (AZ)</b>	<b>17</b>
2	Wil Lutz (NO)	14
3	Mason Crosby (GB)	13
4t	Matt Gay (TB)	10
4t	Dan Bailey (Min)	10



## YET AGAIN - LEE IS WAY ABOVE AVERAGE

In his first two seasons with Arizona (2017-18), P **Andy Lee** set a franchise single-season record for punting average (47.3 in 2017) and then topped himself by leading the NFL with a new franchise single-season record 48.6 punting average in 2018.

Now in his third season with Arizona and 16<sup>th</sup> season in the NFL, Lee ranks second in the league with a 48.5 average in 2019.

### NFL Leaders - Gross Punting Average (2019)

Rnk	Player (Team)	Punts	Avg.
1	Tress Way (Was)	66	49.4
2	<b>Andy Lee (AZ)</b>	<b>50</b>	<b>48.5</b>
3	Ty Long (LAC)	38	47.7
4	Johnny Hekker (LAR)	51	47.6
5	Brett Kern (Ten)	64	47.5

In the three seasons he had been with the Cardinals (2017-19), Lee is tied for the NFL lead with a 48.1-yard punting average.


### NFL Leaders - Gross Punting Average (2017-19)

Rnk	Player (Team)	Avg.
1t	<b>Andy Lee (AZ)</b>	<b>48.1</b>
1t	Brett Kern (Ten)	48.1
3	Cameron Johnston (Phi)	47.7
4	Johnny Hekker (LAR)	47.4
5	Michael Dickson (Sea)	46.9

### EXPANDING HIS RESUME WITH FIRST CAREER COMPLETION

Entering Week 9 at Tampa Bay, Lee had attempted two passes in his NFL career - one during the regular season and one in the postseason. His last pass attempt was in 2014 and he had never completed a pass.

That all changed at Raymond James Stadium when Lee connected with WR Pharoh Cooper for a 26-yard completion on a fake punt midway through the fourth quarter.



## A CAREER YEAR CONTINUES FOR #58

LB **Jordan Hicks** - signed as a free agent in the offseason after four seasons with the Eagles - has recorded 121 tackles, 1.5 sacks, 3 INTs, 8 tackles for loss, 6 QB hits, 6 passes defended and 2 forced fumbles in 2019.

Hicks reached 100 tackles in a season for the first time in his career. His 121 tackles in 2019 rank third in the NFL.

### NFL Leaders - Tackles (2019)

Rnk	Player (Team)	Tackles
1	Bobby Wagner (Sea)	129
2	Blake Martinez (GB)	128
3	<b>Jordan Hicks (AZ)</b>	<b>121</b>
4	Jaylon Smith (Dal)	120
5	<b>Budda Baker (AZ)</b>	<b>118</b>

He is the first Arizona LB to record 100+ tackles and 3+ INTs in a season since Karlos Dansby (114 tackles; 4 INT) in 2013.



### ANOTHER GAME, ANOTHER INTERCEPTION FOR HICKS

Hicks' third quarter INT of Jimmy Garoppolo in Week 11 was his 10th career INT and third in five games. Dating back to his rookie season in 2015, only Carolina's Luke Kuechly (11) has more INTs among NFL linebackers.

### NFL Leaders - INTs By Linebackers (2015-19)

Rnk	Player (Team)	INTs
1	Luke Kuechly (Car)	11
2	<b>Jordan Hicks (AZ)</b>	<b>10</b>
3	Alec Ogletree (NYG)	9
4t	C.J. Mosley (NYJ)	8
4t	Jamie Collins (NE)	8
4t	Deion Jones (Atl)	8
4t	Telvin Smith (Jax)	8

Combined with his pick of Bucs QB Jameis Winston in Week 10, he became the first Cardinals ILB with an INT in consecutive games since Karlos Dansby (Games 9-10) in 2008.

### ALREADY A CAREER HIGH IN FORCED FUMBLES

In his first four NFL seasons - spanning 43 games - Hicks had one career forced fumble. That came in his second-ever game in the NFL. Through 13 games with Arizona, Hicks already has a single-season career-high two forced fumbles in 2019.

## A SIGNIFICANTLY IMPROVED OFFENSE

The Cardinals offense through 13 games in 2019 compared to the first 13 games in 2018 shows the unit's dramatic improvement this season.

Statistic	2019	2018	+/-
Games w/20+ Points	8	3	+5
Games w/20+ 1st Downs	7	3	+4
Games w/ 300+ Pass Yds	4	0	+4
Games w/100+ Rush Yds	8	4	+4
Total Points	272	178	+94
First Downs	245	194	+51
Scoring Drives	54	28	+26
Field Goals	27/30	8/12	+19
Total Net Yards/Game	324.4	242.4	+82.0
Passing Yards (Net)	2,777	2,058	+719
Passing Yards/Game (Net)	213.6	158.3	+55.3
Rushing Yards	1,440	1,093	+347
Rush Yards/Game	110.8	84.1	+26.7
Yards/Rush	4.8	3.8	+1.0
Rushing TDs	11	8	+3



### SCORING UP SINCE OCTOBER

Since the beginning of October (Week 5), Arizona has posted 25+ points in a game six times. Only New Orleans (7) has posted more such games during that span.

### NFL Leaders Games w/ 25+ Points (Since Week 5)

Rnk	Team	Gms
1	New Orleans	7
2t	<b>Arizona</b>	<b>6</b>
2t	Baltimore	6
2t	Seattle	6
2t	Minnesota	6
2t	San Francisco	6
2t	Tampa Bay	6

### CARDS PUT UP OVER 500 IN CINCINNATI

The Cards put up a season-high 514 total yards in the victory over the Bengals in Week 5 (266 yards rushing and 248 net yards passing). It was just the second time in the last 11 seasons Arizona posted 500+ yards in a game. Prior to the win over the Bengals, the last time Arizona had 500+ total yards and 250+ rushing yards in a game was on 11/20/60 at Washington.



## CARDINALS IN THE COMMUNITY

### PUGH SURPRISES LOCAL KIDS



On Tuesday (12/10), Cardinals OL **Justin Pugh** surprised 100 local kids, ages 8-10, from Heart for the City AZ with an advanced screening of "Spies in Disguise" (in theaters Christmas Day) at Studio Movie Grill in Scottsdale. The children enjoyed complimentary drinks and popcorn during the movie and had the chance to mingle with Pugh.

Heart for the City AZ is a Phoenix-area nonprofit that empowers and provides programming for at-risk youth through sports, education, mentoring and job training.

### CARDS HOST "LIGHT THE HOUSE" PARTY



Led by the Cardinals Women's Club, Cardinals S **Charles Washington** and LBs **Dennis Gardeck** and **Joe Walker** joined **Nicole Bidwill**, team mascot Big Red and Cardinals Cheerleaders to visit the Ronald McDonald House for the team's annual "Light the House" party on Wednesday (12/4) to help spread holiday cheer.

All of the houses were lit with holiday lights, and the group from the Cardinals provided the families with dinner, drinks and dessert while also passing out stockings to the children.

### CARDS HOST PRO VS. G.I. JOE PROGRAM



For the ninth consecutive year, several Cardinals players joined Cardinals Cheerleaders and team mascot Big Red in the Pro vs. GI Joe program at the Dignity Health Arizona Cardinals Training Center on Tuesday (12/3).

In conjunction with the Joint Forces Initiative, the Pro vs. G.I Joe program had players and military personnel, home and abroad, playing video games and communicating through a webcam on Xbox Live.

The Joint Forces Initiative is a private, non-profit organization that provides America's heroes the opportunity to play real-time video games, online and in-person, with professional athletes and celebrities.

### PETERS JOINS TURKEY TROT



Cardinals DL **Corey Peters** addressed students at South Pointe Elementary School to kickoff their annual Turkey Trot in November (11/26).

He and his foundation, Peters Educational Enrichment Project, partnered with The Society of St. Vincent de Paul of Arizona to provide 24 pre-selected South Pointe families with a care package of food and hygiene products.

### PETERSON HOSTS THANKSGIVING GIVEAWAY



For the third year in a row, CB **Patrick Peterson** partnered with United Food Bank of Arizona to host a "Thanksgiving Giveaway."

Peterson and his teammates distributed 221 Thanksgiving meals to local families in need at the Eisenhower Center for Innovation in Mesa, AZ in November (11/19).

In addition to providing Thanksgiving meals, Peterson met, mingled and posed for photos with fans. Peterson's first "Thanksgiving Giveaway" in partnership with the United Food Bank of Arizona also provided Thanksgiving meals to 221 Arizona families at Fees Prep Elementary School in Tempe.

### CARDS HOST CHRISTMAS ANGELS PROGRAM



On Monday (12/9), Cardinals RB **David Johnson**, LB **Jordan Hicks**, OL **A.Q. Shipley** and LS **Aaron Brewer** joined members of the Cardinals Women's Club, team mascot Big Red and Cardinals Cheerleaders at Boys Hope Girls Hope for the Cardinals Christmas Angels program.

Boys Hope Girls Hope helps academically capable and motivated children-in-need to meet their full potential by providing value centered, family like homes, opportunities and education through college.

### PETERSON HOSTS "SHOP WITH A JOCK"



Last Tuesday (12/4), CB **Patrick Peterson** hosted local underprivileged children for his annual "Shop with a Jock" holiday shopping event at Walmart.

Each child received a catered dinner (Subway), event t-shirt (State Forty Eight) and a gift card for a special night of shopping with Peterson and his Cardinals teammates.

### CARDINALS VISIT PCH



In November (11/26), a group from the Arizona Cardinals including RB **Kenyan Drake**, WR **Andy Isabella**, TE **Maxx Williams**, LB **Dennis Gardeck**, RB **D.J. Foster**, LS **Aaron Brewer** and LB **Joe Walker** joined members of the Cardinals Women's Club, team mascot Big Red and Cardinals Cheerleaders at Phoenix Children's Hospital for a birthday party in the Child Life Zone.

Each month, the Child Life Zone at PCH holds a party for all patients who have a birthday that month. The Arizona Cardinals Women's Club sponsored the November party with games, pizza and cake.

### CARDINALS SERVE THANKSGIVING DINNER



In November (11/25), the Cardinals hosted its 18th annual "Feed the Hungry" event at the Phoenix Rescue Mission.

Team Chairman and President **Michael Bidwill**, **Nicole Bidwill** and a number of players including DL **Zach Allen**, LS **Aaron Brewer**, LB **Dennis Gardeck** and OL **Justin Murray** joined team employees, members from the Arizona Cardinals Women's Club, Cardinals Cheerleaders and team mascot Big Red to serve a Thanksgiving meal to the less fortunate.

"This is the 18th year that we've done this, and I do it every year because it's the beginning of the holiday season. I feel like we all get more out of it than we give," said Michael Bidwill. "Some of the people here are down on their luck, and this is a wonderful place, the Phoenix Rescue Mission."

### CARDS HOST "KINGPIN CHALLENGE"



The Cardinals and Cardinals Charities hosted the 12th annual bowling themed "Kingpin Challenge" in early November (11/4). Attended by Cardinals players and coaches, "Kingpin Challenge" is the team's major fall fundraising event with proceeds benefitting Cardinals Charities. A portion of this year's proceeds benefited Hyundai's "Hope on Wheels" program which is committed to funding pediatric cancer research and raising awareness for childhood cancer.

In addition to bowling, the featured included a cocktail hour, silent auction and appearances by team mascot Big Red and Cardinals Cheerlead-

# FITZGERALD CONTINUES CLIMB UP NFL'S ALL-TIME LISTS - WHERE HE RANKS

## FITZ PASSES GONZALEZ FOR #2 IN RECEPTIONS

With all-time receptions leader **Jerry Rice** on hand at State Farm Stadium in Week 4, WR **Larry Fitzgerald** caught five passes against Seattle and passed Hall of Fame TE **Tony Gonzalez** (1,325) for second place on the NFL's all-time list for career receptions.

### NFL All-Time Receptions Leaders

Rnk	Player (Years)	Rec
1	Jerry Rice (1985-04)+	1,549
2	<b>Larry Fitzgerald (2004-)*</b>	<b>1,367</b>
3	Tony Gonzalez (1997-13)+	1,325
4	Jason Witten (2003-17; 19-)*	1,205
5	Marvin Harrison (1996-08)+	1,102

+Hall of Fame Inductee \*Active Player



Below is a breakdown of the reception total - by passer - for all players in top-5 in NFL history.

### RECEPTIONS BY PASSER - RICE/FITZGERALD/GONZALEZ/WITTEN/HARRISON

Jerry Rice (23)		Larry Fitzgerald (21)		Tony Gonzalez (13)	
Rec	Passer	Rec	Passer	Rec	Passer
618	Steve Young	363	Carson Palmer	419	Trent Green
354	Joe Montana	345	Kurt Warner	383	Matt Ryan
202	Rich Gannon	84	Josh McCown	207	Elvis Grbac
121	Jeff Garcia	82	John Skelton	120	Damon Huard
62	Elvis Grbac	70	Matt Leinart	74	Tyler Thigpen
53	Steve Bono	70	Kevin Kolb	53	Rich Gannon
32	Jeff Kemp	68	Drew Stanton	38	Brodie Croyle
25	Rick Mirer	64	Kyler Murray	24	Chris Redman
22	Matt Hasselbeck	54	Josh Rosen	2	Dominique Davis
10	Steve Stenstrom	49	Derek Anderson	2	Quinn Gray
8	Mike Moroski	32	Blaine Gabbert	1	Todd Collins
8	Marques Tuiasosopo	21	Ryan Lindley	1	Larry Johnson (RB)
7	Jeff Brohm	13	Max Hall	1	Warren Moon
6	Ty Detmer	12	Sam Bradford		
5	Matt Cavanaugh	10	Shaun King		
5	Tee Martin	8	John Navarre		
3	Trent Dilfer	7	Rich Bartel		
2	Kerry Collins	6	Brian Hoyer		
2	Rob Johnson	5	Tim Rattay		
1	Cary Conklin	3	Mike Glennon		
1	Terry Kirby (RB)	1	Brian St. Pierre		
1	Harry Sydney (RB)				
1	John Taylor (WR)				

### Jason Witten (13)

Rec	Passer
649	Tony Romo
184	Dak Prescott
87	Vinny Testaverde
82	Drew Bledsoe
64	Jon Kitna
35	Quincy Carter
33	Matt Cassel
24	Brandon Weeden
16	Kyle Orton
12	Stephen McGee
11	Kellen Moore
7	Brad Johnson
1	Dez Bryant (WR)

### Marvin Harrison (7)

Rec	Passer
953	Peyton Manning
90	Jim Harbaugh
34	Paul Justin
11	Jim Sorgi
11	Kelly Holcomb
2	Kerwin Bell
1	Ken Dilger (TE)

### A FACT ABOUT THESE TOTALS

Fitz (21) has a reception from more passers in his career than Jason Witten and Marvin Harrison combined (20) and Tony Gonzalez and Marvin Harrison combined (20).

### NFL RECORD FOR RECEPTIONS WITH ONE TEAM

*Fitzgerald has more catches with the Cardinals (1,367) than any other player in NFL history has had with a single team.*

### NFL History - Receptions with One Team

Rnk	Player	Rec	Team
1	<b>Larry Fitzgerald*</b>	<b>1,367</b>	<b>Arizona</b>
2	Jerry Rice+	1,281	San Francisco
3	Jason Witten*	1,205	Dallas
4	Marvin Harrison+	1,102	Indianapolis
5t	Reggie Wayne	1,070	Indianapolis
5t	Tim Brown+	1,070	L.A./Oakland

+Hall of Fame Inductee \*Active Player

### FITZGERALD'S 1,367 RECEPTIONS BROKEN DOWN BY OPPONENT

Rec	Opponent	Rec	Opponent	Rec	Opponent
191	L.A. Rams	38	Dallas	18	Kansas City
182	San Francisco	32	New Orleans	17	Jacksonville
175	Seattle	28	Cincinnati	17	NY Jets
65	Carolina	27	Chicago	17	New England
57	Detroit	25	Pittsburgh	16	Green Bay
55	Minnesota	23	Houston	16	Baltimore
52	Washington	22	Miami	14	L.A. Chargers
49	NY Giants	21	Indianapolis	12	Cleveland
47	Philadelphia	20	Buffalo	8	Oakland
44	Atlanta	19	Tennessee		
42	Tampa Bay	18	Denver		

## SITTING AT #2 IN RECEIVING YARDS

Fitzgerald moved into second place on the NFL's all-time receiving yardage list in Week 10 of the 2018 season at Kansas City. In that contest, Fitzgerald passed Hall of Fame WR **Terrell Owens** (15,934) to move into second. Through 247 career games, Fitzgerald has accumulated 16,948 career receiving yards.

### NFL All-Time Receiving Yardage Leaders

Rnk	Yards	Player	Years
1	22,895	Jerry Rice+	1985-2004
2	<b>16,948</b>	<b>Larry Fitzgerald</b>	<b>2004-</b>
3	15,934	Terrell Owens+	1996-2010
4	15,292	Randy Moss+	1998-2012
5	15,208	Isaac Bruce	1994-2009

+Hall of Fame Inductee



### HOW THEY GOT WHERE THEY ARE

Below is a breakdown of Fitzgerald's career receiving yards by quarterback, compared to the career total of Rice.

Jerry Rice		Larry Fitzgerald	
Receiving Yds	By Passer (23)	Receiving Yds	By Passer (21)
8,763	Steve Young	4,583	Kurt Warner
6,121	Joe Montana	4,033	Carson Palmer
2,721	Rich Gannon	1,255	John Skelton
1,428	Jeff Garcia	1,207	Josh McCown
916	Elvis Grbac	1,017	Kevin Kolb
727	Jeff Kemp	967	Matt Leinart
648	Steve Bono	726	Drew Stanton
352	Rick Mirer	669	Kyler Murray
276	Matt Hasselbeck	629	Derek Anderson
110	Steve Stenstrom	567	Josh Rosen
106	Matt Cavanaugh	305	Blaine Gabbert
94	Marques Tuiasosopo	218	Ryan Lindley
93	Mike Moroski	141	Max Hall
87	Ty Detmer	129	Shaun King
86	Trent Dilfer	113	Sam Bradford
62	Tee Martin	97	John Navarre
52	Jeff Brohm	91	Rich Bartel
50	Harry Sydney	81	Tim Rattay
41	John Taylor	63	Brian Hoyer
36	Kerry Collins	54	Mike Glennon
28	Cary Conklin	3	Brian St. Pierre
26	Rob Johnson		
24	Terry Kirby		

## ALONE AT #6 WITH 119 TD CATCHES

Fitzgerald's first quarter TD reception against San Francisco in Week 11 was his 119<sup>th</sup> career TD catch. *He sits alone in sixth place on the NFL's all-time list for career TD receptions.* His 119 career TD catches are 45 more than any other active player (Packers TE Jimmy Graham ranks 2<sup>nd</sup> with 74).



### NFL Career Leaders—Touchdown Receptions

Rnk	Player (Years)	TDs
1	WR Jerry Rice (1985-04)+	197
2	WR Randy Moss (1998-12)+	156
3	WR Terrell Owens (1996-10)+	153
4	WR Cris Carter (1987-02)+	130
5	WR Marvin Harrison (1996-08)+	128
6	<b>WR Larry Fitzgerald (2004-)*</b>	<b>119</b>
7	TE Antonio Gates (2003-18)	116
8	TE Tony Gonzalez (1997-14)+	111
9t	WR Steve Largent (1976-89)+	100
9t	WR Tim Brown (1988-04)+	100

+Hall of Fame Inductee \*Active Player

*Only Hall of Fame WRs Jerry Rice (176 with San Francisco) and Marvin Harrison (128 with Indianapolis) had more career receiving TDs with a single team than Fitzgerald has with Arizona (119).*

### NFL Leaders - TDs with Single Team (All-Time)

Rnk	Player	Team	TDs	Type
1	WR Jerry Rice+	49ers	187	176 Rec; 10 Rush, 1 FR
2	RB Emmitt Smith+	Cowboys	164	153 Rush; 11 Rec
3	RB LaDainian Tomlinson+	Chargers	153	138 Rush; 15 Rec
4	WR Marvin Harrison+	Colts	128	128 Rec
5	RB Jim Brown+	Browns	126	106 Rush; 20 Rec
6	RB Walter Payton+	Bears	125	110 Rush, 15 Rec
7	<b>WR Larry Fitzgerald*</b>	<b>Cardinals</b>	<b>119</b>	<b>119 Rec</b>
8	TE Antonio Gates	Chargers	116	116 Rec
9	HB Lenny Moore+	Colts	113	63 Rush; 48 Rec; 2 Ret
10	RB Shaun Alexander	Seahawks	112	100 Rush; 12 Rec

+Hall of Fame Inductee \*Active Player



## FAR AND AWAY, FITZ IS ON TOP

**Fitzgerald** has not only surpassed virtually every single franchise receiving record - he has made them nearly untouchable.

Fitzgerald broke the franchise record for receptions in 2010 and since then has more than doubled the previous record. He has over 750 more than any other player in team history.

### Franchise Record—Career Receptions

Rnk	Player (Years)	Rec	Difference
1	<b>Larry Fitzgerald (2004-)</b>	<b>1,367</b>	-
2	Anquan Boldin (2003-09)	586	-781
3	Larry Centers (1990-98)	535	-832
4	Roy Green (1979-90)	522	-845
5	Frank Sanders (1995-02)	493	-874

Established record in Week 14 of 2010 season

Fitzgerald's 16,948 career receiving yards eclipse the second-highest total in franchise history by over 8,000 yards.

### Franchise Record—Career Receiving Yards

Rnk	Player (Years)	Yds	Difference
1	<b>Larry Fitzgerald (2004-)</b>	<b>16,948</b>	-
2	Roy Green (1979-90)	8,497	-8,451
3	Jackie Smith (1963-77)	7,918	-9,030
4	Anquan Boldin (2003-09)	7,520	-9,428
5	Pat Tilley (1976-86)	7,005	-9,943

Established record in Week 4 of 2011 season

Fitzgerald has 53 more TD catches than any other player in franchise history.

### Franchise Record—Touchdown Receptions

Rnk	Player (Years)	TDs	Difference
1	<b>Larry Fitzgerald (2004-)</b>	<b>119</b>	-
2	Roy Green (1979-90)	66	-53
3	Sonny Randle (1959-66)	60	-59
4	Mel Gray (1971-82)	45	-74
5	Anquan Boldin (2003-09)	44	-75

Established record in Week 3 of 2011 season

Fitzgerald would hold the franchise record for receptions with all 31 other NFL franchises. He would hold the record for receiving yards with 30 of the 31 other teams. The lone exception would be Jerry Rice (19,247) in San Francisco.



## A RECORD 247 GAMES FOR FITZ

Selected by the Cardinals #3 overall in the 2004 NFL Draft, **Fitzgerald** is now in his 16<sup>th</sup> season with Arizona in 2019.

In Arizona's 2019 season-opener against the Lions, Fitzgerald appeared in his 235th career game, establishing a new franchise record for career games played. He played in career game #247 last week against the Steelers.

Fitzgerald surpassed the previous record for games played held by former K Jim Bakken (234).

### Franchise Record - Career Games Played

Rnk	Player (Years)	Games
1	<b>WR Larry Fitzgerald (2004-)</b>	<b>247</b>
2	K Jim Bakken (1962-78)	234
3	QB Jim Hart (1966-83)	199
4	TE Jackie Smith (1963-77)	198
5	CB Roger Wehrli (1969-82)	193



### FITZGERALD'S ACTIVE STARTS STREAK THE LONGEST AMONG WRS

Last week against Pittsburgh, Fitzgerald made his 81<sup>st</sup> consecutive start in a streak that dates back to 2014. His 81 consecutive starts represent the longest streak among active NFL receivers and the 7<sup>th</sup>-longest streak among all active offensive players in the league.

### NFL Leaders - Consecutive Starts Offensive Players (Active)

Rnk	Player (Team)	Starts
1	QB Philip Rivers (LAC)	221
2t	T Mitchell Schwartz (KC)	125
2t	QB Russell Wilson (Sea)	125
4	T Jake Matthews (Atl)	91
5	C Jason Kelce (Phi)	86
6	G Kevin Zeitler (NYG)	85
7	<b>WR Larry Fitzgerald (AZ)</b>	<b>81</b>
8	TE Kyle Rudolph (Min)	78
9t	QB Kirk Cousins (Min)	77
9t	C Alex Mack (Atl)	77
9t	T Donovan Smith (TB)	77
9t	T Morgan Moses (Was)	77

## 240 STRAIGHT WITH A CATCH

Last week against the Steelers, **Fitzgerald** extended his streak to 240 consecutive games with a reception. That represents the second-longest streak in NFL history behind only Jerry Rice (274 straight).

Fitzgerald's streak of 240 consecutive games with a catch is the longest in NFL history with a single team.

### NFL Record - Consecutive Games with a Reception

Rnk	Player (Years)	Games	Duration
1	Jerry Rice (1985-2004)	274	18 years, 8 months, 15 days
2	<b>Larry Fitzgerald (2004-)</b>	<b>240</b>	<b>15 years, 1 month, 2 days</b>
3	Tony Gonzalez (2000-2013)	211	13 years, 26 days
4	Marvin Harrison (1996-2008)	190	12 years, 3 months, 28 days
5	Hines Ward (1998-2010)	186	12 years

Fitzgerald has at least one catch in 246 of 247 career games played. His streak began in Week 9 of his rookie season in 2004 at Miami. That is seven weeks after Rice's 274-game streak - the longest in NFL history - ended.

## 100 TIMES 49

There are only eight players in NFL history that have more career 100-yard receiving performances during the regular season than **Fitzgerald** (49). The only active player on that list is Atlanta's Julio Jones (53).

### NFL History - Games w/ 100+ Receiving Yards

Rnk	Player (Years)	Gms
1	Jerry Rice (1985-04)+	76
2	Randy Moss (1998-12)+	64
3	Marvin Harrison (1996-08)+	59
4	Julio Jones (2011-)#	53
5t	Andre Johnson (2003-2016)	51
5t	Terrell Owens (1996-10)+	51
5t	Steve Smith (2001-16)	51
8	Don Maynard (1958-73)+	50
9	<b>Larry Fitzgerald (2004-)#</b>	<b>49</b>
10t	Michael Irvin (1998-99)+	47
10t	Torry Holt (1999-09)	47

+Hall of Fame Inductee #Active Player

Fitzgerald's 49 games with 100+ receiving yards are a franchise record. In fact, he has as many 100-yard receiving games as the next two players on the list combined (Anquan Boldin - 27; Jackie Smith - 22).



## THRILLING THE HOME FANS

**Fitzgerald** has been thrilling fans at State Farm Stadium since the venue opened in 2006. He has played 109 career regular season games in 13-plus seasons at State Farm Stadium after playing his first two NFL seasons (2004-05) at Sun Devil Stadium.

In those contests, he has totaled 635 receptions. In NFL history, only WR Jerry Rice had more receptions in a single stadium. Fitzgerald needs 12 receptions in this Sunday's 2019 home finale to pass Rice for the most catches in a single venue.



### NFL History - Receptions By Stadium

Rnk	Player (Team)	Rec	Stadium	To Pass
1	Jerry Rice (SF)	646	Candlestick Park	12
2	<b>Larry Fitzgerald (AZ)</b>	<b>635</b>	<b>State Farm Stadium</b>	-
3	Andre Johnson (Hou)	560	NRG Stadium	-
4	Cris Carter (Min)	531	Mall of America	-
5	Marvin Harrison (Ind)	515	RCA Dome	-

Fitzgerald's 7,817 career receiving yards at State Farm Stadium rank second in NFL history for a single venue behind Rice (9,403 at Candlestick Park).

### NFL History - Receiving Yards By Stadium

Rnk	Player (Team)	Yds	Gms	Stadium	To Pass
1	Jerry Rice (SF)	9,403	119	Candlestick Park	1,587
2	<b>Larry Fitzgerald (AZ)</b>	<b>7,817</b>	<b>109</b>	<b>State Farm Stadium</b>	-
3	Andre Johnson (Hou)	7,776	88	NRG Stadium	-
4	Marvin Harrison (Ind)	7,189	87	RCA Dome	-
5	Steve Largent (Sea)	6,822	101	Kingdome	-

Fitzgerald has 55 career TD catches at State Farm Stadium. Only four players in NFL history have more TD catches in a single stadium.

### NFL History - TD Receptions By Stadium

Rnk	Player (Team)	TDs	Stadium
1	Jerry Rice (SF)	91	Candlestick Park
2	Antonio Gates (LAC)	67	Qualcomm Stadium
3	Marvin Harrison (Ind)	65	RCA Dome
4	Cris Carter (Min)	60	Mall of America
5	<b>Larry Fitzgerald (AZ)</b>	<b>55</b>	<b>State Farm Stadium</b>

Fitzgerald (109) has played in more regular season games at State Farm Stadium than any other player in franchise history.

# BREAKDOWN OF FITZGERALD'S 119 CAREER TOUCHDOWNS

## CAREER TOUCHDOWN SPLITS

By Opponent (31) TDs Opponent	By Quarterback (16) TDs Quarterback	By Stadium (27) TDs Stadium
19 San Francisco	39 Kurt Warner	55 State Farm Stadium
18 L.A./StL Rams	28 Carson Palmer	7 Sun Devil Stadium*
12 Seattle	12 Josh McCown	7 Edward Jones Dome*
8 Philadelphia	7 John Skelton	6 Candlestick Park*
6 Detroit	6 Josh Rosen	6 CenturyLink Field
5 Chicago	5 Kevin Kolb	5 Soldier Field
5 Tampa Bay	5 Matt Leinart	5 Lincoln Financial Field
4 Houston	4 Derek Anderson	3 Ford Field
3 Green Bay	3 Kyler Murray	3 Levi's Stadium
3 Indianapolis	3 Drew Stanton	2 FedEx Field
3 Jacksonville	2 Blaine Gabbert	2 NRG Stadium
3 New England	1 Max Hall	2 Paul Brown Stadium
3 Buffalo	1 Richard Bartel	2 TIAA Bank Field
3 Oakland	1 John Navarre	1 Arrowhead Stadium
3 Washington	1 Shaun King	1 Bank of America Stadium
3 Carolina	1 Brian St. Pierre	1 Estadio Azteca (Mexico City)
2 Cincinnati		1 FirstEnergy Stadium
2 Dallas		1 Giants Stadium*
2 Kansas City		1 Gillette Stadium
2 L.A./SD Chargers		1 Hard Rock Stadium
2 Miami		1 Lambeau Field
2 NY Giants		1 Los Angeles Memorial Coliseum
1 Atlanta		1 Mercedes-Benz Superdome
1 Cleveland		1 RCA Dome*
1 Denver		1 Raymond James Stadium
1 Minnesota		1 Dignity Health Sports Park
1 New Orleans		1 Qualcomm Stadium*
1 Tennessee		

\*Stadium no longer an NFL venue

## 19 GAMES WITH MORE THAN ONE

Fitzgerald finished the Cardinals Week 11 match-up vs. Oakland last season with two receptions, both of which went for TDs.

It marked Fitzgerald's 19th outing with multiple TD catches. That represents the highest total among all active players in the NFL.

### NFL Leaders – Games with 2+ TD Catches (Active)

Rnk	Player (Team)	Games
1	Larry Fitzgerald (AZ)	19
2	Jimmy Graham (GB)	15
3t	Odell Beckham (Cle)	11
3t	Demaryius Thomas (NYJ)	11
3t	Julio Jones (Atl)	11



## GIVING DIVISION OPPONENTS FITZ

Fitzgerald career TD reception totals against the 49ers (19) and Rams (18) are two of the five highest in NFL history for a player against a single opponent.

### NFL History – TD Receptions vs. Single Opponent

Rnk	Player	TDs	Opponent	Gms
1	Jerry Rice	25	Falcons	30
2	Jerry Rice	20	Rams	32
3t	Larry Fitzgerald	19	49ers	32
3t	Bob Hayes	19	Giants	16
5t	Larry Fitzgerald	18	Rams	31
5t	Don Hutson	18	Rams	18

## 10 MORE IN THE POSTSEASON

In addition to his 119 career TD catches in the regular season, Fitzgerald has 10 TD catches in nine career postseason games.

Fitzgerald is one of just eight players in NFL history with 10+ TD receptions in the postseason. Of those eight, only Fitzgerald (9) has played in fewer than 15 career playoff games. Only Hall of Fame WRs Jerry Rice (22 in 29 games) and John Stallworth (12 in 17 games) and Patriots TE Rob Gronkowski (12 in 16 games) have more TD receptions in the postseason.

### Career TD Receptions In The Postseason - NFL History

Rnk	Player	TDs	Gms
1	Jerry Rice	22	29
2t	John Stallworth	12	17
2t	Rob Gronkowski	12	16
4t	Larry Fitzgerald	10	9
4t	Fred Biletnikoff	10	18
4t	Antonio Freeman	10	16
4t	Randy Moss	10	15
4t	Hines Ward	10	18

A chronological look at every one of Fitzgerald's 119 TD receptions.

#	Date	Opp	Yds	Quarterback
1	10/10/2004	@ SF	24	Josh McCown
2	10/24/2004	SEA	25	Josh McCown
3	11/7/2004	@ MIA	2	Josh McCown
4	11/21/2004	@ CAR	21	Shaun King
5	12/19/2004	STL	8	Josh McCown
6	12/19/2004	STL	4	Josh McCown
7	12/26/2004	@ SEA	29	Josh McCown
8	12/26/2004	@ SEA	29	Josh McCown
9	9/11/2005	@ NYG	1	Kurt Warner
10	10/2/2005	SF	17	Josh McCown
11	10/9/2005	CAR	26	Josh McCown
12	10/23/2005	TEN	34	Josh McCown
13	11/13/2005	@ DET	7	Kurt Warner
14	11/20/2005	@ STL	7	Kurt Warner
15	11/27/2005	JAX	5	Kurt Warner
16	12/18/2005	@ HOU	12	John Navarre
17	12/24/2005	PHI	25	Josh McCown
18	1/1/2006	@ IND	25	Josh McCown
19	9/24/2006	STL	12	Kurt Warner
20	10/8/2006	KAN	5	Matt Leinart
21	12/3/2006	@ STL	11	Matt Leinart
22	12/10/2006	SEA	5	Matt Leinart
23	12/24/2006	@ SF	6	Matt Leinart
24	12/31/2006	@ SD	9	Kurt Warner
25	10/1/2007	@ STL	7	Kurt Warner
26	11/11/2007	DET	3	Kurt Warner
27	11/18/2007	DET	10	Kurt Warner
28	11/25/2007	@ CIN	5	Kurt Warner
29	11/25/2007	SF	28	Kurt Warner
30	11/25/2007	SF	48	Kurt Warner
31	12/9/2007	@ SEA	11	Kurt Warner
32	12/16/2007	@ NO	18	Kurt Warner
33	12/30/2007	STL	21	Kurt Warner
34	12/30/2007	STL	6	Kurt Warner
35	9/7/2008	@ SF	1	Kurt Warner
36	9/21/2008	@ WAS	62	Kurt Warner
37	10/5/2008	BUF	2	Kurt Warner
38	10/5/2008	BUF	2	Kurt Warner
39	10/12/2008	DAL	2	Kurt Warner
40	11/10/2008	SF	5	Kurt Warner
41	11/27/2008	@ PHI	1	Kurt Warner
42	11/27/2008	@ PHI	7	Kurt Warner
43	12/7/2008	STL	12	Kurt Warner
44	12/21/2008	@ NE	78	Matt Leinart
45	12/28/2008	SEA	5	Kurt Warner
46	12/28/2008	SEA	38	Kurt Warner
47	9/13/2009	SFO	5	Kurt Warner
48	9/20/2009	@ JAX	22	Kurt Warner
49	10/11/2009	HOU	9	Kurt Warner
50	10/11/2009	HOU	26	Kurt Warner
51	10/18/2009	@ SEA	2	Kurt Warner
52	11/8/2009	@ CHI	11	Kurt Warner
53	11/8/2009	@ CHI	17	Kurt Warner
54	11/15/2009	SEA	18	Kurt Warner
55	11/22/2009	@ STL	11	Kurt Warner
56	12/6/2009	MIN	34	Kurt Warner
57	12/20/2009	@ DET	1	Kurt Warner
58	12/27/2009	STL	10	Kurt Warner
59	1/3/2010	GNB	3	Brian St. Pierre
60	9/12/2010	@ STL	21	Derek Anderson
61	9/26/2010	OAK	8	Derek Anderson
62	10/31/2010	TB	3	Max Hall
63	10/31/2010	TB	5	Derek Anderson
64	11/21/2010	@ KC	3	Derek Anderson
65	1/2/2011	@ SF	10	John Skelton
66	9/18/2011	@ WAS	73	Kevin Kolb
67	9/25/2011	@ SEA	12	Kevin Kolb
68	11/6/2011	STL	13	John Skelton
69	11/13/2011	@ PHI	10	John Skelton
70	11/13/2011	@ PHI	7	John Skelton
71	11/20/2011	SF	23	Richard Bartel
72	12/11/2011	SF	46	John Skelton
73	12/24/2011	@ CIN	30	John Skelton
74	9/23/2012	PHI	37	Kevin Kolb
75	9/30/2012	MIA	3	Kevin Kolb
76	10/14/2012	BUF	3	Kevin Kolb
77	11/4/2012	@ GB	31	John Skelton
78	9/8/2013	@ STL	4	Carson Palmer
79	9/8/2013	@ STL	24	Carson Palmer
80	9/29/2013	TB	13	Carson Palmer
81	10/13/2013	@ SF	75	Carson Palmer
82	10/27/2013	@ ATL	10	Carson Palmer
83	11/17/2013	@ JAX	14	Carson Palmer
84	11/24/2013	IND	4	Carson Palmer
85	12/1/2013	IND	26	Carson Palmer
86	12/8/2013	@ PHI	43	Carson Palmer
87	12/8/2013	STL	7	Carson Palmer
88	10/1/2014	WAS	24	Carson Palmer
89	10/26/2014	PHI	80	Carson Palmer
90	9/20/2015	@ CHI	8	Carson Palmer
91	9/20/2015	@ CHI	9	Carson Palmer
92	9/20/2015	@ CHI	9	Carson Palmer
93	9/27/2015	SF	4	Carson Palmer
94	9/27/2015	SF	8	Carson Palmer
95	10/11/2015	@ DET	2	Carson Palmer
96	11/1/2015	@ CLE	6	Carson Palmer
97	12/27/2015	GB	3	Carson Palmer
98	1/3/2016	SEA	17	Carson Palmer
99	9/11/2016	NE	3	Carson Palmer
100	9/11/2016	NE	1	Carson Palmer
101	9/18/2016	TB	4	Carson Palmer
102	10/6/2016	@ SF	21	Drew Stanton
103	10/6/2016	@ SF	29	Drew Stanton
104	1/1/2017	@ LA	5	Carson Palmer
105	9/25/2017	DAL	15	Carson Palmer
106	10/1/2017	SF	19	Carson Palmer
107	10/15/17	TB	11	Carson Palmer
108	11/19/17	@ Hou	20	Blaine Gabbert
109	12/3/17	LAR	15	Blaine Gabbert
110	12/24/17	NYG	13	Drew Stanton
111	10/18/18	DEN	4	Josh Rosen
112	10/28/18	SF	13	Josh Rosen
113	11/18/18	Oak	18	Josh Rosen
114	11/18/18	Oak	5	Josh Rosen
115	11/25/18	@ LAC	25	Josh Rosen
116	12/30/18	@ Sea	15	Josh Rosen
117	9/8/19	Det	4	Kyler Murray
118	9/22/19	Car	3	Kyler Murray
119	11/17/19	@ SF	5	Kyler Murray



## #11 HAS HALL OF FAME CREDENTIALS

Below is a look at the career of **Larry Fitzgerald** through his first 247 career games compared to the 27 modern era WRs currently in the HOF and where they stood at that point in their career.

At this point in his career, Fitzgerald has more receptions (1,367) than all of the receivers enshrined in Canton had through 247 games. Fitzgerald also has more receiving yards (16,948) than all HOF receivers except Jerry Rice (22,895).

Fitzgerald Vs. Modern Era WRs in the Hall of Fame (247 Games)								
Player, HOF Year	Years	G	Rec	Yds	Avg.	Y/G	TD	100-Yd G
<b>Larry Fitzgerald</b>	<b>2004-</b>	<b>247</b>	<b>1,367</b>	<b>16,948</b>	<b>12.4</b>	<b>68.6</b>	<b>119</b>	<b>49</b>
Jerry Rice, '10	1985-04	247	1,325	19,824	15.0	80.3	176	66
Marvin Harrison, '16	1996-08	190	1,102	14,580	13.2	76.7	128	59
Cris Carter, '13	1987-02	234	1,101	13,899	12.6	59.4	130	41
Terrell Owens, '18	1996-2010	219	1,078	15,934	14.8	72.8	153	51
Tim Brown, '15	1988-04	247	1,090	14,895	13.7	60.3	99	43
Randy Moss, '18	1998-2012	218	982	15,292	15.6	70.1	156	64
Andre Reed, '14	1985-00	234	951	13,198	13.9	56.4	87	36
Art Monk, '08	1980-95	224	940	12,721	13.5	56.8	68	33
Steve Largent, '95	1976-89	200	819	13,089	16.0	65.4	100	40
James Lofton, '03	1978-93	233	764	14,004	18.3	60.1	75	43
Michael Irvin, '07	1988-99	159	750	11,904	15.9	74.9	65	47
Charlie Joiner, '96	1969-86	239	750	12,146	16.2	50.8	65	28
Charley Taylor, '84	1964-77	165	649	9,110	14.0	55.2	79	21
Don Maynard, '87	1958, 60-73	186	633	11,834	18.7	63.6	88	50
Raymond Berry, '73	1955-67	154	631	9,275	14.7	60.2	68	23
Fred Biletnikoff, '88	1965-78	190	589	8,974	15.2	47.2	76	21
Lance Alworth, '78	1962-72	136	542	10,266	18.9	75.5	85	41
John Stallworth, '02	1974-87	165	537	8,723	16.2	52.9	63	25
Bobby Mitchell, '83	1958-68	148	521	7,954	15.3	53.7	65	25
Tommy McDonald, '98	1957-68	152	495	8,410	17.0	55.3	84	24
Paul Warfield, '83	1964-77	157	427	8,565	20.1	54.6	85	22
Tom Fears, '70	1948-56	87	400	5,397	13.5	62.0	38	15
Elroy "Crazy Legs" Hirsch, '68	1946-57	127	387	7,029	18.2	55.3	60	-
Dante Lavelli, '75	1946-56	123	386	6,488	16.8	52.7	62	-
Pete Pihos, '70	1947-55	107	373	5,619	15.1	52.5	61	14
Bob Hayes, '09	1965-75	132	371	7,414	20.0	56.2	71	23
Lynn Swann, '01	1974-82	116	336	5,462	16.3	47.1	51	11



In fact, Fitzgerald's career numbers already surpass all but one receiver currently in the HOF (Rice). He has more career receptions than 26 of the 27 receivers in the HOF: Swann (336), Hayes (371), Pihos (373), Lavelli (386), Hirsch (387), Fears (400), Warfield (427), McDonald (495), Mitchell (521), Stallworth (537), Alworth (542), Biletnikoff (589), Berry (631), Maynard (633), Taylor (649), Irvin (750), Joiner (750), Lofton (764), Largent (819), Monk (940), Reed (951), Moss (982), Owens (1,078), Brown (1,094), Carter (1,101) and Harrison (1,102).

He has more career receiving yards than 26 of the 27 receivers in the HOF: Fears (5,397), Swann (5,462), Pihos (5,619), Lavelli (6,488), Hirsch (7,029), Hayes (7,414), Mitchell (7,954), McDonald (8,410), Warfield (8,565), Stallworth (8,723), Biletnikoff (8,974), Taylor (9,110), Berry (9,275), Alworth (10,266), Maynard (11,834), Irvin (11,904), Joiner (12,146), Monk (12,721), Largent (13,089), Reed (13,198), Carter (13,899), Lofton (14,004), Brown (14,934), Harrison (14,580), Moss (15,292) and Owens (15,934).

### A Career Full of Accomplishments:

- Franchise career leader in receptions (1,367), receiving yards (16,948), receiving TDs (119), total TDs (119) and 100-yard receiving games (49). His nine 1,000-yard seasons are also a franchise record.
- Led the NFL with 107 receptions in 2016, marking the second time in his career (103 in 2005; tied with Steve Smith) he had done so. He became the first player in NFL history to lead the NFL in receptions at least 11 years apart. Prior to Fitzgerald, the longest span between leading the league in receptions was six by Jerry Rice (1990, 1996).
- Fitzgerald (11) joins Hall of Famer Jerry Rice (13) as the only wide receivers in NFL history to be named to the Pro Bowl at least 11 times.
- Fitzgerald had more receptions in his first 200 career games (1,116) than any player in NFL history.
- One of just seven players in NFL history to record at least 1,400 receiving yards in a season four times in their career: Jerry Rice (6), Julio Jones (5), Randy Moss (4), Marvin Harrison (4), Antonio Brown (4) and Andre Johnson (4).
- At 28 years, 74 days old, he became the third-youngest player in NFL history to reach 70 career receiving TDs behind only Randy Moss (26 years, 269 days old) and Hall of Famer Jerry Rice (28 years, one day old).
- At 32 years, 97 days old, he became the youngest player in NFL history to reach 1,000 career receptions.
- At 31 years, 102 days old, he became the youngest player in NFL history to reach 900 career receptions.
- At 30 years, 57 days old, he became the youngest player in NFL history to reach 800 career receptions.
- At 30 years, 85 days old, he became the youngest player in NFL history to reach 11,000 receiving yards.
- In 2010, he became the first player in NFL history to record 90+ receptions five times in their first seven seasons.
- During the 2008 postseason, he broke virtually every major playoff receiving record, establishing new single-season marks for receptions (30), receiving yards (546) and TDs (7). His four 100-yard receiving games in the postseason established a new NFL record for consecutive games with 100 yards receiving.
- His 10 TD receptions in nine career postseason games are an NFL record for a player in their first nine career playoff contests.
- With a then franchise-record 103 receptions during the 2005 season, he became the youngest player in NFL history to record a 100-catch campaign when he reached the mark at 22 years, 123 days old.
- Led the NFL in receiving TDs in both the 2008 (12) and 2009 (13) seasons. In addition to his 10 receiving TDs in 2007, he became the first player in franchise history to record at least 10 TDs in three consecutive seasons.
- At 29 years, 44 days old, joined Randy Moss (28 years, 314 days) as the only players in NFL history to reach 10,000 career receiving yards before the age of 30.
- One of just five players in NFL history to record 15,000+ receiving yards and 100+ TD receptions in their career.

## #31 MAKES HISTORY WITH TD CATCH VS. PITTSBURGH

RB **David Johnson** scored his sixth TD of the season on a 24-yard reception in the fourth quarter last week against Pittsburgh. It was his fourth receiving TD of the season and his 15<sup>th</sup> career TD catch.

Combined with his 33 rushing TDs, Johnson became just the fifth player in NFL history with 30+ rushing TDs and 15+ receiving TDs in their first five seasons.



### NFL History – 30+ Rushing TDs / 15+ Rec TDs in 1st 5 Seasons

Player (Years)	Rush	Rec
<b>RB David Johnson (2015-19)#</b>	<b>33</b>	<b>15</b>
RB Thurman Thomas (1988-92)+	35	16
RB Marcus Allen (1982-86)+	49	15
RB Chuck Foreman (1973-77)	45	21
RB Abner Haynes (1960-64)	39	17

+Hall of Fame Inductee #Active Player

### 49 TOUCHDOWNS IN 60 CAREER GAMES

Johnson now has 49 TDs (33 rushing, 15 receiving, 1 KOR) in 60 career games. His 49 TDs rank seventh on the franchise all-time list for career TDs.

### Franchise Record – Total Touchdowns

Rnk	Player (Years)	TDs	Gms
1	Larry Fitzgerald (2004-)	119	246
2	Roy Green (1979-90)	69	168
3	Sonny Randle (1959-66)	60	99
4t	Ottis Anderson (1979-86)	51	99
4t	John David Crow (1958-64)	51	69
6	Ollie Matson (1952, '54-58)	50	72
<b>7</b>	<b>David Johnson (2015-)</b>	<b>49</b>	<b>60</b>
8	Mel Gray (1971-82)	46	145
9	Anquan Boldin (2003-09)	45	95
10	Jackie Smith (1963-77)	43	198

### ONE OF JUST SIX WITH 40 TOUCHDOWNS SINCE 2015

Despite missing 15 games due to injury during the 2017 season, Johnson is one of only six active players in the NFL with 40+ TDs dating back to his rookie season in 2015.

### Active NFL Leaders - Total Touchdowns (2015-19)

Rnk	Player (Team)	TDs	Gms
1	RB Todd Gurley (LAR)	66	70
<b>2</b>	<b>RB David Johnson (AZ)</b>	<b>49</b>	<b>60</b>
3	RB Mark Ingram (Bal)	47	69
4	WR DeAndre Hopkins (Hou)	46	76
5	RB Melvin Gordon (LAC)	44	64
6	RB Ezekiel Elliott (Dal)	44	53

### 33 CAREER RUSHING TOUCHDOWNS

Johnson's second quarter TD run against the Falcons in Week 6 was his second rushing TD of the season. It was his 33<sup>rd</sup> career rushing TD, tying John David Crow for third place on the franchise all-time list for career rushing TDs.

Johnson needs just five more rushing TDs to reach second place in team history behind only Ottis Anderson (46).

### Franchise Record – Career Rushing TDs

Rnk	Player (Years)	TDs	Games
1	Ottis Anderson (1979-86)	46	99
2	Wayne Morris (1976-83)	37	110
<b>3t</b>	<b>David Johnson (2015-)</b>	<b>33</b>	<b>60</b>
3t	John David Crow (1958-64)	33	69
5	Stump Mitchell (1981-89)	32	116

### THE MOST IN TEAM HISTORY IN FIRST FIVE SEASONS

Johnson's 49 TDs are more than any other player in franchise history had in their first five seasons. He surpassed the previous record of 46, established by WR Larry Fitzgerald (2004-08).

### Franchise Record - Touchdowns in 1st Five Seasons

Rnk	Player (Years)	TDs	Gms
<b>1</b>	<b>David Johnson (2015-19)</b>	<b>49</b>	<b>60</b>
2	Larry Fitzgerald (2004-08)	46	76
3	Sonny Randle (1959-63)	44	64
4	John David Crow (1958-62)	43	53
5	Ollie Matson (1952; 54-57)	40	60

### 14 CAREER MULTI-TD PERFORMANCES

The Week 6 victory over the Falcons was Johnson's 14<sup>th</sup> career multi-TD performance. Despite missing virtually all of 2017, Johnson's 14 multi-TD outings trail only Rams RB Todd Gurley (17) for the most in the NFL since 2015.

### NFL Leaders – Games with Multiple TDs (2015-19)

Rnk	Player (Team)	Games
1	Todd Gurley (LAR)	17
<b>2</b>	<b>David Johnson (AZ)</b>	<b>14</b>
3	Mark Ingram (Bal)	13
4t	Christian McCaffrey (Car)	11
4t	Alvin Kamara (NO)	11
4t	Ezekiel Elliott (Dal)	11

The game against Atlanta was Johnson's fifth career outing with both a rushing and receiving TD. That is the most such performances in franchise history.

## DRAKE MAKES IMPRESSION IN ARIZONA

The Cardinals acquired RB **Kenyan Drake** in a trade with Miami on October 28. Just 72 hours later the former University of Alabama standout started for Arizona in their Thursday Night matchup against San Francisco.

The fourth-year back responded with one of the most productive games of his career against the 49ers. He finished the contest with 110 rushing yards and a TD on 15 carries (7.3-yard avg.) and 52 yards on four receptions.

His 162 scrimmage yards against San Francisco in Week 9 marked the second-highest single-game total of his career (193 vs. NE on 12/11/17).



### Drake Career-High Scrimmage Yards

Rnk	Team	Yds	Rush	Rec	Opponent
1	Miami	193	114	79	12/11/17 vs. New England
<b>2</b>	<b>Arizona</b>	<b>162</b>	<b>110</b>	<b>52</b>	<b>10/31/19 vs. San Francisco</b>
3	Miami	141	120	21	12/3/17 vs. Denver
4	Miami	115	46	69	10/7/18 at Cincinnati
5	Miami	113	78	35	12/17/17 at Buffalo

Since being acquired by Arizona, Drake has totaled 280 yards and a TD on 65 carries (4.3 avg.) and has added 121 yards on 21 receptions in five games.

## KIRK REACHES 100 CAREER RECEPTIONS

Playing in his 22<sup>nd</sup> career game last week vs. Pittsburgh, second-year WR **Christian Kirk** reached 100 receptions for his career. In franchise history, the only player to have 100 catches in fewer games was Anquan Boldin (16).



### Franchise Record - Fewest Games to 100 Receptions

Rnk	Player (Years)	Gms (Receptions)
1	Anquan Boldin (2003)	16 (101)
<b>2</b>	<b>Christian Kirk (2018-19)</b>	<b>22 (100)</b>
3	Larry Fitzgerald (2004-05)	23 (102)
4	Don Stonesifer (1951-53)	27 (101)
5t	3 players tied	28

### BREAKING OUT BY THE BAY

Kirk had the best game of his career in the Cardinals matchup at Tampa Bay in Week 10, set career highs in receiving yards (138) and TD receptions (3) on six catches. Kirk had as many TD receptions vs. the Bucs (3) as he had in his first 18 career games (3).

Kirk became one of just five players in the NFL this season who had 130+ receiving yards and three or more receiving TDs in a game.

### Players with 130+ Receiving Yards/3+ TD Receptions in a Game (2019)

Player (Team)	Rec	Yds	TD	Opponent
<b>Christian Kirk (AZ)</b>	<b>6</b>	<b>138</b>	<b>3</b>	<b>11/10 @ Tampa Bay</b>
Stefon Diggs (Min)	7	167	3	10/13 vs. Philadelphia
Will Fuller (Hou)	14	217	3	10/6 vs. Atlanta
Mike Evans (TB)	8	190	3	9/22 vs. NY Giants
Sammy Watkins (KC)	9	198	3	9/8 @ Jacksonville

Dating back to the 1970 NFL-AFL merger, Kirk became just the third different Cardinals player with 130+ receiving yards and three or more TD receptions in a game. He was the first to do so since Anquan Boldin in 2008.

### Cardinals with 130+ Receiving Yards/3+ TD Receptions in Game (1970-19)

Player (Year)	Rec	Yds	TD	Opponent
<b>Christian Kirk (2019)</b>	<b>6</b>	<b>138</b>	<b>3</b>	<b>11/10 @ Tampa Bay</b>
Anquan Boldin (2008)	6	140	3	9/14 vs. Miami
Roy Green (1989)	8	166	3	9/17 @ Seattle
Roy Green (1983)	6	130	4	11/13 vs. Seattle

## RECORD DAY NEAR HIS OLD STOMPING GROUNDS

Filling in for injured RB **David Johnson**, second-year RB **Chase Edmonds** finished the Cardinals Week 7 victory over the Giants with career highs in total scrimmage yards (150), rushing yards (126) and TDs (3).

He rushed for 126 yards and three TDs on 27 carries and added four receptions for 24 yards.

Edmonds' three rushing TDs covered 20, 20 and 22 yards. He became the first player in franchise history – and just the sixth player in NFL history – with at least three rushing TDs of 20+ yards in a game.



### NFL History – Most Rushing TDs of 20+ Yards (Game)

Player (Team)	TDs	Opponent
<b>Chase Edmonds (AZ)</b>	<b>3</b>	<b>10/20/19 @ NY Giants</b>
Doug Martin (TB)	3	11/4/12 @ Oakland
Adrian Peterson (Min)	3	10/14/07 @ Chicago
Clinton Portis (Den)	3	12/7/03 vs. Kansas City
Mercury Morris (Mia)	3	9/30/73 vs. New England
Ernie Caddel (Det)	3	9/20/35 vs. Philadelphia



## SUGGS NINTH ALL-TIME WITH 138.0 SACKS

LB **Terrell Suggs** enters this week's game ranked ninth on the NFL's all-time sacks list with 138.0, needing one sack to pass DeMarcus Ware (eighth with 138.5) and two sacks to jump Hall of Famer Jason Taylor (seventh with 139.5).

### NFL All-Time Sack Leaders (Top 10)

Rnk	Player	Sacks	Years
1	Bruce Smith+	200.0	1985-2003
2	Reggie White+	198.0	1985-2000
3	Kevin Greene+	160.0	1985-1999
4	Julius Peppers	159.5	2002-2018
5	Chris Doleman+	150.5	1985-1999
6	Michael Strahan	141.5	1993-2007
7	Jason Taylor+	139.5	1997-2011
8	DeMarcus Ware	138.5	2005-2016
9	<b>Terrell Suggs*</b>	<b>138.0</b>	<b>2003-</b>
10t	John Randle+	137.5	1990-2003
10t	Richard Dent+	137.5	1983-1997

+Hall of Fame Inductee \*Active Player



**Suggs' 138.0 sacks lead all active NFL players**, with Broncos LB Von Miller a distant second at 104.0 sacks. Suggs and LB **Chandler Jones** are the only teammates ranked in the top-10 in sacks among active NFL defenders.

### NFL Leaders – Career Sacks (Active Players)

Rnk	Player (Team)	Sacks
1	<b>Terrell Suggs (AZ)</b>	<b>138.0</b>
2	Von Miller (Den)	104.0
3	Cameron Wake (Ten)	100.5
4	J.J. Watt (Hou)	96.0
5	Clay Matthews (LAR)	91.5
6	<b>Chandler Jones (AZ)</b>	<b>91.0</b>
7	Ryan Kerrigan (Was)	90.0
8	Calais Campbell (Jax)	88.0
9	Justin Houston (Ind)	87.5
10	Cameron Jordan (NO)	85.0

## SUGGS' SACKS BY QUARTERBACK

Buccaneers QB Jameis Winston became the 76<sup>th</sup> different QB **Suggs** has sacked in his NFL career. Only two players in NFL history – Julius Peppers and Reggie White – have sacked more QBs than Suggs.

### NFL Leaders – QBs Sacked (All-Time)

Rnk	Player (Seasons)	QBs
1t	Julius Peppers (2002-18)	77
1t	Reggie White (1985-2000)+	77
3t	<b>Terrell Suggs (2003-)*</b>	<b>76</b>
3t	Bruce Smith (1985-2003)+	76
5	Jason Taylor (1997-11)+	70

+Hall of Fame Inductee \*Active Player

Suggs has sacked each of the next two QBs he will face – Browns QB Baker Mayfield (1.0) and Seahawks QB Russell Wilson (1.5). If he records a sack in the season finale, Rams QB Jared Goff would become the 77<sup>th</sup> member of the list.

### Terrell Suggs Sacks By Quarterback (76)

Quarterback	Sacks	Quarterback	Sacks
Ben Roethlisberger	12.0	Connor Shaw	1.0
Andy Dalton	6.0	JaMarcus Russell	1.0
Ryan Tannehill	4.5	Sage Rosenfels	1.0
Blake Bortles	4.5	Aaron Rodgers	1.0
Matt Ryan	4.5	Nathan Peterman	1.0
Carson Palmer	4.0	Chad Pennington	1.0
Drew Brees	4.0	Colt McCoy	1.0
Derek Anderson	4.0	Josh McCown	1.0
Philip Rivers	3.5	<b>Baker Mayfield</b>	<b>1.0</b>
Charlie Frye	3.5	Peyton Manning	1.0
Alex Smith	3.0	Eli Manning	1.0
Matt Schaub	3.0	J.P. Losman	1.0
Dan Orlovsky	3.0	Cleo Lemon	1.0
David Carr	3.0	Byron Leftwich	1.0
Tom Brady	3.0	Kevin Kolb	1.0
Matthew Stafford	3.0	DeShone Kizer	1.0
Andrew Walter	2.0	Danny Kanell	1.0
Tom Savage	2.0	Daniel Jones	1.0
Marcus Mariota	2.0	Kelly Holcomb	1.0
E.J. Manuel	2.0	Chad Henne	1.0
Tommy Maddox	2.0	Mike Glennon	1.0
Jon Kitna	2.0	Blaine Gabbert	1.0
Brett Hundley	2.0	Gus Frerotte	1.0
Matt Hasselbeck	2.0	Trent Edwards	1.0
Trent Green	2.0	Trent Dilfer	1.0
Tim Couch	2.0	Kirk Cousins	1.0
Jason Campbell	2.0	Sam Bradford	1.0
Mark Brunell	2.0	Charlie Batch	1.0
Drew Bledsoe	2.0	Mitchell Trubisky	0.5
Zach Mettenberger	1.5	Jameis Winston	0.5
Case Keenum	1.5	Mark Sanchez	0.5
Russell Wilson	1.5	Tony Romo	0.5
Brandon Weeden	1.0	Cam Newton	0.5
Seneca Wallace	1.0	Patrick Mahomes	0.5
Michael Vick	1.0	Brad Johnson	0.5
Vinny Testaverde	1.0	Jeff Garcia	0.5
Tyrod Taylor	1.0	Ryan Fitzpatrick	0.5
Brian St. Pierre	1.0	Brooks Bollinger	0.5



## PHYSICAL PRESENCE IN SECONDARY

*Through Week 14, Cardinals S **Budda Baker** leads all NFL DBs and ranks fifth overall with 118 tackles, according to official league statistics.*

### NFL Leaders – Tackles (2019)

Rnk	Player (Team)	Tackles
1	LB Bobby Wagner (Sea)	129
2	LB Blake Martinez (GB)	128
3	<b>LB Jordan Hicks (AZ)</b>	<b>121</b>
4	LB Jaylon Smith (Dal)	120
5	<b>S Budda Baker (AZ)</b>	<b>118</b>

### STRONG STRETCH FOR BAKER

The third-year safety delivered perhaps the best four-game stretch of his young career in Weeks 8-11, totaling 52 tackles, four tackles for loss, five passes defended and a fumble recovery during that span.



On TNF against the 49ers, Baker had 13 tackles, two for loss and a career-high three passes defended. He followed up that performance with 11 more tackles, two passes defended (one was intercepted by LB Jordan Hicks) and a fumble recovery against the Buccaneers in Week 10.

He book-ended those outings by tying a single-game career high with 14 tackles – including one for loss – against the Saints in Week 8 and matching that stat line against the 49ers in Week 11.

### Baker Game-by-Game Stats (Weeks 8-11)

Opponent	TK	S	A	TFL	YDS	QBH	PD	FF	FR
10/27 @ NO	14	7	7	1	1	0	0	0	0
10/31 vs. SF	13	11	2	2	3	0	3	0	0
11/10 @ TB	11	9	2	0	0	1	2	0	1
11/17 @ SF	14	12	2	1	0	0	0	0	0
<b>TOTAL</b>	<b>52</b>	<b>39</b>	<b>13</b>	<b>4</b>	<b>4</b>	<b>1</b>	<b>5</b>	<b>0</b>	<b>1</b>

### BAKING UP TROUBLE IN THE BACKFIELD

The 195-pound DB has a proven ability to make plays behind the line of scrimmage. His 11 tackles for loss rank second among NFL DBs since 2018.

### NFL Leaders – Tackles for Loss by DBs (2018-19)

Rnk	Player (Team)	TFL	GP
1	Jamal Adams (NYJ)	17	28
2t	<b>Budda Baker (AZ)</b>	<b>13</b>	<b>27</b>
2t	Jordan Poyer (Buf)	13	29
2t	Landon Collins (Was)	13	25
5	Harrison Smith (Min)	11	29

### BAKER A BREAKOUT SUCCESS IN FIRST TWO NFL SEASONS

Baker – Arizona's 2017 second-round pick (36<sup>th</sup> overall) – earned Pro Bowl and first-team All-Pro honors as a special teamer during his rookie campaign. In 2018, he moved into the starting lineup and totaled 107 tackles, eight tackles for loss, 2.0 sacks, four QB hits, two passes defended, a forced fumble and two fumble recoveries (one returned 36 yards for his first career TD).

## 21 HAS 24 INTERCEPTIONS

The Cardinals selected CB **Patrick Peterson** with the fifth pick in the 2011 NFL Draft, and in his first eight seasons, he earned eight Pro Bowl selections and was named first-team All-Pro three times. Considered one of the game's best cover corners, he has proven to be one of the most unique talents in NFL history.

Since his rookie season in 2011, only four NFL players have more INTs than Peterson.

### NFL Leaders – Interceptions (2011-19)

Rnk	Player (Team)	INTs
1	Richard Sherman (Sea/SF)	35
2	Reggie Nelson (Cin/Oak)	29
3	Marcus Peters (KC/LAR/Bal)	27
4	Earl Thomas (Sea/Bal)	25
5	<b>Patrick Peterson (AZ)</b>	<b>24</b>



*Only six players in franchise history, including four Pro Football Hall of Fame inductees, have more INTs than Peterson.*

### Franchise Leaders – Interceptions (All-Time)

Rnk	Player (Years)	INTs
1	Larry Wilson (1960-72)+	52
2	Aeneas Williams (1991-2000)+	46
3	Roger Wehrli (1969-82)+	40
4	Night Train Lane (1954-59)+	30
5	Pat Fischer (1961-67)	29
6	Adrian Wilson (2001-12)	27
7t	<b>Patrick Peterson (2011-)</b>	<b>24</b>
7t	Kwamie Lassiter (1995-2002)	24
9	Norm Thompson (1971-76)	22
10t	Jerry Davis (1948-51)	21
10t	Ray Ramsey (1950-53)	21

+Hall of Fame Inductee

## CARDS JOIN NFL TO CELEBRATE 100TH SEASON

The NFL is celebrating its 100th season in 2019. As the United States' oldest professional football franchise still in existence, the Cardinals hold a unique place in league history.



The Cardinals were founded in 1898 as the Morgan Athletic Club, predating the formation of the NFL by over 20 years. By the time the NFL was founded in 1920 as the American Professional Football Association (APFA), the team was known as the Racine Cardinals when it became one of the 14 charter members of the upstart league after paying a \$100 franchise fee. Today, the Cardinals and Chicago Bears represent the only two charter members of the NFL still in existence.

In 1932, Hall of Fame owner Charles W. Bidwill, Sr., then a vice president of the Bears, purchased the Cardinals. After divesting himself of his Bears' holdings, that began a period of family ownership that continues to this day.

In 2019, the Cardinals have joined the NFL in celebrating 100 years of play with a year-long series of "NFL 100" events, initiatives and programs celebrating fans, players and communities.

The historic and unprecedented celebration is a salute to the millions of fans who love the game; highlighting the unifying nature of football and its positive impact in communities; bringing together generations of past, present and future players; and looking ahead to the NFL's next 100 years.

## CARDS A MEMBER OF NFL'S TWO OLDEST RIVALRIES

Having met twice during the NFL's inaugural season in 1920, the Cardinals and Bears represent the oldest rivalry in league history. The Cardinals and Packers – who joined the league in 1921 – are the NFL's second-oldest rivalry. The Packers were formed in 1919 by Earl (Curly) Lambeau and George Calhoun but did not gain entry into the APFA until 1921.



1920 Racine Cardinals

- The Cards and Bears have faced each other 90 times during the regular season, dating back to 1920.
- The first-ever meeting between the Cardinals and Bears – then known as the Racine Cardinals and Decatur Staleys – occurred at Normal Park in Chicago on November 28th, 1920, exactly 72 days after the league was conceived as the APFA during a meeting in Canton, OH. In that game, the Cardinals defeated the Staleys 7-6 at Normal Park.
- The first meeting between the Cardinals and Packers (a 3-3 tie) occurred on November 20, 1921 at Normal Park in Chicago. The following week (November 27, 1921), the Packers and Bears met for the first time.

## FRIENDSHIP OF THE HALL OF FAME OWNERS

Cardinals Hall of Fame owner Charles Bidwill and Bears Hall of Fame owner George Halas had a friendship that endured even as their team's were cross-town rivals during their shared time in Chicago.

At one point during the Great Depression, that friendship helped save Halas' ownership of the Bears.

In 1931, Halas' co-owner Edward "Dutch" Sternaman proposed being bought out of his stake in the Bears for \$38,000, which was to be paid in installments. After suffering \$18,000 in losses during the 1932 season, Halas was \$15,000 short when the final payment was due in 1933. Defaulting on the payment meant ownership would revert to Sternaman.

"It was a case of finding \$15,000 in a hurry, or losing everything I'd worked for since moving the Staleys from Decatur to Chicago in 1921," Halas wrote in 1967 in a history of the Bears published in the Chicago Tribune. "From this desperate situation, I was rescued by the joint efforts of my mother and my good friend Charley Bidwill. Mother bought \$5,000 worth of stock from her savings. Bidwill purchased \$5,000 in stock and also arranged a bank loan for the remaining \$5,000 needed. But it was a mighty close call. As I remember, I finally got all the money together at 11:10 a.m. on the day the final note came due. Forfeit time was 12 o'clock noon."



Charles Bidwill (left) and George Halas (right)

## A HISTORY OF BEING THE FIRST

In addition to being the oldest professional football team in the country, the Cardinals also have a long history of serving as a pioneer in the sport – both on and off the playing field.

### DIVERSITY

**1st Female Owner in NFL History:** Following the 1947 death of Cardinals owner and Pro Football Hall of Fame Charles Bidwill, his wife Violet oversaw operations of the franchise for the next 15 years. As such, she became the first female to serve as principal owner in NFL history and is believed to be the first female owner in American pro sports.



Violet Bidwill

**1st African American Female Executive in NFL History:**

Adele Harris spent 26 seasons with the franchise before retiring in 2001. She holds the distinction of being the first African American female to hold a front office position with an NFL team. Harris first worked as a secretary for the St. Louis Football Cardinals from 1971-74. She left the club to pursue a degree in business management and returned to the team in 1978 as a publicity assistant. By 1980, Harris became the team's director of community relations, and was instrumental in the team's civic efforts when it relocated to Arizona in 1988. Harris passed away in November of 2007.

**1st African American to Handle Contract Negotiations for NFL Team:** In 1981, the team hired attorney Bob Wallace, making him the first African American to handle contract negotiations for an NFL club.

**1st African American Head Coach/General Manager Tandem:** In 2004, the Cardinals hired Dennis Green as the team's head coach. Joining General Manager Rod Graves, they became the first African American general manager/head coach pairing. Hired by Arizona in 1997 as Assistant to the President, Graves spent 16 seasons with the organization, including the last six years at the team's GM.

**1st Female Coach in NFL History:** In 2015, the Cardinals hired Jen Welter as a coaching intern for training camp and the preseason to work with inside linebackers, making her the first female coach of any kind in NFL history.

### INTERNATIONAL PLAY

**1st NFL Game Outside of North America:** The most popular sport in the United States played before an international audience for the first time ever when the Cardinals and San Diego Chargers met for a preseason matchup at Korakuen Stadium in Tokyo, Japan. On August 16, 1976 the Cardinals defeated the Chargers 20-10 before an estimated crowd of 38,000.

**1st NFL Game in Europe:** On August 6, 1983 the Cardinals faced the Minnesota Vikings in a preseason matchup at Wembley Stadium in London. The Vikings defeated the Cardinals 28-10 in front of 32,847 fans at the landmark event.

**1st NFL Regular Season Game Played Outside United States:** On October 2, 2005 the Cardinals earned a 17-point come-from-behind victory over the San Francisco 49ers in a game played in front of a then-record crowd of 103,467 at Mexico City's Estadio Azteca. It was the first NFL regular season game ever played outside of the US.

### FOOTBALL FIRSTS

**1st Night Game in NFL History:**

On November 6, 1929 the Providence Steamrollers became the first team to host a game at night using floodlights in a matchup against the Cardinals. That night contest also featured the first use of a football painted white during an actual game. With fan attendance crucial to generate revenue, the game was played in the evening rather than during the workday. The minor league baseball field of Kinsley Park was adorned with floodlights and the Cards earned a 16-0 victory over the Steamrollers.



NFL's 1st Night Game - 11/6/29

**1st Out of Town Training Camp:** Prior to the 1929 season, the Cardinals conducted what is believed to be the NFL's first extended out-of-town training camp when the team spent the summer at Waterworks Park in Coldwater, Michigan.

**1st Indoor NFL Game:** With the country struggling through the Great Depression in late 1930, the Chicago Cardinals challenged the cross-town Bears to play a game to raise money for the governor's fund for unemployment relief. To battle the freezing temperatures the teams agreed to play at Chicago Stadium, then the largest indoor arena in the world. On December 15, 1930 the Bears earned a 9-7 victory in front of 10,000 fans. Six inches of dirt were hauled in and rolled for a playing surface, forcing the teams to use a white ball to increase visibility for both the players and fans. In addition to raising thousands of dollars for charity, it was a precursor to the 1932 championship when the Bears played for the NFL title in the same venue against the Portsmouth Spartans.

**1st Retractable Grass Field in NFL History:** When the Cardinals opened their new stadium in 2006, the venue broke the mold in terms of design and architecture. Among its most unique features is a fully retractable grass playing surface that resides outside the stadium for 300+ days a year and rolls in when needed. The first of its kind in NFL history, the stadium's grass playing surface has consistently ranked #1 in surveys of the league's players.



## ELEVATING A FRANCHISE

The 2019 season is the 13<sup>th</sup> since **Michael Bidwill** took over as team President in 2007. His leadership during that time has been instrumental in transforming the franchise both on and off the field.

### Highlights of Bidwill's tenure:

- Leading the list of Bidwill's accomplishments with the Cardinals is the creation of State Farm Stadium. Since it opened in 2006, the team has sold out all 143 games (preseason and postseason included) played at the venue, which has also hosted a pair of Super Bowls.



- In addition to his role in helping Arizona land Super Bowls XLII and XLIX, he led the effort to land Super Bowl LVII (2023) in the spring of 2018. Michael was instrumental in getting the 2015 Pro Bowl moved to Arizona; played a week before Super Bowl XLIX and the 2015 Pro Bowl combined to deliver a record economic impact of \$720 million to the region.

- Of the Cardinals seven all-time postseason wins, five have come during Bidwill's 12 years as team president. Arizona has played in nine postseason contests since Bidwill took over in 2007.

- AZ has appeared in the NFC Championship Game twice during Bidwill's time as president (2008, 2015), including a victory in the 2008 conference title game that led to the team's first-ever Super Bowl appearance (Super Bowl XLIII).

- Arizona's 50 wins between 2013-17 were the most in any five-year span in franchise history.

- In January of 2016, the National Football Foundation (NFF) and College Hall of Fame inducted Bidwill and Arizona Governor Doug Ducey into the NFF Leadership Hall of Fame.

- In January of 2018, Michael was one of five owners named to the NFL's Player-Owner Committee focused on social and racial justice initiatives. In December of 2014, Commissioner Roger Goodell tapped Bidwill to chair the league's Conduct Committee.

- In January of 2019, Michael received the Paul Tagliabue Award from the Fritz Pollard Alliance for demonstrating integrity and leadership in the area of career development for minorities and advocating for diversity.

### Cardinals Under Michael Bidwill (2007-Present)

Statistic	Totals
Regular Season Record	100-103-2
Postseason Record	5-4
Overall Record	105-107-2
Overall Win Pct.	.495
Regular Season Home Record	60-41-2
Postseason Home Record	4-0
Overall Home Record (RS+post)	64-41-2
Regular Season Home Win Pct.	.592
Seasons with .500 Record or Better	8
Seasons with 10+ Wins	4
Best Regular Season Record	13-3
Postseason Berths	4
Division Titles	3
Conference Championship Games	2
Super Bowl Appearances	1

## SUPER BOWL COMING BACK TO AZ

### Valley Will Host 4th Super Bowl When Game Returns in 2023

The biggest event in American sports is returning to Arizona as State Farm Stadium was selected to host Super Bowl LVII that will cap the 2022 NFL season.

Super Bowl LVII will be the fourth Super Bowl played in Arizona and the third in 15 years at State Farm Stadium. The Valley last hosted Super Bowl XLIX following the 2014 season. With Super Bowl LVII being held at State Farm Stadium, Arizona will join South Florida, New Orleans, Los Angeles and Tampa Bay as the only sites selected to host the Super Bowl at least four times.



### Past Super Bowls in Arizona

Super Bowl	Site	Date	Result
XLIX (49)	Univ. of Phoenix Stadium	2/1/15	Patriots 28, Seahawks 24
XLII (42)	Univ. of Phoenix Stadium	2/3/08	Giants 17, Patriots 14
XXX (30)	Sun Devil Stadium	1/28/96	Cowboys 27, Steelers 17

### Future Super Bowl Sites

Super Bowl	Site	Date
LIII (53)	Mercedes-Benz Stadium (Atlanta)	Feb. 3, 2019
LIV (54)	Hard Rock Stadium (Miami)	Feb. 2, 2020
LV (55)	Raymond James Stadium (Tampa Bay)	Feb. 7, 2021
LVI (56)	SoFi Stadium (Los Angeles)	Feb. 6, 2022
LVII (57)	State Farm Stadium (Arizona)	2023
LVIII (58)	Mercedes-Benz Superdome (New Orleans)	2024

## 143 GAMES AND 143 SELLOUTS

This week the Cardinals wrap up their 2019 home schedule when they host the Cleveland Browns at State Farm Stadium.

Arizona has sold out all 143 games played at State Farm Stadium since the world-class venue opened in 2006.

There were only 12 total games that sold out in time to be televised locally in 18 years at Sun Devil Stadium.




Below is a look at the results at State Farm Stadium compared to 18 seasons at Sun Devil Stadium.

Overall Comparison Statistic	13+ seasons at State Farm Stadium	18 seasons at Sun Devil Stadium
Sellouts	143	12
Regular Season Home Record	63-46-2	64-80
Home Win %	.577	.444
Postseason Record	5-4	1-1
Postseason Home Record	4-0	0-0
Seasons with Winning Record	5	1
Postseason Berths	4	1
Division Titles	3	0
Conference Championship Games	2	0
Super Bowl Appearances	1	0

## IT GETS LOUD IN THERE

Having a sellout crowd on hand every game has given Arizona one of the NFL's most distinct home field advantages.

Dating back to the inaugural year at State Farm Stadium in 2006, Cards opponents have accumulated 178 accepted false start penalties in the regular season. That is the most for any home team in the NFL during that span.



### NFL Leaders - Opponent False Start Penalties (2006-Present)

Rnk	Home Team	FS	Stadium
1	Cardinals	178	State Farm Stadium
2	Seahawks	159	CenturyLink Field
3	Titans	156	Nissan Stadium
4	Vikings	151	U.S. Bank Stadium/Metrodome/TCF Bank
5	Lions	144	Ford Field

## PALMER ENTERS THE RING OF HONOR

The Cardinals inducted QB **Carson Palmer** into its Ring of Honor at halftime of the matchup vs. Seattle in Week 4.

Palmer became the 18<sup>th</sup> member of the Cardinals Ring of Honor, the creation of which coincided with the opening of State Farm Stadium in 2006.

### Cardinals Ring of Honor Inductees

Member	Position	ROH Year
Charles Bidwill, Sr.*	Owner	2006
Jimmy Conzelman*	QB/Coach	2006
Ernie Nevers*	Fullback	2006
John "Paddy" Driscoll*	Quarterback	2006
Charley Trippi*	QB/Halfback	2006
Ollie Matson*	Halfback	2006
Dick "Night Train" Lane*	Cornerback	2006
Marshall Goldberg	Halfback	2006
Dan Dierdorf*	Tackle	2006
Pat Tillman	Safety	2006
Larry Wilson*	Safety	2006
Roger Wehrli*	Cornerback	2007
Aeneas Williams*	Cornerback	2008
Kurt Warner*	Quarterback	2014
Adrian Wilson	Safety	2015
Roy Green	Receiver	2016
Jim Hart	Quarterback	2017
<b>Carson Palmer</b>	<b>Quarterback</b>	<b>2019</b>

\*Hall of Fame Inductee



"It was the most fun I've had playing football, and I had a lot of fun in college," Palmer said of his time with the Cardinals. "I had some fun playing for the Bengals, but it's the most fun I've had playing the game. I met some unbelievable (people). It's not just the coaches and the players. It's everybody that's affiliated with this organization."

# THE KINGSBURY ERA BEGINS IN ARIZONA

## TAKING THE REINS

On January 8, 2019 the Cardinals announced the hiring of **Kliff Kingsbury** as the team's head coach.

The 40-year old Kingsbury spent the past six seasons (2013-18) as the head coach at his alma mater, Texas Tech, and was hired as USC's offensive coordinator in December. The New Braunfels, TX native is an 11-year coaching veteran who has also worked at Texas A&M (2012) and at the University of Houston (2008-11) where he began his coaching career.

Recognized as one of the profession's brightest and most-innovative offensive minds, Kingsbury has tutored six future NFL QBs, including first-round selections Patrick Mahomes, Baker Mayfield and Johnny Manziel as well as Case Keenum, Davis Webb and Nic Shimonek. Under Kingsbury's guidance, Mahomes (2016) and Keenum (2009, '11) both led the nation in passing.



### Highlights from Kingsbury's Coaching Career

- While at Texas Tech, Kingsbury served as the play-caller for one of college football's most explosive and productive offenses. The Red Raiders featured a passing attack that ranked in the top-10 in the country in all six seasons of his tenure, ranked in the top-20 nationally for total offense in all six seasons and finished in the top-25 in scoring five times.
- Under Kingsbury, Texas Tech averaged at least 30 points per game, 470 total yards per game and 300 passing yards per game in all six seasons. The Red Raiders averaged more than 500 yards of offense in four seasons and over 450 passing yards twice. They also averaged at least 140 rushing yards per game four times in six seasons under Kingsbury and averaged more than 40 points per game twice.
- At both Houston (2011) and Texas Tech (2016) Kingsbury's offenses led the nation in total offense and passing offense.
- Dating back to his first offensive coordinator job at Houston in 2011, a Kingsbury-led offense never finished outside the top-20 in the nation in total offense and never finished outside the top-15 in passing offense.
- In 2016, Texas Tech led the nation in total offense (566.6 ypg) and passing offense (463.0 ypg) while finishing #5 in scoring (43.7 ppg). It was the sixth consecutive season a Kingsbury-led unit finished in the top-10 in total offense dating back to his time at both Houston and Texas A&M.
- In 2015, the Red Raiders finished #2 in the nation in total offense (579.5 ypg), #2 in scoring offense (45.1 ppg) and had the nation's second ranked passing offense (388.2 ypg). The 45.1 points per game average established a school single-season record and Texas Tech was one of just two schools in the nation to score at least 25 points in every game. The Red Raiders featured a 4,000-yard passer, 1,000-yard receiver and a 1,000-yard rusher for the first time in school history.
- With Kingsbury serving as co-offensive coordinator in 2011, Houston led the nation in total offense (599.1 ypg), passing offense (450.1 ypg) and scoring (49.3 ppg) as quarterback Case Keenum finished his collegiate career as the most prolific passer in NCAA FBS history.

Kingsbury spent the 2012 season at Texas A&M as offensive coordinator/QBs coach working under current University of Arizona head coach Kevin Sumlin. Texas A&M finished third nationally in total offense (558.5 ypg) with an attack that finished 13th nationally in rushing (242.1 ypg) and 14th in passing (316.5 ypg). The Aggies beat #1 Alabama on the road and #11 Oklahoma in the Cotton Bowl.

Kingsbury began his coaching career at the University of Houston under Sumlin as the offensive quality control coach (2008-09) prior to being elevated to QBs coach (2010) and then co-offensive coordinator in 2011.

Kingsbury played QB at Texas Tech (1999-2002) where he set 39 school records, 16 Big 12 marks and 17 NCAA records during his collegiate career while throwing for 12,423 yards and 95 TDs. As a senior in 2012, he was awarded the Sammy Baugh Trophy as the nation's top college QB and was also named the Associated Press Big 12 Offensive Player of the Year while finishing ninth in Heisman Trophy voting.

He was drafted in the sixth round of the NFL Draft by New England in 2003 and spent his rookie season on the Patriots injured reserve list before spending the 2004 season on the Saints practice squad. Kingsbury played in one game with the Jets in 2005 and attended training camp with the Bills in 2006. He also played with the Cologne Centurions of NFL Europe in 2006 before playing with the Winnipeg Blue Bombers of the Canadian Football League in 2007.

In 2018, Kingsbury was inducted into the Texas High School Football Hall of Fame. He played high school football under his father, Tim, at New Braunfels (TX) High School where he threw for more than 3,000 yards and 34 TDs as a senior.

## HIGH POWERED OFFENSES

During his eight seasons as an offense coordinator/head coach at the college level (2011 w/Houston through 2018 w/Texas Tech), **Kingsbury's** offenses averaged 40.3 points/game. During his six seasons at Texas Tech (2013-18), the Red Raiders averaged 37.8 points/game.

### Offensive Points/Game Under Kingsbury (2011-18)

Year	Team	Pts	Gms	Pts/G
2018	Texas Tech	448	12	37.3
2017	Texas Tech	446	13	34.3
2016	Texas Tech	524	12	43.7
2015	Texas Tech	586	13	45.1
2014	Texas Tech	366	12	30.5
2013	Texas Tech	465	13	35.8
2012	Texas A&M	578	13	44.5
2011	Houston	700	14	50.0



### Not Slowing Down Against Ranked Opponents

Under Kingsbury, the Tech Tech offenses averaged 502 yards/game in 24 contests against ranked opponents from 2013-18. The Red Raiders posted 600+ yards of offense in six of those games.

## COACHING QUARTERBACKS

After joining the coaching ranks with the University of Houston in 2008, **Kliff Kingsbury** mentored six future NFL QBs during his coaching tenure: *Patrick Mahomes, Baker Mayfield, Johnny Manziel, Case Keenum, Davis Webb and Nic Shimonek*. Mahomes, Mayfield and Manziel were all selected in the 1st round of the NFL Draft.

### NFL QBs Under Kingsbury

Year	Player (School)	Com	Att	Pct	Yds	TD	INT	Rate
2017	Nick Shimonek (TT)	328	493	66.5	3,963	33	10	152.1
2016	Patrick Mahomes, II (TT)	388	591	65.7	5,052*	41	10	156.9
2015	Patrick Mahomes, II (TT)	336	517	65.0	4,283	32	14	149.6
2014	Patrick Mahomes, II (TT)	211	345	61.2	2,539	24	13	138.4
2013	Baker Mayfield (TT)	218	340	64.1	2,315	12	9	127.7
2013	Davis Webb (TT)	226	361	62.6	2,718	20	9	139.1
2012	Johnny Manziel (A&M)^	295	434	68.0	3,706	26	9	155.3
2011	Case Keenum (Hou)	428*	603*	71.0	5,631*	48*	5	174.0
2009	Case Keenum (Hou)	492*	700*	70.3	5,671*	44*	15	154.8
2008	Case Keenum (Hou)	397	589	67.4	5,020	44	11	159.9

^1st Freshman ever to win Heisman Trophy

\*Total led the nation

### Mahomes (Texas Tech)

Under Kingsbury's tutelage, Mahomes spent two full seasons (2015-16) as the starter at Texas Tech. In those two years the Red Raiders finished #2 (2015) and #1 (2016) in the nation in total offense while Mahomes threw for a combined 9,705 yards and 77 TDs in 25 starts.

As a sophomore in 2015, Mahomes became the youngest QB in NCAA history to amass 5,000 yards of total offense. He eclipsed the 5,000-yard mark again in 2016, becoming just the third quarterback ever to record 5,000+ yards of total offense in back-to-back seasons.

### Keenum (Univ. of Houston)

Kingsbury began his coaching career at the University of Houston where he was a quality control coach from 2008-09 before being promoted to QBs coach in 2010 and co-offensive coordinator in 2011. The Cougars led the nation in total offense, passing offense and scoring in 2011, while Keenum completed his record-setting career by placing seventh in the Heisman Trophy voting and winning the Sammy Baugh Award.

With Kingsbury calling plays, the Cougars averaged 599.1 total yards per game, including 450.1 through the air, while scoring over 49 points per game. Keenum wrapped up his career as the most prolific passer in NCAA FBS history. In his one season with Kingsbury as his QBs coach, Keenum completed 428-of-604 passes for 5,631 yards and 48 TDs, all of which led the NCAA FBS.

### Manziel (Texas A&M)

Prior to taking over at Texas Tech, Kingsbury spent one season (2012) as the offensive coordinator at Texas A&M. In his lone season with the Aggies, Kingsbury played a crucial role in Manziel becoming the first freshman ever to win the Heisman Trophy.

### Webb and Shimonek (Texas Tech)

Two other Kingsbury quarterbacks have also moved on to the league in recent years as Webb was selected by the New York Giants in the third round of the 2017 draft while Shimonek signed an undrafted free agent agreement with the Los Angeles Chargers in 2018.





## TOM CLEMENTS - PASS GAME COORDINATOR/QBS

Now in his first season as the Cardinals Pass Game Coordinator/QBs coach, veteran assistant **Tom Clements** (CLEM-ents) is a 24-year coaching veteran who has spent 20 seasons as an assistant coach in the NFL, including five seasons as an offensive coordinator.



- Named Cardinals pass game coordinator/QBs coach on 1/22/19.
- Coached for 11 seasons with the Packers (2006-16). In his 11 seasons with Green Bay, the Packers finished top-10 in the NFL in total offense nine times, made the postseason nine times and won Super Bowl XLV following the 2010 season.
- During his tenure with the Packers, Clements helped with the development of QB Aaron Rodgers who was selected to six Pro Bowls and earned NFL MVP honors in 2011 and 2014.
- In three seasons as offensive coordinator with Green Bay (2012-14), the Packers ranked #3 in the NFL in scoring (27.8 ppg), #5 in total offense (381.9 ypg), #3 in giveaways (54) and #5 in first downs (1,048).
- The Packers finished top-10 in the NFL in scoring in each season Clements worked as offensive coordinator, including in 2014 when the Packers led the NFL with 486 points.
- Also coached QB Brett Favre, who in 2007 was selected to the Pro Bowl after throwing for more than 4,000 yards for the fifth time in his career and led the Packers to the NFC Championship game.
- Has coached 13 different offensive players to a total of 21 Pro Bowls and tutored five quarterbacks who had 13 total 3,000-yard passing seasons, including eight 4,000-yard campaigns.

Prior to joining Green Bay, Clements spent two seasons (2004-05) as the offensive coordinator in Buffalo. He spent the previous seven years as a QBs coach with Pittsburgh, Kansas City and New Orleans. Clements helped Elvis Grbac (Chiefs in 2000) and Kordell Stewart (Steelers in 2001) earn Pro Bowl selections while Tommy Maddox (Pittsburgh) was named NFL Comeback Player of the Year in 2002.

Clements got his start in coaching at his alma mater, Notre Dame, spending four seasons (1992-95) working under Lou Holtz. He played 12 years in the Canadian Football League as a QB and was a seven-time divisional All-Star, 1987 CFL MVP, 1975 CFL Rookie of the Year and two-time Gray Cup Champion with Ottawa (1976) and Winnipeg (1984), earning the Outstanding Offensive Player award in each game.

## JEFF RODGERS - ASST. HEAD COACH/SPECIAL TEAMS

**Jeff Rodgers** is in his second season with Arizona and first as the team's assistant head coach/special teams coordinator.

He came to Cardinals in January, 2018 as the team's special teams coordinator and added the title of assistant head coach in 2019.



- Hired as Cardinals special teams coordinator in 2018 after working in the same capacity for three seasons (2015-17) with the Chicago Bears.
- Has 18 years of coaching experience, including 15 seasons coaching special teams in the NFL with Arizona, Chicago (2015-17), Denver (2011-14), Carolina (2009-10) and San Francisco (2003-07).
- Helped the Cardinals rank 5th in the NFL in special teams last season after the team finished 30th in 2017. P Andy Lee led the NFL and set a franchise single-season record with a 48.6-yard punting average and rookie LB Zeke Turner led the NFL with 13 solo special teams tackles in 2018.
- The Broncos returned six kicks for TDs during Rodgers tenure in Denver (2011-14), tied for the second most in the NFL in that span. In 2012, Trindon Holliday became the first player in NFL history to record multiple return TDs in a playoff game when he scored on a 90-yard punt return and a 104-yard kickoff return in a 38-35 double-overtime loss to the Ravens.
- Under Rodgers tutelage, Broncos K Matt Prater was named to the Pro Bowl in 2013 after setting franchise records in field goal percentage (96.2%; 25-of-26) and points scored (150). Prater's 64-yard field goal in 2013 is the longest in NFL history. In 2014, K Connor Barth's 93.8 field-goal percentage (15-of-16) was the second-highest in team history.

Rodgers began his coaching career at the University of Arizona in 2001, spending two seasons as a graduate assistant working with the secondary and LBs under head coach John Mackovic. He entered the NFL coaching ranks with San Francisco in 2003 as a special teams quality control coach for two seasons.

## VANCE JOSEPH - DEFENSIVE COORDINATOR

**Vance Joseph** was hired as Arizona's Defensive Coordinator this offseason and joined the Cardinals after two years (2017-18) as head coach of the Denver Broncos.



He is a 20-year coaching veteran, including 14 seasons in the NFL with San Francisco (2005-10), Houston (2011-13), Cincinnati (2014-15), Miami (2016) and Denver (2017-18).

- Hired as Cardinals defensive coordinator on 1/11/19.
- Joseph has 12 years of coaching experience on the defensive side of the ball in the NFL, including as defensive coordinator with Miami in 2016.
- In Joseph's initial season with the Broncos in 2017, Denver had the NFL's #3 ranked defense and joined Minnesota as the only teams in the NFL that season to rank in the top-five in both run defense and pass defense. The Broncos ranked #5 in run defense in '17 after finishing the previous year ranked #28 in that category.
- In 2018, the Broncos defense ranked in the top-10 in the NFL in INTs (17), takeaways (28) and sacks (44). Rookie LB Bradley Chubb – Denver's first-round selection in the 2018 NFL Draft – led all NFL rookies with 12.0 sacks last season. Pro Bowl LB Von Miller had 14.5 sacks, tied for fourth in the NFL last season. Denver was one of three teams (Seattle, Kansas City) to have two players record double digit sacks in 2018.
- In a stretch from 2011-16, which spanned jobs in Houston, Cincinnati and Miami, Joseph's teams made the postseason five times in six seasons.
- Joseph's teams have ranked in the top-10 in INTs in four of the past five seasons.
- Four different DBs earned a combined five Pro Bowl selections – Johnathan Joseph (2), Reggie Nelson (1), Adam Jones (1) and Walt Harris (1) – during Joseph's time coaching defensive backs in Cincinnati, Houston and San Francisco.

Prior to his tenure in Miami, Joseph coached DBs for two seasons (2014-15) with Cincinnati, helping the Bengals to back-to-back postseason appearances. During his two seasons with Cincinnati, the Bengals led the NFL with 41 INTs. Cincinnati was the only team to post more INTs than TDs allowed (36) during that two-year stretch while holding opposing QBs to the lowest combined passer rating (77.4) in the NFL.

Prior to beginning his coaching career as a grad assistant at the University of Colorado in 2000, Joseph appeared in 30 games for the Buffaloes (1990-94), playing QB, RB and on special teams, and was a member of the Buffaloes 1990 National Championship team. He served as a backup to All-American QBs Darian Hagan and Kordell Stewart and completed 34-of-61 passes for 454 yards and four TDs to go along with 50 carries for 237 yards and one TD in his college career.

He converted to CB in the NFL and signed with the Jets as an undrafted rookie free agent in 1995. As a rookie, Joseph played in 13 games and had 21 tackles (17 solo), two INTs and five passes defended. He played in four games with the Colts in 1996 before spending the preseason with Denver in 1997.

## COACHING STAFF HIGHLIGHTS

- Of the 25 coaches on the Cards staff, 18 are new to the organization. The seven coaches who returned are **Chris Achuff** (Defensive Line), **Steve Heiden** (Tight Ends), **Randall McCray** (Asst. Special Teams), **Buddy Morris** (Strength & Conditioning), **Jeff Rodgers** (Asst. Head Coach/Special Teams Coordinator), **Vernon Stephens** (Asst. Strength & Conditioning) and **Cam Turner** (Offensive Asst./Asst. Quarterbacks).



- The Cards coaching staff entered the 2019 season with a combined 419 years of coaching experience at the college and NFL levels: 201 in the NFL; 218 in college. Of the 25 coaches on staff, 21 entered the season with NFL coaching experience.
- In addition to their experience on the sidelines, the Cardinals staff features seven coaches who played a combined 38 years in the NFL: **Kliff Kingsbury** (3), **Vance Joseph** (2), **Tom Clements** (1), **Steve Heiden** (11), **Brian Natkin** (1), **Marcus Robertson** (12) and **James Saxon** (8).
- Nine members of the Arizona staff entered the year having coached at least 10 seasons in the NFL: **Jerry Sullivan** (24), **Bill Davis** (24), **Tom Clements** (20), **James Saxon** (19), **Jeff Rodgers** (15), **Vance Joseph** (14), **Sean Kugler** (12), **Marcus Robertson** (12) and **Greg Williams** (10).
- Three members of the staff - Kingsbury (Texas Tech), Joseph (Denver Broncos) and Sean Kugler (Texas-El Paso) - have previously served as a head coach either at the college or NFL level.

# THE ASSISTANT COACHING STAFF IN 2019

## CHRIS ACHUFF - Defensive Line



Last name pronounced "A-cuff" ... long-time college assistant in his second season with the Cardinals and first as the D-Line coach ... joined the Cardinals in 2018 after 19 years coaching at the collegiate level, coaching the D-line at Baylor (2008-16), Tennessee-Martin (2006-07), Charleston Southern (2005) and Tennessee-Chattanooga (2004).

## BRIAN NATKIN - Asst. Offensive Line



Joined the Cardinals in 2019 after spending the last 15 seasons at the college level ... a consensus All-American TE as a player at the University of Texas-El Paso, spent the 2018 season as run-game coordinator/O-Line coach at Hutchinson (KS) Community College ... worked the previous six seasons (2012-17) at his alma mater, UTEP.

## PETER BEDOVINAC - Asst. Wide Receivers



Last name pronounced "buh-DOE-vuh-nack" ... spent the last six seasons (2013-18) at the college level ... a former QB at Michigan State (2010-12), spent the 2018 season as a defensive graduate assistant at Ohio State ... spent the previous three seasons (2015-17) coaching LBs at Missouri State after beginning his coaching career at Missouri in 2013.

## DAVID RAIH - Wide Receivers



Last name pronounced "RYE" ... spent the last five seasons with Green Bay as WRs coach (2018), offensive perimeter coach (2017), asst. O-Line coach (2016) and coaching administrator (2014-15) ... played QB at Iowa (1999-2003) and helped the Hawkeyes to a 2002 Big Ten Conference Championship and a berth in the 2003 FedEx Orange Bowl.

## CHARLIE BULLEN - Asst. Linebackers



Is in his first season with Arizona and eighth in the NFL ... spent the last seven seasons (2012-18) with Miami, including the past three seasons as the Dolphins assistant LBs coach ... prior to working with the Dolphins, coached for three seasons (2009-11) as a graduate assistant, working with defensive backs at his alma mater, the University of Iowa.

## MARCUS ROBERTSON - Defensive Backs



A former NFL DB, is in his first season as Arizona's DBs coach after spending the past two seasons (2017-18) in the same role with the Broncos ... has spent the last 28 seasons in the NFL as a player, coach, and administrator and has coached DBs for the past 12 seasons with Tennessee (2007-11), Detroit (2012-13), Oakland (2014-16) and Denver.

## BILL DAVIS - Linebackers



Returned to the Cardinals for his second tenure with the team after previously working as Arizona's defensive coordinator (2009-10) and LBs coach (2007-08) ... has 24 years of coaching experience in the NFL, including seven seasons as a defensive coordinator with Arizona, Philadelphia and San Francisco ... spent the past two seasons (2017-18) as LBs coach at Ohio State.

## JAMES SAXON - Running Backs



Has 19 seasons of experience as a RBs coach (2000-18) in the NFL after an eight-year playing career in the league with the Chiefs (1988-91), Dolphins (1992-94) and Eagles (1995) ... came to AZ after coaching Pittsburgh's RBs the past five seasons (2014-18) ... has coached for four different franchises that had eight total postseason appearances.

## ROB GROSSO - Defensive Quality Control



Is in his first season in Arizona after working as the assistant to the head coach under Vance Joseph in Denver in 2018 ... previously served as an operations intern with the Broncos in 2017 ... a former WR at John Carroll University (2011-13), worked with the Arizona Rattlers of the IFL during the 2017 season as a coaching/player personnel intern.

## DON SHUMPERT - Bill Bidwill Fellowship/RBs



Came to the Cardinals after spending last season with the NY Giants as an offensive assistant ... former WR who attended rookie mini-camp with the Chicago Bears and Kansas City Chiefs ... served as a graduate assistant at his alma mater, the University of Iowa, for two seasons (2016-17), assisting the Hawkeyes WRs and special teams.

## STEVE HEIDEN - Tight Ends



Veteran NFL tight end is in his seventh season with the Cardinals and first as TE's coach after working the past six seasons as asst. O-Line coach (2018) and asst. special teams/asst. TE's coach (2013-17) ... after playing in the NFL for 11 seasons (1999-2009), entered the coaching ranks in 2012 as TE's coach at Concordia University in St. Paul, MN.

## JERRY SULLIVAN - Offensive Asst.



Returned to the Cardinals as an offensive assistant for his second tenure with the team after previously serving as WRs coach (2001-02) and offensive coordinator (2003) ... has 47 years of experience, including 24 seasons in the NFL with the Chargers (1992-96), Lions (1997-2000), Cardinals (2001-03), Dolphins (2004), 49ers (2005-10) and Jaguars (2012-16).

## SEAN KUGLER - Offensive Line



Last name pronounced "KOOG-ler" ... a 29-year coaching veteran, has spent 12 seasons as an assistant in the NFL having previously coached with Detroit (2001-05), Buffalo (2007-09) and Pittsburgh (2010-12) in addition to last season with Denver as the Broncos O-Line/guards/centers coach ... was the head coach at his alma mater, Texas-El Paso, for five seasons (2013-17).

## CAM TURNER - Offensive Asst./Asst. Quarterbacks




A former WR and QB at The Citadel, now in his second year with Arizona's coaching staff in '19 ... spent three seasons (2015-17) in Carolina, where he assisted WRs for two years before serving as the assistant QBs coach in 2017 ... prior to Carolina, spent two seasons (2013-14) as the QBs and WRs coach at Florida International.

## RANDALL McCRAY - Asst. Special Teams



Now in his second year with the Cardinals in '19 ... a college assistant coach for 26 seasons, was hired by the Cardinals in 2018 ... came to Arizona after spending two years as Texas State's assistant head coach, defensive coordinator and LBs coach ... began his coaching career as a grad assistant at South Carolina in 1991.

## SPENCER WHIPPLE - Offensive Quality Control



In his first NFL season after spending the past seven years at the college level ... coached the last five seasons (2014-18) at the Univ. of Massachusetts where he served as the passing game coordinator/QBs coach in '18 ... joined the UMass staff in 2014 as TE's coach before working the following three seasons (2015-17) as passing game coordinator/WRs coach.

## RUSTY MCKINNEY - Defensive Asst.



In his first season with the Cardinals - and sixth in the NFL - after spending the past three seasons as a defensive quality control coach with Miami, including working under Cardinals defensive coordinator Vance Joseph in 2016 ... started in the NFL with Cleveland as a coaching intern for two seasons (2014-15) after five seasons (2009-13) at Bentley University.

## GREG WILLIAMS - Cornerbacks



Came to Arizona after spending last season coaching DBs with the Broncos ... has 15 years of coaching experience, including 10 seasons in the NFL ... a former WR and DB at the University of North Carolina (1994-97), spent time in training camp with the Bears and Giants ... began his coaching career at Arizona State as an intern in 2003.

## BUDDY MORRIS - Strength & Conditioning



Now in his fifth season as the Cards strength and conditioning coach ... previously with the Browns (2002-04), returned to the NFL in 2014 with the Cardinals following stints at the Univ. of Buffalo and the Univ. of Pittsburgh ... in 2009, Muscle & Fitness Magazine named his private gym (New York Sports Center) one of the 10 toughest in America.

## CHRIS WILSON - Defensive Asst.



Is in his first season with the Cardinals as a defensive assistant ... came to Arizona after spending the past three seasons (2016-18) as the D-Line coach with the Eagles ... previously coached with the Cardinals as part of the NFL's minority internship program in 1997 ... son, Caleb, is a TE drafted by the Cardinals in the seventh round of the 2019 NFL Draft.





## QUARTERBACKS

**Brett Hundley** – Chandler, AZ native and 2009 Arizona Gatorade Player of the Year. Packers 2015 fifth-round pick out of UCLA, spent his first four NFL seasons with Green Bay (2015-17) and Seattle (2018) before joining Arizona in March.

**Kyler Murray** – First overall pick in the 2019 NFL Draft holds franchise rookie records for passing yards (3,060), completions (293), pass attempts (457), TD passes (16), games with multiple TD passes (seven) and rushing yards by a quarterback (448).

## RUNNING BACKS

**Kenyan Drake** – Played 54 games (16 starts) with the Dolphins prior to joining the Cardinals in a Week 9 trade this season. Entered the league with Miami as a third-round pick (73rd overall) in the 2016 NFL Draft out of Alabama.

**Chase Edmonds** – Cardinals 2018 fourth-round pick (134th overall) out of Fordham had career highs in scrimmage yards (150), rushing yards (126) and TDs (three) against the Giants in Week 7. Has played 25 games (two starts) for Arizona.

**David Johnson** – Arizona's 2015 third-round pick ranks seventh in team history with 49 TDs. Only three players have more games with 100+ scrimmage yards than Johnson (28) since 2015, and his 14 multi-TD games during that span rank second in the NFL.

## TIGHT ENDS

**Dan Arnold** – Wisconsin-Platteville product played 12 games for the Saints after entering the league as a rookie free agent with New Orleans in 2017. Split time between the Saints practice squad and active roster this season before being claimed off waivers by the Cardinals in Week 14.

**Charles Clay** – Eight-year NFL veteran joined Arizona in February. Has played 125 games (108 starts) for the Dolphins (2011-14), Bills (2015-18) and Cardinals (2019). First TE in Bills history with 500 receiving yards in three straight seasons.

**Darrell Daniels** – Washington product entered the NFL as a rookie free agent with the Colts and was claimed by Arizona following his release by Seattle last season. Has played 33 games for the Cardinals (2018-19), Seahawks (2018) and Colts (2017).

**Maxx Williams** – Signed a one-year contract and two-year extension with the Cardinals after four seasons in Baltimore, where he was a 2015 second-round pick (55th overall) out of Minnesota. Has 11 catches for 139 yards and a TD this season.

## WIDE RECEIVERS

**Damiere Byrd** – Signed a one-year contract with the Cardinals in March after playing 17 games (three starts) in three seasons with the Panthers. Has 18 catches for 188 yards and four kickoff returns for 59 yards in eight games (three starts) this season.

**Pharoah Cooper** – Claimed off waivers by Arizona in Week 16 last season and has played nine games since rejoining the team in Week 5 this year. Earned All-Pro and Pro Bowl honors with the Rams after leading the NFL with 1,331 total return yards in 2017.

**Larry Fitzgerald** – Passed HOF TE Tony Gonzalez (1,325) for the second most receptions in NFL history in Week 4 against Seattle. Franchise leader in receptions (1,367), receiving yards (16,948), receiving TDs (119), total TDs (119), 100-yard receiving games (49), games played (247) and Pro Bowls (11).

**Andy Isabella** – Second-round pick (62nd overall) out of UMass, where he was a consensus first-team All-American as a senior. Has 306 all-purpose yards and one TD on eight catches, three carries and five kickoff returns in 12 games this season.

**KeeSean Johnson** – Arizona's 2019 fifth-round pick (174th overall) out of Fresno State, where he set a program record with 3,463 career receiving yards. Has 21 receptions for 187 yards and a TD in 10 games (four starts) this season.

**Christian Kirk** – Arizona's 2018 second-round selection (47th overall) became the second-fastest player in franchise history to reach 100 career receptions (22 games), trailing only Anquan Boldin (16 games). Matched his previous career total with three TD receptions in Week 10 at Tampa Bay.

**Trent Sherfield** – Second-year player out of Vanderbilt has 23 catches for 290 yards and a TD in 26 games (three starts) after signing with the Cardinals as an undrafted free agent in 2018.

## OFFENSIVE LINE

**Mason Cole** – Cardinals 2018 third-round pick (97th overall) was one of just six NFL rookie offensive lineman to start all 16 games last season and the fourth in franchise history to accomplish the feat. Has started two games at LG this season.

**Lamont Gaillard** – Selected by the Cardinals in the sixth round (179th overall) of the 2019 NFL Draft out of Georgia, where he started all 42 games in his final three years and earned first-team All-SEC accolades as a senior in 2018.

**Max Garcia** – Signed with the Cardinals as a free agent in the offseason and was activated off the PUP list (knee) in Week 10. Has played 61 games (41 starts) with Denver (2015-18) and Arizona (2019) after being selected by the Broncos in the fourth round (133rd overall) of the 2015 NFL Draft out of Florida.

**D.J. Humphries** – Cardinals first-round selection (24th overall) in the 2015 NFL Draft out of Florida. Has started all 40 games he has played in his NFL career, including the first 10 at RT before moving to LT full-time prior to the 2017 season.

**Josh Miles** – Selected by Arizona with its first pick in the seventh round (248th overall) of the 2019 NFL Draft, becoming the first Morgan State player ever selected by the Cardinals and just the second player from the program drafted since 1983.

**Justin Murray** – Has started nine games at RT after being claimed off waivers on 9/1. Spent time with the Broncos, Buccaneers, Saints, Bengals and Raiders since entering the NFL as a rookie free agent with Denver in 2016 out of Cincinnati.

**Justin Pugh** – Started all 83 games he has played with the Giants (2013-17) and Cardinals (2018-19). The former first-round pick (19th overall) signed a five-year contract with Arizona before the 2018 season.

**A.Q. Shipley** – Originally drafted by the Steelers in the seventh round (226th overall) of the 2009 NFL Draft and has played 102 games (67 starts) for the Colts (2012, '14), Ravens (2013) and Cardinals (2015-19). Started 32 consecutive games for the Cardinals during the 2016-17 seasons.

**J.R. Sweezy** – Entered the league with Seattle as a seventh-round selection (225th overall) in the 2012 NFL Draft and has played 101 games (91 starts) with the Seahawks (2012-15, '18), Buccaneers (2016-17) and Cardinals (2019).



## DEFENSIVE LINE

**Miles Brown** – Has played six games for the Cardinals while splitting time between the active roster and the practice squad this season. Joined the team as a rookie free agent out of Wofford.

**Michael Dogbe** – Arizona's seventh-round pick (249th overall) in the 2019 NFL Draft out of Temple, where he played with Cardinals LB Haason Reddick. Each of them wore a single-digit jersey number reserved for the team's toughest players.

**Zach Kerr** – Five-year NFL veteran has played 72 career games (11 starts) with Arizona (2019), Denver (2017-18), Indianapolis (2014-16) since entering the league as an undrafted rookie free agent with the Colts out of Delaware.

**Corey Peters** – Second-year defensive captain signed a three-year extension to remain in Arizona through 2020. Atlanta's 2010 third-round pick (83rd overall) has played 126 games (109 starts) for the Cardinals (2015-19) and Falcons (2010-14).

**Caraun Reid** – Detroit's 2014 fifth-round selection (158th overall) out of Princeton has played 44 games with the Cowboys (2018), Colts (2017), Redskins (2017), Lions (2017, '14-15) and Chargers (2016). Re-signed with Arizona in Week 15.

## LINEBACKERS

**Kylie Fitts** – Joined the Cardinals practice squad in Week 1 and was promoted to the active roster in Week 14. Chicago's 2018 sixth-round pick (181st overall) out of Utah played seven games for the Bears during his rookie season.

**Dennis Gardeck** – Signed as an undrafted rookie free agent out of Sioux Falls and played a team-high 386 snaps on special teams last season. Has 16 special teams tackles in 27 career games and has deflected three punts in his last 12 contests.

**Jordan Hicks** – Ranks third in the NFL with a career-high 121 tackles and tied for the league lead with seven 10-tackle games this season. Philadelphia's 2015 second-round pick (84th overall) signed a four-year contract with Arizona in March.

**Chandler Jones** – Two-time Pro Bowler (2015, '17) ranks second in the NFL with 14.0 sacks this year and leads the league in sacks (55.0) since joining the Cardinals in a trade prior to the 2016 season. Only HOFer Reggie White (four) had 13.0+ sacks in more consecutive seasons than Jones (three) in NFL history.

**Cassius Marsh Sr.** – Six-year NFL veteran has played 81 games with Seattle (2014-16, '17), New England (2017), San Francisco (2017-18) and Arizona (2019). Seattle's 2014 fourth-round pick (108th overall) joined the Cardinals in Week 1 this season.

**Haason Reddick** – Cardinals first-round pick (13th overall) in the 2017 NFL Draft out of Temple has played all 45 games (20 starts) in his first three NFL seasons. Began his college career as a walk-on CB and earned a scholarship after his junior season.

**Terrell Suggs** – Seven-time Pro Bowler, first-team All-Pro and 2011 NFL Defensive Player of the Year joined the Cardinals as a free agent in March after 16 seasons in Baltimore. Leads all active NFL defenders in games played (242), career sacks (138.0) and forced fumbles (37).

**Ezekiel Turner** – Signed with Arizona as an undrafted rookie free agent out of Washington and led the NFL with 13 solo tackles on special teams in 2018, according to official league stats. Has 27 special teams tackles in 25 career games.

**Tanner Vallejo** – Buffalo's 2017 sixth-round pick (195th overall) out of Boise State has played 38 games for the Bills (2017), Browns (2018), Redskins (2019) and Cardinals (2019). Elevated to Arizona's active roster from the practice squad in Week 14.

**Joe Walker** – Picked in the seventh round (251st overall) of the 2016 NFL Draft by Philadelphia and won Super Bowl LII with the Eagles. Has played 27 games (eight starts) since signing with the Cardinals off the Eagles practice squad last season.

## DEFENSIVE BACKS

**Budda Baker** – Leads all NFL DBs with a career-high 118 tackles this season and has the second-most tackles for loss (13) by an NFL DB since 2018. Arizona's 2017 second-round pick (36th overall) out of Washington earned Pro Bowl and first-team All-Pro honors on special teams as a rookie.

**Chris Banjo** – Six-year NFL veteran has played 86 games (two starts) with Arizona (2019), New Orleans (2016-18) and Green Bay (2013-16). SMU product signed with the Cardinals in Week 4 after being released by the Saints earlier this season.

**Jalen Davis** – Joined the Cardinals practice squad in Week 1 and was promoted to the active roster in Week 14. Played three games with Miami last year after entering the league as a rookie free agent with the Dolphins in 2018 out of Utah State.

**Chris Jones** – Has played 10 games for the Cardinals while splitting time between the active roster and practice squad since entering the NFL as a rookie free agent with Detroit last season.

**Byron Murphy Jr.** – Arizona's 2019 second-round pick (33rd overall) out of Washington ranks third among NFL rookies with eight passes defended, which is the fifth most in franchise history through the first 13 games of a player's career.

**Kevin Peterson** – Entered the league as a rookie free agent with the Bears out of Oklahoma State in 2016. Has played 19 games (three starts) with the Rams (2017) and Cardinals (2019).

**Patrick Peterson** – Eight-time Pro Bowler is tied for seventh in franchise history and ranks fifth among NFL defenders since 2011 with 24 career INTs. Fifth overall pick in the 2011 NFL Draft out of LSU has started all 135 games he has played.

**Deionte Thompson** – Has played 11 games (two starts) after being drafted in the fifth round (139th overall) of the 2019 NFL Draft out of Alabama where he earned consensus first-team All-American honors in his final season with the Crimson Tide.

**Jalen Thompson** – Fifth-round pick in the 2019 supplemental draft out of Washington State has 50 tackles and one INT in 12 games (seven starts) during his rookie campaign.

**Charles Washington** – Fresno State product has played 38 games with the Lions (2016-18) and Cardinals (2019) since entering the league as a rookie free agent with Detroit in 2016. Claimed off waivers by the Cardinals in Week 1 this season.

## SPECIALISTS

**Aaron Brewer** – Has played 114 regular season and eight playoff games for Arizona (2016-19) and Denver (2012-15).

**Zane Gonzalez** – ASU product and Lou Groza Award winner ranks third in the NFL with 27 FGs and fifth with 104 points. Cleveland's 2017 seventh-round pick joined Arizona last season.

**Andy Lee** – Four-time All-Pro ranks second in the NFL in gross punting average (48.5). Joined Arizona in 2017 after playing for the 49ers (2004-14), Browns (2015) and Panthers (2016).





## WEEK 1

Detroit Lions 27, Arizona Cardinals 27

60,687 ■ State Farm Stadium ■ Sep 8, 2019



Detroit Lions .....	0	17	0	7	3	—	27
Arizona Cardinals .....	0	3	3	18	3	—	27

For the 1st 3 quarters of Arizona's regular season opener, the visiting Lions were spoiling the debut of new head coach Kliff Kingsbury and rookie QB Kyler Murray. Early in the 4th quarter, Detroit went up 18 and to that point had held AZ to just 2 FGs. But down 24-6, Murray shrugged off a challenging start and led the Cards to 21 consecutive points. He threw one TD pass with 5:51 remaining to cut it to 8 and then with :43 left completed a TD pass and a two-point conversion to force overtime. After each team notched a FG on their opening possession of OT, the game would end in a rare week 1 tie. In the 4th quarter and OT, Murray was 20-29 passing for 238 yards with 2 TDs & no INTs (116.7 rating). The game's leading receiver was the ageless Larry Fitzgerald (8-113, TD) who also set the franchise record for career games played (235).

Early on Detroit DB Tracy Walker picked off a Murray pass along the sideline midway thru the 1st, setting the Lions up at the AZ24. But on the next snap, LB Chandler Jones sacked QB Matthew Stafford forcing a fumble that Jones recovered himself. The next Lions drive reached the AZ37 and Matt Prater's 55-yard FG made it 3-0. Two plays into the ensuing DET possession, Stafford found WR Danny Amendola open down the right sideline for a 47-yard TD and a 10-0 lead. That lead increased to 17-0 on the next Lions series when Stafford capped a 9-play, 95-yard drive with a 9-yard pass to WR Kenny Golladay. AZ created a spark 2 minutes later when DET's Jamal Agnew muffed a punt and Trent Sherfield recovered at the DET8 with 1:40 before intermission. David Johnson's 7-yard run took it to the 1, but the Cards couldn't punch it in on either of the next 2 plays and Zane Gonzalez's 20-yard FG made it 17-3 at the half.

The 3rd quarter's only points came on a 42-yard Gonzalez FG but early in the 4th, Stafford hit rookie TE T.J. Hockenson with a 23-yard TD pass in the back of the end zone that made it 24-6. Three plays later the Cards faced a 3rd-n-14 at their own 22 when Fitzgerald hauled in a 41-yarder to the DET 37 that set-up another Gonzalez FG. With 5:57 left, Murray ended a 7-play, 70-yard drive with a 27-yard TD pass to David Johnson down the middle that made it an 8-point game (24-17). DET then advanced to its own 49 but AZ forced a punt that LB Dennis Gardeck tipped, setting the Cards up at their own 40. With under a minute to play, they reached the DET4 when Fitzgerald hauled in a TD pass and Christian Kirk tied the game with his catch on the 2-point conversion. AZ won the coin toss in OT and on the 2nd play of it Murray & Fitzgerald connected on a 45-yard pass to the DET23. The Cards would reach the 8 but no further and went up 3 on a 28-yard Gonzalez FG. The Lions responded by advancing to the AZ 15 where Prater's 33-yarder made it 27-27. Each team would get the ball once more. AZ advanced to the DET46 but punted on 4th-n-7 with 1:10 to go. The decision nearly paid off on a 3rd-n-9 at the DET15 with :11 left when Stafford was nearly picked by Tramaine Brock but the veteran DB could not hold on.

## Scoring Drives

TEAM	QTR	TIME	SCORING PLAY	DET	ARI
Lions	1	14:07	M.Prater 55 yd. Field Goal (10-43, 5:38)	3	0
Lions	2	12:23	D.Amendola 47 yd. pass from M.Stafford (M.Prater kick) (2-51, 0:47)	10	0
Lions	2	03:38	K.Golladay 9 yd. pass from M.Stafford (M.Prater kick) (9-95, 6:09)	17	0
Cardinals	2	01:19	Z.Gonzalez 20 yd. Field Goal (4-6, 0:21)	17	3
Cardinals	3	04:38	Z.Gonzalez 42 yd. Field Goal (8-42, 2:34)	17	6
Lions	4	14:47	T.Hockenson 23 yd. pass from M.Stafford (M.Prater kick) (10-82, 4:51)	24	6
Cardinals	4	11:09	Z.Gonzalez 34 yd. Field Goal (10-58, 3:38)	24	9
Cardinals	4	05:57	D.Johnson 27 yd. pass from K.Murray (Z.Gonzalez kick) (7-70, 2:55)	24	16
Cardinals	4	00:43	L.Fitzgerald 4 yd. pass from K.Murray (K.Murray-C.Kirk pass) (9-60, 1:48)	24	22
Cardinals	5	07:17	Z.Gonzalez 28 yd. Field Goal (7-65, 2:43)	24	27
Lions	5	03:48	M.Prater 33 yd. Field Goal (8-60, 3:29)	27	27

## Detroit Lions

PASSING	ATT	CP	YDS	SK/YD	TD	LG	INT	RTG
Matthew Stafford	45	27	385	3/24	3	47	0	110.0
TOTAL	45	27	385	3/24	3	47	0	110.0
RUSHING	ATT	YDS	AVG	LG	TD			
Kerryon Johnson	16	49	3.1	9	0			
C.J. Anderson	11	35	3.2	9	0			
Matthew Stafford	3	22	7.3	12	0			
Ty Johnson	1	6	6.0	6	0			
Marvin Jones Jr.	1	4	4.0	4	0			
TOTAL	32	116	3.6	12	0			
RECEIVING	NO	YDS	AVG	LG	TD			
Danny Amendola	7	104	14.9	47t	1			
T.J. Hockenson	6	131	21.8	39	1			
Kenny Golladay	4	42	10.5	13	1			
Marvin Jones Jr.	4	56	14.0	23	0			
J.D. McKissic	2	24	12.0	12	0			
Kerryon Johnson	2	13	6.5	7	0			
Jesse James	1	15	15.0	15	0			
Nick Bawden	1	0	0.0	0	0			
TOTAL	27	385	14.3	47	3			
TOP DEFENSE	TOT	SOLO	AST	SCK	YDS	INT		
Tracy Walker	9	9	0	0.0	0.0	1		
Rashaan Melvin	8	8	0	0.0	0.0	0		
Christian Jones	5	5	0	1.0	3.0	0		
FIELD GOALS	FGA/FGM					PERCENT		
Matt Prater	2-2					100.0		
TOTAL	2-2					100.0		

## Arizona Cardinals

PASSING	ATT	CP	YDS	SK/YD	TD	LG	INT	RTG
Kyler Murray	54	29	308	5/33	2	45	1	75.2
TOTAL	54	29	308	5/33	2	45	1	75.2
RUSHING	ATT	YDS	AVG	LG	TD			
David Johnson	18	82	4.6	18	0			
Kyler Murray	3	13	4.3	9	0			
Christian Kirk	1	12	12.0	12	0			
Chase Edmonds	1	5	5.0	5	0			
TOTAL	23	112	4.9	18	0			
RECEIVING	NO	YDS	AVG	LG	TD			
Larry Fitzgerald	8	113	14.1	45	1			
David Johnson	6	55	9.2	27	1			
KeeSean Johnson	5	46	9.2	15	0			
Christian Kirk	4	32	8.0	10	0			
Damiere Byrd	4	42	10.5	19	0			
Charles Clay	1	5	5.0	5	0			
Maxx Williams	1	15	15.0	15	0			
TOTAL	29	308	10.6	45	2			
TOP DEFENSE	TOT	SOLO	AST	SCK	YDS	INT		
Jordan Hicks	16	13	3	0.0	0.0	0		
Budda Baker	9	7	2	0.0	0.0	0		
Chandler Jones	9	7	2	1.0	10.0	0		
FIELD GOALS	FGA/FGM					PERCENT		
Zane Gonzalez	4-4					100.0		
TOTAL	4-4					100.0		

## Team Statistics

## Lions Cardinals

First Downs	23	21
Total Net Yards	477	387
Rushes/Net Yards	32/116	23/112
Net Passing	361	275
Pass Attempts/Completions	45/27	54/29
Had Intercepted	0	1
Sacked/Yards Lost	3/24	5/33
Punts/Average	8/39.3	8/47.5
Penalties/Yards	9/59	7/35
Fumbles/Lost	3/2	0/0
Possession Time	39:23	30:37



## WEEK 2

### Arizona Cardinals 17, Baltimore Ravens 23

70,126 M&T Stadium Sep 15, 2019



Arizona Cardinals	3	3	3	8	—	17
Baltimore Ravens	7	10	0	6	—	23

In week 2 at Baltimore, the Cardinals faced a Ravens team that scored 59 points and 8 touchdowns in its season opening win at Miami 7 days earlier. It was also a showdown of young, dynamic QBs pitting AZ's rookie Tyler Murray vs. BAL's 2nd-year player Lamar Jackson. Neither disappointed. Jackson threw for 272 yards and a pair of touchdowns while adding another 120 yards on the ground. Murray completed 25 of 40 passes for 349 yards and joined Cam Newton as the only players in NFL history to eclipse 300 passing yards in their first two career games. Early in the 4th quarter, Murray led a 79-yard TD drive that pulled the Cards to within 3 points. After a Ravens FG on the ensuing drive made it a 6-point game, AZ got it back twice more with the chance to score a go-ahead TD but was not able. WR Christian Kirk finished with his 1st career 100-yard day and led all receivers with 114 yards on 6 catches. Fellow wideout Larry Fitzgerald topped the century mark for the 2nd straight week and finished with 5 receptions for 104 yards. The loss dropped the Cards to 0-1-1 while the Ravens improved to 2-0.

Baltimore opened the scoring on its first possession when Jackson's 27-yard scoring pass to TE Mark Andrews capped a 7-play, 94-yard drive. The Ravens penetrated AZ territory on their next drive but turned it over on downs thanks to a Cards stop on 4th-n-3 at the AZ43. Murray then completed 4 straight passes to get AZ to the Ravens 4 but AZ came away with just a Zane Gonzalez FG that made it 7-3. After Justin Tucker's 33-yarder made it 10-3 on the next series, the Cards again marched into the red zone. They got as far as the 4 but had to settle for a short Gonzalez FG. The Ravens then went up 17-6 just before halftime thanks to a 1-yard Jackson TD pass to TE Hayden Hurst at the end of an 85-yard drive.

On its 1st possession of the 3rd quarter, the AZ offense again reached the Baltimore 5 thanks to 4 Murray completions that included a 40-yarder to Fitzgerald. For the 3rd time they came away with a Gonzalez FG and the score was 17-9. The next series saw the Ravens reach the 6 but they too had to settle for a short FG that made it 20-9 early in the 4th. On the next play from scrimmage, Murray & Fitzgerald connected to a 54-yard completion to the 25 and 3 plays later, David Johnson ran it in from a yard out. That TD combined with a Murray to KeeSean Johnson pass on the 2-point try made it 20-17 with 12:52 left. Tucker's 51-yard FG midway thru the 4th made it a 6-point game. The Cards would get the ball back twice more but could not threaten. With 3:13 remaining, the Ravens faced a 3rd-n-11 at their own 44 when Jackson hit rookie WR Marquise Brown deep down the right sideline for a 41-yard game that iced the game.

### Scoring Drives

TEAM	QTR	TIME	SCORING PLAY	ARI	BAL
Ravens	1	08:06	M.Andrews 27 yd. pass from L.Jackson (J.Tucker kick) (7-94, 3:56)	0	7
Cardinals	1	02:18	Z.Gonzalez 22 yd. Field Goal (7-53, 2:16)	3	7
Ravens	2	14:07	J.Tucker 33 yd. Field Goal (9-60, 3:11)	3	10
Cardinals	2	08:31	Z.Gonzalez 21 yd. Field Goal (13-83, 5:36)	6	10
Ravens	2	03:49	H.Hurst 1 yd. pass from L.Jackson (J.Tucker kick) (9-85, 4:42)	6	17
Cardinals	3	09:00	Z.Gonzalez 21 yd. Field Goal (9-81, 3:48)	9	17
Ravens	4	14:56	J.Tucker 28 yd. Field Goal (16-70, 9:04)	9	20
Cardinals	4	12:52	D.Johnson 1 yd. run (K.Murray-K.Johnson pass) (4-79, 2:04)	15	20
Ravens	4	08:56	J.Tucker 51 yd. Field Goal (9-42, 3:56)	17	23

### Arizona Cardinals

PASSING	ATT	CP	YDS	SK/YD	TD	LG	INT	RTG
Kyler Murray	40	25	349	3/20	0	54	0	90.5
TOTAL	40	25	349	3/20	0	54	0	90.5
RUSHING	ATT	YDS	AVG			LG		TD
David Johnson	7	14	2.0			4		1
Kyler Murray	3	4	1.3			7		0
Chase Edmonds	1	2	2.0			2		0
TOTAL	11	20	1.8			7		1
RECEIVING	NO	YDS	AVG			LG		TD
Christian Kirk	6	114	19.0			34		0
Damiere Byrd	6	45	7.5			13		0
Larry Fitzgerald	5	104	20.8			54		0
Chase Edmonds	2	15	7.5			10		0
Michael Crabtree	2	13	6.5			9		0
Charles Clay	1	6	6.0			6		0
David Johnson	1	0	0.0			0		0
KeeSean Johnson	1	31	31.0			31		0
Maxx Williams	1	21	21.0			21		0
TOTAL	25	349	14.0			54		0
TOP DEFENSE	TOT	SOLO	AST	SCK		YDS		INT
Budda Baker	12	6	6	0.0		0.0		0
Jordan Hicks	12	10	2	0.0		0.0		0
D.J. Swearingen Sr.	10	8	2	0.0		0.0		0
FIELD GOALS			FGA/FGM					PERCENT
Zane Gonzalez			3-3					100.0
TOTAL			3-3					100.0

### Baltimore Ravens

PASSING	ATT	CP	YDS	SK/YD	TD	LG	INT	RTG
Lamar Jackson	37	24	272	2/14	2	41	0	104.8
TOTAL	37	24	272	2/14	2	41	0	104.8
RUSHING	ATT	YDS	AVG	LG	TD			
Lamar Jackson	16	120	7.5	19	0			
Mark Ingram II	13	47	3.6	16	0			
Gus Edwards	3	11	3.7	4	0			
Justice Hill	1	4	4.0	4	0			
TOTAL	33	182	5.5	19	0			
RECEIVING	NO	YDS	AVG	LG	TD			
Mark Andrews	8	112	14.0	28	1			
Marquise Brown	8	86	10.8	41	0			
Mark Ingram II	2	30	15.0	20	0			
Hayden Hurst	1	1	1.0	1	0			
Justice Hill	1	10	10.0	10	0			
Miles Boykin	1	11	11.0	11	0			
Nick Boyle	1	14	14.0	14	0			
Patrick Ricard	1	3	3.0	3	0			
Willie Snead IV	1	5	5.0	5	0			
TOTAL	24	272	11.3	41	2			
TOP DEFENSE	TOT	SOLO	AST	SCK	YDS	INT		
Brandon Carr	7	6	1	1.0	7.0	0		
Marlon Humphrey	6	5	1	0.0	0.0	0		
Anthony Averett	4	4	0	0.0	0.0	0		
FIELD GOALS	FGA/FGM					PERCENT		
Justin Tucker	3-3					100.0		
TOTAL	3-3					100.0		

### Team Statistics

	Cardinals	Ravens
First Downs	15	26
Total Net Yards	349	440
Rushes/Net Yards	11/20	33/182
Net Passing	329	258
Pass Attempts/Completions	40/25	37/24
Had Intercepted	0	0
Sacked/Yards Lost	3/20	2/14
Punts/Average	5/53.4	3/43.0
Penalties/Yards	8/70	10/62
Fumbles/Lost	1/0	2/0
Possession Time	22:22	37:38



# CARDINALS GAME SUMMARIES



## WEEK 3 Carolina Panthers 38, Arizona Cardinals 20 60,104 ■ State Farm Stadium ■ Sep 22, 2019

Carolina Panthers	0	14	14	10	—	38
Arizona Cardinals	7	3	10	0	—	20

Hosting the Panthers in week 3, the Cardinals took a 17-14 lead early in the 3rd quarter on a 3-yard TD catch & run by RB David Johnson. From there, though, Carolina outscored Arizona 24-3 on the strength of big plays, a pair of AZ turnovers and the right arm of young back-up QB Kyle Allen. The Scottsdale native and one-time college teammate of Cards starter Kyle Murray made his 2nd career start in place of Cam Newton and threw for 261 yards and 4 TDs. Two of the TD passes went to TE Greg Olsen while RB Christian McCaffrey ran for 153 yards and a score to pace the Panthers.

On the game's opening drive, Carolina reached the AZ15 where they faced a 3rd-n-5. Cards LB Chandler Jones came off the edge and strip-sacked Allen, forcing a fumble that he recovered himself at the CAR26. From there the AZ offense methodically moved 74 yards in 14 plays and Murray ended it with a 1-yard TD pass to Larry Fitzgerald. On that drive Murray completed 7 of 8 passes and ran 3 times for 28 yards. Carolina answered quickly. WR Curtis Samuel's 5-yard catch in the back of the end zone capped an 11-play, 75-yard drive and the game was tied at 7 early in the 2nd. Late in the quarter, the Cards advanced to the CAR18 and Zane Gonzalez's 34-yard FG made it 10-7 with 1:36 to go before halftime. That was more than enough time for Carolina. On the 3rd play of the next drive, Allen connected on a deep crossing pattern with WR D.J. Moore who turned it into a 52-yard score. The Cardinals nearly answered on the next snap from scrimmage when Murray appeared to hit Christian Kirk on a huge pass play down the deep middle but the WR could not hold on and the Panthers led 14-10 at intermission.

The Cards got the ball to open the 2nd half and took the lead on that possession; on 3rd-n-goal from the 3, Murray hit Johnson with a short pass that the RB muscled into the end zone to give AZ a 3-point lead. The Panthers again had an answer and ended a 7-play, 80-yard drive with Allen's 3-yard scoring pass to Olsen that put Carolina back up 21-17. The Cards looked like they'd reclaim the lead when WR Trent Sherfield was wide open down the left sideline but he and Murray could not connect and a 47-yard Gonzalez FG trimmed the lead to 1. However, on the 2nd play of the next drive McCaffrey would burst thru the middle for a 76-yard TD run that made it 28-20. Things went from bad to worse for AZ two plays later when CB Donte Jackson picked off Murray and returned it to the AZ22. Another 3-yard Olsen TD catch followed and in the blink of an eye, the Panthers suddenly had a 15-point lead with 13:32 remaining. The Cardinals would get no closer and a 36-yard Joey Slye FG with 4:27 left provided the game's final points.

### Scoring Drives

TEAM	QTR	TIME	SCORING PLAY	CAR	ARI
Cardinals	1	04:30	L.Fitzgerald 1 yd. pass from K.Murray (Z.Gonzalez kick) (14-74, 6:17)	0	7
Panthers	2	14:09	C.Samuel 5 yd. pass from K.Allen (J.Slye kick) (11-75, 5:21)	7	7
Cardinals	2	01:36	Z.Gonzalez 34 yd. Field Goal (15-53, 5:58)	7	10
Panthers	2	00:49	D.Moore 52 yd. pass from K.Allen (J.Slye kick) (3-75, 0:47)	14	10
Cardinals	3	11:20	D.Johnson 3 yd. pass from K.Murray (Z.Gonzalez kick) (9-75, 3:40)	14	17
Panthers	3	07:44	G.Olsen 3 yd. pass from K.Allen (J.Slye kick) (7-75, 3:36)	21	17
Cardinals	3	02:47	Z.Gonzalez 47 yd. Field Goal (12-49, 4:57)	21	20
Panthers	3	01:53	C.McCaffrey 76 yd. run (J.Slye kick) (2-84, 0:54)	28	20
Panthers	4	13:32	G.Olsen 3 yd. pass from K.Allen (J.Slye kick) (6-22, 2:42)	35	20
Panthers	4	04:27	J.Slye 36 yd. Field Goal (4-4, 0:18)	38	20

### Carolina Panthers

PASSING	ATT	CP	YDS	SK/YD	TD	LG	INT	RTG
Kyle Allen	26	19	261	2/21	4	52	0	144.4
TOTAL	26	19	261	2/21	4	52	0	144.4
RUSHING	ATT	YDS	AVG	LG	TD			
Christian McCaffrey	24	153	6.4	76t	1			
D.J. Moore	1	12	12.0	12	0			
Reggie Bonnafon	2	5	2.5	4	0			
Alex Armah	1	4	4.0	4	0			
Kyle Allen	3	-1	-0.3	1	0			
TOTAL	31	173	5.6	76	1			
RECEIVING	NO	YDS	AVG	LG	TD			
Greg Olsen	6	75	12.5	20	2			
Curtis Samuel	5	53	10.6	15	1			
Christian McCaffrey	3	35	11.7	18	0			
Jarius Wright	2	38	19.0	33	0			
Alex Armah	1	2	2.0	2	0			
Chris Hogan	1	6	6.0	6	0			
D.J. Moore	1	52	52.0	52t	1			
TOTAL	19	261	13.7	52	4			
TOP DEFENSE	TOT	SOLO	AST	SCK	YDS	INT		
Shaq Thompson	11	9	2	1.0	4.0	0		
Luke Kuechly	10	8	2	0.0	0.0	0		
Eric Reid	6	6	0	1.0	1.0	0		
FIELD GOALS	FGA/FGM					PERCENT		
Joey Slye	1-1					100.0		
TOTAL	1-1					100.0		

### Arizona Cardinals

PASSING	ATT	CP	YDS	SK/YD	TD	LG	INT	RTG
Kyler Murray	43	30	173	8/46	2	23	2	73.1
TOTAL	43	30	173	8/46	2	23	2	73.1
RUSHING	ATT	YDS	AVG	LG	TD			
Kyler Murray	8	69	8.6	20	0			
David Johnson	11	37	3.4	15	0			
Chase Edmonds	3	15	5.0	8	0			
TOTAL	22	121	5.5	20	0			
RECEIVING	NO	YDS	AVG	LG	TD			
Christian Kirk	10	59	5.9	13	0			
David Johnson	6	28	4.7	17	1			
Larry Fitzgerald	5	36	7.2	23	1			
KeeSean Johnson	3	13	4.3	5	0			
Damiere Byrd	2	9	4.5	11	0			
Michael Crabtree	2	9	4.5	6	0			
Charles Clay	1	9	9.0	9	0			
Chase Edmonds	1	10	10.0	10	0			
TOTAL	30	173	5.8	23	2			
TOP DEFENSE	TOT	SOLO	AST	SCK	YDS	INT		
Haason Reddick	11	8	3	0.0	0.0	0		
Jordan Hicks	11	7	4	0.0	0.0	0		
Budda Baker	6	4	2	0.0	0.0	0		
FIELD GOALS	FGA/FGM					PERCENT		
Zane Gonzalez	2-2					100.0		
TOTAL	2-2					100.0		

### Team Statistics

	Panthers	Cardinals
First Downs	21	21
Total Net Yards	413	248
Rushes/Net Yards	31/173	22/121
Net Passing	240	127
Pass Attempts/Completions	26/19	43/30
Had Intercepted	0	2
Sacked/Yards Lost	2/21	8/46
Punts/Average	3/48.3	5/42.4
Penalties/Yards	3/35	7/52
Fumbles/Lost	2/1	0/0
Possession Time	28:16	31:44



**WEEK 4**  
**Seattle Seahawks 27, Arizona Cardinals 10**  
**60,500 ■ State Farm Stadium ■ Sep 29, 2019**



Seattle Seahawks	.....	10	10	0	7	—	27
Arizona Cardinals	.....	0	3	0	7	—	10

In a week 4 match-up that was the 1st divisional contest for each team, the Cardinals hosted the Seahawks at State Farm Stadium. The game was nearly even in most statistical categories including 1st downs (21-20), offensive plays (59-59) rushing yards (115-115) and passing yards (225-206). But in the only category that counts, Seattle outscored the Cards 27-10 by capitalizing on its big plays and scoring opportunities while the Cards did not. With the victory, the Seahawks improved to 3-1 while Arizona fell to 0-3-1.

RB David Johnson led the Cardinals with 139 total yards from scrimmage, including 99 receiving yards on 8 catches. With his 5 receptions, WR Larry Fitzgerald moved passed TE Tony Gonzalez into 2nd place on the NFL's all-time receptions list behind only Jerry Rice.

Arizona got the ball to open the game and advanced to the Seattle 25 on that possession but came away with no points when Zane Gonzalez was wide on his 43-yard FG try. It was his first miss of the year after starting the season 9-for-9 on FGs. The Seahawks then moved 52 yards in 10 plays to the AZ15 but their drive stalled there and Jason Myers' 33-yard kick made it 3-0. Two plays later the lead instantly grew to 10-0 when Seahawks DE Jadeveon Clowney snared Kyle Murray's screen pass attempt to David Johnson near the line of scrimmage and returned it 27 yards for a TD. On the next AZ drive, Murray & Johnson did connect, this time on a short pass that the RB took that 31 yards down the middle of the field. It led to a 33-yard Gonzalez FG that made it 10-3. But Seattle would push it to 17-3 on the next series when consecutive Russell Wilson passes picked up 32 & 28 yards and his 9-yard TD toss to TE Will Dissly capped the drive. The Cards were in position to answer on their next series when they reached the SEA30 but another FG miss – this one from 48 – kept the Seahawks lead at 14. A short Myers FG (24) in the closing seconds of the half made it 20-7 at intermission.

The AZ defense forced punts on all 3 Seattle possessions in the 3rd quarter and when Murray capped an 8-play, 80-yard drive with his 1st career rushing TD (9 yards), the score was 20-10 with 10:21 remaining. However, SEA would chew off most of that time on its next drive. It covered 75 yards in 15 plays and consumed 8:08. The possession was aided by a pair of AZ personal fouls and ended with a 9-yard C.J. Prosise TD run that made the final score 27-10.

### Scoring Drives

TEAM	QTR	TIME	SCORING PLAY	SEA	ARI
Seahawks	1	04:59	J. Myers 33 yd. Field Goal (11-52, 4:44)	3	0
Seahawks	1	04:15	J. Clowney 27 yd. interception return (J. Myers kick)	10	0
Cardinals	2	13:49	Z. Gonzalez 33 yd. Field Goal (12-60, 5:26)	10	3
Seahawks	2	10:48	W. Dissly 9 yd. pass from R. Wilson (J. Myers kick) (6-75, 3:01)	17	3
Seahawks	4	00:17	J. Myers 24 yd. Field Goal (10-50, 3:53)	20	3
Cardinals	4	10:21	K. Murray 9 yd. run (Z. Gonzalez kick) (8-80, 3:11)	20	10
Seahawks	4	02:13	C. Prosise 9 yd. run (J. Myers kick) (15-75, 8:08)	27	10

### Seattle Seahawks

PASSING	ATT	CP	YDS	SK/YD	TD	LG	INT	RTG
Russell Wilson	28	22	240	4/15	1	32	0	114.3
TOTAL	28	22	240	4/15	1	32	0	114.3
RUSHING	ATT	YDS	AVG	LG	TD			
Chris Carson	22	104	4.7	12	0			
Russell Wilson	2	7	3.5	5	0			
C.J. Prosise	3	4	1.3	9t	1			
TOTAL	27	115	4.3	12	1			
RECEIVING	NO	YDS	AVG	LG	TD			
Will Dissly	7	57	8.1	17	1			
Chris Carson	4	41	10.3	17	0			
Tyler Lockett	4	51	12.8	28	0			
Jaron Brown	3	50	16.7	32	0			
Luke Willson	2	26	13.0	17	0			
DK Metcalf	1	6	6.0	6	0			
David Moore	1	9	9.0	9	0			
TOTAL	22	240	10.9	32	1			
TOP DEFENSE	TOT	SOLO	AST	SCK	YDS	INT		
Bobby Wagner	11	6	5	0.0	0.0	0		
K.J. Wright	7	2	5	0.0	0.0	0		
Shaquill Griffin	7	3	4	0.0	0.0	0		
FIELD GOALS	FGA/FGM				PERCENT			
Jason Myers	2-2				100.0			
TOTAL	2-2				100.0			

### Arizona Cardinals

PASSING	ATT	CP	YDS	SK/YD	TD	LG	INT	RTG
Kyler Murray	32	22	241	4/35	0	31	1	77.7
TOTAL	32	22	241	4/35	0	31	1	77.7
RUSHING	ATT	YDS	AVG	LG	TD			
David Johnson	11	40	3.6	14	0			
Chase Edmonds	6	37	6.2	10	0			
Kyler Murray	4	27	6.8	15	1			
Christian Kirk	1	6	6.0	6	0			
Andy Isabella	1	5	5.0	5	0			
TOTAL	23	115	5.0	15	1			
RECEIVING	NO	YDS	AVG	LG	TD			
David Johnson	8	99	12.4	31	0			
Larry Fitzgerald	5	47	9.4	15	0			
Christian Kirk	4	37	9.3	18	0			
KeeSean Johnson	2	19	9.5	11	0			
Charles Clay	1	3	3.0	3	0			
Maxx Williams	1	21	21.0	21	0			
Trent Sherfield	1	15	15.0	15	0			
TOTAL	22	241	11.0	31	0			
TOP DEFENSE	TOT	SOLO	AST	SCK	YDS	INT		
Jordan Hicks	12	10	2	0.5	2.5	0		
Haason Reddick	10	5	5	1.0	0.0	0		
D.J. Swearinger Sr.	8	6	2	0.0	0.0	0		
FIELD GOALS	FGA/FGM						PERCENT	
Zane Gonzalez	3-1						33.3	
TOTAL	3-1						33.3	

### Team Statistics

	Seahawks	Cardinals
First Downs	21	20
Total Net Yards	340	321
Rushes/Net Yards	27/115	23/115
Net Passing	225	206
Pass Attempts/Completions	28/22	32/22
Had Intercepted	0	1
Sacked/Yards Lost	4/15	4/35
Punts/Average	4/42.8	3/47.0
Penalties/Yards	7/65	7/44
Fumbles/Lost	3/0	0/0
Possession Time	33:24	26:36



# CARDINALS GAME SUMMARIES



## WEEK 5 Arizona Cardinals 26, Cincinnati Bengals 23 46,012 ■ Paul Brown Stadium ■ Oct 6, 2019



Arizona Cardinals .....	7	6	0	13	—	26
Cincinnati Bengals .....	3	3	3	14	—	23

The Cards offense amassed 514 total yards, its most since 2015, and gained 266 rushing yards, the most since 2011. QB Kyler Murray led the way with 93 rushing yards (10 attempts), the 3rd-highest total ever by a Cardinals QB and the most since 1958. Arizona would need every single one of them to earn a hard-fought 26-23 walk-off victory in Cincinnati. RB Chase Edmonds' 37-yard TD scamper down the left sideline put the Cards up 23-9 with 7:13 to play. But the Bengals, who had been held out of the end zone all game, mounted back-to-back TD drives and tied the contest at 23 with exactly 2:00 remaining. That was just enough time for Murray to lead the Cardinals down the field and set-up Zane Gonzalez's 31-yard FG that sailed thru the uprights as time expired. The win improved AZ to 1-3-1 on the season while Cincy fell to 0-5. It came just 4 days after the passing of long-time Cards owner Bill Bidwill and was also the first win for 1st-year head coach Kliff Kingsbury; both occasions were marked with game ball presentations in the post-game locker room.

The Bengals opened the game's scoring on their 1st offensive possession, moving 65 yards in 12 plays but came away with just 3 points via a 23-yard Randy Bullock FG. RB Joe Mixon ran 8 times for 60 yards on that drive but the rest of the game would be limited to just 33 yards on 11 rushes. The Cards answered with a lengthy drive of their own that penetrated deep into Bengals territory. Looking at 4th-n-2 from the 6, Kingsbury opted to go for it and Murray validated his faith by taking it 6 yards off the left side for a TD. Up 7-3, AZ had a chance for more its next possession but it stalled at the 19 and Gonzalez was wide right from 37 yards. Later in the 2nd quarter, he was true from 23, capping a 12-play, 75-yard AZ drive and the Cards were up 10-3. Brandon Wilson returned the ensuing kickoff 52 yards to midfield and that set-up a 48-yard Bullock FG that made it 10-6. In the closing seconds of the 1st half, AZ reached the Cincy 1-yard line but got no closer and Gonzalez's 20-yarder made it 13-6 at intermission.

Bullock provided the only points of the 3rd quarter when his 23-yarder midway thru made it 13-9. On the Bengals next possession, they faced a 4th-n-1 at their own 42 and went for it but the Cards D stopped Andy Dalton at the line of scrimmage to turn it over on downs. Three plays later, the Cards had a 3rd-n-7 at the 39 when Murray lofted it down the middle and Pharoah Cooper made a diving catch for a 28-yard gain to 11. That led to another short Gonzalez FG, this one from 22 that made it 16-9 early in the 4th. After a Bengals punt, the Cards moved to the CIN37 on a 17-yard completion to David Johnson. On the next play, Edmonds ran it around the left end for the TD that gave AZ a 14-point lead midway thru the 4th. The Bengals would not go away. Dalton led them 79 yards in 10 plays and threw a 2-yard TD toss to Auden Tate, trimming the deficit to 7. After a 3-n-out by the Cards, CIN took over at its 19 with 3:41 left. A 29-yard completion to Tyler Boyd moved it to the 48. After back-to-back runs gained 10, Dalton hit Boyd for a 42-yard TD crossing the deep middle to tie it. AZ's offense then rose to the occasion. After an 8-yard Johnson run on the 1st play, the RB hauled in a 24-yard pass from Murray, tight-roping the sideline in front of the Cincy bench. A play later Murray scrambled 24 yards to the 15 and a play after that, Gonzalez nailed the game winner from 31.

### Scoring Drives

TEAM	QTR	TIME	SCORING PLAY	ARI	CIN
Bengals	1	08:28	R. Bullock 23 yd. Field Goal (12-65, 5:39)	0	3
Cardinals	1	03:40	K. Murray 6 yd. run (Z. Gonzalez kick) (9-68, 4:48)	7	3
Cardinals	2	05:09	Z. Gonzalez 23 yd. Field Goal (12-75, 5:01)	10	3
Bengals	2	03:27	R. Bullock 48 yd. Field Goal (5-20, 1:42)	10	6
Cardinals	2	00:00	Z. Gonzalez 20 yd. Field Goal (12-73, 3:27)	13	6
Bengals	3	08:34	R. Bullock 23 yd. Field Goal (15-70, 6:26)	13	9
Cardinals	4	13:25	Z. Gonzalez 22 yd. Field Goal (7-38, 3:12)	16	9
Cardinals	4	07:13	C. Edmonds 37 yd. run (Z. Gonzalez kick) (7-78, 3:08)	23	9
Bengals	4	04:08	A. Tate 2 yd. pass from A. Dalton (R. Bullock kick) (10-79, 3:05)	23	16
Bengals	4	02:00	T. Boyd 42 yd. pass from A. Dalton (R. Bullock kick) (4-81, 1:41)	23	23
Cardinals	4	00:00	Z. Gonzalez 31 yd. Field Goal (6-62, 2:00)	26	23

### Arizona Cardinals

PASSING	ATT	CP	YDS	SK/YD	TD	LG	INT	RTG
Kyler Murray	32	20	253	1/5	0	28	0	87.1
TOTAL	32	20	253	1/5	0	28	0	87.1
RUSHING	ATT	YDS	AVG			LG		TD
Kyler Murray	10	93	9.3			24		1
David Johnson	17	91	5.4			17		0
Chase Edmonds	8	68	8.5			37t		1
Andy Isabella	2	11	5.5			6		0
KeeSean Johnson	1	3	3.0			3		0
TOTAL	38	266	7.0			37		2
RECEIVING	NO	YDS	AVG			LG		TD
Larry Fitzgerald	6	58	9.7			17		0
Chase Edmonds	3	18	6.0			8		0
David Johnson	3	65	21.7			24		0
KeeSean Johnson	3	22	7.3			9		0
Pharoah Cooper	2	33	16.5			28		0
Charles Clay	1	27	27.0			27		0
Maxx Williams	1	7	7.0			7		0
Trent Sherfield	1	23	23.0			23		0
TOTAL	20	253	12.7			28		0
TOP DEFENSE	TOT	SOLO	AST	SCK	YDS	INT		
Byron Murphy Jr.	9	8	1	0.0	0.0	0		
Jalen Thompson	8	5	3	0.0	0.0	0		
Jonathan Bullard	8	6	2	0.0	0.0	0		
FIELD GOALS		FGA/FGM				PERCENT		
Zane Gonzalez		5-4				80.0		
TOTAL		5-4				80.0		

### Cincinnati Bengals

PASSING	ATT	CP	YDS	SK/YD	TD	LG	INT	RTG
Andy Dalton	38	27	262	1/0	2	42	0	107.6
TOTAL	38	27	262	1/0	2	42	0	107.6
RUSHING	ATT	YDS	AVG			LG		TD
Joe Mixon	19	93	4.9			18		0
Giovani Bernard	2	10	5.0			9		0
Andy Dalton	2	5	2.5			5		0
TOTAL	23	108	4.7			18		0
RECEIVING	NO	YDS	AVG			LG		TD
Tyler Boyd	10	123	12.3			42t		1
Damion Willis	4	38	9.5			12		0
Auden Tate	3	26	8.7			15		0
Giovani Bernard	3	16	5.3			7		0
C.J. Uzomah	2	16	8.0			8		0
Tyler Eifert	2	14	7.0			7		0
Alex Erickson	1	7	7.0			7		0
Joe Mixon	1	16	16.0			16		0
Stanley Morgan	1	6	6.0			6		0
TOTAL	27	262	9.7			42		2
TOP DEFENSE	TOT	SOLO	AST	SCK		YDS		INT
Nick Vigil	13	6	7	0.0		0.0		0
Shawn Williams	13	11	2	0.0		0.0		0
Dre Kirkpatrick	8	6	2	0.0		0.0		0
FIELD GOALS			FGA/FGM					PERCENT
Randy Bullock			3-3					100.0
TOTAL			3-3					100.0

### Team Statistics

	Cardinals	Bengals
First Downs	26	21
Total Net Yards	514	370
Rushes/Net Yards	38/266	23/108
Net Passing	248	262
Pass Attempts/Completions	32/20	38/27
Had Intercepted	0	0
Sacked/Yards Lost	1/5	1/0
Punts/Average	3/50.0	3/49.0
Penalties/Yards	12/96	7/60
Fumbles/Lost	0/0	1/0
Possession Time	31:03	28:57



## WEEK 6

Atlanta Falcons 33, Arizona Cardinals 34

60,140 ■ State Farm Stadium ■ Oct 13, 2019



Atlanta Falcons .....	7	3	10	13	—	33
Arizona Cardinals .....	3	17	7	7	—	34

The Cardinals offense scored on its first 5 possessions of the game (3 TDs, 2 FGs) for the first time since 2009 and held a 27-10 lead early in the 3rd quarter. However, the visiting Falcons would catch fire and comeback with 23 points in the 2nd half of a back-n-forth affair that would come down to the wire. Cards RB David Johnson scored his 2nd TD of the game with a diving catch of a Kyler Murray pass in the end zone that put AZ up 34-27 with 5:12 remaining. ATL QB Matt Ryan quickly led the Falcons down the field and with 1:53 remaining tossed a 12-yard scoring pass to RB Devonta Freeman; however on the pivotal game-tying PAT, veteran Matt Bryant missed it to the left. Needing one 1st down to salt the game away, Murray ran for exactly 5 on 3rd-n-5 to win the game. The rookie signal-caller was sharp all afternoon, completing 27 of 37 passes for 340 yards with 3 TDs, no INTs and no sacks while finishing with a 128.2 passer rating. The win was Arizona's 2nd straight and improved the Cards to 2-3-1 on the season. For the Falcons, it was their 4th straight loss and dropped them to 1-5.

Atlanta opened the scoring on the game's 1st series when Ryan's 9-yard TD pass to WR Calvin Ridley capped a 10-play, 80-yard drive. The Cards answered with a 39-yard Zane Gonzalez FG and then took the lead on their next possession. Murray hit WR Damiere Byrd with a 58-yard bomb to the 1 and 2 plays later, he found RB Chase Edmonds for a TD. A 9-yard sack by Corey Peters and Rodney Gunter on 3rd down sent the Falcons 3-n-out and the Cards moved quickly. On 3 consecutive plays AZ moved to the 1 thanks to a 17-yard Johnson run, a 30-yard Johnson catch-n-run, and a short pass to Edmonds that picked up 31. From there Johnson punched it in from a yard away to make it 17-7. A 29-yard Bryant FG made it 17-10 but just before intermission, Gonzalez pushed the lead back to 10 with his 22-yard FG, making it 20-10 at halftime.

The Cards got the ball to open the 2nd half and advanced to the ATL35 where they faced a 4th-n-2. Opting to go for it, TE Charles Clay moved the chains on a 6-yard catch. Two plays later, his fellow TE Maxx Williams caught a cross-field pass from Murray that he took for a TD. Down 27-10, Atlanta started its comeback. A 44-yard Bryant FG was followed by a 93-yard scoring drive that ended when Freeman & Ryan connected on a 7-yard TD pass that made it 27-20 with 1:02 left in the 3rd. After an AZ punt, Ryan moved the Falcons 83 yards in 8 plays and found TE Austin Hooper with a 6-yard game-tying TD. After the teams traded punts, the Cardinals advanced deep into ATL territory and faced a 3rd-n-5 at the 14. Murray lofted a pass into the end zone in Johnson's direction and despite being interfered with, the RB made an incredible diving grab to put AZ up 34-27. The Falcons were not done. Ryan led them 75 yards in 7 plays and again found Freeman for a TD. But this time Bryant did not add the PAT and the Cards still led by 1 with 1:53 remaining. Because ATL had 2 timeouts, one AZ 1st down would be enough to end the game. On 3rd-n-5, Murray kept it around the right end and the spot gave the Cards the pivotal 1st down.

## Scoring Drives

TEAM	QTR	TIME	SCORING PLAY	ATL	ARI
Falcons	1	09:23	C.Ridley 9 yd. pass from M.Ryan (M.Bryant kick) (10-80, 5:37)	7	0
Cardinals	1	05:41	Z.Gonzalez 39 yd. Field Goal (9-57, 3:42)	7	3
Cardinals	2	13:02	C.Edmonds 2 yd. pass from K.Murray (Z.Gonzalez kick) (9-86, 4:52)	7	10
Cardinals	2	09:02	D.Johnson 1 yd. run (Z.Gonzalez kick) (4-79, 1:52)	7	17
Falcons	2	03:37	M.Bryant 29 yd. Field Goal (11-64, 5:25)	10	17
Cardinals	2	00:04	Z.Gonzalez 22 yd. Field Goal (15-71, 3:33)	10	20
Cardinals	3	11:25	M.Williams 20 yd. pass from K.Murray (Z.Gonzalez kick) (9-64, 3:35)	10	27
Falcons	3	07:46	M.Bryant 44 yd. Field Goal (8-49, 3:39)	13	27
Falcons	3	01:02	D.Freeman 7 yd. pass from M.Ryan (M.Bryant kick) (10-93, 4:34)	20	27
Falcons	4	10:50	A.Hooper 6 yd. pass from M.Ryan (M.Bryant kick) (8-83, 3:12)	27	27
Cardinals	4	05:12	D.Johnson 14 yd. pass from K.Murray (Z.Gonzalez kick) (5-45, 2:00)	27	34
Falcons	4	01:53	D.Freeman 12 yd. pass from M.Ryan (kick failed, wl) (7-75, 3:19)	33	34

## Atlanta Falcons

PASSING	ATT	CP	YDS	SK/YD	TD	LG	INT	RTG
Matt Ryan	36	30	356	2/15	4	30	0	144.9
TOTAL	36	30	356	2/15	4	30	0	144.9
RUSHING	ATT	YDS	AVG	LG	TD			
Devonta Freeman	19	88	4.6	15	0			
Matt Ryan	2	7	3.5	6	0			
Ito Smith	3	6	2.0	3	0			
Keith Smith	1	2	2.0	2	0			
TOTAL	25	103	4.1	15	0			
RECEIVING	NO	YDS	AVG	LG	TD			
Austin Hooper	8	117	14.6	30	1			
Julio Jones	8	108	13.5	22	0			
Calvin Ridley	4	48	12.0	23	1			
Devonta Freeman	3	30	10.0	12t	2			
Mohamed Sanu	3	29	9.7	15	0			
Jaeden Graham	1	21	21.0	21	0			
Kaleb McGary	1	-3	-3.0	-3	0			
Luke Stocker	1	0	0.0	0	0			
Russell Gage	1	6	6.0	6	0			
TOTAL	30	356	11.9	30	4			
TOP DEFENSE	TOT	SOLO	AST	SCK	YDS	INT		
DeVondre Campbell	9	8	1	0.0	0.0	0		
Deion Jones	6	5	1	0.0	0.0	0		
Grady Jarrett	6	2	4	0.0	0.0	0		
FIELD GOALS						FGA/FGM	PERCENT	
Matt Bryant						2-2	100.0	
TOTAL						2-2	100.0	

## Arizona Cardinals

PASSING	ATT	CP	YDS	SK/YD	TD	LG	INT	RTG
Kyler Murray	37	27	340	0/0	3	58	0	128.2
TOTAL	37	27	340	0/0	3	58	0	128.2
RUSHING	ATT	YDS	AVG	LG	TD			
Chase Edmonds	5	34	6.8	15	0			
David Johnson	12	34	2.8	17	1			
Kyler Murray	11	32	2.9	14	0			
Pharoh Cooper	1	2	2.0	2	0			
TOTAL	29	102	3.5	17	1			
RECEIVING	NO	YDS	AVG	LG	TD			
David Johnson	6	68	11.3	30	1			
Larry Fitzgerald	6	69	11.5	22	0			
Maxx Williams	3	34	11.3	20t	1			
Pharoh Cooper	3	16	5.3	7	0			
Charles Clay	2	8	4.0	6	0			
Chase Edmonds	2	33	16.5	31	1			
Damiere Byrd	2	60	30.0	58	0			
KeeSean Johnson	2	14	7.0	7	0			
Trent Sherfield	1	38	38.0	38	0			
TOTAL	27	340	12.6	58	3			
TOP DEFENSE	TOT	SOLO	AST	SCK	YDS	INT		
Haason Reddick	9	6	3	0.0	0.0	0		
Jordan Hicks	9	6	3	0.0	0.0	0		
Budda Baker	8	6	2	0.0	0.0	0		
FIELD GOALS	FGA/FGM						PERCENT	
Zane Gonzalez	2-2						100.0	
TOTAL	2-2						100.0	

## Team Statistics

## Falcons

## Cardinals

First Downs	31	24
Total Net Yards	444	442
Rushes/Net Yards	25/103	29/102
Net Passing	341	340
Pass Attempts/Completions	36/30	37/27
Had Intercepted	0	0
Sacked/Yards Lost	2/15	0/0
Punts/Average	3/43.3	3/52.0
Penalties/Yards	8/72	8/57
Fumbles/Lost	1/0	0/0
Possession Time	32:47	27:13





## WEEK 7 Arizona Cardinals 27, New York Giants 21 73,577 MetLife Stadium Oct 20, 2019



Arizona Cardinals	14	3	7	3	—	27
New York Giants	0	14	0	7	—	21

On a dreary, drizzly Sunday afternoon at the Meadowlands, the Cardinals extended their win streak to 3 games and improved to 3-3-1 on the season with a 27-21 road win over the Giants. Second-year RB Chase Edmonds saw the most extensive action of his young career, carrying the load due to a David Johnson ankle injury, and he was exceptional. Playing just 18 miles from the Fordham campus where he starred in college, Edmonds ran for 126 yards and 3 TDs, both career bests. The defense was buoyed by the return of all-pro CB Patrick Peterson from a 6-game suspension and led by star LB Chandler Jones whose career-high 4 sacks were all game-altering. In all, AZ dropped NYG rookie QB 8 times, including 7 in the 2nd half and 3 that forced fumbles.

Despite the early east coast start, the Cards started out on fire. On the game's opening series, QB Kyle Murray was 7-7 passing for 46 yards as AZ moved 75 yards in 13 plays; along the way they converted three 3rd downs and a 4th down. Edmonds capped the drive with his 20-yard TD run around the left side. It was the 1st of 3 scoring runs of 20+ yards for Edmonds – something accomplished just 5 other times in NFL history. On the ensuing NYG drive, Chandler Jones' 1st sack backed the Giants into a 3rd-n-13 and was followed by AZ's 1st INT of the year, this one courtesy of LB Jordan Hicks that set the offense up at the NY32. Two Edmonds runs moved it to the 20 and from there he took a delayed handoff and ran up the middle for a score that made it 14-0. Zane Gonzalez's 47-yard FG early in the 2nd extended the lead to 17-0 but the Giants would soon storm back. Their next drive went 79 yards in 4 plays and ended with Jones' 28-yard pass to TE Rhett Ellison. Three snaps later, a lengthy sack on 3rd down forced the Cards to punt from deep in their own end zone; it was blocked by NYG S Michael Thomas and recovered by RB Eli Penny for a TD that pulled the Giants to within 3 with 9:52 left in the half. Just before intermission, NY was driving and had reached the AZ37 but a hold backed them up and the half ended with the Cards leading 17-14.

Midway thru the 3rd, the Giants were again at the AZ37 and trailing by just 3. But on 2nd-n-8 from there, Chandler Jones again got to Daniel Jones, forcing a fumble that he recovered himself at the AZ49. An 11-yard Murray scramble and late hit moved it to the NY22 and from there Edmonds again raced around the left end for his 3rd TD of the day. Down 10 late in the 3rd, NY was again on the move and reached the AZ25. But another Jones sack helped stall the drive and Aldrick Rosas' 37-yard FG try bounced off the right upright. Midway thru the 4th, the Giants capped an 8-play, 82-yard drive with a 7-yard TD run from Saquon Barkley who returned to the lineup after a 3-game absence caused by an ankle injury. Trailing by just 3, NY would get the ball back at its own 25 with 4:23 remaining. They picked up 13 yards on a 1st down completion but on the next play, Jones' 4th sack of the game resulted in a big 8-yard loss. After Barkley picked up just 3 on a 3rd-n-18 draw, NY went for it on 4th-n-15 at its own 33 with 2:35 remaining. Coming untouched on a corner blitz, Peterson leveled Jones forcing a fumble that LB Haason Reddick recovered at the NY17. Three runs forced NY to exhaust its remaining timeouts and Gonzalez's 35-yard FG made it 27-21 with 2:09 left. Sacks by LBs Terrell Suggs and Brooks Reed on the next possession effectively ended the game.

### Scoring Drives

TEAM	QTR	TIME	SCORING PLAY	ARI	NYG
Cardinals	1	08:14	C. Edmonds 20 yd. run (Z. Gonzalez kick) (13-75, 6:46)	7	0
Cardinals	1	04:15	C. Edmonds 20 yd. run (Z. Gonzalez kick) (3-32, 1:23)	14	0
Cardinals	2	13:30	Z. Gonzalez 47 yd. Field Goal (9-54, 4:29)	17	0
Giants	2	11:28	R. Ellison 28 yd. pass from D. Jones (A. Rosas kick) (4-79, 2:02)	17	7
Giants	2	09:52	E. Penny blocked punt recovery in end zone (A. Rosas kick)	17	14
Cardinals	3	06:05	C. Edmonds 22 yd. run (Z. Gonzalez kick) (3-51, 1:21)	24	14
Giants	4	08:13	S. Barkley 7 yd. run (A. Rosas kick) (8-82, 4:44)	24	21
Cardinals	4	02:09	Z. Gonzalez 35 yd. Field Goal (4-0, 0:19)	27	21

### Arizona Cardinals

PASSING	ATT	CP	YDS	SK/YD	TD	LG	INT	RTG
Kyler Murray	21	14	104	2/15	0	12	0	78.3
TOTAL	21	14	104	2/15	0	12	0	78.3
RUSHING	ATT	YDS	AVG	LG	TD			
Chase Edmonds	27	126	4.7	22t	3			
Kyler Murray	10	28	2.8	11	0			
David Johnson	1	2	2.0	2	0			
TOTAL	38	156	4.1	22	3			
RECEIVING	NO	YDS	AVG	LG	TD			
Pharoah Cooper	4	29	7.3	10	0			
Andy Isabella	2	8	4.0	5	0			
Chase Edmonds	2	24	12.0	12	0			
Charles Clay	1	12	12.0	12	0			
Damiere Byrd	1	4	4.0	4	0			
KeeSean Johnson	1	6	6.0	6	0			
Larry Fitzgerald	1	12	12.0	12	0			
Maxx Williams	1	5	5.0	5	0			
Trent Sherfield	1	4	4.0	4	0			
TOTAL	14	104	7.4	12	0			
TOP DEFENSE	TOT	SOLO	AST	SCK	YDS	INT		
Budda Baker	9	7	2	0.0	0.0	0		
Jordan Hicks	8	5	3	0.0	0.0	1		
Patrick Peterson	7	7	0	1.0	13.0	0		
FIELD GOALS	FGA/FGM		PERCENT					
Zane Gonzalez	2-2		100.0					
TOTAL	2-2		100.0					

### New York Giants

PASSING	ATT	CP	YDS	SK/YD	TD	LG	INT	RTG
Daniel Jones	35	22	223	8/67	1	28	1	78.6
TOTAL	35	22	223	8/67	1	28	1	78.6
RUSHING	ATT	YDS	AVG	LG	TD			
Saquon Barkley	18	72	4.0	20	1			
Daniel Jones	4	35	8.8	11	0			
TOTAL	22	107	4.9	20	1			
RECEIVING	NO	YDS	AVG	LG	TD			
Golden Tate	6	80	13.3	20	0			
Bennie Fowler III	4	35	8.8	13	0			
Cody Latimer	4	33	8.3	13	0			
Saquon Barkley	3	8	2.7	10	0			
Darius Slayton	2	28	14.0	20	0			
Rhett Ellison	2	33	16.5	28t	1			
Evan Engram	1	6	6.0	6	0			
TOTAL	22	223	10.1	28	1			
TOP DEFENSE	TOT	SOLO	AST	SCK	YDS	INT		
Antoine Bethea	9	5	4	0.0	0.0	0		
Alec Ogletree	8	3	5	0.0	0.0	0		
Jabrill Peppers	8	4	4	0.0	0.0	0		
FIELD GOALS	FGA/FGM					PERCENT		
Aldrick Rosas	1-0					0.0		
TOTAL	1-0					0.0		

### Team Statistics

	Cardinals	Giants
First Downs	18	21
Total Net Yards	245	263
Rushes/Net Yards	38/156	22/107
Net Passing	89	156
Pass Attempts/Completions	21/14	35/22
Had Intercepted	0	1
Sacked/Yards Lost	2/15	8/67
Punts/Average	5/33.8	3/37.3
Penalties/Yards	10/85	6/75
Fumbles/Lost	0/0	3/2
Possession Time	29:59	30:01



## WEEK 8

### Arizona Cardinals 9, New Orleans Saints 31

73,064 Mercedes-Benz Superdome Oct 27, 2019

Arizona Cardinals	.....	3	3	3	0	—	9
New Orleans Saints	.....	0	10	7	14	—	31

Winners of three straight, the Cardinals closed the first half of their 2019 schedule with a road game in New Orleans. The Saints had won five in a row and all without All-Pro QB Drew Brees (thumb) but the future Hall of Famer returned to the lineup on this day and was sharp, throwing for 373 yards and 3 TDs. The Cards kept it close and were within 4 points of New Orleans midway thru the 3rd, but all 3 of Brees' scoring tosses came after that point and were instrumental in helping the Saints earn the 31-9 victory. The win improved New Orleans to 7-1 and dropped AZ to 3-4-1. The Cards were buoyed by the return of WR Christian Kirk, who missed the previous 3 games with an ankle injury and he gained 79 receiving yards on 8 catches from Kyle Murray, who played his 4th straight turnover-free game.

The Saints got the ball to start the game and advanced to the AZ29 but Will Lutz's 44-yard FG try was wide left. Two snaps later, Murray pitched it to Kirk who took it right, threw back to Murray, who then hit TE Charles Clay deep down the field for a 47-yard gain to the N014. That led to a 31-yard Zane Gonzalez FG that made it 3-0. The Saints would tie it on the ensuing drive that covered 68 yards in 12 plays and Lutz capped it with a 26-yard FG. On the next New Orleans possession, Brees completions of 28 & 16 yards to WR Michael Thomas helped set-up a 9-yard Latavius Murray TD run that made it 10-3 with 9 minutes left in the 1st half. On the next AZ drive, 4 Kyle Murray passes gained 44 yards and set up another 31-yard FG by Gonzalez. Up 10-6, the Saints appeared in position to increase their lead right before halftime when they advanced to the AZ20 with under :30 left and a running clock. With 6 seconds remaining, they snapped it on a 3rd-n-6 play from the AZ20 and Brees seemingly completed a TD pass to back-up TE Dan Arnold but a holding penalty not only wiped away the score but also caused the half to end.

On their opening drive of the 3rd, the Saints crossed into Cardinals territory. On a 1st down play from the AZ46, Brees' pass down the left sideline was picked by CB Patrick Peterson setting up the offense at the N021. Three plays later on 3rd-n-1 from the 30, Murray's pass was incomplete. The Cards went for it on 4th down but RB Chase Edmonds was stopped for no gain and they turned it over on downs. The Saints made them pay 5 plays later when Brees and Murray connected on a 15-yard scoring pass that made it 17-6 with 5:25 to go in the 3rd. The Cards advanced to the N032 on the next possession and a defensive pass interference penalty appeared to set them up at the 1. However, referee Clay Martin's crew picked up the flag and AZ instead settled for a 50-yard Zane Gonzalez FG that made it 17-9 late in the 3rd. The Cards would get no closer as a pair of 4th quarter Brees TD passes made the final score 31-9.

### Scoring Drives

TEAM	QTR	TIME	SCORING PLAY	ARI	NO
Cardinals	1	05:41	Z.Gonzalez 31 yd. Field Goal (6-50, 3:13)	3	0
Saints	2	14:13	W.Lutz 26 yd. Field Goal (12-68, 6:28)	3	3
Saints	2	08:59	L.Murray 8 yd. run (W.Lutz kick) (7-71, 3:59)	3	10
Cardinals	2	05:18	Z.Gonzalez 31 yd. Field Goal (9-51, 3:41)	6	10
Saints	3	05:25	L.Murray 15 yd. pass from D.Brees (W.Lutz kick) (5-30, 2:07)	6	17
Cardinals	3	01:42	Z.Gonzalez 50 yd. Field Goal (9-43, 3:43)	9	17
Saints	4	12:48	T.Hill 5 yd. pass from D.Brees (W.Lutz kick) (7-75, 3:54)	9	24
Saints	4	05:18	M.Thomas 9 yd. pass from D.Brees (W.Lutz kick) (3-73, 1:25)	9	31

### Arizona Cardinals

PASSING	ATT	CP	YDS	SK/YD	TD	LG	INT	RTG
Kyler Murray	33	19	220	3/19	0	47	0	77.8
Brett Hundley	1	0	0	1/4	0	0	0	39.6
TOTAL	34	19	220	4/23	0	47	0	75.6
RUSHING	ATT	YDS	AVG	LG	TD			
Christian Kirk	1	19	19.0	19	0			
Kyler Murray	2	13	6.5	8	0			
Chase Edmonds	7	8	1.1	3	0			
Zach Zenner	1	0	0.0	0	0			
TOTAL	11	40	3.6	19	0			
RECEIVING	NO	YDS	AVG	LG	TD			
Christian Kirk	8	79	9.9	16	0			
Charles Clay	3	88	29.3	47	0			
Chase Edmonds	2	5	2.5	7	0			
Damierre Byrd	2	18	9.0	9	0			
Larry Fitzgerald	2	8	4.0	6	0			
Maxx Williams	1	9	9.0	9	0			
Zach Zenner	1	13	13.0	13	0			
TOTAL	19	220	11.6	47	0			
TOP DEFENSE	TOT	SOLO	AST	SCK	YDS	INT		
Budda Baker	14	7	7	0.0	0.0	0		
Jordan Hicks	10	6	4	0.0	0.0	0		
Jalen Thompson	7	5	2	0.0	0.0	0		
FIELD GOALS	FGA/FGM					PERCENT		
Zane Gonzalez	3-3					100.0		
TOTAL	3-3					100.0		

### New Orleans Saints

PASSING	ATT	CP	YDS	SK/YD	TD	LG	INT	RTG
Drew Brees	43	34	373	0/0	3	36	1	116.4
TOTAL	43	34	373	0/0	3	36	1	116.4
RUSHING	ATT	YDS	AVG	LG	TD			
Latavius Murray	21	102	4.9	28	1			
Dwayne Washington	3	38	12.7	31	0			
Zach Line	2	8	4.0	4	0			
Teddy Bridgewater	2	-2	-1.0	-1	0			
Michael Thomas	1	-9	-9.0	-9	0			
TOTAL	29	137	4.7	31	1			
RECEIVING	NO	YDS	AVG	LG	TD			
Michael Thomas	11	112	10.2	28	1			
Latavius Murray	9	55	6.1	15t	1			
Josh Hill	3	39	13.0	29	0			
Taysom Hill	3	63	21.0	36	1			
Dan Arnold	2	25	12.5	19	0			
Deonte Harris	2	17	8.5	9	0			
Ted Ginn Jr.	2	42	21.0	28	0			
Austin Carr	1	9	9.0	9	0			
Zach Line	1	11	11.0	11	0			
TOTAL	34	373	11.0	36	3			
TOP DEFENSE	TOT	SOLO	AST	SCK	YDS	INT		
Demario Davis	7	5	2	0.0	0.0	0		
A.J. Klein	5	3	2	0.0	0.0	0		
C.J. Gardner-Johnson	5	3	2	0.0	0.0	0		
FIELD GOALS	FGA/FGM					PERCENT		
Wil Lutz	2-1					50.0		
TOTAL	2-1					50.0		

### Team Statistics

	Cardinals	Saints
First Downs	10	28
Total Net Yards	237	510
Rushes/Net Yards	11/40	29/137
Net Passing	197	373
Pass Attempts/Completions	34/19	43/34
Had Intercepted	0	1
Sacked/Yards Lost	4/23	0/0
Punts/Average	5/47.6	2/44.0
Penalties/Yards	5/35	2/15
Fumbles/Lost	1/0	0/0
Possession Time	22:01	37:59





## WEEK 9

San Francisco 49ers 28, Arizona Cardinals 25  
60,986 ■ State Farm Stadium ■ Oct 31, 2019

San Francisco 49ers ..... 7 14 7 0 — 28  
Arizona Cardinals ..... 7 0 7 11 — 25

On a Halloween Thursday night, the Cardinals hosted 7-0 San Francisco in a nationally-televised affair. Arizona trailed 21-7 at halftime but clawed back to pull within 3 points with 4:53 left. However, the Cards would get no closer after SF converted a trio of 3rd downs on the game's final drive to earn the 28-25 victory. It allowed the Niners to stay undefeated (8-0) while the Cards dropped to 3-5-1 on the season. AZ's top two RBs – David Johnson and Chase Edmonds – missed the game due to injury, and the bulk of the backfield workload went to Kenyan Drake, who the team acquired just 3 days earlier in a trade with Miami. He was exceptional, rushing for 110 yards and a TD on 15 carries while adding another 52 yards on 4 receptions. QB Kyle Murray threw for 241 yards and a pair of TDs while playing his 5th straight turnover-free game.

AZ got the ball to start the game, and on the first play, Drake ran 36 yards to the SF36. Five plays later he punched it in from 4 yards out on 3rd-n-goal to give the Cards a 7-0 lead. It was just the 3rd rushing TD allowed by San Fran all year. Offensively, the Niners went three-n-out on their 1st two possessions of the game for the first time all season. However, late in the 1st quarter the 49ers would embark on the first of 3 straight TD drives to seize the game's momentum. The first of those TDs came on 3rd-n-3 from the AZ30 when QB Jimmy Garoppolo hit TE George Kittle crossing the middle, and he took it to the end zone. San Fran's next possession saw Garoppolo complete 3 passes to WR Emmanuel Sanders that accounted for 54 of the drive's 76 yards. The scoring play was a 7-yard pass to WR Kendrick Bourne that made it 14-0. Just before intermission, SF drove to the AZ1 where they faced a 4th-n-goal and decided to go for it. The Cardinals defense appeared to stuff a 49ers run play, but AZ had called a timeout just before the snap. On the re-do, Garoppolo fired a quick pass to Sanders that he took into the end zone to give San Fran a 21-7 halftime lead.

A 3rd down LB Chandler Jones sack of Garoppolo halted SF's 1st drive of the 3rd quarter, and on the Cards 1st possession, they went up tempo. Murray completed 4 of 5 passes for 64 yards and ran twice for 13; he ended the 7-play, 83-yard drive with a 9-yard scoring strike to fellow rookie WR KeeSean Johnson that made it 21-14. The Cards recovered an apparent 49ers fumble on the 2nd play of the ensuing drive, but the call on the field was reversed by replay. Five plays later, Garoppolo found WR Dante Pettis in the back of the end zone to put San Fran up 14 with 5:55 left in the 3rd. A 36-yard K Zane Gonzalez FG capped a 13-play, 75-yard Arizona drive and made it 28-17 with 9:24 remaining in the game. After forcing a SF punt, the Cards took over at their own 10 with 4:53 to play. On the drive's 2nd play, Murray hit rookie WR Andy Isabella with a 20-yard pass that he took the distance for an 88-yard TD; a Murray-to-Drake pass on the 2-point try made it a 3-point game with 4:53 remaining. After that, though, the AZ defense could not get the Niners off the field as they converted three straight 3rd downs (needing 11, 3, 9), and that allowed them to kneel the game away.

## Scoring Drives

TEAM	QTR	TIME	SCORING PLAY	SF	ARI
Cardinals	1	12:11	K. Drake 4 yd. run (Z. Gonzalez kick) (6-71, 2:49)	0	7
49ers	1	00:04	G. Kittle 30 yd. pass from J. Garoppolo (R. Gould kick) (8-59, 4:26)	7	7
49ers	2	08:58	K. Bourne 7 yd. pass from J. Garoppolo (R. Gould kick) (7-76, 3:30)	14	7
49ers	2	00:00	E. Sanders 1 yd. pass from J. Garoppolo (R. Gould kick) (13-80, 4:58)	21	7
Cardinals	3	09:01	K. Johnson 9 yd. pass from K. Murray (Z. Gonzalez kick) (7-83, 2:41)	21	14
49ers	3	05:55	D. Pettis 21 yd. pass from J. Garoppolo (R. Gould kick) (7-75, 3:06)	28	14
Cardinals	4	09:24	Z. Gonzalez 36 yd. Field Goal (13-75, 6:37)	28	17
Cardinals	4	04:53	A. Isabella 88 yd. pass from K. Murray (K. Murray-K. Drake pass) (2-90, 0:35)	28	23

## San Francisco 49ers

PASSING	ATT	CP	YDS	SK/YD	TD	LG	INT	RTG
Jimmy Garoppolo	37	28	317	1/7	4	32	0	136.9
TOTAL	37	28	317	1/7	4	32	0	136.9

RUSHING	ATT	YDS	AVG	LG	TD
Matt Breida	15	78	5.2	31	0
Tevin Coleman	12	23	1.9	8	0
Jimmy Garoppolo	3	2	0.7	4	0
Raheem Mostert	1	-2	-2.0	-2	0
TOTAL	31	101	3.3	31	0

RECEIVING	NO	YDS	AVG	LG	TD
Emmanuel Sanders	7	112	16.0	32	1
George Kittle	6	79	13.2	30t	1
Deebo Samuel	4	40	10.0	17	0
Ross Dwelley	4	29	7.3	11	0
Matt Breida	2	14	7.0	9	0
Tevin Coleman	2	13	6.5	9	0
Dante Pettis	1	21	21.0	21t	1
Jeff Wilson Jr.	1	2	2.0	2	0
Kendrick Bourne	1	7	7.0	7t	1
TOTAL	28	317	11.3	32	4

TOP DEFENSE	TOT	SOLO	AST	SCK	YDS	INT
Fred Warner	9	4	5	0.0	0.0	0
Jimmie Ward	6	5	1	0.0	0.0	0
Emmanuel Moseley	5	4	1	0.0	0.0	0

FIELD GOALS	FGA/FGM	PERCENT
No Field Goals		

## Arizona Cardinals

PASSING	ATT	CP	YDS	SK/YD	TD	LG	INT	RTG
Kyle Murray	24	17	241	3/37	2	88	0	130.7
TOTAL	24	17	241	3/37	2	88	0	130.7

RUSHING	ATT	YDS	AVG	LG	TD
Kenyan Drake	15	110	7.3	36	1
Kyle Murray	5	34	6.8	21	0
Christian Kirk	1	8	8.0	8	0
Alfred Morris	1	4	4.0	4	0
Zach Zenner	1	-3	-3.0	-3	0
TOTAL	23	153	6.7	36	1

RECEIVING	NO	YDS	AVG	LG	TD
Kenyan Drake	4	52	13.0	21	0
Larry Fitzgerald	4	38	9.5	20	0
Christian Kirk	2	8	4.0	5	0
KeeSean Johnson	2	22	11.0	13	1
Pharoah Cooper	2	15	7.5	9	0
Andy Isabella	1	88	88.0	88t	1
Charles Clay	1	6	6.0	6	0
Maxx Williams	1	12	12.0	12	0
TOTAL	17	241	14.2	88	2

TOP DEFENSE	TOT	SOLO	AST	SCK	YDS	INT
Budda Baker	13	11	2	0.0	0.0	0
Jordan Hicks	11	8	3	0.0	0.0	0
Joe Walker	9	6	3	0.0	0.0	0

FIELD GOALS	FGA/FGM	PERCENT
Zane Gonzalez	1-1	100.0
TOTAL	1-1	100.0

## Team Statistics

	49ers	Cardinals
First Downs	21	19
Total Net Yards	411	357
Rushes/Net Yards	31/101	23/153
Net Passing	310	204
Pass Attempts/Completions	37/28	24/17
Had Intercepted	0	0
Sacked/Yards Lost	1/7	3/37
Punts/Average	5/46.2	5/50.6
Penalties/Yards	8/75	9/65
Fumbles/Lost	0/0	0/0
Possession Time	34:31	25:29



27

## WEEK 10

Arizona Cardinals 27, Tampa Bay Buccaneers 30  
40,038 ■ Raymond James Stadium ■ Nov 10, 2019



30

Arizona Cardinals .....	3	10	7	7	—	27
Tampa Bay Buccaneers .....	7	10	3	10	—	30

The Cardinals headed to Tampa for a Week 10 showdown against a Bucs team led by former Cards head coach Bruce Arians and a host of other familiar faces on its staff and roster. It was an entertaining back-and-forth affair that featured 5 total lead changes, but ultimately the Bucs made the timely plays to earn the 30-27 win. The game's ending was not without controversy. Tampa trailed by 4 and was at the AZ13 at the 2:00 warning when QB Jameis Winston's pass intended for WR Mike Evans at the goal line fell incomplete setting up a 3rd-n-10. But before the next snap, the replay booth interrupted for a review of the play, and for the 1st time ever, a defensive pass interference penalty was added via booth-initiated replay. That set up RB Peyton Barber's 1-yard TD run that put Tampa up 30-27 with 1:43 left. The Cards would pick up one 1st down on the next drive but faced a 3rd-n-20 from the AZ38 with just 10 seconds left. On that play, QB Kyle Murray lofted a pass to WR Pharoah Cooper who was interfered with by CB Jamel Dean at the TB19. However, no flag was dropped, and this time the replay booth chose not to intervene. Instead of a game-tying FG attempt on an untimed down, the game ended. With the win, Tampa improved to 3-6 while AZ fell to 3-6-1.

Momentum shifted throughout the contest, and the Cards grabbed it first when rookie CB Byron Murphy picked off Winston on the game's 3rd play. That set Arizona up at the TB37 leading to a 37-yard K Zane Gonzalez FG. The Bucs answered with an 11-play, 60-yard drive and took the lead on RB Ronald Jones' 7-yard run. On the ensuing drive, Gonzalez cut it to 7-6 with a 54-yard FG early in the 2nd, but a short time later, Tampa's Matt Gay hit a 30-yarder that made it 10-6 Bucs. With 4 minutes to go before halftime, AZ took over at its own 4, and on the 1st play, Murray ran for 32 yards. With 1:20 to play, they faced a 4th-n-5 from the TB44 but picked it up when WR Larry Fitzgerald made a remarkable 1-handed grab for 11 yards and a 1st down. Two plays later, Murray connected with WR Christian Kirk on a 33-yard scoring strike that put AZ up 13-10 with 63 seconds left before intermission. That would be enough time for the Bucs to go 75 yards in 7 plays and re-claim the lead when Winston tossed a 10-yard TD pass to TE O.J. Howard.

The Cards opened the 2nd half with a 55-yard catch and run by WR Andy Isabella to the TB32 and soon faced a 4th-n-1 at the 23. They appeared to have it when TE Maxx Williams was wide open, but he lost the Murray pass in the Florida sun. Another Gay FG (45 yards) made it 20-13 but not for long. Half a minute later, Murray & Kirk connected deep down the right sideline for a 69-yard game-tying strike. Momentum stayed with AZ late in the 3rd when S Budda Baker tipped a Winston pass that LB Jordan Hicks INT'd at the TB20. However, 2 plays later RB David Johnson fumbled it back, and the game remained tied thru 3 quarters. After Gay's 41-yard FG made it 23-20 with 9:44 remaining, it appeared the Bucs would get the ball back on a Cardinals punt. But on 4th-n-10 from their own 36, the Cards faked it with P Andy Lee completing a 26-yard pass to Cooper. That enabled Kirk to haul in his 3rd TD catch of the day, a 15-yarder from Murray that put AZ up 27-23 midway thru the 4th. Baker then recovered a Jones fumble to end the next Tampa drive and the Cards would march to the Bucs 15. On 2nd-n-10 from there, Murray threw his 1st INT in 211 attempts (an NFL rookie record) and Tampa took over at its own 8 with 3:40 left and down 4. They would march to the AZ red zone where the series of officiating decisions described above helped seal the game's fate.

## Scoring Drives

TEAM	QTR	TIME	SCORING PLAY	ARI	TB
Cardinals	1	11:13	Z.Gonzalez 37 yd. Field Goal (7-18, 2:28)	3	0
Buccaneers	1	03:42	R.Jones 7 yd. run (M.Gay kick) (11-60, 7:31)	6	7
Cardinals	2	14:14	Z.Gonzalez 54 yd. Field Goal (11-39, 4:28)	6	7
Buccaneers	2	08:53	M.Gay 30 yd. Field Goal (12-63, 5:21)	6	10
Cardinals	2	01:03	C.Kirk 33 yd. pass from K.Murray (Z.Gonzalez kick) (9-96, 3:11)	13	10
Buccaneers	2	00:08	O.Howard 10 yd. pass from J.Winston (M.Gay kick) (7-75, 0:55)	13	17
Buccaneers	3	08:37	M.Gay 45 yd. Field Goal (9-49, 4:31)	13	20
Cardinals	3	08:10	C.Kirk 69 yd. pass from K.Murray (Z.Gonzalez kick) (2-75, 0:27)	20	20
Buccaneers	4	09:44	M.Gay 41 yd. Field Goal (12-66, 6:30)	27	23
Cardinals	4	07:22	C.Kirk 15 yd. pass from K.Murray (Z.Gonzalez kick) (8-75, 2:22)	27	23
Buccaneers	4	01:43	P.Barber 1 yd. run (M.Gay kick) (6-92, 1:57)	27	30

## Arizona Cardinals

PASSING	ATT	CP	YDS	SK/YD	TD	LG	INT	RTG
Kyle Murray	44	27	324	2/8	3	69	1	97.2
Christian Kirk	1	1	26	0/0	0	26	0	118.8
Andy Lee	45	28	350	2/8	3	69	1	99.3

RUSHING	ATT	YDS	AVG	LG	TD
Kyle Murray	3	38	12.7	32	0
Kenyan Drake	10	35	3.5	17	0
David Johnson	5	2	0.4	5	0
TOTAL	18	75	4.2	32	0

RECEIVING	NO	YDS	AVG	LG	TD
Larry Fitzgerald	8	71	8.9	24	0
Christian Kirk	6	138	23.0	69t	3
Kenyan Drake	6	6	1.0	4	0
Andy Isabella	3	78	26.0	55	0
Pharoah Cooper	2	29	14.5	26	0
Charles Clay	1	5	5.0	5	0
David Johnson	1	8	8.0	8	0
Maxx Williams	1	15	15.0	15	0
TOTAL	28	350	12.5	69	3

TOP DEFENSE	TOT	SOLO	AST	SCK	YDS	INT
Budda Baker	11	9	2	0.0	0.0	0
Jordan Hicks	10	8	2	0.0	0.0	1
Haason Reddick	8	5	3	0.0	0.0	0

FIELD GOALS	FGA/FGM	PERCENT
Zane Gonzalez	2-2	100.0
TOTAL	2-2	100.0

## Tampa Bay Buccaneers

PASSING	ATT	CP	YDS	SK/YD	TD	LG	INT	RTG
Jameis Winston	48	30	358	4/19	1	49	2	74.8
TOTAL	48	30	358	4/19	1	49	2	74.8

RUSHING	ATT	YDS	AVG	LG	TD
Peyton Barber	11	43	3.9	17	1
Jameis Winston	3	40	13.3	26	0
Ronald Jones II	11	29	2.6	11	1
T.J. Logan	1	6	6.0	6	0
TOTAL	26	118	4.5	26	2

RECEIVING	NO	YDS	AVG	LG	TD
Ronald Jones II	8	77	9.6	17	0
Chris Godwin	6	74	12.3	49	0
Mike Evans	4	82	20.5	27	0
O.J. Howard	4	47	11.8	26	1
Dare Ogunbowale	3	24	8.0	11	0
Breshad Perriman	2	17	8.5	11	0
Scotty Miller	2	33	16.5	28	0
Peyton Barber	1	4	4.0	4	0
TOTAL	30	358	11.9	49	1

TOP DEFENSE	TOT	SOLO	AST	SCK	YDS	INT
Lavonte David	8	6	2	0.0	0.0	0
M.J. Stewart	8	6	2	0.0	0.0	0
Devin White	6	3	3	0.0	0.0	0

FIELD GOALS	FGA/FGM	PERCENT
Matt Gay	3-3	100.0
TOTAL	3-3	100.0

## Team Statistics

First Downs	20
Total Net Yards	417
Rushes/Net Yards	18/75
Net Passing	342
Pass Attempts/Completions	45/28
Had Intercepted	1
Sacked/Yards Lost	2/8
Punts/Average	3/52.7
Penalties/Yards	11/87
Fumbles/Lost	1/1
Possession Time	23:57

## Cardinals Buccaneers

First Downs	26
Total Net Yards	457
Rushes/Net Yards	26/118
Net Passing	339
Pass Attempts/Completions	48/30
Had Intercepted	2
Sacked/Yards Lost	4/19
Punts/Average	3/47.3
Penalties/Yards	9/94
Fumbles/Lost	2/1
Possession Time	36:03



# CARDINALS GAME SUMMARIES



26

## WEEK 11

Arizona Cardinals 26, San Francisco 49ers 36  
69,419 ■ Levi's Stadium ■ Nov 17, 2019



36

Arizona Cardinals .....	9	7	3	7	—	26
San Francisco 49ers .....	0	10	7	19	—	36

In week 11, the Cardinals headed to Levi's Stadium to face a 49ers team with the NFL's best record (8-1) and defensively ranked #2 in the league in both points allowed (14) and TDs allowed (1.5) per game. Arizona jumped out to an early 16-0 lead, but the Niners scored 17 straight to go up by one early in the 3rd. From there the lead would change hands 4 more times, and the Niners would ultimately walk away with the victory. As he was in the previous meeting against SF 2 weeks earlier, Cards QB Kyle Murray was very sharp, completing 24 of 33 passes for 150 yards with 2 TDs and no INTs while also rushing 8 times for 67 yards with a 22-yard go-ahead TD run with 6:30 to play. It was the 2nd time he finished with a passer rating over 100 vs San Fran, who had not allowed any others all year.

Arizona struck first with a 26-yard K Zane Gonzalez FG on the game-opening drive. Its key play came on 3rd-n-7 from the SF44 when Murray launched a deep pass down the right sideline to WR Christian Kirk who was interfered with by CB Richard Sherman at the 3. While the ball fell to the ground, no penalty flag was thrown by a Walt Anderson-led crew that would go on to call 20 combined penalties the rest of the game. But a Kliff Kingsbury challenge led to a rare reversal from NY, and that set the Cards up at the 3. Their next drive saw Murray complete 7-8 passes including a 5-yard TD to WR Larry Fitzgerald. San Fran's biggest early gain came on its next drive when a 28-yard DPI penalty moved it to the AZ45, but the Cards turned the 49ers away when they went for it on 4th-n-5 from the AZ40. Arizona went up 16-0 with 9 minutes before halftime when Murray found WR Pharoah Cooper for a 5-yard TD pass; on that drive the rookie QB was 5-5 for 20 yards passing and ran it 3 times for 35 yards. The next play from scrimmage saw WR Richie James catch a short pass from QB Jimmy Garoppolo and take it to the AZ28. That led to a 4-yard TD reception by TE Ross Dwelley that made it 16-7. K Chase McLaughlin's 43-yard FG as the half expired made it 16-10 at intermission.

The Niners opened the 2nd half with a 6-play, 84-yard drive and took their first lead of the game on another Dwelley TD, this one from 5 yards away. They took that 17-16 advantage further into the 3rd quarter and had it deep in AZ territory; on 3rd-n-12 from the AZ12, LB Jordan Hicks picked off a Garoppolo pass and returned it 48 yards to the SF47. That set up a 43-yard Gonzalez FG that put AZ back up, 19-17. On the next drive, SF moved 75 yards in 10 plays and went back ahead early in the 4th on a 3-yard WR Kendrick Bourne TD reception. The Cards answered with their own lengthy drive, this one a 10-play, 78-yard series that Murray capped with his 22-yard scoring run that made it 26-23 with 6:30 to play. The AZ defense then came up with another takeaway when S Budda Baker deflected a Garoppolo pass and S Jalen Thompson made a diving INT at the SF7. His return set the Cards up at the 25 with 4:22 to go and leading by 3. They could not pick up a 1st down and after the punt, SF took over at its own 25 with 2:12 to go. With :54 left, the Niners faced a 3rd-n-3 from the AZ35. Dwelley's catch appeared short of the 1st down but the official's spot proved otherwise and a replay review let the call stand. One play later, Garoppolo threw a short pass to Jeff Wilson out of the backfield and the RB took it 25 yards for the go-ahead score. The final play of the game saw a series of laterals from the Cardinals that resulted in a loose ball that 49ers defensive returned for a score.

### Scoring Drives

TEAM	QTR	TIME	SCORING PLAY	ARI	SF
Cardinals	1	10:51	Z.Gonzalez 26 yd. Field Goal (10-67, 4:29)		3
Cardinals	1	04:04	L.Fitzgerald 5 yd. pass from K.Murray (kick failed, wl) (11-81, 5:08)		0
Cardinals	2	09:03	P.Cooper 5 yd. pass from K.Murray (Z.Gonzalez kick) (9-57, 5:03)		16
49ers	2	07:52	R.Dwellely 4 yd. pass from J.Garoppolo (C.McLaughlin kick) (5-75, 1:11)		16
49ers	2	00:00	C.McLaughlin 43 yd. Field Goal (11-55, 4:46)		16
49ers	3	11:07	R.Dwellely 5 yd. pass from J.Garoppolo (C.McLaughlin kick) (6-84, 3:53)		16
Cardinals	3	02:54	Z.Gonzalez 43 yd. Field Goal (7-22, 2:25)		19
49ers	4	12:14	K.Bourne 2 yd. pass from J.Garoppolo (pass failed) (10-75, 5:40)		19
Cardinals	4	06:30	K.Murray 22 yd. run (Z.Gonzalez kick) (10-78, 5:44)		26
49ers	4	00:31	J.Wilson 25 yd. pass from J.Garoppolo (C.McLaughlin kick) (8-65, 1:41)		26
49ers	4	00:00	D.Reed Jr. 5 yd. fumble return		26

### Arizona Cardinals

PASSING	ATT	CP	YDS	SK/YD	TD	LG	INT	RTG
Kyle Murray	33	24	150	4/19	2	23	0	101.8
TOTAL	33	24	150	4/19	2	23	0	101.8

RUSHING	ATT	YDS	AVG	LG	TD
Kenyan Drake	16	67	4.2	12	0
Kyle Murray	8	67	8.4	22t	1
Christian Kirk	1	1	1.0	1	0
TOTAL	25	135	5.4	22	1

RECEIVING	NO	YDS	AVG	LG	TD
Christian Kirk	6	41	6.8	11	0
Kenyan Drake	6	13	2.2	9	0
Larry Fitzgerald	5	37	7.4	12	1
Pharoah Cooper	3	35	11.7	23	1
KeeSean Johnson	2	14	7.0	9	0
Andy Isabella	1	6	6.0	6	0
Darrell Daniels	1	4	4.0	4	0
TOTAL	24	150	6.3	23	2

TOP DEFENSE	TOT	SOLO	AST	SCK	YDS	INT
Budda Baker	14	12	2	0.0	0.0	0
Jordan Hicks	10	10	0	1.0	9.0	1
Jalen Thompson	6	4	2	0.0	0.0	1

FIELD GOALS	FGA/FGM	PERCENT
Zane Gonzalez	2-2	100.0
TOTAL	2-2	100.0

### San Francisco 49ers

PASSING	ATT	CP	YDS	SK/YD	TD	LG	INT	RTG
Jimmy Garoppolo	45	34	424	2/16	4	57	2	115.4
TOTAL	45	34	424	2/16	4	57	2	115.4

RUSHING	ATT	YDS	AVG	LG	TD
Tevin Coleman	12	14	1.2	4	0
Raheem Mostert	6	13	2.2	6	0
Jimmy Garoppolo	1	7	7.0	7	0
TOTAL	19	34	1.8	7	0

RECEIVING	NO	YDS	AVG	LG	TD
Deebo Samuel	8	134	16.8	26	0
Kyle Juszczyk	7	63	9.0	19	0
Kendrick Bourne	4	31	7.8	19	1
Ross Dwelley	4	14	3.5	5t	2
Emmanuel Sanders	3	33	11.0	14	0
Tevin Coleman	3	48	16.0	37	0
Raheem Mostert	2	14	7.0	8	0
Jeff Wilson Jr.	1	25	25.0	25t	1
Marquise Goodwin	1	5	5.0	5	0
Richie James Jr.	1	57	57.0	57	0
TOTAL	34	424	12.5	57	4

TOP DEFENSE	TOT	SOLO	AST	SCK	YDS	INT
Fred Warner	12	9	3	0.0	0.0	0
Dre Greenlaw	10	8	2	0.0	0.0	0
Jimmie Ward	6	5	1	1.0	0.0	0

FIELD GOALS	FGA/FGM	PERCENT
Chase McLaughlin	1-1	100.0
TOTAL	1-1	100.0

### Team Statistics

	Cardinals	49ers
First Downs	21	26
Total Net Yards	266	442
Rushes/Net Yards	25/135	19/34
Net Passing	131	408
Pass Attempts/Completions	33/24	45/34
Had Intercepted	0	2
Sacked/Yards Lost	4/19	2/16
Punts/Average	4/50.5	2/50.5
Penalties/Yards	10/104	10/127
Fumbles/Lost	2/2	0/0
Possession Time	31:23	28:37



## WEEK 13

Los Angeles Rams 34, Arizona Cardinals 7  
60,944 ■ State Farm Stadium ■ Dec 1, 2019



Los Angeles Rams ..... 3 17 14 0 — 34  
Arizona Cardinals ..... 0 0 0 7 — 7

On the 1st of December, the Cards & Rams squared off at State Farm Stadium for their first meeting of the 2019 regular season. Arizona was coming off its bye week while the Rams had a short turnaround after suffering a 45-6 home loss to the Ravens on Monday night. Nonetheless it was Los Angeles that took control of the game early and recorded a decisive 34-7 victory that upped its record to 7-5. The loss dropped the Cards to 3-8-1 and was the their 5th straight setback.

The Rams got the ball to start the contest and never looked back. Their initial drive went 66 yards in 11 plays and ended with K Greg Zuerlein's 27-yard FG that made it 3-0. After a 3-n-out, the Rams were in position for more points, but Zuerlein's 41-yard try was wide left. Arizona then moved to the LA41 on the ensuing series, but a sack killed the drive and forced a punt. The Rams then went 81 yards in 10 plays and went up 10-0 early in the 2nd when QB Jared Goff hit TE Tyler Higbee with a 2-yard TD pass. Before the quarter ended, they would score 10 more points by way of a 1-yard RB Todd Gurley TD run and a 33-yard Zuerlein FG as the half expired. Los Angeles led 20-0 on the scoreboard and just as decisively in most key statistical categories: 21-3 in 1st downs, 390-63 in total yards and 313-37 in passing yards.

The 2nd half began with more of the same. Following a Cardinals punt, Goff orchestrated a 9-play, 92-yard drive that he capped with an 11-yard scoring pass to WR Cooper Kupp that made it 27-0. Things went from bad to worse on the 2nd play of the next drive when S Taylor Rapp stepped in front of a QB Tyler Murray pass and returned it 31 yards for a defensive score that put LA up 34-0 with 8:28 remaining in the 3rd quarter. The game's only remaining points came with 8:35 to play when Murray ended a 13-play, 80-yard drive with his 15-yard TD run.

Goff finished the game with 424 passing yards. A large chunk of them went to WR Robert Woods who posted career highs with 13 receptions for 172 yards.

## Scoring Drives

TEAM	QTR	TIME	SCORING PLAY	LAR	ARI
Rams	1	09:56	G.Zuerlein 27 yd. Field Goal (10-66, 5:04)	0	0
Rams	2	14:17	T.Higbee 2 yd. pass from J.Goff (G.Zuerlein kick) (10-81, 4:02)	10	0
Rams	2	02:41	T.Gurley 1 yd. run (G.Zuerlein kick) (7-82, 3:14)	17	0
Rams	2	00:00	G.Zuerlein 33 yd. Field Goal (11-63, 1:53)	20	0
Rams	3	08:44	C.Kupp 10 yd. pass from J.Goff (G.Zuerlein kick) (9-92, 3:17)	27	0
Rams	3	08:28	T.Rapp 31 yd. interception return (G.Zuerlein kick)	34	0
Cardinals	4	08:35	K.Murray 15 yd. run (Z.Gonzalez kick) (13-80, 5:15)	34	7

## Los Angeles Rams

PASSING	ATT	CP	YDS	SK/YD	TD	LG	INT	RTG
Jared Goff	43	32	424	1/10	2	48	0	120.7
Blake Bortles	2	1	3	0/0	0	3	0	56.2
<b>TOTAL</b>	<b>45</b>	<b>33</b>	<b>427</b>	<b>1/10</b>	<b>2</b>	<b>48</b>	<b>0</b>	<b>117.5</b>

RUSHING	ATT	YDS	AVG	LG	TD
Todd Gurley II	19	95	5.0	11	1
Malcolm Brown	6	30	5.0	12	0
Darrell Henderson Jr.	4	17	4.3	13	0
Blake Bortles	1	-10	-10.0	-10	0
<b>TOTAL</b>	<b>30</b>	<b>132</b>	<b>4.4</b>	<b>13</b>	<b>1</b>

RECEIVING	NO	YDS	AVG	LG	TD
Robert Woods	13	172	13.2	48	0
Tyler Higbee	7	107	15.3	26	1
Cooper Kupp	6	65	10.8	27	1
Josh Reynolds	4	39	9.8	20	0
Brandin Cooks	2	24	12.0	28	0
Todd Gurley II	1	20	20.0	20	0
<b>TOTAL</b>	<b>33</b>	<b>427</b>	<b>12.9</b>	<b>48</b>	<b>2</b>

TOP DEFENSE	TOT	SOLO	AST	SCK	YDS	INT
Cory Littleton	8	6	2	1.0	11.0	0
Troy Reeder	6	5	1	0.0	0.0	0
Samson Ebukam	4	2	2	0.0	0.0	0

FIELD GOALS	FGA/FGM	PERCENT
Greg Zuerlein	3-2	66.7
<b>TOTAL</b>	<b>3-2</b>	<b>66.7</b>

## Arizona Cardinals

PASSING	ATT	CP	YDS	SK/YD	TD	LG	INT	RTG
Kyler Murray	34	19	163	6/39	0	23	1	56.4
<b>TOTAL</b>	<b>34</b>	<b>19</b>	<b>163</b>	<b>6/39</b>	<b>0</b>	<b>23</b>	<b>1</b>	<b>56.4</b>

RUSHING	ATT	YDS	AVG	LG	TD
Kenyan Drake	13	31	2.4	9	0
Kyler Murray	4	28	7.0	15t	1
David Johnson	4	15	3.8	9	0
<b>TOTAL</b>	<b>21</b>	<b>74</b>	<b>3.5</b>	<b>15</b>	<b>1</b>

RECEIVING	NO	YDS	AVG	LG	TD
Larry Fitzgerald	6	56	9.3	18	0
Pharoah Cooper	4	26	6.5	9	0
Christian Kirk	3	23	7.7	10	0
Charles Clay	2	29	14.5	23	0
David Johnson	2	9	4.5	5	0
Kenyan Drake	2	20	10.0	15	0
<b>TOTAL</b>	<b>19</b>	<b>163</b>	<b>8.6</b>	<b>23</b>	<b>0</b>

TOP DEFENSE	TOT	SOLO	AST	SCK	YDS	INT
Budda Baker	12	9	3	0.0	0.0	0
Jalen Thompson	8	7	1	0.0	0.0	0
Patrick Peterson	8	5	3	0.0	0.0	0

FIELD GOALS	FGA/FGM	PERCENT
No Field Goals		

## Team Statistics

## Rams Cardinals

First Downs	27	13
Total Net Yards	549	198
Rushes/Net Yards	30/132	21/74
Net Passing	417	124
Pass Attempts/Completions	45/33	34/19
Had Intercepted	0	1
Sacked/Yards Lost	1/10	6/39
Punts/Average	4/41.3	7/44.4
Penalties/Yards	8/81	2/7
Fumbles/Lost	0/0	0/0
Possession Time	34:37	25:23





## WEEK 14

Pittsburgh Steelers 23, Arizona Cardinals 17  
63,880 ■ State Farm Stadium ■ Dec 8, 2019



Pittsburgh Steelers .....	10	3	7	3	—	23
Arizona Cardinals .....	0	10	0	7	—	17

In a week 14 home game, the Cardinals faced a Steelers team that was fighting to maintain its hold on a postseason berth. The visitors from Pittsburgh claimed a 10-0 lead after a first quarter that was fairly one-sided. But Arizona came to life in the 2nd quarter during which they would tie it at 10. The Steelers would again build a 10-point lead in the 2nd half but the Cards would cut it to 3 and with 1:42 left, had the ball at their own 25 trailing by just 6. They could not take advantage of the opportunity and lost by a score of 23-17. Led by rookie free agent QB Devlin Hodges and WR Dontae Johnson (85-yard punt return TD and a receiving TD) Pittsburgh improved to 8-5 while Arizona dropped to 3-9-1 and suffered its 6th straight defeat.

On their opening offensive possession of the game, Hodges led the Steelers to the AZ12 where K Chris Boswell's 30-yard FG made it 3-0. The Pittsburgh defense forced a 3-n-out and Johnson took the ensuing P Andy Lee punt 85 yards to make it 10-0. After another AZ 3-n-out, the Steelers took over at their own 34 but on the 1st play LB Tanner Vallejo forced RB Benny Snell to fumble and LB Terrell Suggs recovered at the 34. The Cards would reach the 4 and K Zane Gonzalez's 30-yard FG made it 10-3. Early in the 2nd, Arizona forced the first Steelers punt of the day after which the offense took over at its own 15. QB Kyler Murray led a methodical 12-play, 85-yard drive on which he was 7-8 passing for 58 yards and he ended it with a 5-yard scoring pass to TE Charles Clay. That TD tied the game at 10 with 1:51 left in the 1st half. But Hodges quickly moved the Steelers 56 yards in 8 plays and Boswell's 37-yard FG made it 13-10 at halftime.

After the Steelers' opening possession of the 3rd quarter ended with a punt, the Cards took over at their 39. A 9-yard run by RB Chase Edmonds on a fake punt extended the drive and Murray moved them to the PIT26. But on 2nd-n-5 from there, CB Joe Haden jumped a pass intended for Edmonds and the INT killed the threat. The Steelers then moved 73 yards in 11 plays, the last of which was a 2-yard TD from Hodges to Johnson. Trailing 20-10 early in the 4th, the Cards advanced deep into Pittsburgh territory. Facing a 4th-n-2 at the 6, they opted to go for it but Murray was INT'd in the end zone by LB TJ Watt. On the next drive, Steelers P Jordan Berry tried a fake that was blown up and the Cards took over at their own 32. On 3rd-n-2 from the 24, Murray lofted a pass down the right sideline that RB David Johnson hauled in for a TD that made it 20-17 with 6:44 remaining. It was Murray's 16th TD pass of the season, setting a franchise rookie record. Just before the 2:00 warning the Steelers faced a 3rd-n-13 at the AZ26 when Hodges and Johnson connected on a 17-yard completion to the 9. Boswell's 3rd FG of the game – a 25-yarder – made it 23-17 with 1:42 to play. Down 6 and out of timeouts, the Cards needed to go 75 yards for the win. After a sack, a fumble and an incompleteness, Murray's desperation pass on 4th-n-17 from the 18 was picked off by Haden to seal the game.

## Scoring Drives

TEAM	QTR	TIME	SCORING PLAY	PIT	ARI
Steelers	1	04:20	C.Boswell 30 yd. Field Goal (13-66, 8:00)	3	0
Steelers	1	02:52	D.Johnson 85 yd. punt return (C.Boswell kick)	10	0
Cardinals	2	11:15	Z.Gonzalez 30 yd. Field Goal (9-22, 4:23)	10	3
Cardinals	2	01:51	C.Clay 5 yd. pass from K.Murray (Z.Gonzalez kick) (12-85, 5:12)	10	10
Steelers	2	00:00	C.Boswell 37 yd. Field Goal (8-56, 1:51)	13	10
Steelers	3	02:00	D.Johnson 2 yd. pass from D.Hodges (C.Boswell kick) (10-73, 6:06)	20	10
Cardinals	4	06:44	D.Johnson 24 yd. pass from K.Murray (Z.Gonzalez kick) (3-32, 1:20)	20	17
Steelers	4	01:42	C.Boswell 25 yd. Field Goal (11-77, 5:02)	23	17

## Pittsburgh Steelers

PASSING	ATT	CP	YDS	SK/YD	TD	LG	INT	RTG
Devlin Hodges	19	16	152	3/17	1	22	0	117.5
<b>TOTAL</b>	<b>19</b>	<b>16</b>	<b>152</b>	<b>3/17</b>	<b>1</b>	<b>22</b>	<b>0</b>	<b>117.5</b>

RUSHING	ATT	YDS	AVG	LG	TD
Benny Snell Jr.	16	41	2.6	9	0
Kerrith Whyte Jr.	5	41	8.2	13	0
Devlin Hodges	5	34	6.8	22	0
Dontae Johnson	1	16	16.0	16	0
Jaylen Samuels	7	16	2.3	9	0
Jordan Berry	1	-8	-8.0	-8	0
<b>TOTAL</b>	<b>35</b>	<b>140</b>	<b>4.0</b>	<b>22</b>	<b>0</b>

RECEIVING	NO	YDS	AVG	LG	TD
Dontae Johnson	6	60	10.0	18	1
James Washington	4	33	8.3	12	0
Jaylen Samuels	2	18	9.0	18	0
Deon Cain	1	22	22.0	22	0
Kerrith Whyte Jr.	1	9	9.0	9	0
Trey Edmunds	1	7	7.0	7	0
Vance McDonald	1	3	3.0	3	0
<b>TOTAL</b>	<b>16</b>	<b>152</b>	<b>9.5</b>	<b>22</b>	<b>1</b>

TOP DEFENSE	TOT	SOLO	AST	SCK	YDS	INT
Mark Barron	7	6	1	1.0	5.0	0
Steven Nelson	7	6	1	0.0	0.0	0
Terrell Edmunds	7	6	1	0.0	0.0	0

FIELD GOALS	FGA/FGM	PERCENT
Chris Boswell	3-3	100.0
<b>TOTAL</b>	<b>3-3</b>	<b>100.0</b>

## Arizona Cardinals

PASSING	ATT	CP	YDS	SK/YD	TD	LG	INT	RTG
Kyler Murray	30	20	194	5/29	2	31	3	67.2
<b>TOTAL</b>	<b>30</b>	<b>20</b>	<b>194</b>	<b>5/29</b>	<b>2</b>	<b>31</b>	<b>3</b>	<b>67.2</b>

RUSHING	ATT	YDS	AVG	LG	TD
Kenyan Drake	11	37	3.4	10	0
David Johnson	3	19	6.3	9	0
Chase Edmonds	1	9	9.0	9	0
Christian Kirk	1	4	4.0	4	0
Kyler Murray	6	2	0.3	8	0
<b>TOTAL</b>	<b>22</b>	<b>71</b>	<b>3.2</b>	<b>10</b>	<b>0</b>

RECEIVING	NO	YDS	AVG	LG	TD
Christian Kirk	8	85	10.6	31	0
Kenyan Drake	3	30	10.0	18	0
Larry Fitzgerald	3	20	6.7	9	0
David Johnson	2	34	17.0	24	1
Andy Isabella	1	5	5.0	5	0
Charles Clay	1	5	5.0	5	1
Damiere Byrd	1	10	10.0	10	0
Pharoah Cooper	1	5	5.0	5	0
<b>TOTAL</b>	<b>20</b>	<b>194</b>	<b>9.7</b>	<b>31</b>	<b>2</b>

TOP DEFENSE	TOT	SOLO	AST	SCK	YDS	INT
Budda Baker	9	7	2	0.0	0.0	0
Joe Walker	7	4	3	0.0	0.0	0
Jordan Hicks	6	5	1	0.0	0.0	0

FIELD GOALS	FGA/FGM	PERCENT
Zane Gonzalez	1-1	100.0
<b>TOTAL</b>	<b>1-1</b>	<b>100.0</b>

## Team Statistics

## Steelers Cardinals

First Downs	20	17
Total Net Yards	275	236
Rushes/Net Yards	35/140	22/71
Net Passing	135	165
Pass Attempts/Completions	19/16	30/20
Had Intercepted	0	3
Sacked/Yards Lost	3/17	5/29
Punts/Average	2/48.0	3/55.0
Penalties/Yards	4/20	7/75
Fumbles/Lost	3/2	1/0
Possession Time	31:54	28:06



## WON 3, LOST 9, TIED 1

09/08	T	27-27	Detroit	60,687
09/15	L	17-23	at Baltimore	70,126
09/22	L	20-38	Carolina	60,104
09/29	L	10-27	Seattle	60,500
10/06	W	26-23	at Cincinnati	46,012
10/13	W	34-33	Atlanta	60,140
10/20	W	27-21	at N.Y. Giants	73,577
10/27	L	9-31	at New Orleans	73,064
10/31	L	25-28	San Francisco	60,986
11/10	L	27-30	at Tampa Bay	40,038
11/17	L	26-36	at San Francisco	69,419
12/01	L	7-34	L.A. Rams	60,944
12/08	L	17-23	Pittsburgh	63,880

## 2019 TEAM STATISTICS

	ARI	OPP.
<b>FIRST DOWNS</b>	<b>245</b>	<b>312</b>
Rushing	78	78
Passing	144	203
Penalty	23	31
Third Down-Made/Att	57/164	79/170
Third Down Efficiency	34.8%	46.5%
Fourth Down-Made/Att	11/18	2/11
<b>TOTAL NET YARDS</b>	<b>4,217</b>	<b>5,391</b>
Avg. Per Game	324.4	414.7
Total Plays	810	878
Avg. Per Play	5.2	6.1
<b>NET YARDS RUSHING</b>	<b>1,440</b>	<b>1,566</b>
Avg. Per Game	110.8	120.5
Total Rushes	304	363
Avg. Per Rush	4.7	4.3
<b>NET YARDS PASSING</b>	<b>2,777</b>	<b>3,825</b>
Avg. Per Game	213.6	294.2
Sacked/Yards Lost	47/309	33/225
Gross Yards	3,086	4,050
Attempts/Completions	459/294	482/346
Pct. of Completion	64.1%	71.8%
Had Intercepted	9	6
<b>PUNTS/AVERAGE</b>	<b>58/48.3</b>	<b>45/43.8</b>
Net Punting Average	41.8	40.9
<b>PUNT RETURN/AVG.</b>	<b>18/7.2</b>	<b>30/7.8</b>
<b>KICKOFF RETURN/AVG.</b>	<b>25/21.0</b>	<b>29/21.1</b>
<b>INTERCEPTION RETURN/AVG.</b>	<b>6/13.7</b>	<b>9/9.7</b>
<b>PENALTIES/YARDS</b>	<b>103/812</b>	<b>91/840</b>
<b>FUMBLES/BALL LOST</b>	<b>6/3</b>	<b>20/8</b>
<b>TOUCHDOWNS</b>	<b>27</b>	<b>44</b>
Rushing	11	7
Passing	16	32
Returns	0	5
<b>EXTRA POINTS/ATTEMPTS</b>	<b>23/24</b>	<b>41/43</b>
<b>TWO POINT CONVERSION/ATT.</b>	<b>3/3</b>	<b>0/1</b>
<b>FIELD GOALS/ATTEMPTS</b>	<b>27/30</b>	<b>23/26</b>
<b>AVG. TIME OF POSSESSION</b>	<b>27:23</b>	<b>33:24</b>

SCORE BY PERIODS	Q1	Q2	Q3	Q4	OT	PTS
TEAM	56	68	50	95	3	272
OPPONENTS	54	135	72	110	3	374

SCORING	TD	RU	PA	RT	K-PAT	FG	2PT	S	PTS
Z. Gonzalez	0	0	0	0	23/24	27/30	0	0	104
D. Johnson	6	2	4	0	0/0	0/0	0	0	36
C. Edmonds	5	4	1	0	0/0	0/0	0	0	30
K. Murray	4	4	0	0	0/0	0/0	0	0	24
C. Kirk	3	0	3	0	0/0	0/0	1	0	20
L. Fitzgerald	3	0	3	0	0/0	0/0	0	0	18
K. Drake	1	1	0	0	0/0	0/0	1	0	8
K. Johnson	1	0	1	0	0/0	0/0	1	0	8
C. Clay	1	0	1	0	0/0	0/0	0	0	6
P. Cooper	1	0	1	0	0/0	0/0	0	0	6
A. Isabella	1	0	1	0	0/0	0/0	0	0	6
M. Williams	1	0	1	0	0/0	0/0	0	0	6
TEAM	27	11	16	0	23/24	27/30	3	0	272
OPPONENTS	44	7	32	5	41/42	23/26	0	0	374

**SACKS:** C. Jones 14.0, T. Suggs 5.5, R. Gunter 3.0, C. Peters 2.5, J. Bullard 1.5, J. Hicks 1.5, H. Reddick 1.0, B. Reed 1.0, P. Peterson 1.0, T. Vallejo 1.0, C. Marsh Sr. 1.0, **TM** 33.0, **OPP** 45.0  
**FUM/LOST:** K. Murray 3/0, D. Johnson 1/1, K. Johnson 1/1, L. Fitzgerald 1/1, **TM** 6/3, **OPP** 20/8

PASSING	ATT	CMP	YDS	CMP%	YDS/ATT	TD	TD%	INT	INT%	LONG	SACK/	LOST	RATING
K. Murray	457	293	3,060	64.1	6.7	16	3.5	9	2.0	88t	46/	305	86.9
A. Lee	1	1	26	100.0	26.0	0	0.0	0	0.0	26	0/	0	118.8
B. Hundley	1	0	0	0.0	0.0	0	0.0	0	0.0	0	1/	4	39.6
TEAM	459	294	3,086	64.1	6.7	16	3.5	9	2.0	88t	47/	309	86.9
OPPONENTS	482	346	4,050	71.8	8.4	32	6.6	6	1.2	57	33/	225	113.9

RUSHING	NO.	YDS	AVG	LONG	TD
K. Murray	77	448	5.8	32	4
D. Johnson	89	336	3.8	18	2
C. Edmonds	59	304	5.2	37t	4
K. Drake	65	280	4.3	36	1
C. Kirk	6	50	8.3	19	0
A. Isabella	3	16	5.3	6	0
A. Morris	1	4	4.0	4	0
K. Johnson	1	3	3.0	3	0
P. Cooper	1	2	2.0	2	0
Z. Zenner	2	-3	-1.5	0	0
TEAM	304	1,440	4.7	37t	11
OPPONENTS	363	1,566	4.3	76t	7

RECEIVING	TAR	NO.	YDS	AVG	LONG	TD
L. Fitzgerald	90	64	669	10.5	54	3
C. Kirk	88	57	616	10.8	69t	3
D. Johnson	46	35	366	10.5	31	4
C. Clay	21	16	203	12.7	47	1
P. Cooper	28	21	188	9.0	28	1
D. Byrd	31	18	188	10.4	58	0
K. Johnson	42	21	187	8.9	31	1
A. Isabella	12	8	185	23.1	88t	1
M. Williams	14	11	139	12.6	21	1
K. Drake	26	21	121	5.8	21	0
C. Edmonds	21	12	105	8.8	31	1
T. Sherfield	13	4	80	20.0	38	0
M. Crabtree	5	4	22	5.5	9	0
Z. Zenner	1	1	13	13.0	13	0
D. Daniels	2	1	4	4.0	4	0
TEAM	440	294	3,086	10.5	88t	16
OPPONENTS	459	346	4,050	11.7	57	32

INTERCEPTIONS	NO.	YDS	AVG	LONG	TD
J. Hicks	3	64	21.3	48	0
J. Thompson	1	18	18.0	18	0
B. Murphy Jr.	1	0	0.0	0	0
P. Peterson	1	0	0.0	0	0
TEAM	6	82	13.7	48	0
OPPONENTS	9	87	9.7	31	2

FUMBLES	FUM	LST	FF	REC	TD
K. Johnson	1	1	0	0	0
L. Fitzgerald	1	1	0	0	0
D. Johnson	1	1	0	0	0
K. Murray	3	0	0	3	0
TEAM	6	3	0	3	0
OPPONENTS	20	8	0	5	0

PUNTING	NO.	YDS	AVG	NET	TB	IN	LG	B
A. Lee	50	2,427	48.5	41.5	4	16	64	1
R. Winslow	6	291	48.5	44.2	1	2	55	0
Z. Gonzalez	2	84	42.0	42.0	0	0	44	0
TEAM	58	2,802	48.3	41.8	5	18	64	1
OPPONENTS	45	1,971	43.8	40.9	0	20	69	0

PUNT RETURNS	RET	FC	YDS	AVG	LONG	TD
P. Cooper	11	10	91	8.3	29	0
C. Kirk	7	6	39	5.6	20	0
TEAM	18	16	130	7.2	29	0
OPPONENTS	30	12	235	7.8	85	1

KICKOFF RETURNS	NO.	YDS	AVG	LONG	TD
P. Cooper	15	346	23.1	39	0
A. Isabella	5	105	21.0	32	0
D. Byrd	4	59	14.8	23	0
T. Sherfield	1	15	15.0	15	0
TEAM	25	525	21.0	39	0
OPPONENTS	29	613	21.1	52	0

FIELD GOALS	1-19	20-29	30-39	40-49	50+
Z. Gonzalez	0/0	10/10	11/12	4/6	2/2
TEAM	0/0	10/10	11/12	4/6	2/2
OPPONENTS	0/0	8/8	8/9	5/7	2/2

2-Pt Conv: C. Kirk 1, K. Johnson 1, K. Drake 1 **TM** 3-3 **OPP** 0-1





## BASED ON COACHES FILM REVIEW

POS.	PLAYER	SOLO	ASST.	TOTAL	TFL	SACKS/YDS.	QH	FR	FF	INT./YDS.	PD
LB	Hicks, Jordan	96	33	129	8	1.5/12	6	0	2	3/64	6
S	Baker, Budda	94	34	128	5	0.0/0	1	1	1	0/0	6
LB	Reddick, Haason	47	28	75	4	1.0/0	3	1	0	0/0	6
CB	Murphy Jr., Byron	58	8	66	2	0.0/0	0	0	0	1/0	8
LB	Jones, Chandler	36	15	51	7	14.0/104	18	3	6	0/0	3
S	Thompson, Jalen	37	13	50	0	0.0/0	1	0	0	1/18	1
CB	Brock Sr., Tramaine	34	5	39	2	0.0/0	2	0	0	0/0	3
LB	Walker, Joe	23	16	39	3	0.0/0	1	0	0	0/0	0
DL	Peters, Corey	24	13	37	5	2.5/18	6	0	0	0/0	0
DB	Peterson, Patrick	30	6	36	1	1.0/13	1	0	1	1/0	2
LB	Suggs, Terrell	26	9	35	8	5.5/43	7	1	4	0/0	0
LB	Marsh Sr., Cassius	24	10	34	6	1.0/7	3	0	0	0/0	0
DL	Gunter, Rodney	21	12	33	9	3.0/15	10	0	0	0/0	0
S	Swearinger Sr., D.J.	22	10	32	0	0.0/0	1	0	0	0/0	1
DL	Bullard, Jonathan	16	9	25	4	1.5/10	7	0	0	0/0	0
S	Thompson, Deionte	15	5	20	0	0.0/0	1	0	0	0/0	0
DL	Kerr, Zach	13	4	17	0	0.0/0	2	0	0	0/0	1
CB	Peterson, Kevin	11	4	15	0	0.0/0	0	0	0	0/0	2
DL	Allen, Zach	7	1	8	1	0.0/0	3	0	0	0/0	0
DT	McDonald, Clinton	5	3	8	0	0.0/0	1	0	0	0/0	0
CB	Jones, Chris	7	0	7	0	0.0/0	0	0	0	0/0	1
LB	Vallejo, Tanner	4	1	5	1	1.0/0	1	0	1	0/0	0
DL	Dogbe, Michael	4	0	4	1	0.0/0	0	0	0	0/0	0
LB	Reed, Brooks	3	1	4	1	1.0/5	1	0	0	0/0	0
DL	Brown, Miles	2	1	3	1	0.0/0	0	0	0	0/0	0
S	Banjo, Chris	1	1	2	0	0.0/0	0	0	0	0/0	0
TE	Daniels, Darrell	1	0	1	1	0.0/0	0	0	1	0/0	0
LB	Gardeck, Dennis	0	1	1	0	0.0/0	0	1	0	0/0	0
<b>TOTALS</b>		<b>661</b>	<b>243</b>	<b>904</b>	<b>70</b>	<b>33.0/227</b>	<b>76</b>	<b>7</b>	<b>16</b>	<b>6/82</b>	<b>40</b>

## DEFENSIVE SCORES

POS.	PLAYER	TKLS.	ASST.	TOTAL
LB	Gardeck, Dennis	7	1	8
S	Banjo, Chris	6	1	7
S	Washington, Charles	6	1	7
WR	Sherfield, Trent	5	2	7
LB	Walker, Joe	5	1	6
LB	Turner, Ezekiel	5	0	5
CB	Peterson, Kevin	3	2	5
TE	Daniels, Darrell	2	2	4
RB	Foster, D.J.	2	2	4
TE	Williams, Maxx	2	2	4
WR	Isabella, Andy	3	0	3
WR	Cooper, Pharoh	2	1	3
CB	Jones, Chris	2	1	3
LB	Reed, Brooks	2	1	3
RB	Edmonds, Chase	2	0	2
LS	Brewer, Aaron	1	1	2
P	Lee, Andy	1	0	1
<b>TOTALS</b>		<b>56</b>	<b>18</b>	<b>74</b>

INT (0)  
FR (0)  
Safety (0)

## SPECIAL TEAMS BIG PLAYS

**FR (2)** (1:49) A.Lee punts 53 yards to DET 11, Center-A.Brewer. J.Agnew MUFFS catch, touched at DET 11, RECOVERED by ARZ-T.Sherfield at DET 8. Penalty on DET-J.Coleman, Illegal Block Above the Waist, declined. **vs. DET (09/08/19)**  
(8:13) (Punt formation) Direct snap to J.Berry. J.Berry up the middle to PIT 32 for -8 yards (D.Daniels, D.Gardeck). FUMBLES (D.Daniels), RECOVERED by ARZ-D.Gardeck at PIT 32. **vs. PIT (12/08/19)**

# CARDINALS GAME-BY-GAME OFFENSIVE STATS



## 2019 REGULAR SEASON CARDINALS GAME-BY-GAME OFFENSE

	09/08	09/15	09/22	09/29	10/06	10/13	10/20	10/27	10/31	11/10	11/17	12/01	12/08	12/15	12/22	12/29
	vs.	@	vs.	vs.	@	vs.	@	@	vs.	@	@	vs.	vs.	vs.	@	@
	DET	BAL	CAR	SEA	CIN	ATL	NYG	NO	SF	TB	SF	LAR	PIT	CLE	SEA	LAR
<b>FIRST DOWNS</b>																
Total	21	15	21	20	26	24	18	10	19	20	21	13	17			
Rushing	3	2	10	6	11	6	8	2	10	4	9	2	5			
Passing	16	12	9	12	13	16	8	8	7	14	9	9	11			
Penalty	2	1	2	2	2	2	2	0	2	2	3	2	1			
<b>THIRD DOWNS</b>																
Attempts	22	11	17	9	13	13	15	12	8	10	10	13	11			
Converted	9	2	9	3	6	7	7	2	2	1	3	2	4			
Percentage	40.9%	18.2%	52.9%	33.3%	46.2%	53.8%	46.7%	16.7%	25.0%	10.0%	30.0%	15.4%	36.4%			
<b>TOT. OFFENSE</b>																
Net Yards	387	349	248	321	514	442	245	237	357	417	266	198	236			
Plays	82	54	73	59	71	66	61	49	50	65	62	61	57			
Avg./Play	4.7	6.5	3.4	5.4	7.2	6.7	4.0	4.8	7.1	6.4	4.3	3.2	4.1			
<b>RUSHING</b>																
Net Yards	112	20	121	115	266	102	156	40	153	75	135	74	71			
Rush. Att.	23	11	22	23	38	29	38	11	23	18	25	21	22			
Avg./Att.	4.9	1.8	5.5	5.0	7.0	3.5	4.1	3.6	6.7	4.2	5.4	3.5	3.2			
<b>PASSING</b>																
Net Yards	275	329	127	206	248	340	89	197	204	342	131	124	165			
Attempts	54	40	43	32	32	37	21	34	24	45	33	34	30			
Completions	29	25	30	22	20	27	14	19	17	28	24	19	20			
Intercepted	1	0	2	1	0	0	0	0	0	1	0	1	3			
Gross Yards	308	349	173	241	253	340	104	220	241	350	150	163	194			
Sacked	5.0	3.0	8.0	4.0	1.0	0.0	2.0	4.0	3.0	2.0	4.0	6.0	5.0			
Yards Lost	33	20	46	35	5	0	15	23	37	8	19	39	29			
<b>ADVANCES</b>																
Rushes	23	11	22	23	38	29	38	11	23	18	25	21	22			
Completions	29	25	30	22	20	27	14	19	17	28	24	19	20			
Totals	52	36	52	45	58	56	52	30	40	46	49	40	42			
<b>PENALTIES</b>																
Number	7	8	7	7	12	8	10	5	9	11	10	2	7			
Yards	35	70	52	44	96	57	85	35	65	87	104	7	75			
<b>FUMBLES</b>																
Number	0	1	0	0	0	0	0	1	0	1	2	0	1			
Lost	0	0	0	0	0	0	0	0	0	1	2	0	0			
<b>SCORING</b>																
Points	27	17	20	10	26	34	27	9	25	27	26	7	17			
TD Rushing	0	1	0	1	2	1	3	0	1	0	1	1	0			
TD Passing	2	0	2	0	0	3	0	0	2	3	2	0	2			
TD KO Returns	0	0	0	0	0	0	0	0	0	0	0	0	0			
TD Punt Returns	0	0	0	0	0	0	0	0	0	0	0	0	0			
TD Sp. Teams	0	0	0	0	0	0	0	0	0	0	0	0	0			
TD Def. Returns	0	0	0	0	0	0	0	0	0	0	0	0	0			
FG Attempts	4	3	2	3	5	2	2	3	1	2	2	0	1			
FG Made	4	3	2	1	4	2	2	3	1	2	2	0	1			
Safety	0	0	0	0	0	0	0	0	0	0	0	0	0			





## 2019 REGULAR SEASON CARDINALS GAME-BY-GAME DEFENSE

	09/08	09/15	09/22	09/29	10/06	10/13	10/20	10/27	10/31	11/10	11/17	12/01	12/08	12/15	12/22	12/29
	vs.	@	vs.	vs.	@	vs.	@	@	vs.	@	@	vs.	vs.	vs.	@	@
	DET	BAL	CAR	SEA	CIN	ATL	NYG	NO	SF	TB	SF	LAR	PIT	CLE	SEA	LAR
<b>FIRST DOWNS</b>																
Total	23	26	21	21	21	31	21	28	21	26	26	27	20			
Rushing	5	9	4	9	6	7	5	8	5	7	1	6	6			
Passing	17	16	14	10	12	20	14	20	15	15	20	20	10			
Penalty	1	1	3	2	3	4	2	0	1	4	5	1	4			
<b>THIRD DOWNS</b>																
Attempts	18	14	10	10	12	11	12	12	17	15	13	15	11			
Converted	6	7	4	4	5	6	4	7	11	7	6	8	4			
Percentage	33.3%	50.0%	40.0%	40.0%	41.7%	54.5%	33.3%	58.3%	64.7%	46.7%	46.2%	53.3%	36.4%			
<b>TOT. OFFENSE</b>																
Net Yards	477	440	413	340	370	444	263	510	411	457	442	549	275			
Plays	80	72	59	59	62	63	65	72	69	78	66	76	57			
Avg./Play	6.0	6.1	7.0	5.8	6.0	7.0	4.0	7.1	6.0	5.9	6.7	7.2	4.8			
<b>RUSHING</b>																
Net Yards	116	182	173	115	108	103	107	137	101	118	34	132	140			
Rush. Att.	32	33	31	27	23	25	22	29	31	26	19	30	35			
Avg./Att.	3.6	5.5	5.6	4.3	4.7	4.1	4.9	4.7	3.3	4.5	1.8	4.4	4.0			
<b>PASSING</b>																
Net Yards	361	258	240	225	262	341	156	373	310	339	408	417	135			
Attempts	45	37	26	28	38	36	35	43	37	48	45	45	19			
Completions	27	24	19	22	27	30	22	34	28	30	34	33	16			
Intercepted	0	0	0	0	0	0	1	1	0	2	2	0	0			
Gross Yards	385	272	261	240	262	356	223	373	317	358	424	427	152			
Sacked	3.0	2.0	2.0	4.0	1.0	2.0	8.0	0.0	1.0	4.0	2.0	1.0	3.0			
Yards Lost	24	14	21	15	0	15	67	0	7	19	16	10	17			
<b>ADVANCES</b>																
Rushes	32	33	31	27	23	25	22	29	31	26	19	30	35			
Completions	27	24	19	22	27	30	22	34	28	30	34	33	16			
Totals	59	57	50	49	50	55	44	63	59	56	53	63	51			
<b>PENALTIES</b>																
Number	9	10	3	7	7	8	6	2	8	9	10	8	4			
Yards	59	62	35	65	60	72	75	15	75	94	127	81	20			
<b>FUMBLES</b>																
Number	3	2	2	3	1	1	3	0	0	2	0	0	3			
Lost	2	0	1	0	0	0	2	0	0	1	0	0	2			
<b>SCORING</b>																
Points	27	23	38	27	23	33	21	31	28	30	36	34	23			
TD Rushing	0	0	1	1	0	0	1	1	0	2	0	1	0			
TD Passing	3	2	4	1	2	4	1	3	4	1	4	2	1			
TD KO Returns	0	0	0	0	0	0	0	0	0	0	0	0	0			
TD Punt Returns	0	0	0	0	0	0	0	0	0	0	0	0	1			
TD Sp. Teams	0	0	0	0	0	0	1	0	0	0	0	0	0			
TD Def. Returns	0	0	0	1	0	0	0	0	0	0	1	1	0			
FG Attempts	2	3	1	2	3	2	1	2	0	3	1	3	3			
FG Made	2	3	1	2	3	2	0	1	0	3	1	2	3			
Safety	0	0	0	0	0	0	0	0	0	0	0	0	0			



## RUSHING

### 200 Yards Rushing

By Cardinals: 228, Beanie Wells at St. Louis, Nov. 27, 2011 (27 att., 1 TD)  
By Opponent: 228, Clinton Portis at Denver, Dec. 29, 2002 (24 att., 2 TD)

### 150 Yards Rushing

By Cardinals: 159, Adrian Peterson at San Francisco, Nov. 5, 2017 (37 att., 0 TD)  
By Opponent: 153, Christian McCaffrey vs. Carolina, Sep. 22, 2019 (24 att., 1 TD)

### 100 Yards Rushing

By Cardinals: 110, Kenyan Drake vs. San Francisco, Oct. 31, 2019 (15 att., 1 TD)  
By Opponent: 102, Latavius Murray at New Orleans, Oct. 27, 2019 (21 att., 1 TD)

### Two 100-Yard Rushers

By Cardinals: 126 yards, Ottis Anderson/102 yards, Wayne Morris at New Orleans, Oct. 5, 1980  
By Opponent: 128 yards, Marshawn Lynch/108 yards, Robert Turbin at Seattle, Dec. 9, 2012

### Three Rushing Touchdowns

By Cardinals: Chase Edmonds at NY Giants, Oct. 20, 2019 (20, 20, 22 yards)  
By Opponent: Todd Gurley at LA Rams, Sep. 16, 2018 (11, 1, 2 yards)

### Two Rushing Touchdowns

By Cardinals: Chase Edmonds (3) at NY Giants, Oct. 20, 2019 (20, 20, 22 yards)  
By Opponent: Melvin Gordon at LA Chargers, Nov. 25, 2018 (28, 5 yards)

## PASSING

### 500 Yards Passing

By Cardinals: 522, Boomer Esiason at Washington, Nov. 10, 1996-OT (35 comp., 59 att.)  
By Opponent: Never happened

### 400 Yards Passing

By Cardinals: 421, Carson Palmer at Pittsburgh, Oct. 18, 2015 (29 comp., 45 att.)  
By Opponent: 424, Jared Goff vs. LA Rams, Dec. 1, 2019 (32 comp., 43 att.)

### 300 Yards Passing

By Cardinals: 324, Kyler Murray at Tampa Bay, Nov. 10, 2019 (27 comp., 44 att.)  
By Opponent: 424, Jared Goff vs. LA Rams, Dec. 1, 2019 (32 comp., 43 att.)

### Six Touchdown Passes

By Cardinals: Charley Johnson vs. New Orleans, Nov. 2, 1969 (32, 14, 28, 31, 26, 14 yards)  
By Opponent: Brett Favre at NY Jets, Sep. 28, 2008 (12, 34, 2, 17, 40, 24 yards)

### Five Touchdown Passes

By Cardinals: Kurt Warner at Chicago, Nov. 8, 2009 (11, 6, 17, 15, 4 yards)  
By Opponent: Brett Favre (6) at NY Jets, Sep. 28, 2008 (12, 34, 2, 17, 40, 24 yards)

### Four Touchdown Passes

By Cardinals: Carson Palmer vs. Cincinnati, Nov. 22, 2015 (18, 64, 18, 16 yards)  
By Opponent: Jimmy Garoppolo at San Francisco, Nov. 17, 2019 (4, 5, 2, 25 yards)

### Three Touchdown Passes

By Cardinals: Kyler Murray at Tampa Bay, Nov. 10, 2019 (33, 69, 15 yards)  
By Opponent: Jimmy Garoppolo (4) at San Francisco, Nov. 17, 2019 (4, 5, 2, 25 yards)

## RECEIVING

### 200 Yards Receiving

By Cardinals: 217, Anquan Boldin at Detroit, Sep. 7, 2003 (10 rec., 2 TD)  
By Opponent: 226, Demaryius Thomas at Denver, Oct. 5, 2014 (8 rec., 2 TD)

### 150 Yards Receiving

By Cardinals: 196, John Brown at Pittsburgh, Oct. 18, 2015 (10 rec., 0 TD)  
By Opponent: 172, Robert Woods vs. LA Rams, Dec. 1, 2019 (13 rec., 0 TD)

### 100 Yards Receiving

By Cardinals: 138, Christian Kirk at Tampa Bay, Nov. 10, 2019 (6 rec., 3 TD)  
By Opponent: 172, Robert Woods (13 rec., 0 TD), 107, Tyler Higbee (7 rec., 1 TD) vs. LA Rams, Dec. 1, 2019

### Two 100-Yard Receivers

By Cardinals: 114, Christian Kirk (6 rec., 0 TD), 104, Larry Fitzgerald (5 rec., 0 TD) at Baltimore, Sep. 15, 2019  
By Opponent: 172, Robert Woods (13 rec., 0 TD), 107, Tyler Higbee (7 rec., 1 TD) vs. LA Rams, Dec. 1, 2019

### Four Receiving Touchdowns

By Cardinals: Roy Green vs. Seattle, Nov. 13, 1983 (15, 23, 7, 63 yards)  
By Opponent: Earnest Gray vs. NY Giants, Sep. 7, 1980 (10, 37, 42, 20 yards)

### Three Receiving Touchdowns

By Cardinals: Christian Kirk at Tampa Bay, Nov. 10, 2019 (33, 69, 15 yards)  
By Opponent: Greg Olsen at Chicago, Nov. 8, 2009 (33, 3, 20 yards)

### Two Receiving Touchdowns

By Cardinals: Christian Kirk (3) at Tampa Bay, Nov. 10, 2019 (33, 69, 15 yards)  
By Opponent: Ross Dwelley at San Francisco, Nov. 17, 2019 (4, 5 yards)

### 10 or More Receptions in a Game

By Cardinals: Christian Kirk (10 for 59 yards) vs. Carolina, Sep. 22, 2019  
By Opponent: Robert Woods (13 for 172 yards) vs. LA Rams, Dec. 1, 2019

## COMBOS

### 100-Yard Rusher/100-Yard Receiver

By Cardinals: Adrian Peterson, 134 rushing yards/Larry Fitzgerald, 138 receiving yards vs. Tampa Bay, Oct. 15, 2017  
By Opponent: Latavius Murray, 102 rushing yards/Michael Thomas, 112 receiving yards at New Orleans, Oct. 27, 2019

### 100-Yard Rusher/Two 100-Yard Receivers

By Cardinals: Johnny Johnson, 103 rushing yards/Ernie Jones, 117 receiving yards/Roy Green, 120 receiving yards vs. Green Bay, Nov. 18, 1990  
By Opponent: Marshawn Lynch, 113 rushing yards/Luke Willson, 139 receiving yards/Doug Baldwin, 113 receiving yards vs. Seattle, Dec. 21, 2014

### 100-Yard Rusher/100-Yard Receiver/300-Yard Passer

By Cardinals: Chris Johnson, 109 rushing yards/Michael Floyd, 106 receiving yards/Carson Palmer 374 passing yards at Cleveland, Nov. 1, 2015  
By Opponent: Latavius Murray, 102 rushing yards/Michael Thomas, 112 receiving yards/Drew Brees, 373 passing yards at New Orleans, Oct. 27, 2019

### Two 100-Yard Receivers/300-Yard Passer

By Cardinals: Christian Kirk, 114; Larry Fitzgerald, 104; Kyler Murray, 349, at Baltimore, Sep. 15, 2019  
By Opponent: Robert Woods, 172; Tyler Higbee, 107; Jared Goff, 424 vs. LA Rams, Dec. 1, 2019

## SCORING

### Four Total Touchdowns

By Cardinals: Ronald Moore vs. LA Rams, Dec. 5, 1993 (4 rush)  
By Opponent: Brian Westbrook at Philadelphia, Nov. 27, 2008 (2 rush, 2 rec.)

### Three Total Touchdowns

By Cardinals: Christian Kirk at Tampa Bay, Nov. 10, 2019 (3 rec.)  
By Opponent: Todd Gurley at LA Rams, Sep. 16, 2018 (3 rush)

### Two-Point Conversion

By Cardinals: Kenyan Drake reception vs. San Francisco, Oct. 31, 2019  
By Opponent: Malcolm Brown reception at LA Rams, Sep. 16, 2018

### Safety

By Cardinals: Calais Campbell sacked Blaine Gabbert in end zone at San Francisco, Oct. 6, 2016  
By Opponent: Intentional grounding by Josh Rosen in end zone vs. San Francisco, Oct. 28, 2018

## KICKING

### Six Field Goals

By Cardinals: Neil Rackers vs. San Francisco, Oct. 2, 2005 (40, 45, 48, 23, 43, 24 yards)  
By Opponent: Never happened

### Five Field Goals

By Cardinals: Phil Dawson at Washington, Dec. 17, 2017 (40, 35, 19, 34, 32 yards)  
By Opponent: Robbie Gould vs. San Francisco, Oct. 1, 2017 (49, 39, 47, 48, 23 yards)

### Four Field Goals

By Cardinals: Zane Gonzalez at Cincinnati, Oct. 6, 2019 (23, 20, 22, 31 yards)  
By Opponent: Greg Zuerlein vs. LA Rams, Dec. 3, 2017 (56, 20, 24, 41 yards)

### Three Field Goals

By Cardinals: Zane Gonzalez at New Orleans, Oct. 27, 2019 (31, 31, 50 yards)  
By Opponent: Chris Boswell vs. Pittsburgh, Dec. 8, 2019 (30, 27, 25 yards)

### Missed Point-After-Touchdown

By Cardinals: Zane Gonzalez at San Francisco, Nov. 17, 2019 (wide left)  
By Opponent: Matt Bryant vs. Atlanta, Oct. 13, 2019 (wide left)





## Blocked Punt

By Cardinals: Cameron Malveaux at Seattle, Dec. 30, 2018 (Michael Dickson punt)  
By Opponent: Michael Thomas at NY Giants, Oct. 20, 2019 (Andy Lee punt)

## Blocked Punt Return For Touchdown

By Cardinals: Dennis Gardeck (Cameron Malveaux block) at Seattle, Dec. 30, 2018, 0 yards (Michael Dickson punt)  
By Opponent: Elijah Penny (Michael Thomas block) at NY Giants, Oct. 20, 2019, 0 yards (Andy Lee punt)

## Blocked Field Goal Attempt

By Cardinals: Rodney Gunter at Seattle, Dec. 24, 2016 (Steven Hauschka 45-yard attempt)  
By Opponent: Michael Brockers vs. LA Rams, Dec. 3, 2017 (Phil Dawson 45-yard attempt)

## Blocked Field Goal Attempt For Touchdown

By Cardinals: Justin Bethel (Adrian Wilson block) vs. Chicago, Dec. 23, 2012, 82 yards (Olindo Mare kick)  
By Opponent: Mike Bass (Verlon Biggs block) at Washington, Sep. 24, 1972, 32 yards (Jim Bakken kick)

## RETURNS

### Punt Return For Touchdown

By Cardinals: Ted Ginn, Jr. at NY Giants, Sep. 14, 2014, 71 yards (Steve Weatherford punt)  
By Opponent: Dontae Johnson vs. Pittsburgh, Dec. 8, 2019, 85 yards (Andy Lee punt)

### Kickoff Return For Touchdown

By Cardinals: David Johnson at Chicago, Sep. 20, 2015, 108 yards (Robbie Gould kickoff)  
By Opponent: Tyler Lockett at Seattle, Dec. 31, 2017, 99 yards (Phil Dawson kickoff)

### Interception Return For Touchdown

By Cardinals: Justin Bethel at Detroit, Sep. 10, 2017 (82 yards, Matthew Stafford pass)  
By Opponent: Taylor Rapp vs. LA Rams, Dec. 1, 2019 (31 yards, Kyler Murray pass)

### Fumble Return For Touchdown

By Cardinals: Budda Baker at Minnesota, Oct. 14, 2018, 36 yards (Kirk Cousins fumble)  
By Opponent: D.J. Reed Jr. at San Francisco, Nov. 17, 2019, 4 yards (Larry Fitzgerald fumble)

## DEFENSE

### Four Interceptions

By Cardinals: Kwamie Lassiter vs. San Diego, Dec. 27, 1998  
By Opponent: Never happened

### Three Interceptions

By Cardinals: Antrel Rolle at Cincinnati, Nov. 18, 2007  
By Opponent: Marcus Trufant at Seattle, Dec. 9, 2007

### Two Interceptions

By Cardinals: Antoine Bethea vs. NY Giants, Dec. 24, 2017  
By Opponent: Joe Haden vs. Pittsburgh, Dec. 8, 2019

### Two Interceptions By Teammates

By Cardinals: At Washington, Oct. 16, 1994 (Aeneas Williams and James Williams)  
By Opponent: At Seattle, Dec. 9, 2012 (Richard Sherman and Bobby Wagner)

### Four Quarterback Sacks

By Cardinals: Chandler Jones at NY Giants, Oct. 20, 2019  
By Opponent: Cameron Wake (4.5) vs. Miami, Sep. 30, 2012

### Three Quarterback Sacks

By Cardinals: Chandler Jones (4.0) at NY Giants, Oct. 20, 2019  
By Opponent: Mario Addison vs. Carolina, Sep. 22, 2019

### Two Quarterback Sacks By Teammates

By Cardinals: at San Francisco, Oct. 6, 2016 (Markus Golden 2.0, Calais Campbell 2.0)  
By Opponent: vs. Carolina, Sep. 22, 2019 (Mario Addison 3.0, Christian Miller 2.0)

### Two Opponent Fumble Recoveries

By Cardinals: Jerraud Powers vs. Green Bay, Dec. 27, 2015  
By Opponent: J.J. Watt vs. Houston, Nov. 10, 2013

## TEAM SCORING

### 50 Points Scored By Team

By Cardinals: St. Louis 56 at Minnesota 14, Oct. 6, 1963  
By Opponent: Arizona 0 at Seattle 58, Dec. 9, 2012

### 40 Points Scored By Team

By Cardinals: Arizona 44, at LA Rams 6, Jan. 1, 2017  
By Opponent: Arizona 14, at Atlanta 40, Dec. 16, 2018

### 20 First-Quarter Points

By Cardinals: 21 vs. San Francisco, Sep. 10, 2006  
By Opponent: 21 vs. Denver, Oct. 18, 2018

### 20 Second-Quarter Points

By Cardinals: 24 vs. Tampa Bay, Sep. 18, 2016  
By Opponent: 28 at LA Chargers, Nov. 25, 2018

### 20 Third-Quarter Points

By Cardinals: 21 vs. Green Bay, Dec. 27, 2015  
By Opponent: 21 at San Francisco, Jan. 2, 2011

### 20 Fourth-Quarter Points

By Cardinals: 20 at Seattle, Dec. 24, 2016  
By Opponent: 27 vs. Tampa Bay, Oct. 15, 2017

### 30 One-Half Points

By Cardinals: 31 in first half vs. San Francisco, Sep. 27, 2015  
By Opponent: 35 in first half vs. Denver, Oct. 18, 2018

### Score Touchdown In Each Quarter

By Cardinals: vs. Tampa Bay, Oct. 15, 2017 (14, 10, 7, 7 points)  
By Opponent: at Atlanta, Dec. 16, 2018 (10, 16, 7, 7 points)

## OFFENSE

### 500 Yards Total Offense

By Cardinals: 514 at Cincinnati, Oct. 6, 2019  
By Opponent: 549 vs. LA Rams, Dec. 1, 2019

### No Sacks/No Interceptions Allowed

By Cardinals: vs. Atlanta, October 13, 2019  
By Opponent: at Kansas City, Nov. 21, 2010

## DEFENSE

### Shutout

By Cardinals: Arizona 23, vs. NY Giants 0, Dec. 24, 2017 (State Farm Stadium)  
By Opponent: Arizona 0, at LA Rams 34, Sep. 16, 2018 (Los Angeles Memorial Coliseum)

### Shutout At Home

By Cardinals: Arizona 23, vs. NY Giants 0, Dec. 24, 2017 (State Farm Stadium)  
By Opponent: Arizona 0, vs. Seattle 38, Sep. 14, 2003 (Sun Devil Stadium)

### Shutout On The Road

By Cardinals: Arizona 38, at Dallas 0, Nov. 16, 1970 (Cotton Bowl)  
By Opponent: Arizona 0, at LA Rams 34, Sep. 16, 2018 (Los Angeles Memorial Coliseum)

## MISCELLANEOUS

### Overtime Win At Home

By Cardinals: Oct. 1, 2017 vs. San Francisco, 18-15 (State Farm Stadium)  
By Opponent: Oct. 14, 2012 vs. Buffalo, 19-16 (State Farm Stadium)

### Overtime Win On The Road

By Cardinals: Sep. 17, 2017 at Indianapolis, 16-13 (Lucas Oil Stadium)  
By Opponent: Nov. 7, 2010 at Minnesota, 27-24 (Metrodome)

### 10 Or More Penalties

By Cardinals: 10, at San Francisco, Nov. 17, 2019 (104 yards)  
By Opponent: 10, at San Francisco, Nov. 17, 2019 (127 yards)

### Tie Game

By Cardinals: Sep. 8, 2019 vs. Detroit, 27-27

### Over 40:00 Time of Possession (Non-OT)

By Cardinals: 42:50 at Seattle, Oct. 18, 2009  
By Opponent: 40:12 at San Francisco, Oct. 7, 2018

# CARDINALS MISCELLANEOUS STATS



Season Record.....	3-9-1	At Home.....	1-5-1	When won coin toss.....	0-4-1
In NFC West Games.....	0-4	On the Road.....	2-4	When lost coin toss.....	3-5
In NFC East Games.....	1-0	Outdoors.....	2-5	When scored first.....	1-5
In NFC North Games.....	0-0-1	Indoors.....	1-4-1	When opp. scores first.....	2-4-1
In NFC South Games.....	1-3	On Natural Grass.....	1-8-1	In overtime games.....	0-0-1
In September.....	0-3-1	When Cards out-rushed opponent.....	1-2		
In October.....	3-2	When Cards out-passed opponent.....	0-3		
In November.....	0-2	While wearing white jersey/white pants.....	2-2		
In December.....	0-2	While wearing white jersey/red pants.....	0-0		
In January.....	0-0	While wearing red jersey/white pants.....	0-5-1		
With roof open at State Farm Stadium.....	0-2	While wearing red jersey/red pants.....	0-1		
With roof closed at State Farm Stadium.....	1-3-1	While wearing black jersey/white-black pants.....	1-1		
When Yielding 20 Points or Less.....	0-0	When Tied at Halftime.....	0-0		
When Scoring 20 Points or More.....	3-4-1	When Led at the End of 3 <sup>rd</sup> Quarter.....	3-1		
When Led at Halftime.....	3-1	When Trailed at the End of 3 <sup>rd</sup> Quarter.....	0-7-1		
When Trailed at Halftime.....	0-8-1	When Tied at the End of 3 <sup>rd</sup> Quarter.....	0-1		
When Arizona had a 100-yd rusher.....	1-1	When Arizona had a 300-yard passer.....	1-2-1		
When opp. had a 100-yd rusher.....	0-4	When opponent had a 300-yard passer.....	1-5-1		
When Arizona had a 100-yd receiver.....	0-2-1	When Arizona won turnover margin.....	1-1-1		
When opp. had a 100-yd receiver.....	2-5-1	When opponent won turnover margin.....	0-4		

## 2019 Booth Initiated Reviews

Date	Opp	Explanation	Result
9-8	vs. DET	Reviewed the runner was out of bounds for ARZ RB David Johnson	Upheld
		Reviewed the first down ruling for ARZ QB Kyler Murray---(No first down/Out of bounds)	Reversed
		Reviewed the pass completion ruling for DET TE T.J. Hockenson	Upheld
9-29	vs. SEA	Reviewed the runner down by contact ruling for ARZ WR Larry Fitzgerald	Upheld
10-13	vs. ATL	Reviewed the first down ruling for ARZ QB Kyler Murray	Upheld
10-27	@ NO	Reviewed the fumble ruling for NO QB Drew Brees---(No fumble/Incomplete pass)	Reversed
10-31	vs. SF	Reviewed the fumble ruling for SF RB Tevin Coleman---(No fumble/Runner ruled down)	Reversed
11-10	@ TB	Reviewed the pass completion ruling for ARZ WR Larry Fitzgerald	Upheld
		Reviewed the play for possible defensive pass interference by ARZ S Jalen Thompson---(P.I.)	Reversed
11-18	@ SF	Reviewed the first down ruling for SF TE Ross Dwelley	Upheld
		Reviewed the fumble ruling for AZ WR KeeSean Johnson	Upheld
12-1	vs. LAR	Reviewed the play for possible defensive pass interference by LAR CB Nickell Robey-Coleman (P.I.)	Reversed

## 2019 Arizona Instant Replay Challenges (1-3)

Date	Opp	Explanation	Result
9-8	vs. DET	Challenged the incomplete pass ruling for ARZ WR Damiere Byrd	Upheld
9-15	@ BAL	Challenged the pass completion ruling for BAL TE Mark Andrews	Upheld
10-31	vs. SF	Challenged the first down ruling for SF RB Tevin Coleman	Upheld
11-18	@ SF	Challenged the possible defensive pass interference ruling for SF CB Richard Sherman---(P.I.)	Reversed

## 2019 Opponent Instant Replay Challenges (2-5)

Date	Opp	Explanation	Result
9-15	@ BAL	Challenged the incomplete pass for possible defensive pass interference by ARZ CB Byron Murphy	Upheld
10-6	@ CIN	Challenged the incomplete pass ruling for CIN WR Alex Erickson (Complete/First down)	Reversed
10-13	vs. ATL	Challenged the runner was down by contact ruling for ARZ WR Damiere Byrd	Upheld
10-20	@ NYG	Challenged the defensive pass interference ruling for NYG CB Janoris Jenkins	Upheld
11-10	@ TB	Challenged the runner was down by contact ruling for ARZ RB David Johnson (Fumble)	Reversed
		Challenged the defensive pass interference ruling for TB S M.J. Stewart	Upheld
11-18	@ SF	Challenged the runner was down by contact ruling for AZ QB Kyler Murray	Upheld

## 2019 Overtime Scoring Plays (0-0-1)

Date	Opp	Play
9-8	vs. DET	ARZ K Zane Gonzalez made 28-yard field goal
		DET K Matt Prater made 33-yard field goal





## 2019 Arizona Defensive Touchdowns

Date	Opp	Play
------	-----	------

## 2019 Arizona Return Touchdowns

Date	Opp	Play
------	-----	------

## Arizona Two-Point Conversion Attempts (3-3)

Date	Opp	Play
------	-----	------

9-8	vs. DET	Pass attempt from QB Kyler Murray to WR Christian Kirk is complete
9-15	@ BAL	Pass attempt from QB Kyler Murray to WR KeeSean Johnson is complete
10-31	vs. SF	Pass attempt from QB Kyler Murray to RB Kenyan Drake is complete

## Arizona Onside Kick Attempts/Recoveries (0-0)

Date	Opp	Play
------	-----	------



## CARDINALS 2019 REGULAR SEASON SCORING DRIVES

DATE	OPPONENT	ACQUIRED	DRIVE START	PLAYS	YARDS	Q	TIME	FIRST DOWNS	SCORING PLAY	ARI	OPP
09/08	Detroit	Muffed Punt	DET 8	4	6	Q2	0:21	0	Z. Gonzalez: 20-yard FG	3	17
		Punt	ARI 34	8	42	Q3	2:34	2	Z. Gonzalez: 42-yard FG	6	17
		Kickoff	ARI 26	10	58	Q4	3:38	2	Z. Gonzalez: 34-yard FG	9	24
		Punt	ARI 30	7	70	Q4	2:55	5	D. Johnson: 27-yard pass from K. Murray	16	24
		Punt	ARI 40	9	60	Q4	1:48	5	L. Fitzgerald: 4-yard pass from K. Murray	26	24
		Kickoff	ARI 25	7	65	QOT	2:43	2	Z. Gonzalez: 28-yard FG	29	24
09/15	at Baltimore	Downs	ARI 43	7	53	Q1	2:16	2	Z. Gonzalez: 22-yard FG	3	7
		Kickoff	ARI 14	13	83	Q2	5:36	3	Z. Gonzalez: 21-yard FG	6	10
		Punt	ARI 17	9	81	Q3	3:48	3	Z. Gonzalez: 21-yard FG	9	17
		Kickoff	ARI 21	4	79	Q4	2:04	4	D. Johnson: 1-yard run	19	20
09/22	Carolina	Fumble	ARI 26	14	74	Q1	6:17	6	L. Fitzgerald: 1-yard pass from K. Murray	7	0
		Punt	ARI 31	15	53	Q2	5:58	4	Z. Gonzalez: 34-yard FG	10	7
		Kickoff	ARI 25	9	75	Q3	3:40	5	D. Johnson: 3-yard pass from K. Murray	17	14
		Kickoff	ARI 21	12	49	Q3	4:57	3	Z. Gonzalez: 47-yard FG	20	21
09/29	Seattle	Kickoff	ARI 25	12	60	Q1	5:26	3	Q2: Z. Gonzalez: 33-yard FG	3	10
		Punt	ARI 20	8	80	Q4	3:11	6	K. Murray: 9-yard run	10	20
10/06	at Cincinnati	Kickoff	ARI 32	9	68	Q1	4:48	5	K. Murray: 6-yard run	7	3
		Punt	ARI 20	12	75	Q2	5:01	4	Z. Gonzalez: 23-yard FG	10	3
		Kickoff	ARI 25	12	73	Q2	3:27	5	Z. Gonzalez: 20-yard FG	13	6
		Downs	CIN 42	7	38	Q3	3:12	1	Q4: Z. Gonzalez: 22-yard FG	16	9
		Punt	ARI 22	7	78	Q4	3:08	4	C. Edmonds: 37-yard run	23	9
		Kickoff	ARI 25	6	62	Q4	2:00	2	Z. Gonzalez: 31-yard FG	26	23
10/13	Atlanta	Kickoff	ARI 22	9	57	Q1	3:42	2	Z. Gonzalez: 39-yard FG	3	7
		Punt	ARI 14	9	86	Q1	4:52	4	Q2: C. Edmonds: 2-yard pass from K. Murray	10	7
		Punt	ARI 21	4	79	Q2	1:52	4	D. Johnson: 1-yard run	17	7
		Kickoff	ARI 25	15	71	Q2	3:33	5	Z. Gonzalez: 22-yard FG	20	10
		Kickoff	ARI 36	9	64	Q3	3:35	4	M. Williams: 20-yard pass from K. Murray	27	10
		Punt	ATL 45	5	45	Q4	2:00	3	D. Johnson: 14-yard pass from K. Murray	34	27
10/20	at N.Y. Giants	Kickoff	ARI 25	13	75	Q1	6:46	5	C. Edmonds: 20-yard run	7	0
		Interception	NYG 32	3	32	Q1	1:23	2	C. Edmonds: 20-yard run	14	0
		Punt	ARI 17	9	54	Q1	4:29	3	Q2: Z. Gonzalez: 47-yard FG	17	0
		Fumble	ARI 49	3	51	Q3	1:21	3	C. Edmonds: 22-yard run	24	14
		Fumble	NYG 17	4	0	Q4	0:19	0	Z. Gonzalez: 35-yard FG	27	21
10/27	at New Orleans	Missed FG	ARI 37	6	50	Q1	3:13	1	Z. Gonzalez: 31-yard FG	3	0
		Kickoff	ARI 36	9	51	Q2	3:41	3	Z. Gonzalez: 31-yard FG	6	10
		Kickoff	ARI 25	9	43	Q3	3:43	2	Z. Gonzalez: 50-yard FG	9	17
10/31	San Francisco	Kickoff	ARI 29	6	71	Q1	2:49	4	K. Drake: 4-yard run	7	0
		Punt	ARI 17	7	83	Q3	2:41	5	K. Johnson: 9-yard pass from K. Murray	14	21
		Punt	ARI 7	13	75	Q3	6:37	5	Q4: Z. Gonzalez: 36-yard FG	17	28
		Punt	ARI 10	2	90	Q4	0:35	1	A. Isabella: 88-yard pass from K. Murray	27	28
11/10	at Tampa Bay	Interception	TB 37	7	18	Q1	2:28	2	Z. Gonzalez: 37-yard FG	3	0
		Kickoff	ARI 25	11	39	Q1	4:28	4	Q2: Z. Gonzalez: 54-yard FG	6	7
		Punt	ARI 4	9	96	Q2	3:11	4	C. Kirk: 33-yard pass from K. Murray	13	10
		Kickoff	ARI 25	2	75	Q3	0:27	1	C. Kirk: 69-yard pass from K. Murray	20	20
		Kickoff	ARI 25	8	75	Q4	2:22	4	C. Kirk: 15-yard pass from K. Murray	27	23
11/17	at San Francisco	Kickoff	ARI 25	10	67	Q1	4:29	3	Z. Gonzalez: 26-yard FG	3	0
		Punt	ARI 19	11	81	Q1	5:08	6	L. Fitzgerald: 5-yard pass from K. Murray	9	0
		Punt	ARI 43	9	57	Q2	5:03	4	P. Cooper: 5-yard pass from K. Murray	16	0
		Interception	SF 47	7	22	Q3	2:25	2	Z. Gonzalez: 43-yard FG	19	17
		Kickoff	ARI 22	10	78	Q4	5:44	5	K. Murray: 22-yard run	26	23
12/01	L.A. Rams	Downs	ARI 20	13	80	Q4	5:15	5	K. Murray: 15-yard run	7	34
12/08	Pittsburgh	Fumble	PIT 34	9	22	Q1	4:23	3	Q2: Z. Gonzalez: 30-yard FG	3	10
		Punt	ARI 15	12	85	Q2	5:12	6	C. Clay: 5-yard pass from K. Murray	10	10
		Fumble	PIT 32	3	32	Q4	1:20	1	D. Johnson: 24-yard pass from K. Murray	17	20

# CARDINALS SCORING DRIVES



12/15	Cleveland	--	--	--	--	--	--	--	--	--	--
12/22	at Seattle	--	--	--	--	--	--	--	--	--	--
12/29	at L.A. Rams	--	--	--	--	--	--	--	--	--	--
AVG			8.5	60.9		3:28.78	3.4				





SEPTEMBER 8, 2019  
CARDINALS VS. DETROIT LIONS  
T 27-27 (OT)

TOP TACKLERS		SACKS		INTS		FORCED FUMBLES		RECOVERED FUMBLES	
PLAYER	NO.	PLAYER	NO.	PLAYER	NO.	PLAYER	NO.	PLAYER	NO.
J. Hicks	16	T. Suggs	2.0			C. Jones	1	C. Jones	1
B. Baker	9	C. Jones	1.0			T. Suggs	1		
C. Jones	9								
D. Swearinger Sr.	8								
H. Reddick	7								

SEPTEMBER 15, 2019  
CARDINALS @ BALTIMORE RAVENS  
L 23-17

TOP TACKLERS		SACKS		INTS		FORCED FUMBLES		RECOVERED FUMBLES	
PLAYER	NO.	PLAYER	NO.	PLAYER	NO.	PLAYER	NO.	PLAYER	NO.
B. Baker	12	C. Marsh Sr.	1.0			B. Baker	1		
J. Hicks	12	C. Peters	1.0						
D. Swearinger Sr.	10								
H. Reddick	9								
B. Murphy Jr.	7								

SEPTEMBER 22, 2019  
CARDINALS VS. CAROLINA PANTHERS  
L 38-20

TOP TACKLERS		SACKS		INTS		FORCED FUMBLES		RECOVERED FUMBLES	
PLAYER	NO.	PLAYER	NO.	PLAYER	NO.	PLAYER	NO.	PLAYER	NO.
J. Hicks	11	C. Jones	2.0			C. Jones	2	C. Jones	1
H. Reddick	11								
B. Baker	6								
C. Jones	6								
D. Swearinger Sr.	6								

SEPTEMBER 29, 2019  
CARDINALS VS. SEATTLE SEAHAWKS  
L 27-10

TOP TACKLERS		SACKS		INTS		FORCED FUMBLES		RECOVERED FUMBLES	
PLAYER	NO.	PLAYER	NO.	PLAYER	NO.	PLAYER	NO.	PLAYER	NO.
J. Hicks	12	T. Suggs	1.5			J. Hicks	2		
H. Reddick	10	J. Bullard	1.0			T. Suggs	1		
D. Swearinger Sr.	8	H. Reddick	1.0						
B. Baker	7	J. Hicks	0.5						
T. Suggs	6								

OCTOBER 6, 2019  
CARDINALS @ CINCINNATI BENGALS  
W 26-23

TOP TACKLERS		SACKS		INTS		FORCED FUMBLES		RECOVERED FUMBLES	
PLAYER	NO.	PLAYER	NO.	PLAYER	NO.	PLAYER	NO.	PLAYER	NO.
B. Murphy Jr.	9	C. Jones	1.0						
J. Bullard	8								
J. Hicks	8								
J. Thompson	8								
H. Reddick	6								

OCTOBER 13, 2019  
CARDINALS VS. ATLANTA FALCONS  
W 34-33

TOP TACKLERS		SACKS		INTS		FORCED FUMBLES		RECOVERED FUMBLES	
PLAYER	NO.	PLAYER	NO.	PLAYER	NO.	PLAYER	NO.	PLAYER	NO.
J. Hicks	9	R. Gunter	0.5			T. Suggs	1		
H. Reddick	9	C. Jones	0.5						
B. Baker	8	C. Peters	0.5						
B. Murphy Jr.	6	T. Suggs	0.5						
C. Peters	5								

# CARDINALS DEFENSIVE SUMMARIES



OCTOBER 20, 2019  
CARDINALS @ NEW YORK GIANTS  
W 27-21

TOP TACKLERS		SACKS		INTS		FORCED FUMBLES		RECOVERED FUMBLES	
PLAYER	NO.	PLAYER	NO.	PLAYER	NO.	PLAYER	NO.	PLAYER	NO.
B. Baker	9	C. Jones	4.0	J. Hicks	1	C. Jones	1	C. Jones	1
J. Hicks	8	C. Peters	1.0			P. Peterson	1	H. Reddick	1
P. Peterson	7	P. Peterson	1.0			T. Suggs	1		
C. Jones	5	B. Reed	1.0						
B. Murphy Jr.	5	T. Suggs	1.0						

OCTOBER 27, 2019  
CARDINALS @ NEW ORLEANS SAINTS  
L 31-9

TOP TACKLERS		SACKS		INTS		FORCED FUMBLES		RECOVERED FUMBLES	
PLAYER	NO.	PLAYER	NO.	PLAYER	NO.	PLAYER	NO.	PLAYER	NO.
B. Baker	14			P. Peterson	1				
J. Hicks	10								
J. Thompson	7								
B. Murphy Jr.	6								
P. Peterson	6								

OCTOBER 31, 2019  
CARDINALS VS. SAN FRANCISCO 49ERS  
L 28-25

TOP TACKLERS		SACKS		INTS		FORCED FUMBLES		RECOVERED FUMBLES	
PLAYER	NO.	PLAYER	NO.	PLAYER	NO.	PLAYER	NO.	PLAYER	NO.
B. Baker	13	C. Jones	1.0						
J. Hicks	11								
J. Walker	9								
R. Gunter	4								
T. Suggs	4								

NOVEMBER 10, 2019  
CARDINALS @ TAMPA BAY BUCCANEERS  
L 30-27

TOP TACKLERS		SACKS		INTS		FORCED FUMBLES		RECOVERED FUMBLES	
PLAYER	NO.	PLAYER	NO.	PLAYER	NO.	PLAYER	NO.	PLAYER	NO.
B. Baker	11	C. Jones	2.0	J. Hicks	1	C. Jones	1	B. Baker	1
J. Hicks	10	R. Gunter	1.5	B. Murphy Jr.	1				
H. Reddick	8	T. Suggs	0.5						
J. Thompson	7								
T. Suggs	6								

NOVEMBER 17, 2019  
CARDINALS @ SAN FRANCISCO 49ERS  
L 36-26

TOP TACKLERS		SACKS		INTS		FORCED FUMBLES		RECOVERED FUMBLES	
PLAYER	NO.	PLAYER	NO.	PLAYER	NO.	PLAYER	NO.	PLAYER	NO.
B. Baker	14	J. Hicks	1.0	J. Hicks	1				
J. Hicks	10	C. Jones	1.0	J. Thompson	1				
J. Thompson	6								
B. Murphy Jr.	5								
J. Walker	5								

DECEMBER 1, 2019  
CARDINALS VS. LOS ANGELES RAMS  
L 34-7

TOP TACKLERS		SACKS		INTS		FORCED FUMBLES		RECOVERED FUMBLES	
PLAYER	NO.	PLAYER	NO.	PLAYER	NO.	PLAYER	NO.	PLAYER	NO.
B. Baker	12	J. Bullard	0.5						
T. Brock Sr.	8	C. Jones	0.5						
P. Peterson	8								
J. Thompson	8								
J. Hicks	6								



DECEMBER 8, 2019  
CARDINALS VS. PITTSBURGH STEELERS  
L 23-17

TOP TACKLERS		SACKS		INTS		FORCED FUMBLES		RECOVERED FUMBLES	
PLAYER	NO.	PLAYER	NO.	PLAYER	NO.	PLAYER	NO.	PLAYER	NO.
B. Baker	9	R. Gunter	1.0			D. Daniels	1	D. Gardeck	1
J. Walker	7	C. Jones	1.0			C. Jones	1	T. Suggs	1
J. Hicks	6	T. Vallejo	1.0			T. Vallejo	1		
C. Jones	5								
P. Peterson	5								





## 2019 REGULAR SEASON - DEFENSIVE TAKEAWAYS

DATE	OPPONENT	TAKEAWAY	QTR.	YD-LINE	RESULT
9/8	Detroit	C. Jones FR (C. Jones FF)	1	ARZ-34	Punt
9/15	at Baltimore	None			
9/22	Carolina	C. Jones FR (C. Jones FF)	1	ARZ-26	TD
9/29	Seattle	None			
10/6	at Cincinnati	None			
10/13	Atlanta	None			
10/20	at N.Y. Giants	J. Hicks INT (D. Jones)	1	NYG-46	TD
		C. Jones FR (C. Jones FF)	3	ARZ-49	TD
		H. Reddick FR (P. Peterson FF)	4	NYG-20	FG
10/27	at New Orleans	P. Peterson INT (D. Brees)	3	ARZ-21	Downs
10/31	San Francisco	None			
11/10	at Tampa Bay	B. Murphy Jr. INT (J. Winston)	1	TB-37	FG
		J. Hicks INT (J. Winston)	3	TB-22	Fumble
		B. Baker FR (R. Jones II fumble)	4	ARZ-44	INT
11/17	at San Francisco	J. Hicks INT (J. Garoppolo)	3	ARZ-5	FG
		J. Thompson INT (J. Garoppolo)	4	ARZ-7	Punt
12/1	L.A. Rams	None			
12/8	Pittsburgh	T. Suggs FR (T. Vallejo FF)	1	PIT-34	FG
12/15	Cleveland	--	--	--	--
12/22	at Seattle	--	--	--	--
12/29	at L.A. Rams	--	--	--	--

## 2019 REGULAR SEASON - OFFENSIVE GIVEAWAYS

DATE	OPPONENT	GIVEAWAY	QTR.	YD-LINE	RESULT
9/8	Detroit	K. Murray INT (T. Walker)	1	ARZ-24	Fumble
9/15	at Baltimore	None			
9/22	Carolina	K. Murray INT (D. Jackson)	3	ARZ-47	TD
		K. Murray INT (D. Jackson)	4	ARZ-22	FG
9/29	Seattle	K. Murray INT (J. Clowney)	1	ARZ-27	TD
10/6	at Cincinnati	None			
10/13	Atlanta	None			
10/20	at N.Y. Giants	None			
10/27	at New Orleans	None			
10/31	San Francisco	None			
11/10	at Tampa Bay	D. Johnson fumble (L. David FF; L. David FR)	3	TB-11	FG
		K. Murray INT (J. Dean)	4	TB-8	TD
11/17	at San Francisco	K. Johnson fumble (D. Moore FF; J. Tartt FR)	4	ARZ-30	Downs
		L. Fitzgerald fumble (D. Reed Jr. FF; D. Reed Jr. FR)	4	ARZ-5	TD
12/1	L.A. Rams	K. Murray INT (T. Rapp)	3	ARZ-31	TD
12/8	Pittsburgh	K. Murray INT (J. Haden)	3	PIT-23	TD
		K. Murray INT (T. Watt: touchback)	4	End Zone	Fumble
		K. Murray INT (J. Haden)	4	ARZ-46	EOG
12/15	Cleveland	--	--	--	--
12/22	at Seattle	--	--	--	--
12/29	at L.A. Rams	--	--	--	--

## 2019 REGULAR SEASON - SPECIAL TEAMS/MISC TAKEAWAYS

DATE	OPPONENT	TAKEAWAY	QTR.	YD-LINE	RESULT
9/8	Detroit	T. Sherfield FR (J. Agnew fumble)	2	DET-8	FG
12/8	Pittsburgh	D. Gardeck FR (D. Daniels FF)	4	PIT-32	TD

## 2019 REGULAR SEASON - TURNOVERS

<b>Offense:</b>	12 Giveaways 47 Points (6 TD, 2 FG)	<b>Ratio</b> +2 (14 takeaways, 12 giveaways)
<b>Defense:</b>	12 Takeaways 33 Points (3 TD, 4 FG)	
<b>Special Teams:</b>	0 Giveaway 0 Points (0 TD, 0 FG)	<b>Points Off Turnovers Ratio</b> -4 (43 scored, 47 allowed)
	2 Takeaways 10 Points (1 TD, 1 FG)	



DATE	OPPONENT	RUSHES				RECEPTIONS				RETURNS			
		GAIN	PLAYER	QTR	RESULT	GAIN	PLAYER	QTR	RESULT	GAIN	PLAYER	QTR	RESULT
09/08	Detroit	18	David Johnson	3	FG	41	Larry Fitzgerald	4	FG	32	Andy Isabella (KR)	3	Punt
		12	Christian Kirk	4	FG	27t	David Johnson	4	TD				
		10	David Johnson	4	TD	45	Larry Fitzgerald	5	FG				
09/15	at Baltimore					34	Christian Kirk	1	FG				
						26	Christian Kirk	2'	FG				
						31	KeeSean Johnson	2'	FG				
						24	Christian Kirk	2	Half				
						40	Larry Fitzgerald	3'	FG				
						21	Maxx Williams	3'	FG				
						54	Larry Fitzgerald	4	TD				
09/22	Carolina	12	Kyler Murray	1'	TD	23	Larry Fitzgerald	3	TD				
		15	David Johnson	1'	TD								
		17	Kyler Murray	3	TD								
		20	Kyler Murray	3	FG								
09/29	Seattle	15	Kyler Murray	2'	Miss FG	31	David Johnson	1	FG				
		10	Chase Edmonds	2'	Miss FG	28	David Johnson	2	Miss FG				
		14	David Johnson	4	Game	21	Maxx Williams	4	TD				
10/06	at Cincinnati	11	Kyler Murray	1	TD	27	Charles Clay	1	Miss FG	30	Pharoh Cooper (KR)	1	TD
		17	David Johnson	1	Miss FG	23	Trent Sherfield	2	FG				
		14	David Johnson	2	FG	24	David Johnson	3	Punt				
		15	David Johnson	2'	FG	28	Pharoh Cooper	3	FG				
		19	Kyler Murray	2'	FG	24	David Johnson	4	FG				
		12	Kyler Murray	4'	TD								
		37t	Chase Edmonds	4'	TD								
		24	Kyler Murray	4	FG								
10/13	Atlanta	17	David Johnson	2	TD	38	Trent Sherfield	1	FG	37	Pharoh Cooper (KR)	3	TD
		15	Chase Edmonds	2	FG	58	Damiere Byrd	2	TD				
		14	Kyler Murray	3	TD	30	David Johnson	2'	TD				
						31	Chase Edmonds	2'	TD				
						20t	Maxx Williams	3	TD				
						22	Larry Fitzgerald	3	Punt				
10/20	at N.Y. Giants	20t	Chase Edmonds	1	TD								
		11	Chase Edmonds	1'	TD								
		20t	Chase Edmonds	1'	TD								
		12	Chase Edmonds	1	FG								
		11	Kyler Murray	3'	TD								
		22t	Chase Edmonds	3'	TD								
		11	Chase Edmonds	3	Punt								
10/27	at New Orleans	19	Christian Kirk	4	Downs	47	Charles Clay	1	FG	39	Pharoh Cooper (KR)	2	FG
						22	Charles Clay	3	FG				
10/31	San Francisco	36	Kenyan Drake	1	TD	20	Larry Fitzgerald	3'	TD	30	Pharoh Cooper (KR)	1	TD
		21	Kyler Murray	3'	FG	21	Kenyan Drake	3'	TD				
		11	Kenyan Drake	4'	FG	88t	Andy Isabella	4	TD				
		11	Kenyan Drake	4	FG								
11/10	at Tampa Bay	10	Kenyan Drake	1	FG	33t	Christian Kirk	2	TD				
		32	Kyler Murray	2	TD	55	Andy Isabella	3	Downs				
		17	Kenyan Drake	4	INT	69t	Christian Kirk	3	TD				
						26	Pharoh Cooper	4	TD				
						24	Larry Fitzgerald	4	INT				
11/17	at San Francisco	21	Kyler Murray	2	TD	23	Pharoh Cooper	1	TD	48	Jordan Hicks (INT)	3	INT
		11	Kenyan Drake	3	FG								
		12	Kenyan Drake	4'	TD								
		22t	Kyler Murray	4	TD								
12/01	L.A. Rams	15t	Kyler Murray	4	TD	23	Charles Clay	1	Punt				
12/08	Pittsburgh	10	Kenyan Drake	2	TD	31	Christian Kirk	3	INT	32	Pharoh Cooper (KR)	1	Punt
						24t	David Johnson	4	TD				
12/15	Cleveland	--	--	--	--	--	--	--	--	--	--	--	--
12/22	at Seattle	--	--	--	--	--	--	--	--	--	--	--	--
12/29	at L.A. Rams	--	--	--	--	--	--	--	--	--	--	--	--



DATE	OPPONENT	RUSHES				RECEPTIONS				RETURNS			
		GAIN	PLAYER	QTR	RESULT	GAIN	PLAYER	QTR	RESULT	GAIN	PLAYER	QTR	RESULT
09/08	Detroit	12	Matthew Stafford	2	TD	28 47t 39 24 23t 21 23	T.J. Hockenson Danny Amendola T.J. Hockenson T.J. Hockenson T.J. Hockenson Marvin Jones Jr. Marvin Jones Jr.	1 2 2 3' 4' 5' 5	Punt TD TD TD TD FG FG				
09/15	at Baltimore	19 16 16 18 11 19 10 14 11	Lamar Jackson Mark Ingram II Lamar Jackson Lamar Jackson Lamar Jackson Lamar Jackson Lamar Jackson Lamar Jackson Mark Ingram II	1 1' 1' 2 3 3 4 4 4	TD FG FG TD Punt FG FG Punt Game	27t 28 24 20 41	Mark Andrews Mark Andrews Mark Andrews Mark Ingram II Marquise Brown	1 1 2' 2' 4	TD FG TD TD Game				
09/22	Carolina	12 76t	D.J. Moore Christian McCaffrey	1 3	TD TD	52t 20 33	D.J. Moore Greg Olsen Jarius Wright	2 3' 3	TD TD TD				
09/29	Seattle	11 10 12	Chris Carson Chris Carson Chris Carson	2 3 4	FG Punt TD	32 28	Jaron Brown Tyler Lockett	2' 2	TD TD				
10/06	at Cincinnati	13 18 15	Joe Mixon Joe Mixon Joe Mixon	1' 1' 3	FG FG FG	29 42t	Tyler Boyd Tyler Boyd	4' 4	TD TD	52	Brandon Wilson (KR)	2	FG
10/13	Atlanta	15 14	Devonta Freeman Devonta Freeman	1 3	TD TD	21 20 22 23 30 22	Jaeden Graham Julio Jones Austin Hooper Calvin Ridley Austin Hooper Julio Jones	2 3 3 4' 4' 4	FG FG TD TD TD TD	33	Ito Smith (KR)	2	Punt
10/20	at N.Y. Giants	11 20 11	Daniel Jones Saquon Barkley Saquon Barkley	1 2 4	INT TD TD	20 28t 20	Golden Tate Rhett Ellison Darius Slayton	2' 2' 4	TD TD TD	30	Darius Slayton (KR)	3	Miss FG
10/27	at New Orleans	10 11 10 28 31	Latavius Murray Latavius Murray Latavius Murray Latavius Murray Dwayne Washington	1' 1' 2 4 4	FG FG TD TD TD	22 28 28 29 36	Taysom Hill Michael Thomas Ted Ginn Jr. Josh Hill Taysom Hill	1 2 3' 4' 4	FG TD TD TD TD				
10/31	San Francisco	11 31 19	Matt Breida Matt Breida Matt Breida	2 2' 2	TD TD TD	30t 20 32 23 22 21t	George Kittle Emmanuel Sanders Emmanuel Sanders George Kittle Emmanuel Sanders Dante Pettis	1 2' 2' 3' 3' 3	TD TD TD TD TD TD				
11/10	at Tampa Bay	17 11 26 14	Peyton Barber Ronald Jones II Jameis Winston Peyton Barber	2 3 3 4	FG FG FG TD	26 27 28 49	O.J. Howard Mike Evans Scotty Miller Chris Godwin	2 3 4 4	TD FG FG TD				
11/17	at San Francisco					57 23 37 20 26 23 25t	Richie James Jr. Deebo Samuel Tevin Coleman Deebo Samuel Deebo Samuel Deebo Samuel Jeff Wilson Jr.	2 2 3 3 3 4 4	TD FG TD INT TD INT TD				
12/01	L.A. Rams	11 11 12 10 13	Todd Gurley II Todd Gurley II Malcolm Brown Todd Gurley II Darrell Henderson Jr.	1 2 3 3 4	TD TD TD Punt Punt	25 20 21 26 25 20 21 27 48 28	Robert Woods Todd Gurley II Tyler Higbee Tyler Higbee Tyler Higbee Josh Reynolds Tyler Higbee Cooper Kupp Robert Woods Brandin Cooks	1 1' 1' 1 2 2' 2' 2 3' 3	FG Miss FG Miss FG TD Punt TD TD FG TD TD	31t	Taylor Rapp (INT)	3	INT
12/08	Pittsburgh	13 22 10 16	Kerrith Whyte Jr. Devlin Hodges Kerrith Whyte Jr. Diontae Johnson	1 2' 2' 4	FG FG FG FG	22	Deon Cain	2	Punt	85t	Diontae Johnson (PR)	1	Punt
12/15	Cleveland	--	--	--	--	--	--	--	--	--	--	--	--
12/22	at Seattle	--	--	--	--	--	--	--	--	--	--	--	--
12/29	at L.A. Rams	--	--	--	--	--	--	--	--	--	--	--	--



# CARDINALS SCORING AND TAKEAWAY-GIVEAWAY



			CARDINALS						OPPONENTS						POINT	OVERALL
DATE	OPPONENT	W/L/T	1ST	2ND	3RD	4TH	OT	TOTAL	1ST	2ND	3RD	4TH	OT	TOTAL	DIFF	RECORD
9/8	Detroit	T	0	3	3	18	3	27	0	17	0	7	3	27	0	0-0-1
9/15	at Baltimore	L	3	3	3	8	--	17	7	10	0	6	--	23	-6	0-1-1
9/22	Carolina	L	7	3	10	0	--	20	0	14	14	10	--	38	-18	0-2-1
9/29	Seattle	L	0	3	0	7	--	10	10	10	0	7	--	27	-17	0-3-1
10/6	at Cincinnati	W	7	6	0	13	--	26	3	3	3	14	--	23	3	1-3-1
10/13	Atlanta	W	3	17	7	7	--	34	7	3	10	13	--	33	1	2-3-1
10/20	at N.Y. Giants	W	14	3	7	3	--	27	0	14	0	7	--	21	6	3-3-1
10/27	at New Orleans	L	3	3	3	0	--	9	0	10	7	14	--	31	-22	3-4-1
10/31	San Francisco	L	7	0	7	11	--	25	7	14	7	0	--	28	-3	3-5-1
11/10	at Tampa Bay	L	3	10	7	7	--	27	7	10	3	10	--	30	-3	3-6-1
11/17	at San Francisco	L	9	7	3	7	--	26	0	10	7	19	--	36	-10	3-7-1
12/1	L.A. Rams	L	0	0	0	7	--	7	3	17	14	0	--	34	-27	3-8-1
12/8	Pittsburgh	L	0	10	0	7	--	17	10	3	7	3	--	23	-6	3-9-1
12/15	Cleveland	--	--	--	--	--	--	--	--	--	--	--	--	--	--	--
12/22	at Seattle	--	--	--	--	--	--	--	--	--	--	--	--	--	--	--
12/29	at L.A. Rams	--	--	--	--	--	--	--	--	--	--	--	--	--	--	--
2019 TOTALS:		3-9-1	56	68	50	95	3	272	54	135	72	110	3	374	-102	3-9-1
AVG/GAME:			4.3	5.2	3.8	7.3	3.0	20.9	4.2	10.4	5.5	8.5	3.0	28.8	-7.8	

## 2019 REGULAR SEASON TAKEAWAY/GIVEAWAY CHART

DATE	OPPONENT	ARI +/- RATIO	ARI TAKEAWAYS	POINTS OFF TAKEAWAYS	ARI GIVEAWAYS	POINTS OFF GIVEAWAYS	POINTS OFF TO RATIO
09/08	Detroit	+1	2 (2 FUM, 0 INT)	3	1 (0 FUM, 1 INT)	0	+3
09/15	at Baltimore	0	0 (0 FUM, 0 INT)	0	0 (0 FUM, 0 INT)	0	0
09/22	Carolina	-1	1 (1 FUM, 0 INT)	7	2 (0 FUM, 2 INT)	10	-3
09/29	Seattle	-1	0 (0 FUM, 0 INT)	0	1 (0 FUM, 1 INT)	7	-7
10/06	at Cincinnati	0	0 (0 FUM, 0 INT)	0	0 (0 FUM, 0 INT)	0	0
10/13	Atlanta	0	0 (0 FUM, 0 INT)	0	0 (0 FUM, 0 INT)	0	0
10/20	at N.Y. Giants	+3	3 (2 FUM, 1 INT)	17	0 (0 FUM, 0 INT)	0	+17
10/27	at New Orleans	+1	1 (0 FUM, 1 INT)	0	0 (0 FUM, 0 INT)	0	0
10/31	San Francisco	0	0 (0 FUM, 0 INT)	0	0 (0 FUM, 0 INT)	0	0
11/10	at Tampa Bay	+1	3 (1 FUM, 2 INT)	3	2 (1 FUM, 1 INT)	10	-7
11/17	at San Francisco	0	2 (0 FUM, 2 INT)	3	2 (2 FUM, 0 INT)	6	-3
12/01	L.A. Rams	-1	0 (0 FUM, 0 INT)	0	1 (0 FUM, 1 INT)	7	-7
12/08	Pittsburgh	-1	2 (2 FUM, 0 INT)	10	3 (0 FUM, 3 INT)	7	+3
12/15	Cleveland	--	--	--	--	--	--
12/22	at Seattle	--	--	--	--	--	--
12/29	at L.A. Rams	--	--	--	--	--	--
TOTALS		+2	14 (8 FUM, 6 INT)	43	12 (3 FUM, 9 INT)	47	-4

# POSSESSION BREAKDOWN



DATE	OPPONENT	STARTING QB	POSS	TD	PAT	2-PT	M-2PT	FG	FGA	FGM	BK-FG	PUNT	INT	FUM	SAF	DWNS	HF	GM	PTS	TD%	SCORE%	PTS/POSS
9/8	Detroit	K. Murray	16	2	1	1	1	4	4	0	0	8	1	0	0	0	1	0	27	12.5	37.5	1.69
9/15	at Baltimore	K. Murray	10	1	0	1	1	3	3	0	0	5	0	0	0	0	1	0	17	10.0	40.0	1.70
9/22	Carolina	K. Murray	11	2	2	0	0	2	2	0	0	5	2	0	0	0	0	0	20	18.2	36.4	1.82
9/29	Seattle	K. Murray	10	1	1	0	0	1	3	2	0	3	1	0	0	0	1	1	10	10.0	20.0	1.00
10/6	at Cincinnati	K. Murray	10	2	2	0	0	4	5	1	0	3	0	0	0	0	0	0	26	20.0	60.0	2.60
10/13	Atlanta	K. Murray	10	4	4	0	0	2	2	0	0	3	0	0	0	0	0	1	34	40.0	60.0	3.40
10/20	at N.Y. Giants	K. Murray	12	3	3	0	0	2	2	0	0	5	0	0	0	0	1	1	27	25.0	41.7	2.25
10/27	at New Orleans	K. Murray	10	0	0	0	0	3	3	0	0	5	0	0	0	2	0	0	9	0.0	30.0	0.90
10/31	San Francisco	K. Murray	9	3	2	1	1	1	1	0	0	5	0	0	0	0	0	0	25	33.3	44.4	2.78
11/10	at Tampa Bay	K. Murray	13	3	3	0	0	2	2	0	0	3	1	1	0	1	1	1	27	23.1	38.5	2.08
11/17	at San Francisco	K. Murray	11	3	3	0	0	2	2	0	0	4	0	2	0	0	0	0	26	27.3	45.5	2.36
12/1	L.A. Rams	K. Murray	12	1	1	0	0	0	0	0	0	7	1	0	0	2	0	1	7	8.3	8.3	0.58
12/8	Pittsburgh	K. Murray	9	2	2	0	0	1	1	0	0	3	3	0	0	0	0	0	17	22.2	33.3	1.89
12/15	Cleveland	--	--	--	--	--	--	--	--	--	--	--	--	--	--	--	--	--	--	--	--	--
12/22	at Seattle	--	--	--	--	--	--	--	--	--	--	--	--	--	--	--	--	--	--	--	--	--
12/29	at L.A. Rams	--	--	--	--	--	--	--	--	--	--	--	--	--	--	--	--	--	--	--	--	--
<b>2019 TOTALS:</b>			<b>143</b>	<b>27</b>	<b>24</b>	<b>3</b>	<b>3</b>	<b>27</b>	<b>30</b>	<b>3</b>	<b>0</b>	<b>59</b>	<b>9</b>	<b>3</b>	<b>0</b>	<b>5</b>	<b>5</b>	<b>5</b>	<b>272</b>	<b>18.9</b>	<b>37.8</b>	<b>1.90</b>

DATE	OPPONENT	STARTING QB	POSS	TD	PAT	2-PT	M-2PT	FG	FGA	FGM	BK-FG	PUNT	INT	FUM	SAF	DWNS	HF	GM	PTS	TD%	SCORE%	PTS/POSS
9/8	Detroit	M. Stafford	15	3	3	0	0	2	2	0	0	8	0	2	0	1	0	0	27	20.0	33.3	1.80
9/15	at Baltimore	L. Jackson	10	2	2	0	0	3	3	0	0	3	0	0	0	1	0	1	23	20.0	50.0	2.30
9/22	Carolina	K. Allen	12	5	5	0	0	1	1	0	0	3	0	1	0	0	1	1	38	41.7	50.0	3.17
9/29	Seattle	R. Wilson	8	2	3	0	0	2	2	0	0	4	0	0	0	0	0	0	20	25.0	50.0	2.50
10/6	at Cincinnati	A. Dalton	9	2	2	0	0	3	3	0	0	3	0	0	0	1	0	0	23	22.2	55.6	2.56
10/13	Atlanta	M. Ryan	9	4	4	0	0	2	2	0	0	3	0	0	0	0	1	0	33	44.4	66.7	3.67
10/20	at N.Y. Giants	D. Jones	10	2	3	0	0	0	1	1	0	3	1	2	0	1	0	0	14	20.0	20.0	1.40
10/27	at New Orleans	D. Brees	12	4	4	0	0	1	2	1	0	2	1	0	0	0	1	1	31	33.3	41.7	2.58
10/31	San Francisco	J. Garoppolo	10	4	4	0	0	0	0	0	0	5	0	0	0	0	0	1	28	40.0	40.0	2.80
11/10	at Tampa Bay	J. Winston	12	3	3	0	0	3	3	0	0	3	2	1	0	0	0	0	30	25.0	50.0	2.50
11/17	at San Francisco	J. Garoppolo	11	4	3	1	0	1	1	0	0	2	2	0	0	2	0	0	30	36.4	45.5	2.73
12/1	L.A. Rams	J. Goff	11	3	4	0	0	2	3	1	0	4	0	0	0	1	0	0	27	27.3	45.5	2.45
12/8	Pittsburgh	D. Hodges	9	1	2	0	0	3	3	0	0	2	0	2	0	0	0	1	16	11.1	44.4	1.78
12/15	Cleveland	--	--	--	--	--	--	--	--	--	--	--	--	--	--	--	--	--	--	--	--	--
12/22	at Seattle	--	--	--	--	--	--	--	--	--	--	--	--	--	--	--	--	--	--	--	--	--
12/29	at L.A. Rams	--	--	--	--	--	--	--	--	--	--	--	--	--	--	--	--	--	--	--	--	--
<b>2019 TOTALS:</b>			<b>138</b>	<b>39</b>	<b>42</b>	<b>1</b>	<b>0</b>	<b>23</b>	<b>26</b>	<b>3</b>	<b>0</b>	<b>45</b>	<b>6</b>	<b>8</b>	<b>0</b>	<b>7</b>	<b>3</b>	<b>5</b>	<b>340</b>	<b>28.3</b>	<b>44.9</b>	<b>2.46</b>

# THIRD DOWN EFFICIENCY ANALYSIS



## CARDINALS 2019 REGULAR SEASON THIRD DOWN EFFICIENCY

### CARDINALS

Date	Opponent	3rd & 1	3rd & 2	3rd & 3	3rd & 4	3rd & 5	3rd & 6	3rd & 7	3rd & 8	3rd & 9	3rd & 10+	Total
09/08	Detroit	1 / 2	1 / 2	0 / 0	1 / 2	1 / 1	0 / 0	3 / 5	1 / 2	0 / 1	1 / 7	9 / 22
09/15	at Baltimore	0 / 1	0 / 0	0 / 1	0 / 0	0 / 1	1 / 1	0 / 0	0 / 1	1 / 1	0 / 5	2 / 11
09/22	Carolina	6 / 6	0 / 0	0 / 0	1 / 1	1 / 2	0 / 0	0 / 2	1 / 1	0 / 0	0 / 5	9 / 17
09/29	Seattle	0 / 0	0 / 0	1 / 1	0 / 1	0 / 0	0 / 0	0 / 0	2 / 3	0 / 1	0 / 3	3 / 9
10/06	at Cincinnati	1 / 1	0 / 0	1 / 1	0 / 1	1 / 1	0 / 1	1 / 3	0 / 0	1 / 2	1 / 3	6 / 13
10/13	Atlanta	1 / 2	2 / 2	0 / 0	0 / 0	2 / 3	0 / 0	0 / 1	1 / 1	0 / 0	1 / 4	7 / 13
10/20	at N.Y. Giants	1 / 1	1 / 1	0 / 0	0 / 0	2 / 3	1 / 2	1 / 2	0 / 0	0 / 0	1 / 6	7 / 15
10/27	at New Orleans	0 / 1	1 / 2	0 / 1	1 / 2	0 / 1	0 / 0	0 / 1	0 / 0	0 / 1	0 / 3	2 / 12
10/31	San Francisco	0 / 0	1 / 1	0 / 0	0 / 0	0 / 1	0 / 0	0 / 0	0 / 1	0 / 0	1 / 5	2 / 8
11/10	at Tampa Bay	0 / 0	0 / 1	1 / 1	0 / 0	0 / 1	0 / 1	0 / 1	0 / 0	0 / 0	0 / 5	1 / 10
11/17	at San Francisco	0 / 0	1 / 1	0 / 0	1 / 1	0 / 1	0 / 0	0 / 0	0 / 1	0 / 0	1 / 6	3 / 10
12/01	L.A. Rams	0 / 1	1 / 2	1 / 1	0 / 0	0 / 3	0 / 0	0 / 1	0 / 2	0 / 1	0 / 2	2 / 13
12/08	Pittsburgh	0 / 1	2 / 2	0 / 0	1 / 2	0 / 1	1 / 2	0 / 0	0 / 0	0 / 1	0 / 2	4 / 11
12/15	Cleveland	--	--	--	--	--	--	--	--	--	--	--
12/22	at Seattle	--	--	--	--	--	--	--	--	--	--	--
12/29	at L.A. Rams	--	--	--	--	--	--	--	--	--	--	--
<b>TOTALS</b>		<b>10 / 16</b>	<b>10 / 14</b>	<b>4 / 6</b>	<b>5 / 10</b>	<b>7 / 19</b>	<b>3 / 7</b>	<b>5 / 16</b>	<b>5 / 12</b>	<b>2 / 8</b>	<b>6 / 56</b>	<b>57 / 164</b>
		<b>62.5%</b>	<b>71.4%</b>	<b>66.7%</b>	<b>50.0%</b>	<b>36.8%</b>	<b>42.9%</b>	<b>31.3%</b>	<b>41.7%</b>	<b>25.0%</b>	<b>10.7%</b>	<b>34.8%</b>
		<b>3RD &amp; 1-3: 24 / 36 = 66.7%</b>			<b>3RD &amp; 4-6: 15 / 36 = 41.7%</b>			<b>3RD &amp; 7-10+: 18 / 92 = 19.6%</b>				

## OPPONENT 2019 REGULAR SEASON THIRD DOWN EFFICIENCY

### OPPONENT

Date	Opponent	3rd & 1	3rd & 2	3rd & 3	3rd & 4	3rd & 5	3rd & 6	3rd & 7	3rd & 8	3rd & 9	3rd & 10+	Total
09/08	Detroit	2 / 4	1 / 1	1 / 1	0 / 0	0 / 1	0 / 2	1 / 2	0 / 1	0 / 0	1 / 6	6 / 18
09/15	at Baltimore	1 / 1	0 / 1	0 / 0	1 / 2	0 / 0	1 / 1	2 / 2	0 / 0	0 / 0	2 / 7	7 / 14
09/22	Carolina	0 / 0	0 / 0	1 / 1	0 / 1	3 / 5	0 / 0	0 / 2	0 / 0	0 / 0	0 / 1	4 / 10
09/29	Seattle	0 / 0	2 / 2	0 / 0	1 / 2	0 / 1	0 / 1	0 / 0	0 / 0	0 / 1	1 / 3	4 / 10
10/06	at Cincinnati	1 / 1	2 / 2	0 / 0	0 / 0	1 / 5	0 / 0	0 / 1	0 / 1	0 / 0	1 / 2	5 / 12
10/13	Atlanta	2 / 2	1 / 2	0 / 0	2 / 2	0 / 0	0 / 0	0 / 2	0 / 0	0 / 0	1 / 3	6 / 11
10/20	at N.Y. Giants	0 / 0	0 / 0	0 / 1	1 / 1	0 / 0	0 / 0	1 / 1	1 / 1	0 / 0	1 / 8	4 / 12
10/27	at New Orleans	2 / 2	1 / 2	1 / 1	0 / 1	0 / 0	1 / 2	2 / 2	0 / 1	0 / 0	0 / 1	7 / 12
10/31	San Francisco	0 / 0	0 / 1	2 / 2	2 / 2	0 / 1	3 / 3	1 / 1	0 / 0	1 / 4	2 / 3	11 / 17
11/10	at Tampa Bay	2 / 2	1 / 1	0 / 1	0 / 0	1 / 1	0 / 0	0 / 1	1 / 1	0 / 1	2 / 7	7 / 15
11/17	at San Francisco	1 / 1	0 / 0	1 / 1	1 / 2	0 / 3	0 / 0	2 / 3	0 / 0	1 / 2	0 / 1	6 / 13
12/01	L.A. Rams	0 / 0	0 / 0	2 / 3	0 / 0	3 / 3	0 / 0	1 / 2	1 / 4	1 / 1	0 / 2	8 / 15
12/08	Pittsburgh	1 / 1	1 / 1	0 / 1	0 / 0	1 / 2	0 / 0	0 / 1	0 / 1	0 / 0	1 / 4	4 / 11
12/15	Cleveland	--	--	--	--	--	--	--	--	--	--	--
12/22	at Seattle	--	--	--	--	--	--	--	--	--	--	--
12/29	at L.A. Rams	--	--	--	--	--	--	--	--	--	--	--
<b>TOTALS</b>		<b>12 / 14</b>	<b>9 / 13</b>	<b>8 / 12</b>	<b>8 / 13</b>	<b>9 / 22</b>	<b>5 / 9</b>	<b>10 / 20</b>	<b>3 / 10</b>	<b>3 / 9</b>	<b>12 / 48</b>	<b>79 / 170</b>
		<b>85.7%</b>	<b>69.2%</b>	<b>66.7%</b>	<b>61.5%</b>	<b>40.9%</b>	<b>55.6%</b>	<b>50.0%</b>	<b>30.0%</b>	<b>33.3%</b>	<b>25.0%</b>	<b>46.5%</b>
		<b>3RD &amp; 1-3: 29 / 39 = 74.4%</b>			<b>3RD &amp; 4-6: 22 / 44 = 50.0%</b>			<b>3RD &amp; 7-10+: 28 / 87 = 32.2%</b>				





## CARDINALS

Date	Opponent	Pos	TD	PAT	2-Pt.	Miss		FG	FGA	Blk/		INT	Fum	Dwns	Half	Game	Pts	Score		Pts/
						PAT				MFG								TD%	Pct.	
09/08	Detroit	4	1	0	1	0		3	3	0		0	0	0	0	0	17	25.0	100.0	4.3
09/15	at Baltimore	4	1	0	1	0		3	3	0		0	0	0	0	0	17	25.0	100.0	4.3
09/22	Carolina	3	2	2	0	0		1	1	0		0	0	0	0	0	17	66.7	100.0	5.7
09/29	Seattle	3	1	1	0	0		1	1	0		0	0	0	0	1	10	33.3	66.7	3.3
10/06	at Cincinnati	6	1	1	0	0		4	5	1		0	0	0	0	0	19	16.7	83.3	3.2
10/13	Atlanta	4	3	3	0	0		1	1	0		0	0	0	0	0	24	75.0	100.0	6.0
10/20	at N.Y. Giants	2	0	0	0	0		1	1	0		0	0	0	0	1	3	0.0	50.0	1.5
10/27	at New Orleans	2	0	0	0	0		2	2	0		0	0	0	0	0	6	0.0	100.0	3.0
10/31	San Francisco	3	2	2	0	0		1	1	0		0	0	0	0	0	17	66.7	100.0	5.7
11/10	at Tampa Bay	4	1	1	0	0		1	1	0		1	1	0	0	0	10	25.0	50.0	2.5
11/17	at San Francisco	3	2	1	0	1		1	1	0		0	0	0	0	0	16	66.7	100.0	5.3
12/01	L.A. Rams	1	1	1	0	0		0	0	0		0	0	0	0	0	7	100.0	100.0	7.0
12/08	Pittsburgh	3	1	1	0	0		1	1	0		1	0	0	0	0	10	33.3	66.7	3.3
12/15	Cleveland	--	--	--	--	--		--	--	--		--	--	--	--	--	--	--	--	--
12/22	at Seattle	--	--	--	--	--		--	--	--		--	--	--	--	--	--	--	--	--
12/29	at L.A. Rams	--	--	--	--	--		--	--	--		--	--	--	--	--	--	--	--	--
TOTALS		42	16	13	2	1		20	21	1		2	1	0	0	2	173	38.1	85.7	4.1

## OPPONENT

Date	Opponent	Pos	TD	PAT	2-Pt.	Miss		FG	FGA	Blk/		INT	Fum	Dwns	Half	Game	Pts	Score		Pts/
						PAT				MFG								TD%	Pct.	
09/08	Detroit	3	2	2	0	0		1	1	0		0	0	0	0	0	17	66.7	100.0	5.7
09/15	at Baltimore	4	1	1	0	0		2	2	0		0	0	0	0	1	13	25.0	75.0	3.3
09/22	Carolina	5	3	3	0	0		1	1	0		0	1	0	0	0	24	60.0	80.0	4.8
09/29	Seattle	4	2	2	0	0		2	2	0		0	0	0	0	0	20	50.0	100.0	5.0
10/06	at Cincinnati	3	1	1	0	0		2	2	0		0	0	0	0	0	13	33.3	100.0	4.3
10/13	Atlanta	5	4	3	0	1		1	1	0		0	0	0	0	0	30	80.0	100.0	6.0
10/20	at N.Y. Giants	2	1	1	0	0		0	1	1		0	0	0	0	0	7	50.0	50.0	3.5
10/27	at New Orleans	6	4	4	0	0		1	1	0		0	0	0	0	1	31	66.7	83.3	5.2
10/31	San Francisco	2	2	2	0	0		0	0	0		0	0	0	0	0	14	100.0	100.0	7.0
11/10	at Tampa Bay	4	3	3	0	0		1	1	0		0	0	0	0	0	24	75.0	100.0	6.0
11/17	at San Francisco	5	3	2	0	0		1	1	0		1	0	0	0	0	23	60.0	80.0	4.6
12/01	L.A. Rams	7	3	3	0	0		2	3	1		0	0	1	0	0	27	42.9	71.4	3.9
12/08	Pittsburgh	4	1	1	0	0		3	3	0		0	0	0	0	0	16	25.0	100.0	4.0
12/15	Cleveland	--	--	--	--	--		--	--	--		--	--	--	--	--	--	--	--	--
12/22	at Seattle	--	--	--	--	--		--	--	--		--	--	--	--	--	--	--	--	--
12/29	at L.A. Rams	--	--	--	--	--		--	--	--		--	--	--	--	--	--	--	--	--
TOTALS		54	30	28	0	1		17	19	2		1	1	1	0	2	259	55.6	87.0	4.8



## OFFENSIVE

HIGH	DATE	OPPONENT		OPPONENT	DATE	LOW
34	10/13	vs. Atlanta	Points	vs. L.A. Rams	12/1	7
4	10/13	vs. Atlanta	Total Touchdowns	at New Orleans	10/27	0
82	9/8	vs. Detroit	Total Plays	at New Orleans	10/27	49
514	10/6	at Cincinnati	Total Net Yards	vs. L.A. Rams	12/1	198
26	10/6	at Cincinnati	Total First Downs	at New Orleans	10/27	10
11	10/6	at Cincinnati	First Downs Rushing	at Baltimore	9/15	2
				at New Orleans	10/27	
				vs. L.A. Rams	12/1	
16	9/8	vs. Detroit	First Downs Passing	vs. San Francisco	10/31	7
	10/13	vs. Atlanta				
3	11/17	at San Francisco	First Down Penalties	at New Orleans	10/27	0
53.9%	10/13	vs. Atlanta	Third Down Efficiency	at Tampa Bay	11/10	10.0%
7.2	10/6	at Cincinnati	Average Yards Per Play	vs. L.A. Rams	12/1	3.2
266	10/6	at Cincinnati	Total Net Yards Rushing	at Baltimore	9/15	20
38	10/6	at Cincinnati	Rushing Attempts	at Baltimore	9/15	11
	10/20	at N.Y. Giants		at New Orleans	10/27	
7	10/6	at Cincinnati	Rushing Average Yards	at Baltimore	9/15	1.8
3	10/20	at N.Y. Giants	Rushing Touchdowns	vs. Detroit	9/8	0
				vs. Carolina	9/22	
				at New Orleans	10/27	
				at Tampa Bay	11/10	
				vs. Pittsburgh	12/8	
342	11/10	at Tampa Bay	Total Net Yards Passing	at N.Y. Giants	10/20	89
54	9/8	vs. Detroit	Passing Attempts	at N.Y. Giants	10/20	21
30	9/22	vs. Carolina	Passing Completions	at N.Y. Giants	10/20	14
3	10/13	vs. Atlanta	Passing Touchdowns	at Baltimore	9/15	0
	11/10	at Tampa Bay		vs. Seattle	9/29	
				at Cincinnati	10/6	
				at N.Y. Giants	10/20	
				at New Orleans	10/27	
				vs. L.A. Rams	12/1	
9.2	10/13	vs. Atlanta	Passing Yards Average	vs. Carolina	9/22	2.5
3	12/8	vs. Pittsburgh	Passes Thrown for Interception	at Baltimore	9/15	0
				at Cincinnati	10/6	
				vs. Atlanta	10/13	
				at N.Y. Giants	10/20	
				at New Orleans	10/27	
				vs. San Francisco	10/31	
				at San Francisco	11/17	
8	9/22	vs. Carolina	Times Sacked	vs. Atlanta	10/13	0
46	9/22	vs. Carolina	Sack Yards Lost	vs. Atlanta	10/13	0
8	9/22	vs. Carolina	QB Sacks	vs. Atlanta	10/13	0
8	9/8	vs. Detroit	Total Punts	vs. Seattle	9/29	3
				at Cincinnati	10/6	
				vs. Atlanta	10/13	
				at Tampa Bay	11/10	
				vs. Pittsburgh	12/8	
380	9/8	vs. Detroit	Total Punt Yards	vs. Seattle	9/29	141
55	12/8	vs. Pittsburgh	Punt Gross Average Yards	at N.Y. Giants	10/20	33.8
49.7	11/10	at Tampa Bay	Punt Net Average Yards	at N.Y. Giants	10/20	22
3	9/8	vs. Detroit	Punt Returns	at San Francisco	11/17	0
	10/31	vs. San Francisco				
29	12/8	vs. Pittsburgh	Punt Return Yards	at Baltimore	9/15	0
				at San Francisco	11/17	
29.0	12/8	vs. Pittsburgh	Punt Return Yards Average	at Baltimore	9/15	0.0
				at San Francisco	11/17	
4	9/8	vs. Detroit	Kickoff Returns	vs. Seattle	9/29	0
	9/15	at Baltimore		vs. L.A. Rams	12/1	
86	9/8	vs. Detroit	Kickoff Return Yards	vs. Seattle	9/29	0
				at N.Y. Giants	10/20	
				vs. L.A. Rams	12/1	
12	10/6	at Cincinnati	Total Penalties	vs. L.A. Rams	12/1	2
104	11/17	at San Francisco	Penalty Yards	vs. L.A. Rams	12/1	7

# CARDINALS HIGHS AND LOWS



2	11/17	at San Francisco	<b>Total Fumbles</b>	vs. Detroit vs. Carolina vs. Seattle at Cincinnati vs. Atlanta at N.Y. Giants vs. San Francisco vs. L.A. Rams	9/8 9/22 9/29 10/6 10/13 10/20 10/31 12/1	0
2	11/17	at San Francisco	<b>Fumbles Lost</b>	vs. Detroit at Baltimore vs. Carolina vs. Seattle at Cincinnati vs. Atlanta at N.Y. Giants at New Orleans vs. San Francisco vs. L.A. Rams vs. Pittsburgh at New Orleans	9/8 9/15 9/22 9/29 10/6 10/13 10/20 10/27 10/31 12/1 12/8 10/27	0
31:44	9/22	vs. Carolina	<b>Time of Possession</b>			22:01





## DEFENSIVE

HIGH	DATE	OPPONENT		OPPONENT	DATE	LOW
38	9/22	vs. Carolina	Points	at N.Y. Giants	10/20	21
5	9/22	vs. Carolina	Total Touchdowns	at Baltimore	9/15	2
	11/17	at San Francisco		at Cincinnati	10/6	
80	9/8	vs. Detroit	Total Plays	vs. Pittsburgh	12/8	57
549	12/1	vs. L.A. Rams	Total Net Yards	vs. Pittsburgh	12/8	
31	10/13	vs. Atlanta	Total First Downs	at N.Y. Giants	10/20	263
9	9/15	at Baltimore	First Downs Rushing	vs. Pittsburgh	12/8	20
	9/29	vs. Seattle		at San Francisco	11/17	1
20	10/13	vs. Atlanta	First Downs Passing	vs. Seattle	9/29	10
	10/27	at New Orleans		vs. Pittsburgh	12/8	
	11/17	at San Francisco				
	12/1	vs. L.A. Rams				
5	11/17	at San Francisco	First Down Penalties	at New Orleans	10/27	0
64.7%	10/31	vs. San Francisco	Third Down Efficiency	vs. Detroit	9/8	33.3%
7.2	12/1	vs. L.A. Rams	Average Yards Per Play	at N.Y. Giants	10/20	4
182	9/15	at Baltimore	Total Net Yards Rushing	at N.Y. Giants	10/20	
35	12/8	vs. Pittsburgh	Rushing Attempts	at San Francisco	11/17	34
5.6	9/22	vs. Carolina	Rushing Average Yards	at San Francisco	11/17	19
2	11/10	at Tampa Bay	Rushing Touchdowns	at San Francisco	11/17	1.8
				vs. Detroit	9/8	0
				at Baltimore	9/15	
				at Cincinnati	10/6	
				vs. Atlanta	10/13	
				vs. San Francisco	10/31	
				at San Francisco	11/17	
				vs. Pittsburgh	12/8	
417	12/1	vs. L.A. Rams	Total Net Yards Passing	vs. Pittsburgh	12/8	135
48	11/10	at Tampa Bay	Passing Attempts	vs. Pittsburgh	12/8	19
34	10/27	at New Orleans	Passing Completions	vs. Pittsburgh	12/8	16
	11/17	at San Francisco				
4	9/22	vs. Carolina	Passing Touchdowns	vs. Seattle	9/29	1
	10/13	vs. Atlanta		at N.Y. Giants	10/20	
	10/31	vs. San Francisco		at Tampa Bay	11/10	
	11/17	at San Francisco		vs. Pittsburgh	12/8	
9.1	12/1	vs. L.A. Rams	Passing Yards Average	at N.Y. Giants	10/20	3.6
2	11/10	at Tampa Bay	Passes Thrown for Interception	vs. Detroit	9/8	0
	11/17	at San Francisco		at Baltimore	9/15	
				vs. Carolina	9/22	
				vs. Seattle	9/29	
				at Cincinnati	10/6	
				vs. Atlanta	10/13	
				vs. San Francisco	10/31	
				vs. L.A. Rams	12/1	
				vs. Pittsburgh	12/8	
8	10/20	at N.Y. Giants	Times Sacked	at New Orleans	10/27	0
67	10/20	at N.Y. Giants	Sack Yards Lost	at Cincinnati	10/6	0
				at New Orleans	10/27	
8	10/20	at N.Y. Giants	QB Sacks	at New Orleans	10/27	0
8	9/8	vs. Detroit	Total Punts	at New Orleans	10/27	2
				at San Francisco	11/17	
				vs. Pittsburgh	12/8	
314	9/8	vs. Detroit	Total Punt Yards	at New Orleans	10/27	88
50.5	11/17	at San Francisco	Punt Gross Average Yards	at N.Y. Giants	10/20	37.3
50.5	11/17	at San Francisco	Punt Net Average Yards	vs. Pittsburgh	12/8	33.5
5	9/8	vs. Detroit	Punt Returns	vs. Carolina	9/22	1
				at N.Y. Giants	10/20	
				vs. L.A. Rams	12/1	
87	12/8	vs. Pittsburgh	Punt Return Yards	vs. Seattle	9/29	-3
43.5	12/8	vs. Pittsburgh	Punt Return Yards Average	vs. Seattle	9/29	-1.5
4	10/20	at N.Y. Giants	Kickoff Returns	at New Orleans	10/27	0
	10/31	vs. San Francisco				
97	10/6	at Cincinnati	Kickoff Return Yards	at New Orleans	10/27	0
10	9/15	at Baltimore	Total Penalties	at New Orleans	10/27	2
	11/17	at San Francisco				
127	11/17	at San Francisco	Penalty Yards	at New Orleans	10/27	15

# CARDINALS HIGHS AND LOWS



3	9/8 9/29 10/20 12/8	vs. Detroit vs. Seattle at N.Y. Giants vs. Pittsburgh	Total Fumbles	at New Orleans vs. San Francisco at San Francisco vs. L.A. Rams	10/27 10/31 11/17 12/1	0
2	9/8 10/20 12/8	vs. Detroit at N.Y. Giants vs. Pittsburgh	Fumbles Lost	at Baltimore vs. Seattle at Cincinnati vs. Atlanta at New Orleans vs. San Francisco at San Francisco vs. L.A. Rams	9/15 9/29 10/6 10/13 10/27 10/31 11/17 12/1	0
39:23	9/8	vs. Detroit	Time of Possession	vs. Carolina	9/22	28:16



2019 REGULAR SEASON CARDINALS INDIVIDUAL SINGLE-GAME HIGHS			OPPONENT	DATE
Passes Attempted	54	Kyler Murray	vs. Lions	9/8
Passes Completed	30	Kyler Murray	vs. Panthers	9/22
Passing Yards	349	Kyler Murray	at Ravens	9/15
Touchdown Passes	3	Kyler Murray	at Buccaneers	11/10
		Kyler Murray	vs. Falcons	10/13
Pass Receptions	10	Christian Kirk	vs. Panthers	9/22
Receiving Yards	138	Christian Kirk	at Buccaneers	11/10
Touchdown Receptions	3	Christian Kirk	at Buccaneers	11/10
Rushing Attempts	27	Chase Edmonds	at Giants	10/20
Rushing Touchdowns	3	Chase Edmonds	at Giants	10/20
Yards From Scrimmage	162	Kenyan Drake	vs. 49ers	10/31
Combined Net Yards	162	Kenyan Drake	vs. 49ers	10/31
Interceptions Made	1	Jordan Hicks	at 49ers	11/17
		Jalen Thompson	at 49ers	11/17
		Jordan Hicks	at Buccaneers	11/10
		Byron Murphy Jr.	at Buccaneers	11/10
		Patrick Peterson	at Saints	10/27
		Jordan Hicks	at Giants	10/20
INT Return Yards	48	Jordan Hicks	at 49ers	11/17
Sacks	4.0	Chandler Jones	at Giants	10/20
Punts	8	Andy Lee	vs. Lions	9/8
Punt Returns	3	Pharoh Cooper	vs. 49ers	10/31
		Christian Kirk	vs. Lions	9/8
Punt Return Yards	29	Pharoh Cooper	vs. Steelers	12/8
Kickoff Returns	4	Damiere Byrd	at Ravens	9/15
		Andy Isabella	vs. Lions	9/8
Kickoff Return Yards	86	Andy Isabella	vs. Lions	9/8
Field Goals Attempted	5	Zane Gonzalez	at Bengals	10/6
Field Goals Made	4	Zane Gonzalez	at Bengals	10/6
		Zane Gonzalez	vs. Lions	9/8

2019 REGULAR SEASON ARIZONA CARDINALS LONGEST PLAYS			OPPONENT	DATE
Run From Scrimmage	37	Chase Edmonds	at Bengals	10/6
Touchdown Run	37	Chase Edmonds	at Bengals	10/6
Pass Reception	88	Andy Isabella	vs. 49ers	10/31
Touchdown Reception	88	Andy Isabella	vs. 49ers	10/31
Interception Return	48	Jordan Hicks	at 49ers	11/17
Punt Return	29	Pharoh Cooper	vs. Steelers	12/8
Kickoff Return	39	Pharoh Cooper	at Saints	10/27
Punt	64	Andy Lee	vs. 49ers	10/31
Field Goal	54	Zane Gonzalez	at Buccaneers	11/10





## 2019 REGULAR SEASON OPPONENTS INDIVIDUAL SINGLE-GAME HIGHS

			OPPONENT	DATE
Passes Attempted	48	Jameis Winston	at Buccaneers	11/10
Passes Completed	34	Jimmy Garoppolo	at 49ers	11/17
		Drew Brees	at Saints	10/27
Passing Yards	424	Jared Goff	vs. Rams	12/1
		Jimmy Garoppolo	at 49ers	11/17
Touchdown Passes	4	Jimmy Garoppolo	at 49ers	11/17
		Jimmy Garoppolo	vs. 49ers	10/31
		Matt Ryan	vs. Falcons	10/13
		Kyle Allen	vs. Panthers	9/22
Pass Receptions	13	Robert Woods	vs. Rams	12/1
Receiving Yards	172	Robert Woods	vs. Rams	12/1
Touchdown Receptions	2	Ross Dwelley	at 49ers	11/17
		Devonta Freeman	vs. Falcons	10/13
		Greg Olsen	vs. Panthers	9/22
Rushing Yards	153	Christian McCaffrey	vs. Panthers	9/22
Rushing Attempts	24	Christian McCaffrey	vs. Panthers	9/22
Rushing Touchdowns	1	Todd Gurley II	vs. Rams	12/1
		Peyton Barber	at Buccaneers	11/10
		Ronald Jones II	at Buccaneers	11/10
		Latavius Murray	at Saints	10/27
		Saquon Barkley	at Giants	10/20
		C.J. Prosise	vs. Seahawks	9/29
		Christian McCaffrey	vs. Panthers	9/22
Yards From Scrimmage	188	Christian McCaffrey	vs. Panthers	9/22
Combined Net Yards	188	Christian McCaffrey	vs. Panthers	9/22
Interceptions Made	2	Joe Haden	vs. Steelers	12/8
		Donte Jackson	vs. Panthers	9/22
INT Return Yards	31	Taylor Rapp	vs. Rams	12/1
Sacks	3.0	Mario Addison	vs. Panthers	9/22
		Devon Kennard	vs. Lions	9/8
Punts	8	Sam Martin	vs. Lions	9/8
Punt Returns	5	Jamal Agnew	vs. Lions	9/8
Punt Return Yards	87	Diontae Johnson	vs. Steelers	12/8
Kickoff Returns	4	Richie James Jr.	vs. 49ers	10/31
		Darius Slayton	at Giants	10/20
Kickoff Return Yards	97	Brandon Wilson	at Bengals	10/6
Field Goals Attempted	3	Chris Boswell	vs. Steelers	12/8
		Greg Zuerlein	vs. Rams	12/1
		Matt Gay	at Buccaneers	11/10
		Randy Bullock	at Bengals	10/6
		Justin Tucker	at Ravens	9/15
Field Goals Made	3	Chris Boswell	vs. Steelers	12/8
		Matt Gay	at Buccaneers	11/10
		Randy Bullock	at Bengals	10/6
		Justin Tucker	at Ravens	9/15

## 2019 REGULAR SEASON OPPONENTS LONGEST PLAYS

			OPPONENT	DATE
Run From Scrimmage	76	Christian McCaffrey	vs. Panthers	9/22
Touchdown Run	76	Christian McCaffrey	vs. Panthers	9/22
Pass Reception	57	Richie James Jr.	at 49ers	11/17
Touchdown Reception	52	D.J. Moore	vs. Panthers	9/22
Interception Return	31	Taylor Rapp	vs. Rams	12/1
Punt Return	85	Diontae Johnson	vs. Steelers	12/8
Kickoff Return	52	Brandon Wilson	at Bengals	10/6
Punt	69	Jordan Berry	vs. Steelers	12/8
Field Goal	55	Matt Prater	vs. Lions	9/8



DATE	POS.	NAME	TRANSACTION
12/10	DL	Rodney Gunter	Placed on injured reserve (toe)
12/10	DL	Caraun Reid	Re-signed
12/7	CB	Jalen Davis	Elevated to the active roster from the practice squad
12/7	DL	Caraun Reid	Released
12/5	TE	Dan Arnold	Awarded waiver claim (New Orleans)
12/5	DL	Jonathan Bullard	Placed on injured reserve (hamstring)
12/4	QB	Drew Anderson	Signed to the practice squad
12/4	WR	Saeed Blacknall	Signed to the practice squad
12/4	LB	Kylie Fitts	Elevated to the active roster from the practice squad
12/4	DL	Lyndon Johnson	Signed to the practice squad
12/4	DL	Caraun Reid	Signed
12/4	LB	Pete Robertson	Released
12/4	LB	Tanner Vallejo	Elevated to the active roster from the practice squad
12/2	CB	Tramaine Brock Sr.	Released
12/2	RB	Zach Zenner	Released
11/20	OL	Ian Silberman	Released from the practice squad
11/20	LB	Tanner Vallejo	Signed to the practice squad
11/16	TE	Maxx Williams	Signed a two-year extension
11/13	DL	Zach Allen	Placed on injured reserve (neck)
11/13	DL	Miles Brown	Elevated to the active roster from the practice squad
11/13	LB	Vontarrius Dora	Re-signed to the practice squad
11/13	CB	Sojourn Shelton	Signed to the practice squad
11/13	OL	Ian Silberman	Signed to the practice squad
11/8	CB	Chris Jones	Elevated to the active roster from the practice squad
11/8	LB	Brooks Reed	Placed on injured reserve (hamstring)
11/8	LB	Pete Robertson	Elevated to the active roster from the practice squad
11/6	LB	Zach Brown	Released
11/6	OL	Max Garcia	Activated from the Reserve/Physically Unable to Perform (PUP) list
11/6	DL	Clinton McDonald	Placed on injured reserve (neck)
11/1	LB	Zach Brown	Signed
11/1	RB	Alfred Morris	Released
10/28	RB	D.J. Foster	Placed on injured reserve (hamstring)
10/28	RB	Kenyan Drake	Acquired from Miami in exchange for a conditional pick in the 2020 NFL Draft
10/23	RB	Alfred Morris	Signed
10/23	CB	Trevor Williams	Released
10/23	RB	Zach Zenner	Signed
10/22	LB	Ramik Wilson	Released
10/19	CB	Patrick Peterson	Activated to the 53-man roster
10/19	OL	Brett Toth	Placed on the non-football injury (NFI) list (illness)
10/11	CB	Andre Chachere	Released from the practice squad
10/11	CB	Chris Jones	Re-signed to the practice squad
10/9	CB	Chris Jones	Released
10/9	LB	Ramik Wilson	Signed
10/8	RB	Justin Davis	Re-signed to the practice squad
10/8	CB	Trevor Williams	Awarded waiver claim (LA Chargers)
10/8	P	Ryan Winslow	Released
10/5	TE	Darrell Daniels	Elevated to the active roster from the practice squad
10/5	OL	Jordan Mills	Placed on injured reserve (knee)
10/3	DL	Miles Brown	Signed to the practice squad
10/3	RB	Justin Davis	Released from the practice squad
10/2	DL	Zach Kerr	Signed
10/1	DL	Miles Brown	Released
10/1	WR	Pharoh Cooper	Re-signed
10/1	TE	Darrell Daniels	Re-signed to the practice squad
9/30	WR	Johnnie Dixon	Placed on the practice squad injured reserve list
9/30	WR	A.J. Richardson	Signed to the practice squad
9/30	S	D.J. Swearingen Sr.	Released
9/28	TE	Darrell Daniels	Release
9/28	P	Ryan Winslow	Elevated to the active roster from the practice squad
9/25	S	Chris Banjo	Signed
9/24	P	Ryan Winslow	Signed to the practice squad
9/23	WR	Michael Crabtree	Released
9/21	TE	Darrell Daniels	Elevated to the active roster from the practice squad
9/21	OL	Jeremy Vujnovich	Released
9/11	CB	Andre Chachere	Signed to the practice squad
9/11	TE	Darrell Daniels	Signed to the practice squad
9/10	OL	Marcus Gilbert	Placed on injured reserve (knee)
9/10	OL	Jordan Mills	Signed
9/10	LB	Dante Booker	Released from the practice squad
9/9	TE	Darrell Daniels	Released
9/9	OL	Jeremy Vujnovich	Re-signed
9/7	TE	Darrell Daniels	Elevated to the active roster from the practice squad
9/7	OL	Jeremy Vujnovich	Released
9/3	CB	Jalen Davis	Signed to the practice squad
9/3	RB	Justin Davis	Signed to the practice squad
9/3	WR	Johnnie Dixon	Signed to the practice squad
9/3	LB	Kylie Fitts	Signed to the practice squad
9/3	LB	Pete Robertson	Signed to the practice squad
9/3	QB	Kyle Slotter	Signed to the practice squad
9/3	CB	Nate Brooks	Released from the practice squad
9/3	LB	Vontarrius Dora	Released from the practice squad
9/2	OL	Sam Jones	Signed to the practice squad

9/2	QB	Drew Anderson	Released from the practice squad
9/2	WR	A.J. Richardson	Released from the practice squad
9/1	LB	Cassius Marsh Sr.	Signed to a one-year contract
9/1	CB	Robert Alford	Placed on injured reserve (leg)
9/1	QB	Drew Anderson	Signed to the practice squad
9/1	LB	Dante Booker	Signed to the practice squad
9/1	CB	Nate Brooks	Signed to the practice squad
9/1	TE	Darrell Daniels	Signed to the practice squad
9/1	LB	Vontarrius Dora	Signed to the practice squad
9/1	WR	A.J. Richardson	Signed to the practice squad
9/1	TE	Caleb Wilson	Signed to the practice squad
9/1	DL	Jonathan Bullard	Awarded waiver claim (Chicago)
9/1	OL	Justin Murray	Awarded waiver claim (Oakland)
9/1	CB	Kevin Peterson	Awarded waiver claim (LA Rams)
9/1	OL	Brett Toth	Awarded waiver claim (Philadelphia)
9/1	S	Charles Washington	Awarded waiver claim (Detroit)
9/1	RB	T.J. Logan	Released
9/1	LB	Pete Robertson	Released
9/1	LB	Tanner Vallejo	Released
8/31	RB	Wes Hills	Reached an injury settlement
8/31	OL	Rees Odhiambo	Waived/injured (chest)
8/31	OL	William Sweet	Waived/injured (foot)
8/31	LB	Pita Taumoepeu	Waived/injured (hamstring)
8/31	CB	Brandon Williams	Waived/injured (shoulder)
8/31	OL	Max Garcia	Placed on the Reserve/Physically Unable to Perform (PUP) list
8/31	DL	Siupeli Anau	Released
8/31	QB	Drew Anderson	Released
8/31	DL	Sterling Bailey	Released
8/31	TE	Drew Belcher	Released
8/31	LB	Dante Booker	Released
8/31	CB	Nate Brooks	Released
8/31	WR	Pharoh Cooper	Released
8/31	TE	Darrell Daniels	Released
8/31	LB	Vontarrius Dora	Released
8/31	OL	Parker Ehinger	Released
8/31	OL	Colby Gossett	Released
8/31	DL	Bruce Hector	Released
8/31	QB	Charles Kanoff	Released
8/31	OL	Patrick Lawrence	Released
8/31	LB	Cameron Malveaux	Released
8/31	CB	Deatrick Nichols	Released
8/31	OL	Jacob Ohnesorge	Released
8/31	S	Jonathan Owens	Released
8/31	WR	A.J. Richardson	Released
8/31	TE	Ricky Seals-Jones	Released
8/31	OL	Coleman Shelton	Released
8/31	S	Tyler Sigler	Released
8/31	RB	Dontae Strickland	Released
8/31	DL	Pasoni Tasini	Released
8/31	WR	Chad Williams	Released
8/31	TE	Caleb Wilson	Released
8/31	P	Ryan Winslow	Released
8/31	WR	Isaac Zico	Released
8/29	OL	Korey Cunningham	Traded to New England for a sixth-round pick in the 2020 NFL Draft
8/27	DL	Terrell McClain	Released
8/27	OL	Jacob Ohnesorge	Signed
8/25	LB	Andre Branch	Released
8/25	WR	Hakeem Butler	Placed on injured reserve (hand)
8/25	LB	Jeff Holland	Released
8/25	LB	Hayes Pullard	Released
8/25	DB	Josh Shaw	Placed on injured reserve (shoulder)
8/22	S	Rudy Ford	Traded to Philadelphia for DL Bruce Hector
8/22	DL	Bruce Hector	Acquired from Philadelphia in exchange for S Rudy Ford
8/21	WR	Michael Crabtree	Agreed to terms on a one-year contract
8/21	WR	Kevin White	Released
8/12	LB	Jeff Holland	Awarded waiver claim (Denver)
8/11	TE	Charles Clay	Activated off PUP
8/11	DL	Pasoni Tasini	Re-signed
8/11	CB	Brandon Williams	Activated off PUP
8/10	DL	Darius Philon	Released
8/8	DL	Vincent Valentine	Waived/Injured
8/2	OL	Tariq Cole	Released
8/2	OL	Parker Ehinger	Signed
8/2	LB	Hayes Pullard	Signed
8/2	RB	Xavier Turner	Released
8/2	WR	Isaac Zico	Signed
8/2	OL	Patrick Lawrence	Signed
7/30	LB	Dante Booker	Activated off PUP
7/30	LB	Andre Branch	Signed to a one-year contract
7/28	LB	Matt Longacre	Released
7/27	DL	Robert Nkemdiche	Released
7/27	LB	Brooks Reed	Activated off PUP
7/24	LB	Matt Longacre	Signed to a one-year contract



7/20	DL	Sterling Bailey	Signed
7/20	LB	Dante Booker	Placed on PUP (back)
7/20	TE	Charles Clay	Placed on PUP (knee)
7/20	OL	Max Garcia	Placed on PUP (knee)
7/20	OL	Will Holden	Released
7/20	DL	Robert Nkemdiche	Placed on PUP (knee)
7/20	LB	Brooks Reed	Placed on PUP (hip)
7/20	OL	Immanuel Turner	Released
7/20	CB	Brandon Williams	Placed on PUP (back)
7/17	OL	Desmond Harrison	Released
7/17	S	Jalen Thompson	Signed (Supplemental Draft, 5th round) to a four-year contract
6/13	CB	David Amerson	Released
6/6	OL	Desmond Harrison	Awarded waiver claim (Cleveland)
6/6	OL	Andrew Lauderdale	Released
5/29	LB	James Folston, Jr.	Released
5/29	LB	Pita Taumoepeenu	Awarded waiver claim (San Francisco)
5/22	WR	Malachi Dupre	Released
5/22	DL	Terrell McClain	Signed
5/13	TE	Jerome Washington	Released
5/13	CB	Ryan Pulley	Released
5/13	RB	Dontae Strickland	Signed
5/13	S	Tyler Sigler	Signed
5/10	RB	Brandon Wilds	Released
5/10	OL	Brant Weiss	Released
5/10	WR	Jalen Tolliver	Released
5/10	DL	Pasoni Tasini	Released
5/10	CB	Jonathan Moxey	Released
5/10	WR	Bryant Mitchell	Released
5/10	OL	Will House	Released
5/10	OL	Justin Evans	Released
5/10	OL	Zack Golditch	Released
5/10	CB	Nate Brooks	Signed
5/10	RB	Wes Hills	Signed
5/10	DL	Michael Dogbe	Signed (7th round) to a four-year contract
5/10	OL	Lamont Gaillard	Signed (6th round) to a four-year contract
5/10	S	Deionte Thompson	Signed (5th round) to a four-year contract
5/10	WR	Hakeem Butler	Signed (4th round) to a four-year contract
5/10	WR	Andy Isabella	Signed (2nd round) to a four-year contract
5/9	TE	Caleb Wilson	Signed (7th round) to a four-year contract
5/9	OL	Josh Miles	Signed (7th round) to a four-year contract
5/9	WR	KeeSean Johnson	Signed (6th round) to a four-year contract
5/9	DL	Zach Allen	Signed (3rd round) to a four-year contract
5/9	CB	Byron Murphy Jr.	Signed (2nd round) to a four-year contract
5/9	QB	Kyler Murray	Signed (1st round) to a four-year contract
5/3	TE	Maxx Williams	Signed to a one-year contract
5/2	K	Cole Murphy	Released
5/2	P	Ryan Winslow	Signed
4/29	QB	Drew Anderson	Agreed to terms as a rookie free agent
4/29	TE	Drew Belcher	Agreed to terms as a rookie free agent
4/29	LB	Dante Booker	Agreed to terms as a rookie free agent
4/29	DL	Miles Brown	Agreed to terms as a rookie free agent
4/29	OL	Tariq Cole	Agreed to terms as a rookie free agent
4/29	LB	James Folston, Jr.	Agreed to terms as a rookie free agent
4/29	CB	Ryan Pulley	Agreed to terms as a rookie free agent
4/29	WR	A.J. Richardson	Agreed to terms as a rookie free agent
4/29	OL	William Sweet	Agreed to terms as a rookie free agent
4/29	DL	Immanuel Turner	Agreed to terms as a rookie free agent
4/29	RB	Xavier Turner	Agreed to terms as a rookie free agent
4/29	TE	Jerome Washington	Agreed to terms as a rookie free agent
4/26	QB	Josh Rosen	Traded to Miami for a second-round selection (#62) in the 2019 NFL Draft and a fifth-round pick in the 2020 NFL Draft

4/16	OL	Brant Weiss	Signed to a one-year contract
4/15	OL	Jeremiah Poutasi	Released
4/8	TE	Darrell Daniels	Signed his one-year contract for the 2019 season
4/8	OL	Andrew Lauderdale	Signed
4/8	OL	Jeremiah Poutasi	Signed
4/8	OL	Jeremy Vujnovich	Signed his one-year contract for the 2019 season
4/8	DL	Rodney Gunter	Re-signed to a one-year contract
4/2	CB	Tramaine Brock Sr.	Signed to a one-year contract
3/26	WR	Damiere Byrd	Signed to a one-year contract
3/21	TE	Ricky Seals-Jones	Signed his one-year contract for the 2019 season
3/21	DL	Darius Philon	Signed to a two-year contract
3/18	DB	Josh Shaw	Signed to a one-year contract
3/16	OL	Max Garcia	Signed to a one-year contract
3/15	WR	Kevin White	Signed to a one-year contract
3/15	OL	J.R. Sweezy	Signed to a two-year contract
3/15	LB	Jordan Hicks	Signed to a four-year contract
3/14	QB	Brett Hundley	Agreed to terms on a one-year contract
3/14	LB	Terrell Suggs	Agreed to terms on a one-year contract
3/13	K	Cole Murphy	Signed
3/13	TE	Jermaine Gresham	Released
3/13	OL	Marcus Gilbert	Acquired from Pittsburgh in exchange for a sixth-round pick (#207) in the 2019 NFL Draft
3/8	OL	Jeremy Vujnovich	Tendered contract to exclusive rights free agent
3/8	TE	Ricky Seals-Jones	Tendered contract to exclusive rights free agent
3/8	TE	Darrell Daniels	Tendered contract to exclusive rights free agent
3/8	RB	D.J. Foster	Re-signed to a one-year contract
3/8	QB	Mike Glennon	Released
3/8	S	Antoine Bethea	Released
3/6	LB	Josh Byner	Released
2/20	LB	Thurston Armbrister	Released
2/11	TE	Charles Clay	Signed to a one-year contract
2/11		Rusty McKinney	Hired (defensive assistant)
2/11		Don Shumpert	Hired (Bill Bidwill Fellowship/RBs)
2/9	LB	Brooks Reed	Signed to a one-year contract
2/7	CB	Robert Alford	Signed to a three-year contract
2/6		Chris Achuff	Returned to the coaching staff (defensive line)
2/6		Peter Badovinac	Hired (assistant wide receivers)
2/6		Charlie Bullen	Hired (assistant linebackers)
2/6		Rob Grosso	Hired (defensive quality control)
2/6		Randall McCray	Returned to the coaching staff (assistant special teams)
2/6		Buddy Morris	Returned to the coaching staff (strength and conditioning)
2/6		Marcus Robertson	Hired (defensive backs)
2/6		James Saxon	Hired (Running Backs)
2/6		Vernon Stephens	Returned to the coaching staff (assistant strength and conditioning)
2/6		Cam Turner	Returned to the coaching staff (offensive assistant/assistant quarterbacks)
2/6		Spencer Whipple	Hired (offensive quality control)
2/6		Greg Williams	Hired (cornerbacks)
2/5	LB	Tanner Vallejo	Awarded waiver claim (Cleveland)
1/23	WR	Larry Fitzgerald	Re-signed to a one-year contract
1/22		Tom Clements	Hired (pass game coordinator/quarterbacks coach)
1/13		Steve Heiden	Retained (tight ends)
1/13		Sean Kugler	Hired (offensive line)
1/13		Brian Natkin	Hired (assistant offensive line)
1/13		David Raih	Hired (wide receivers)
1/11		Bill Davis	Hired (linebackers)
1/11		Vance Joseph	Hired (defensive coordinator)
1/11		Jeff Rodgers	Retained (special teams coordinator)
1/10	WR	Bryant Mitchell	Signed to a future contract for 2019
1/8		Kliff Kingsbury	Hired as head coach and agreed to terms on a four-year contract with a team option for a fifth year

# CARDINALS PARTICIPATION



2019 REGULAR SEASON ARIZONA CARDINALS PLAYER PARTICIPATION																		
	1	2	3	4	5	6	7	8	9	10	11	12	13	14	15	16	2019	
	DET	@ BAL	CAR	SEA	@ CIN	ATL	@ NYG	@ NO	SF	@ TB	@ SF	LAR	PIT	CLE	@ SEA	@ LAR	GP	GS
PLAYERS	9/8	9/15	9/22	9/29	10/6	10/13	10/20	10/27	10/31	11/10	11/17	12/1	12/8	12/15	12/22	12/29	DNP	IN
Alford, Robert	IR	IR	IR	IR	IR	IR	IR	IR	IR	IR	IR	IR	IR	-	-	-	0	0
Allen, Zach	DE	P	P	P	IAJ	IAJ	IAJ	IAJ	IAJ	IAJ	IR	IR	IR	-	-	-	4	1
Anderson, Drew	-	-	-	-	-	-	-	-	-	-	-	-	PS	-	-	-	0	0
Arnold, Dan	-	-	-	-	-	-	-	-	-	-	-	-	IA	-	-	-	0	0
Baker, Budda	FS	FS	FS	FS	FS	FS	SS	FS	FS	FS	FS	FS	FS	-	-	-	13	13
Barjo, Chris	-	-	-	P	P	P	P	P	P	P	P	P	P	-	-	-	10	0
Blacknall, Saeed	-	-	-	-	-	-	-	-	-	-	-	-	PS	-	-	-	0	0
Booker, Dante	PS	-	-	-	-	-	-	-	-	-	-	-	-	-	-	-	0	0
Brewer, Aaron	P	P	P	P	P	P	P	P	P	P	P	P	P	-	-	-	13	0
Brock Sr., Tramaine	CB	CB	CB	CB	CB	CB	P	P	P	IAJ	IA	DB	-	-	-	-	10	7
Brown, Miles	IA	P	P	P	PS	PS	PS	PS	PS	PS	P	P	P	-	-	-	6	0
Bullard, Jonathan	P	IAJ	IAJ	DE	DE	P	DE	DE	DE	DE	IAJ	P	IR	-	-	-	9	6
Butler, Hakeem	IR	IR	IR	IR	IR	IR	IR	IR	IR	IR	IR	IR	IR	-	-	-	0	0
Byrd, Damiere	WR	WR	WR	IAJ	IAJ	P	P	P	IA	IA	IA	P	P	-	-	-	8	3
Chachere, Andre	-	PS	PS	PS	PS	-	-	-	-	-	-	-	-	-	-	-	0	0
Clay, Charles	P	P	TE	P	TE	P	TE	TE	TE	P	TE	TE	TE	-	-	-	13	8
Cole, Mason	P	P	P	P	P	P	P	P	LG	LG	P	P	P	-	-	-	13	2
Cooper, Pharoh	-	-	-	-	P	WR	P	P	P	P	P	P	P	-	-	-	9	1
Crabtree, Michael	IA	WR	P	-	-	-	-	-	-	-	-	-	-	-	-	-	2	1
Daniels, Darrell	IA	PS	P	-	P	P	P	P	P	P	P	P	P	-	-	-	10	0
Davis, Jalen	PS	PS	PS	PS	PS	PS	PS	PS	PS	PS	PS	PS	IA	-	-	-	0	0
Davis, Justin	PS	PS	PS	PS	-	PS	PS	PS	PS	PS	PS	PS	PS	-	-	-	0	0
Dixon, Johnnie	PS	PS	PS	PS	PS/IR	PS/IR	PS/IR	PS/IR	PS/IR	PS/IR	PS/IR	PS/IR	PS/IR	-	-	-	0	0
Dogbe, Michael	IA	IA	IA	IA	P	P	IA	IA	IA	P	IA	IA	IA	-	-	-	5	0
Dora, Vontarius	-	-	-	-	-	-	-	-	-	-	PS	PS	PS	-	-	-	0	0
Drake, Kenyan	-	-	-	-	-	-	-	-	RB	RB	RB	RB	RB	-	-	-	5	5
Edmonds, Chase	P	P	P	RB	P	P	P	RB	IAJ	IAJ	IAJ	P	P	-	-	-	10	2
Fitts, Kylie	PS	PS	PS	PS	PS	PS	PS	PS	PS	PS	PS	PS	IA	-	-	-	0	0
Fitzgerald, Larry	WR	WR	WR	WR	WR	WR	WR	WR	WR	WR	WR	WR	WR	-	-	-	13	13
Foster, D.J.	P	P	P	P	P	P	IAJ	IAJ	IR	IR	IR	IR	IR	-	-	-	6	0
Gaillard, Lamont	IAJ	IAJ	IAJ	IAJ	DNP	IA	IA	IA	DNP	IA	IA	IA	IA	-	-	-	0	0
Garcia, Max	PUP	PUP	PUP	PUP	PUP	PUP	PUP	PUP	PUP	P	P	P	P	-	-	-	4	0
Gardeck, Dennis	P	P	P	P	IAJ	IAJ	P	P	P	P	P	P	P	-	-	-	11	0
Gilbert, Marcus	IAJ	IR	IR	IR	IR	IR	IR	IR	IR	IR	IR	IR	IR	-	-	-	0	0
Gonzalez, Zane	P	P	P	P	P	P	P	P	P	P	P	P	P	-	-	-	13	0
Gunter, Rodney	DE	DE	DE	DE	DE	DE	DE	DE	DE	DE	DE	DE	DE	-	-	-	13	13
Hicks, Jordan	ILB	ILB	ILB	ILB	ILB	ILB	ILB	ILB	ILB	ILB	ILB	ILB	ILB	-	-	-	13	13
Humphries, D.J.	LT	LT	LT	LT	LT	LT	LT	LT	LT	LT	LT	LT	LT	-	-	-	13	13
Hundley, Brett	DNP	DNP	DNP	DNP	DNP	DNP	DNP	DNP	DNP	DNP	DNP	DNP	DNP	-	-	-	1	0
Isabella, Andy	P	IA	P	P	P	P	WR	P	P	P	P	P	P	-	-	-	12	1
Johnson, David	RB	RB	RB	RB	RB	RB	RB	IAJ	IAJ	RB	P	P	P	-	-	-	11	8
Johnson, KeeSean	WR	P	P	P	WR	WR	P	IA	P	WR	P	IA	IA	-	-	-	10	4
Johnson, Lyndon	-	-	-	-	-	-	-	-	-	-	-	-	PS	-	-	-	0	0
Jones, Chandler	SAM	SAM	SAM	SAM	SAM	SAM	SAM	SAM	SAM	SAM	SAM	SAM	SAM	-	-	-	13	13
Jones, Chris	P	P	DB	P	P	PS	PS	PS	PS	P	P	IA	P	-	-	-	8	1
Jones, Sam	PS	PS	PS	PS	PS	PS	PS	PS	PS	PS	PS	PS	PS	-	-	-	0	0
Kerr, Zach	-	-	-	-	P	P	P	P	P	P	DE	P	DE	-	-	-	9	2
Kirk, Christian	WR	WR	WR	WR	IAJ	IAJ	IAJ	WR	WR	WR	WR	WR	WR	-	-	-	10	10
Lee, Andy	P	P	P	IAJ	P	P	P	P	P	P	P	P	P	-	-	-	12	0
Marsh Sr., Cassius	P	P	P	P	P	P	P	P	P	P	P	P	P	-	-	-	13	0
McDonald, Clinton	P	P	P	P	P	P	P	P	P	IR	IR	IR	IR	-	-	-	9	0
Miles, Josh	P	IA	IA	IA	P	P	P	P	P	P	IA	IA	IA	-	-	-	7	0
Mills, Jordan	-	P	RT	RT	IR	IR	IR	IR	IR	IR	IR	IR	IR	-	-	-	3	2
Morris, Alfred	-	-	-	-	-	-	-	-	IA	P	-	-	-	-	-	-	1	0
Murphy Jr., Byron	CB	CB	CB	CB	CB	CB	CB	CB	CB	CB	CB	CB	CB	-	-	-	13	13
Murray, Justin	RT	RT	P	P	RT	RT	RT	RT	IAJ	IAJ	RT	RT	RT	-	-	-	11	9
Murray, Kyler	QB	QB	QB	QB	QB	QB	QB	QB	QB	QB	QB	QB	QB	-	-	-	13	13
Peters, Corey	NT	NT	NT	NT	NT	NT	NT	NT	NT	NT	NT	NT	NT	-	-	-	13	13
Peterson, Kevin	P	P	P	P	P	DB	P	P	P	P	P	P	CB	-	-	-	13	2
Peterson, Patrick	SUS	SUS	SUS	SUS	SUS	SUS	CB	CB	CB	CB	CB	CB	CB	-	-	-	7	7
Pugh, Justin	LG	LG	LG	LG	LG	LG	LG	LG	RT	RT	LG	LG	LG	-	-	-	13	13
Reddick, Haason	P	ILB	ILB	ILB	ILB	ILB	P	P	P	P	P	P	P	-	-	-	13	5
Reed, Brooks	P	P	P	P	P	P	P	P	P	IR	IR	IR	IR	-	-	-	9	0
Richardson, A.J.	-	-	-	-	PS	PS	PS	PS	PS	PS	PS	PS	PS	-	-	-	0	0
Robertson, Pete	PS	PS	PS	PS	PS	PS	PS	PS	PS	P	IA	-	-	-	-	-	2	0
Shaw, Josh	IR	IR	IR	IR	IR	IR	IR	IR	IR	IR	IR	IR	IR	-	-	-	0	0
Shelton, Sojourn	-	-	-	-	-	-	-	-	-	-	PS	PS	PS	-	-	-	0	0
Sherfield, Trent	P	P	P	P	P	WR	P	P	P	P	P	P	P	-	-	-	13	1
Shipley, A.Q.	C	C	C	C	C	C	C	C	C	C	C	C	C	-	-	-	13	13
Silberman, Ian	-	-	-	-	-	-	-	-	-	-	PS	-	-	-	-	-	0	0
Sloter, Kyle	PS	PS	PS	PS	PS	PS	PS	PS	PS	PS	PS	-	-	-	-	-	0	0
Suggs, Terrell	WILL	WILL	WILL	WILL	WILL	WILL	WILL	WILL	WILL	WILL	WILL	WILL	WILL	-	-	-	13	13
Swearinger Sr., D.J.	SS	SS	SS	SS	-	-	-	-	-	-	-	-	-	-	-	-	4	4
Sweet, William	IR	IR	IR	IR	IR	IR	IR	IR	IR	IR	IR	IR	IR	-	-	-	0	0
Sweezy, J.R.	RG	RG	RG	RG	RG	RG	RG	RG	RG	RG	RG	RG	RG	-	-	-	13	13
Taumoepenu, Pita	IR	-	-	-	-	-	-	-	-	-	-	-	-	-	-	-	0	0
Thompson, Deionte	P	DB	P	P	P	SS	P	P	P	IAJ	P	P	IA	-	-	-	11	2
Thompson, Jalen	P	P	IA	P	FS	P	FS	SS	FS	SS	SS	SS	SS	-	-	-	12	7
Toth, Brett	IA	IA	IA	IA	IA	IA	NFIN	NFIN	NFIN	NFIN	NFIN	NFIN	NFIN	-	-	-	0	0
Turner, Ezekiel	P	P	IAJ	P	IAJ	IAJ	IAJ	IAJ	P	P	P	P	P	-	-	-	9	0
Vallejo, Tanner	-	-	-	-	-	-	-	-	-	-	-	PS	P	-	-	-	1	0
Vujnovich, Jeremy	-	IA	-	-	-	-	-	-	-	-	-	-	-	-	-	-	0	0
Walker, Joe	ILB	P	P	P	P	P	ILB	ILB	ILB	ILB	ILB	ILB	ILB	-	-	-	13	8
Washington, Charles	P	P	P	IAJ	IAJ	IAJ	P	P	IA	P	P	P	P	-	-	-	9	0
Williams, Brandon	IR	IR	IR	IR	IR	IR	IR	IR	IR	IR	IR	IR	IR	-	-	-	0	0
Williams, Maxx	P	P	P	TE	TE	P	TE	TE	TE	P	TE	TE	TE	-	-	-	13	8
Williams, Trevor	-	-	-	-	-	P	P	-	-	-	-	-	-	-	-	-	2	0
Wilson, Caleb	PS	PS	PS	PS	PS	PS	PS	PS	PS	PS	PS	PS	PS	-	-	-	0	0
Wilson, Ramik	-	-	-	-	-	P	IA	-	-	-	-	-	-	-	-	-	1	0
Winslow, Ryan	-	-	-	P	P	-	-	-	-	-	-	-	-	-	-	-	2	0
Zenner, Zach	-	-	-	-	-	-	-	P	P	P	IA	IA	-	-	-	-	3	0

**LEGEND:** Position=Started, P=Played, IA=On Inactive List, IAJ=Inactive/Injured, DNP=Did Not Play, IR=Injured Reserve, PS=Practice Squad, SUS=Reserve/Suspension, PUP=Reserved/Physically Unable to Perform, PS/IR=Practice Squad/Injured Reserve, NFIN=Non-Football Injury, -=With Other Team/Not on Roster



# CARDINALS STARTERS AND INACTIVES



OFFENSE										
DATE	OPPONENT	WR	LT	LG	C	RG	RT	TE	QB	RB
9/8	Detroit	L. Fitzgerald/ C. Kirk/ D. Byrd/ K. Johnson	D. Humphries	J. Pugh	A. Shipley	J. Sweezy	J. Murray	--	K. Murray	D. Johnson
9/15	at Baltimore	L. Fitzgerald/ M. Crabtree/ C. Kirk/ D. Byrd	D. Humphries	J. Pugh	A. Shipley	J. Sweezy	J. Murray	--	K. Murray	D. Johnson
9/22	Carolina	L. Fitzgerald/ C. Kirk/ D. Byrd	D. Humphries	J. Pugh	A. Shipley	J. Sweezy	J. Mills	C. Clay	K. Murray	D. Johnson
9/29	Seattle	L. Fitzgerald/ C. Kirk	D. Humphries	J. Pugh	A. Shipley	J. Sweezy	J. Mills	M. Williams	K. Murray	D. Johnson/ C. Edmonds
10/6	at Cincinnati	L. Fitzgerald/ K. Johnson	D. Humphries	J. Pugh	A. Shipley	J. Sweezy	J. Murray	C. Clay/ M. Williams	K. Murray	D. Johnson
10/13	Atlanta	L. Fitzgerald/ T. Sherfield/ P. Cooper/ K. Johnson	D. Humphries	J. Pugh	A. Shipley	J. Sweezy	J. Murray	--	K. Murray	D. Johnson
10/20	at N.Y. Giants	L. Fitzgerald/ A. Isabella	D. Humphries	J. Pugh	A. Shipley	J. Sweezy	J. Murray	C. Clay/ M. Williams	K. Murray	D. Johnson
10/27	at New Orleans	L. Fitzgerald/ C. Kirk	D. Humphries	J. Pugh	A. Shipley	J. Sweezy	J. Murray	C. Clay/ M. Williams	K. Murray	C. Edmonds
10/31	San Francisco	L. Fitzgerald/ C. Kirk	D. Humphries	M. Cole	A. Shipley	J. Sweezy	J. Pugh	C. Clay/ M. Williams	K. Murray	K. Drake
11/10	at Tampa Bay	L. Fitzgerald/ C. Kirk/ K. Johnson	D. Humphries	M. Cole	A. Shipley	J. Sweezy	J. Pugh	--	K. Murray	D. Johnson/ K. Drake
11/17	at San Francisco	L. Fitzgerald/ C. Kirk	D. Humphries	J. Pugh	A. Shipley	J. Sweezy	J. Murray	C. Clay/ M. Williams	K. Murray	K. Drake
12/1	L.A. Rams	L. Fitzgerald/ C. Kirk	D. Humphries	J. Pugh	A. Shipley	J. Sweezy	J. Murray	C. Clay/ M. Williams	K. Murray	K. Drake
12/8	Pittsburgh	L. Fitzgerald/ C. Kirk	D. Humphries	J. Pugh	A. Shipley	J. Sweezy	J. Murray	C. Clay/ M. Williams	K. Murray	K. Drake
12/15	Cleveland	--	--	--	--	--	--	--	--	--
12/22	at Seattle	--	--	--	--	--	--	--	--	--
12/29	at L.A. Rams	--	--	--	--	--	--	--	--	--

DEFENSE										
DATE	OPPONENT	DE	NT	SAM	ILB	WILL	CB	SS	FS	DB
9/8	Detroit	R. Gunter/ Z. Allen	C. Peters	C. Jones	J. Hicks/ J. Walker	T. Suggs	B. Murphy Jr./ T. Brock Sr.	D. Swearinger Sr.	B. Baker	--
9/15	at Baltimore	R. Gunter	C. Peters	C. Jones	J. Hicks/ H. Reddick	T. Suggs	B. Murphy Jr./ T. Brock Sr.	D. Swearinger Sr.	B. Baker	D. Thompson
9/22	Carolina	R. Gunter	C. Peters	C. Jones	J. Hicks/ H. Reddick	T. Suggs	B. Murphy Jr./ T. Brock Sr.	D. Swearinger Sr.	B. Baker	C. Jones
9/29	Seattle	R. Gunter/ J. Bullard	C. Peters	C. Jones	J. Hicks/ H. Reddick	T. Suggs	B. Murphy Jr./ T. Brock Sr.	D. Swearinger Sr.	B. Baker	--
10/6	at Cincinnati	R. Gunter/ J. Bullard	C. Peters	C. Jones	J. Hicks/ H. Reddick	T. Suggs	B. Murphy Jr./ T. Brock Sr.	J. Thompson	B. Baker	--
10/13	Atlanta	R. Gunter	C. Peters	C. Jones	J. Hicks/ H. Reddick	T. Suggs	B. Murphy Jr./ T. Brock Sr.	D. Thompson	B. Baker	K. Peterson
10/20	at N.Y. Giants	R. Gunter/ J. Bullard	C. Peters	C. Jones	J. Hicks/ J. Walker	T. Suggs	P. Peterson/ B. Murphy Jr.	B. Baker	J. Thompson	--
10/27	at New Orleans	R. Gunter/ J. Bullard	C. Peters	C. Jones	J. Hicks/ J. Walker	T. Suggs	P. Peterson/ B. Murphy Jr.	J. Thompson	B. Baker	--
10/31	San Francisco	R. Gunter/ J. Bullard	C. Peters	C. Jones	J. Hicks/ J. Walker	T. Suggs	P. Peterson/ B. Murphy Jr.	J. Thompson	B. Baker	--
11/10	at Tampa Bay	R. Gunter/ J. Bullard	C. Peters	C. Jones	J. Hicks/ J. Walker	T. Suggs	P. Peterson/ B. Murphy Jr.	J. Thompson	B. Baker	--
11/17	at San Francisco	R. Gunter/ Z. Kerr	C. Peters	C. Jones	J. Hicks/ J. Walker	T. Suggs	P. Peterson/ B. Murphy Jr.	J. Thompson	B. Baker	--
12/1	L.A. Rams	R. Gunter	C. Peters	C. Jones	J. Hicks/ J. Walker	T. Suggs	P. Peterson/ B. Murphy Jr.	J. Thompson	B. Baker	T. Brock Sr.
12/8	Pittsburgh	R. Gunter/ Z. Kerr	C. Peters	C. Jones	J. Hicks/ J. Walker	T. Suggs	P. Peterson/ B. Murphy Jr./ K. Peterson	--	B. Baker	--
12/15	Cleveland	--	--	--	--	--	--	--	--	--
12/22	at Seattle	--	--	--	--	--	--	--	--	--
12/29	at L.A. Rams	--	--	--	--	--	--	--	--	--

2019 REGULAR SEASON INACTIVES								
DATE	OPPONENT	1	2	3	4	5	6	7
09/08	Detroit	DL Miles Brown	WR Michael Crabtree	TE Darrell Daniels	DL Michael Dogbe	OL Lamont Gaillard	OL Marcus Gilbert	OL Brett Toth
09/15	at Baltimore	DL Jonathan Bullard	DL Michael Dogbe	OL Lamont Gaillard	WR Andy Isabella	OL Josh Miles	OL Brett Toth	OL Jeremy Vujnovich
09/22	Carolina	DL Jonathan Bullard	DL Michael Dogbe	OL Lamont Gaillard	OL Josh Miles	S Jalen Thompson	OL Brett Toth	LB Ezekiel Turner
09/29	Seattle	WR Damiere Byrd	DL Michael Dogbe	OL Lamont Gaillard	P Andy Lee	OL Josh Miles	OL Brett Toth	S Charles Washington
10/06	at Cincinnati	DL Zach Allen	WR Damiere Byrd	LB Dennis Gardeck	WR Christian Kirk	OL Brett Toth	LB Ezekiel Turner	S Charles Washington
10/13	Atlanta	DL Zach Allen	OL Lamont Gaillard	LB Dennis Gardeck	WR Christian Kirk	OL Brett Toth	LB Ezekiel Turner	S Charles Washington
10/20	at N.Y. Giants	DL Zach Allen	DL Michael Dogbe	RB D.J. Foster	OL Lamont Gaillard	WR Christian Kirk	LB Ezekiel Turner	LB Ramik Wilson
10/27	at New Orleans	DL Zach Allen	DL Michael Dogbe	RB D.J. Foster	OL Lamont Gaillard	RB David Johnson	WR KeeSean Johnson	RB Alfred Morris
10/31	San Francisco	DL Zach Allen	WR Damiere Byrd	DL Michael Dogbe	RB Chase Edmonds	RB David Johnson	OL Justin Murray	S Charles Washington
11/10	at Tampa Bay	DL Zach Allen	CB Tramaine Brock Sr.	WR Damiere Byrd	RB Chase Edmonds	OL Lamont Gaillard	OL Justin Murray	S Deionte Thompson
11/17	at San Francisco	CB Tramaine Brock Sr.	DL Jonathan Bullard	WR Damiere Byrd	RB Chase Edmonds	OL Lamont Gaillard	OL Josh Miles	RB Zach Zenner
12/01	L.A. Rams	DL Michael Dogbe	OL Lamont Gaillard	WR KeeSean Johnson	CB Chris Jones	OL Josh Miles	LB Pete Robertson	RB Zach Zenner
12/08	Pittsburgh	TE Dan Arnold	CB Jalen Davis	LB Kylie Fitts	OL Lamont Gaillard	WR KeeSean Johnson	OL Josh Miles	S Deionte Thompson
12/15	Cleveland	--	--	--	--	--	--	--
12/22	at Seattle	--	--	--	--	--	--	--
12/29	at L.A. Rams	--	--	--	--	--	--	--

# CARDINALS ROSTER BY POSITION



## QUARTERBACKS (2)

NO.	NAME	POS.	HT.	WT.	AGE	EXP.	COLLEGE	HOMETOWN	HOW ACQ.
1	Kyler Murray	QB	5-10	207	22	R	Oklahoma	Allen, TX	D1-19
7	Brett Hundley	QB	6-3	226	26	5	UCLA	Chandler, AZ	UFA-19 (Sea)

## RUNNING BACKS (3)

NO.	NAME	POS.	HT.	WT.	AGE	EXP.	COLLEGE	HOMETOWN	HOW ACQ.
29	Chase Edmonds	RB	5-9	205	23	2	Fordham	Harrisburg, PA	D4-18
31	David Johnson	RB	6-1	224	27	5	Northern Iowa	Clinton, IA	D3-15
41	Kenyan Drake	RB	6-1	211	25	4	Alabama	Marietta, GA	TR-19 (Mia)

## WIDE RECEIVERS (7)

NO.	NAME	POS.	HT.	WT.	AGE	EXP.	COLLEGE	HOMETOWN	HOW ACQ.
11	Larry Fitzgerald	WR	6-3	218	36	16	Pittsburgh	Minneapolis, MN	D1-04
12	Pharoh Cooper	WR	5-11	208	24	4	South Carolina	Havelock, NC	FA-19
13	Christian Kirk	WR	5-11	200	23	2	Texas A&M	Scottsdale, AZ	D2-18
14	Damiere Byrd	WR	5-9	180	26	4	South Carolina	Sicklerville, NJ	UFA-19 (Car)
16	Trent Sherfield	WR	6-1	219	23	2	Vanderbilt	Danville, IL	FA-18
19	KeeSean Johnson	WR	6-1	201	23	R	Fresno State	East Palo Alto, CA	D6a-19
89	Andy Isabella	WR	5-9	188	23	R	Massachusetts	Mayfield, OH	D2b-19

## TIGHT ENDS (4)

NO.	NAME	POS.	HT.	WT.	AGE	EXP.	COLLEGE	HOMETOWN	HOW ACQ.
81	Darrell Daniels	TE	6-3	256	25	3	Washington	Pittsburg, CA	WV-18 (Sea)
82	Dan Arnold	TE	6-6	220	24	3	Wisconsin-Platteville	Janesville, WI	WV-19 (NO)
85	Charles Clay	TE	6-3	246	30	9	Tulsa	Little Rock, AR	FA-19
87	Maxx Williams	TE	6-4	252	25	5	Minnesota	Waconia, MN	UFA-19 (Bal)

## OFFENSIVE LINE (9)

NO.	NAME	POS.	HT.	WT.	AGE	EXP.	COLLEGE	HOMETOWN	HOW ACQ.
52	Mason Cole	OL	6-5	307	23	2	Michigan	Tarpon Springs, FL	D3-18
53	A.Q. Shipley	OL	6-1	307	33	8	Penn State	Moon Township, PA	FA-15
64	J.R. Sweezy	OL	6-5	310	30	8	North Carolina State	Mooresville, NC	UFA-19 (Sea)
65	Lamont Gaillard	OL	6-3	305	23	R	Georgia	Fayetteville, NC	D6b-19
66	Josh Miles	OL	6-5	325	23	R	Morgan State	Baltimore, MD	D7a-19
67	Justin Pugh	OL	6-5	311	29	7	Syracuse	Holland, PA	UFA-18 (NYG)
71	Justin Murray	OL	6-5	315	26	2	Cincinnati	Cincinnati, OH	WV-19 (Oak)
73	Max Garcia	OL	6-4	309	28	5	Florida	Norcross, GA	UFA-19 (Den)
74	D.J. Humphries	OL	6-5	307	25	5	Florida	Charlotte, NC	D1-15

## LINEBACKERS (10)

NO.	NAME	POS.	HT.	WT.	AGE	EXP.	COLLEGE	HOMETOWN	HOW ACQ.
42	Dennis Gardeck	LB	6-0	232	25	2	Sioux Falls	Lake in the Hills, IL	FA-18
43	Haason Reddick	LB	6-1	235	25	3	Temple	Camden, NJ	D1-17
47	Ezekiel Turner	LB	6-2	214	23	2	Washington	Pasadena, MD	FA-18
49	Kylie Fitts	LB	6-4	260	25	2	Utah	San Bernardino, CA	FA-19
51	Tanner Vallejo	LB	6-1	230	24	3	Boise State	Penn Valley, CA	FA-19
54	Cassius Marsh Sr.	LB	6-4	254	27	6	UCLA	Simi Valley, CA	FA-19
55	Chandler Jones	LB	6-5	255	29	8	Syracuse	Endicott, NY	TR-16 (NE)
56	Terrell Suggs	LB	6-3	265	37	17	Arizona State	Chandler, AZ	UFA-19 (Bal)
58	Jordan Hicks	LB	6-1	236	27	5	Texas	Cincinnati, OH	UFA-19 (Phi)
59	Joe Walker	LB	6-2	236	26	4	Oregon	Palos Verdes, CA	FA-18

## DEFENSIVE BACKS (10)

NO.	NAME	POS.	HT.	WT.	AGE	EXP.	COLLEGE	HOMETOWN	HOW ACQ.
21	Patrick Peterson	CB	6-1	203	29	9	LSU	Pompano Beach, FL	D1-11
25	Chris Jones	CB	6-0	200	24	1	Nebraska	Jacksonville, FL	FA-18
27	Kevin Peterson	CB	5-11	185	25	3	Oklahoma State	Wagoner, OK	WV-19 (LAR)
28	Charles Washington	S	5-10	192	26	3	Fresno State	Inglewood, CA	WV-19 (Det)
30	Jalen Davis	CB	5-10	185	23	2	Utah State	La Mesa, CA	FA-19
32	Budda Baker	S	5-10	195	23	3	Washington	Bellevue, WA	D2-17
33	Byron Murphy Jr.	CB	5-11	190	21	R	Washington	Scottsdale, AZ	D2a-19
34	Jalen Thompson	S	6-0	190	21	R	Washington State	Downey, CA	SD5-19
35	Deionte Thompson	S	6-1	195	22	R	Alabama	Orange, TX	D5-19
38	Chris Banjo	S	5-10	207	29	7	Southern Methodist	Sugar Land, TX	FA-19

## DEFENSIVE LINE (5)

NO.	NAME	POS.	HT.	WT.	AGE	EXP.	COLLEGE	HOMETOWN	HOW ACQ.
72	Miles Brown	DL	6-2	320	22	R	Wofford	Cheverly, MD	FA-19
91	Michael Dogbe	DL	6-3	280	23	R	Temple	Morris Plains, NJ	D7b-19
92	Zach Kerr	DL	6-2	334	29	6	Delaware	Virginia Beach, VA	FA-19
94	Caraun Reid	DL	6-2	292	28	5	Princeton	Bronx, NY	FA-19
98	Corey Peters	DL	6-3	335	31	10	Kentucky	Louisville, KY	UFA-15 (Atl)

## SPECIALISTS (3)

NO.	NAME	POS.	HT.	WT.	AGE	EXP.	COLLEGE	HOMETOWN	HOW ACQ.
4	Andy Lee	P	6-1	185	37	16	Pittsburgh	Westminster, SC	FA-17
5	Zane Gonzalez	K	6-0	202	24	3	Arizona State	Deer Park, TX	FA-18
46	Aaron Brewer	LS	6-5	232	29	8	San Diego State	Fullerton, CA	FA-16



YEAR	DRAFTEES (18)	FREE AGENTS (28)	TRADES (2)	WAIVERS (5)
2004	WR Larry Fitzgerald (1)			
2011	CB Patrick Peterson (1)			
2015	OL D.J. Humphries (1) RB David Johnson (3)	DL Corey Peters (UFA-15 Atl) OL A.Q. Shipley (FA-15)		
2016		LS Aaron Brewer (FA-16)	LB Chandler Jones (TR-16 NE)	
2017	LB Haason Reddick (1) S Budda Baker (2)	P Andy Lee (FA-17)		
2018	WR Christian Kirk (2) OL Mason Cole (3) RB Chase Edmonds (4)	LB Dennis Gardeck (FA-18) K Zane Gonzalez (FA-18) CB Chris Jones (FA-18) OL Justin Pugh (UFA-18 NYG) WR Trent Sherfield (FA-18) LB Ezekiel Turner (FA-18) LB Joe Walker (FA-18)		TE Darrell Daniels (WV-18 Sea)
2019	QB Kyler Murray (1) WR Andy Isabella (2) CB Byron Murphy Jr. (2) S Deionte Thompson (5) OL Lamont Gaillard (6) WR KeeSean Johnson (6) DL Michael Dogbe (7) OL Josh Miles (7) S Jalen Thompson (SD 5)	S Chris Banjo (FA-19) DL Miles Brown (FA-19) WR Damiere Byrd (UFA-19 Car) TE Charles Clay (FA-19) WR Pharoh Cooper (FA-19) CB Jalen Davis (FA-19) LB Kylie Fitts (FA-19) OL Max Garcia (UFA-19 Den) LB Jordan Hicks (UFA-19 Phi) QB Brett Hundley (UFA-19 Sea) DL Zach Kerr (FA-19) LB Cassius Marsh Sr. (FA-19) DL Caraun Reid (FA-19) LB Terrell Suggs (UFA-19 Bal) OL J.R. Sweezy (UFA-19 Sea) LB Tanner Vallejo (FA-19) TE Maxx Williams (UFA-19 Bal)	RB Kenyan Drake (TR-19 Mia)	TE Dan Arnold (WV-19 NO) OL Justin Murray (WV-19 Oak) CB Kevin Peterson (WV-19 LAR) S Charles Washington (WV-19 Det)



(As of December 10, 2019)

Prepared by Team's Media Relations Department

## OFFENSE

<b>WR</b>	11 Larry Fitzgerald	<u>89 Andy Isabella</u>	12 Pharoh Cooper	
<b>LT</b>	74 D.J. Humphries	<u>66 Josh Miles</u>		
<b>LG</b>	67 Justin Pugh	52 Mason Cole		
<b>C</b>	53 A.Q. Shipley	52 Mason Cole	<u>65 Lamont Gaillard</u>	
<b>RG</b>	64 J.R. Sweezy	73 Max Garcia	<u>65 Lamont Gaillard</u>	
<b>RT</b>	71 Justin Murray	<u>66 Josh Miles</u>		
<b>TE</b>	85 Charles Clay	81 Darrell Daniels		
<b>WR</b>	13 Christian Kirk	16 Trent Sherfield	14 Damiere Byrd	<u>19 KeeSean Johnson</u>
<b>TE</b>	87 Maxx Williams	82 Dan Arnold		
<b>QB</b>	<u>1 Kyler Murray</u>	7 Brett Hundley		
<b>RB</b>	41 Kenyan Drake	31 David Johnson	29 Chase Edmonds	

## DEFENSE

<b>DE</b>	92 Zach Kerr	<u>91 Michael Dogbe</u>		
<b>NT</b>	98 Corey Peters	<u>72 Miles Brown</u>		
<b>DE</b>	94 Caraun Reid	<u>91 Michael Dogbe</u>		
<b>SAM</b>	55 Chandler Jones	43 Haason Reddick	49 Kylie Fitts	
<b>ILB</b>	59 Joe Walker	51 Tanner Vallejo		
<b>ILB</b>	58 Jordan Hicks	42 Dennis Gardeck	47 Ezekiel Turner	
<b>WILL</b>	56 Terrell Suggs	54 Cassius Marsh Sr.		
<b>CB</b>	<u>33 Byron Murphy Jr.</u>	27 Kevin Peterson	30 Jalen Davis	
<b>CB</b>	21 Patrick Peterson	25 Chris Jones		
<b>SS</b>	<u>34 Jalen Thompson</u>	<u>35 Deionte Thompson</u>		
<b>FS</b>	32 Budda Baker	38 Chris Banjo	28 Charles Washington	

## SPECIALISTS

<b>K</b>	5 Zane Gonzalez	
<b>P</b>	4 Andy Lee	
<b>LS</b>	46 Aaron Brewer	
<b>H</b>	4 Andy Lee	
<b>KR</b>	12 Pharoh Cooper	<u>89 Andy Isabella</u>
<b>PR</b>	12 Pharoh Cooper	13 Christian Kirk

## PRONUNCIATION GUIDE

Damiere Byrd .....	duh-MEER	Cassius Marsh Sr. ....	CASH-iss
Pharoh Cooper .....	FAIR-oh	Haason Reddick .....	ha-SAHN
Darrell Daniels .....	duh-RELL	Caraun Reid .....	cuh-RAWN
Michael Dogbe .....	DOG-bee	Tanner Vallejo .....	vuh-LAY-ho
Lamont Gaillard .....	GILL-yard		

NOTE: Rookies are underlined



# CARDINALS NUMERICAL ROSTER



NO.	NAME	POS.	HT.	WT.	AGE	EXP.	COLLEGE	HOW ACQ.	GP	GS	DNP	IA
1	Murray, Kyler	QB	5-10	207	22	R	Oklahoma	D1-19	13	13	0	0
4	Lee, Andy	P	6-1	185	37	16	Pittsburgh	FA-17	12	0	0	1
5	Gonzalez, Zane	K	6-0	202	24	3	Arizona State	FA-18	13	0	0	0
7	Hundley, Brett	QB	6-3	226	26	5	UCLA	UFA-19 (Sea)	1	0	12	0
11	Fitzgerald, Larry	WR	6-3	218	36	16	Pittsburgh	D1-04	13	13	0	0
12	Cooper, Pharoh	WR	5-11	208	24	4	South Carolina	FA-19	9	1	0	0
13	Kirk, Christian	WR	5-11	200	23	2	Texas A&M	D2-18	10	10	0	3
14	Byrd, Damiere	WR	5-9	180	26	4	South Carolina	UFA-19 (Car)	8	3	0	5
16	Sherfield, Trent	WR	6-1	219	23	2	Vanderbilt	FA-18	13	1	0	0
19	Johnson, KeeSean	WR	6-1	201	23	R	Fresno State	D6a-19	10	4	0	3
21	Peterson, Patrick	CB	6-1	203	29	9	LSU	D1-11	7	7	0	0
25	Jones, Chris	CB	6-0	200	24	1	Nebraska	FA-18	8	1	0	1
27	Peterson, Kevin	CB	5-11	185	25	3	Oklahoma State	WV-19 (LAR)	13	2	0	0
28	Washington, Charles	S	5-10	192	26	3	Fresno State	WV-19 (Det)	9	0	0	4
29	Edmonds, Chase	RB	5-9	205	23	2	Fordham	D4-18	10	2	0	3
30	Davis, Jalen	CB	5-10	185	23	2	Utah State	FA-19	0	0	0	1
31	Johnson, David	RB	6-1	224	27	5	Northern Iowa	D3-15	11	8	0	2
32	Baker, Budda	S	5-10	195	23	3	Washington	D2-17	13	13	0	0
33	Murphy Jr., Byron	CB	5-11	190	21	R	Washington	D2a-19	13	13	0	0
34	Thompson, Jalen	S	6-0	190	21	R	Washington State	SD5-19	12	7	0	1
35	Thompson, Deionte	S	6-1	195	22	R	Alabama	D5-19	11	2	0	2
38	Banjo, Chris	S	5-10	207	29	7	Southern Methodist	FA-19	10	0	0	0
41	Drake, Kenyan	RB	6-1	211	25	4	Alabama	TR-19 (Mia)	5	5	0	0
42	Gardeck, Dennis	LB	6-0	232	25	2	Sioux Falls	FA-18	11	0	0	2
43	Reddick, Haason	LB	6-1	235	25	3	Temple	D1-17	13	5	0	0
46	Brewer, Aaron	LS	6-5	232	29	8	San Diego State	FA-16	13	0	0	0
47	Turner, Ezekiel	LB	6-2	214	23	2	Washington	FA-18	9	0	0	4
49	Fitts, Kylie	LB	6-4	260	25	2	Utah	FA-19	0	0	0	1
51	Vallejo, Tanner	LB	6-1	230	24	3	Boise State	FA-19	1	0	0	0
52	Cole, Mason	OL	6-5	307	23	2	Michigan	D3-18	13	2	0	0
53	Shipley, A.Q.	OL	6-1	307	33	8	Penn State	FA-15	13	13	0	0
54	Marsh Sr., Cassius	LB	6-4	254	27	6	UCLA	FA-19	13	0	0	0
55	Jones, Chandler	LB	6-5	255	29	8	Syracuse	TR-16 (NE)	13	13	0	0
56	Suggs, Terrell	LB	6-3	265	37	17	Arizona State	UFA-19 (Bal)	13	13	0	0
58	Hicks, Jordan	LB	6-1	236	27	5	Texas	UFA-19 (Phi)	13	13	0	0
59	Walker, Joe	LB	6-2	236	26	4	Oregon	FA-18	13	8	0	0
64	Sweezy, J.R.	OL	6-5	310	30	8	North Carolina State	UFA-19 (Sea)	13	13	0	0
65	Gaillard, Lamont	OL	6-3	305	23	R	Georgia	D6b-19	0	0	2	11
66	Miles, Josh	OL	6-5	325	23	R	Morgan State	D7a-19	7	0	0	6
67	Pugh, Justin	OL	6-5	311	29	7	Syracuse	UFA-18 (NYG)	13	13	0	0
71	Murray, Justin	OL	6-5	315	26	2	Cincinnati	WV-19 (Oak)	11	9	0	2
72	Brown, Miles	DL	6-2	320	22	R	Wofford	FA-19	6	0	0	1
73	Garcia, Max	OL	6-4	309	28	5	Florida	UFA-19 (Den)	4	0	0	0
74	Humphries, D.J.	OL	6-5	307	25	5	Florida	D1-15	13	13	0	0
81	Daniels, Darrell	TE	6-3	256	25	3	Washington	WV-18 (Sea)	10	0	0	1
82	Arnold, Dan	TE	6-6	220	24	3	Wisconsin-Platteville	WV-19 (NO)	0	0	0	1
85	Clay, Charles	TE	6-3	246	30	9	Tulsa	FA-19	13	8	0	0
87	Williams, Maxx	TE	6-4	252	25	5	Minnesota	UFA-19 (Bal)	13	8	0	0
89	Isabella, Andy	WR	5-9	188	23	R	Massachusetts	D2b-19	12	1	0	1
91	Dogbe, Michael	DL	6-3	280	23	R	Temple	D7b-19	5	0	0	8
92	Kerr, Zach	DL	6-2	334	29	6	Delaware	FA-19	9	2	0	0
94	Reid, Caraun	DL	6-2	292	28	5	Princeton	FA-19	0	0	0	0
98	Peters, Corey	DL	6-3	335	31	10	Kentucky	UFA-15 (Atl)	13	13	0	0

## COACHING STAFF

**HEAD COACH:** Kliff Kingsbury

**ASSISTANTS:** Jeff Rodgers (Asst. Head Coach/Special Teams Coordinator), Vance Joseph (Defensive Coordinator), Tom Clements (Pass Game Coordinator/QBs), Chris Achuff (Defensive Line), Peter Badovinac (Asst. Wide Receivers), Charlie Bullen (Asst. Linebackers), Bill Davis (Linebackers), Rob Grosso (Defensive Quality Control), Steve Heiden (Tight Ends), Sean Kugler (Offensive Line), Randall McCray (Asst. Special Teams), Rusty McKinney (Defensive Asst.), Buddy Morris (Strength & Conditioning), Brian Natkin (Asst. Offensive Line), David Raih (Wide Receivers), Marcus Robertson (Defensive Backs), James Saxon (Running Backs), Don Shumpert (Bill Bidwill Fellowship/RBs), Vernon Stephens (Asst. Strength and Conditioning), Stephens (Asst. Strength and Conditioning), Jerry Sullivan (Offensive Asst.), Cam Turner (Offensive Asst./Asst. Quarterbacks), Spencer Whipple (Offensive Quality Control), Greg Williams (Cornerbacks), Chris Wilson (Defensive Asst.)

# CARDINALS ALPHABETICAL ROSTER



NO.	NAME	POS.	HT.	WT.	DOB	EXP.	COLLEGE	HOMETOWN	HOW ACQ.
82	Arnold, Dan	TE	6-6	220	3/15/1995	3	Wisconsin-Platteville	Janesville, WI	WV-19 (NO)
32	Baker, Budda	S	5-10	195	1/10/1996	3	Washington	Bellevue, WA	D2-17
38	Banjo, Chris	S	5-10	207	2/26/1990	7	Southern Methodist	Sugar Land, TX	FA-19
46	Brewer, Aaron	LS	6-5	232	7/5/1990	8	San Diego State	Fullerton, CA	FA-16
72	Brown, Miles	DL	6-2	320	9/4/1997	R	Wofford	Cheverly, MD	FA-19
14	Byrd, Damiere	WR	5-9	180	1/27/1993	4	South Carolina	Sicklerville, NJ	UFA-19 (Car)
85	Clay, Charles	TE	6-3	246	2/13/1989	9	Tulsa	Little Rock, AR	FA-19
52	Cole, Mason	OL	6-5	307	3/28/1996	2	Michigan	Tarpon Springs, FL	D3-18
12	Cooper, Pharoh	WR	5-11	208	3/7/1995	4	South Carolina	Havelock, NC	FA-19
81	Daniels, Darrell	TE	6-3	256	11/22/1994	3	Washington	Pittsburg, CA	WV-18 (Sea)
30	Davis, Jalen	CB	5-10	185	2/2/1996	2	Utah State	La Mesa, CA	FA-19
91	Dogbe, Michael	DL	6-3	280	5/5/1996	R	Temple	Morris Plains, NJ	D7b-19
41	Drake, Kenyan	RB	6-1	211	1/26/1994	4	Alabama	Marietta, GA	TR-19 (Mia)
29	Edmonds, Chase	RB	5-9	205	4/13/1996	2	Fordham	Harrisburg, PA	D4-18
49	Fitts, Kylie	LB	6-4	260	10/11/1994	2	Utah	San Bernardino, CA	FA-19
11	Fitzgerald, Larry	WR	6-3	218	8/31/1983	16	Pittsburgh	Minneapolis, MN	D1-04
65	Gaillard, Lamont	OL	6-3	305	2/8/1996	R	Georgia	Fayetteville, NC	D6b-19
73	Garcia, Max	OL	6-4	309	11/9/1991	5	Florida	Norcross, GA	UFA-19 (Den)
42	Gardeck, Dennis	LB	6-0	232	8/9/1994	2	Sioux Falls	Lake in the Hills, IL	FA-18
5	Gonzalez, Zane	K	6-0	202	5/7/1995	3	Arizona State	Deer Park, TX	FA-18
58	Hicks, Jordan	LB	6-1	236	6/27/1992	5	Texas	Cincinnati, OH	UFA-19 (Phi)
74	Humphries, D.J.	OL	6-5	307	12/28/1993	5	Florida	Charlotte, NC	D1-15
7	Hundley, Brett	QB	6-3	226	6/15/1993	5	UCLA	Chandler, AZ	UFA-19 (Sea)
89	Isabella, Andy	WR	5-9	188	11/18/1996	R	Massachusetts	Mayfield, OH	D2b-19
31	Johnson, David	RB	6-1	224	12/16/1991	5	Northern Iowa	Clinton, IA	D3-15
19	Johnson, KeeSean	WR	6-1	201	10/9/1996	R	Fresno State	East Palo Alto, CA	D6a-19
55	Jones, Chandler	LB	6-5	255	2/27/1990	8	Syracuse	Endicott, NY	TR-16 (NE)
25	Jones, Chris	CB	6-0	200	8/13/1995	1	Nebraska	Jacksonville, FL	FA-18
92	Kerr, Zach	DL	6-2	334	8/29/1990	6	Delaware	Virginia Beach, VA	FA-19
13	Kirk, Christian	WR	5-11	200	11/18/1996	2	Texas A&M	Scottsdale, AZ	D2-18
4	Lee, Andy	P	6-1	185	8/11/1982	16	Pittsburgh	Westminster, SC	FA-17
54	Marsh Sr., Cassius	LB	6-4	254	7/7/1992	6	UCLA	Simi Valley, CA	FA-19
66	Miles, Josh	OL	6-5	325	1/4/1996	R	Morgan State	Baltimore, MD	D7a-19
33	Murphy Jr., Byron	CB	5-11	190	1/18/1998	R	Washington	Scottsdale, AZ	D2a-19
71	Murray, Justin	OL	6-5	315	4/19/1993	2	Cincinnati	Cincinnati, OH	WV-19 (Oak)
1	Murray, Kyler	QB	5-10	207	8/7/1997	R	Oklahoma	Allen, TX	D1-19
98	Peters, Corey	DL	6-3	335	6/8/1988	10	Kentucky	Louisville, KY	UFA-15 (Atl)
27	Peterson, Kevin	CB	5-11	185	3/22/1994	3	Oklahoma State	Wagoner, OK	WV-19 (LAR)
21	Peterson, Patrick	CB	6-1	203	7/11/1990	9	LSU	Pompano Beach, FL	D1-11
67	Pugh, Justin	OL	6-5	311	8/15/1990	7	Syracuse	Holland, PA	UFA-18 (NYG)
43	Reddick, Haason	LB	6-1	235	9/22/1994	3	Temple	Camden, NJ	D1-17
94	Reid, Caraun	DL	6-2	292	11/23/1991	5	Princeton	Bronx, NY	FA-19
16	Sherfield, Trent	WR	6-1	219	2/26/1996	2	Vanderbilt	Danville, IL	FA-18
53	Shipley, A.Q.	OL	6-1	307	5/22/1986	8	Penn State	Moon Township, PA	FA-15
56	Suggs, Terrell	LB	6-3	265	10/11/1982	17	Arizona State	Chandler, AZ	UFA-19 (Bal)
64	Sweezy, J.R.	OL	6-5	310	4/8/1989	8	North Carolina State	Moorestville, NC	UFA-19 (Sea)
35	Thompson, Deionte	S	6-1	195	2/11/1997	R	Alabama	Orange, TX	D5-19
34	Thompson, Jalen	S	6-0	190	7/18/1998	R	Washington State	Downey, CA	SD5-19
47	Turner, Ezekiel	LB	6-2	214	6/9/1996	2	Washington	Pasadena, MD	FA-18
51	Vallejo, Tanner	LB	6-1	230	12/16/1994	3	Boise State	Penn Valley, CA	FA-19
59	Walker, Joe	LB	6-2	236	12/11/1992	4	Oregon	Palos Verdes, CA	FA-18
28	Washington, Charles	S	5-10	192	3/10/1993	3	Fresno State	Inglewood, CA	WV-19 (Det)
87	Williams, Maxx	TE	6-4	252	4/12/1994	5	Minnesota	Waconia, MN	UFA-19 (Bal)

## Practice Squad (9)

3	Anderson, Drew	QB	6-4	221	10/18/1995	R	Murray State	Orinda, CA	FA-19
80	Blacknall, Saeed	WR	6-2	210	3/17/1996	1	Penn State	Manalapan, NJ	FA-19
39	Davis, Justin	RB	6-1	199	11/11/1995	3	USC	Stockton, CA	FA-19
57	Dora, Vontarrus	LB	6-4	256	9/7/1992	2	Louisiana Tech	West Point, MS	FA-18
96	Johnson, Lyndon	DL	6-5	287	5/23/1994	1	Cincinnati		FA-19
70	Jones, Sam	OL	6-5	290	2/21/1996	2	Arizona State	Highlands Ranch, CO	FA-19
83	Richardson, A.J.	WR	6-0	212	6/2/1995	R	Boise State	Lomita, CA	FA-19
36	Shelton, Sojourn	CB	5-9	177	12/25/1994	1	Wisconsin	Fort Lauderdale, FL	FA-19
84	Wilson, Caleb	TE	6-4	240	7/15/1996	R	UCLA	Dallas, TX	D7c-19

## Injured Reserve (12)

23	Alford, Robert	CB	5-10	186	11/1/1988	7	Southeastern Louisiana	Hammond, LA	FA-19
97	Allen, Zach	DE	6-4	281	8/20/1997	R	Boston College	New Canaan, CT	D3-19
90	Bullard, Jonathan	DL	6-3	296	10/22/1993	4	Florida	Shelby, NC	WV-19 (Chi)
17	Butler, Hakeem	WR	6-5	227	5/16/1996	R	Iowa State	Baltimore, MD	D4-19
37	Foster, D.J.	RB	6-0	205	11/22/1993	4	Arizona State	Scottsdale, AZ	FA-17
76	Gilbert, Marcus	OL	6-6	330	2/15/1988	9	Florida	Fort Lauderdale, FL	TR-19 (Pit)
95	Gunter, Rodney	DL	6-5	305	1/19/1992	5	Delaware State	Lake Hamilton, FL	D4-15
93	McDonald, Clinton	DL	6-2	297	1/6/1987	10	Memphis	Jacksonville, AR	FA-19
79	Mills, Jordan	OL	6-5	316	12/24/1990	7	Louisiana Tech	Napoleonville, LA	FA-19
50	Reed, Brooks	LB	6-3	254	2/28/1987	9	Arizona	Tucson, AZ	FA-19
75	Sweet, William	OL	6-6	313	4/29/1997	R	North Carolina	Jacksonville, FL	FA-19
26	Williams, Brandon	CB	6-0	200	9/9/1992	4	Texas A&M	Brookshire, TX	D3-16

## Non-Football Injury (1)

78	Toth, Brett	OL	6-6	304	9/1/1996	R	Army	Charleston, SC	WV-19 (Phi)
----	-------------	----	-----	-----	----------	---	------	----------------	-------------

## Practice Squad/Injured Reserve (1)

10	Dixon, Johnnie	WR	5-11	198	9/16/1994	R	Ohio State	West Palm Beach, FL	FA-19
----	----------------	----	------	-----	-----------	---	------------	---------------------	-------



## 2019 NFL STANDINGS AND SCHEDULE

NFC EAST		W	L	T	Div	Conf	Wk 1	Wk 2	Wk 3	Wk 4	Wk 5	Wk 6	Wk 7	Wk 8	Wk 9	Wk 10	Wk 11	Wk 12	Wk 13	Wk 14	Wk 15	Wk 16	Wk 17	
Dallas		6	7	0	4-0	5-4	NYG	at Was	Mia	at NO	GB	at NYJ	Phi	(BYE)	at NYG	Min	at Det	at NE	Buf	at Chi	LAR	at Phi	Was	
Philadelphia		6	7	0	1-1	4-5	Was	at Atl	Det	at GB	NYJ	at Min	at Dal	at Buf	Chi	(BYE)	NE	Sea	at Mia	NYG	at Was	Dal	at NYG	
Washington		3	10	0	0-3	2-7	at Phi	Dal	Chi	at NYG	NE	at Mia	SF	at Min	at Buf	(BYE)	NYJ	Det	at Car	at GB	Phi	NYG	at Dal	
NY Giants		2	11	0	1-3	2-8	at Dal	Buf	at TB	Was	Min	at NE	AZ	at Det	Dal	at NYJ	(BYE)	at Chi	GB	at Phi	Mia	at Was	Phi	
NFC NORTH		W	L	T	Div	Conf	Wk 1	Wk 2	Wk 3	Wk 4	Wk 5	Wk 6	Wk 7	Wk 8	Wk 9	Wk 10	Wk 11	Wk 12	Wk 13	Wk 14	Wk 15	Wk 16	Wk 17	
Green Bay		10	3	0	3-0	7-2	at Chi	Min	Den	Phi	at Dal	Det	Oak	at Det	at KC	at LAC	Car	(BYE)	at SF	at NYG	Was	Chi	at Min	at Det
Minnesota		9	4	0	2-2	7-3	Atl	at GB	Oak	at Chi	at NYG	Phi	at Det	Was	at KC	at Dal	Den	(BYE)	at Sea	Det	at LAC	GB	Chi	
Chicago		7	6	0	3-1	6-4	GB	at Den	at Was	Min	at Oak	(BYE)	NO	LAC	at Phi	Det	at LAR	NYG	at Det	Dal	at GB	KC	at Min	
Detroit		3	9	1	0-5	2-7-1	at AZ	LAC	at Phi	KC	(BYE)	at GB	Min	NYG	at Oak	Chi	Dal	at Was	Chi	at Min	TB	at Den	GB	
NFC SOUTH		W	L	T	Div	Conf	Wk 1	Wk 2	Wk 3	Wk 4	Wk 5	Wk 6	Wk 7	Wk 8	Wk 9	Wk 10	Wk 11	Wk 12	Wk 13	Wk 14	Wk 15	Wk 16	Wk 17	
**New Orleans		10	3	0	4-1	8-3	Hou	at LAR	at Sea	Dal	TB	at Jax	at Chi	AZ	(BYE)	Atl	at TB	Car	at Atl	SF	Ind	at Ten	at Car	
Tampa Bay		6	7	0	2-3	4-6	SF	at Car	NYG	at LAR	at NO	Car	(BYE)	(BYE)	at Ten	at Sea	AZ	NO	at Atl	Ind	at Det	Hou	Atl	
Carolina		5	8	0	1-4	2-8	LAR	TB	at AZ	at Hou	Jax	at TB	(BYE)	(BYE)	at SF	Ten	at GB	Atl	Was	at Atl	Sea	at Ind	NO	
Atlanta		4	9	0	3-2	4-6	at Min	Phi	at Ind	Ten	at Hou	at AZ	LAR	Sea	(BYE)	at NO	at Car	TB	NO	Car	at SF	Jax	at TB	
NFC WEST		W	L	T	Div	Conf	Wk 1	Wk 2	Wk 3	Wk 4	Wk 5	Wk 6	Wk 7	Wk 8	Wk 9	Wk 10	Wk 11	Wk 12	Wk 13	Wk 14	Wk 15	Wk 16	Wk 17	
San Francisco		11	2	0	3-1	8-1	at TB	at Cin	Pit	(BYE)	Cle	at LAR	at Was	at Dal	Car	at AZ	Sea	GB	at Bal	at NO	Atl	LAR	at Sea	
Seattle		10	3	0	3-1	7-2	Cin	at Pit	NO	at AZ	LAR	at Cle	Bal	at Atl	TB	at SF	at SF	at Phi	Min	at LAR	at Car	AZ	SF	
LA Rams		8	5	0	2-2	6-3	at Car	NO	at Cle	TB	at Sea	SF	at Atl	Cin	(BYE)	at Pit	Chi	Bal	at AZ	Sea	at Dal	at SF	AZ	
Arizona		3	9	1	0-4	2-7-1	Det	at Bal	Car	Sea	at Cin	Atl	at NYG	at NO	SF	at TB	at SF	(BYE)	LAR	Pit	Cle	at Sea	at LAR	
AFC EAST		W	L	T	Div	Conf	Wk 1	Wk 2	Wk 3	Wk 4	Wk 5	Wk 6	Wk 7	Wk 8	Wk 9	Wk 10	Wk 11	Wk 12	Wk 13	Wk 14	Wk 15	Wk 16	Wk 17	
New England		10	3	0	4-0	6-3	Pit	at Mia	NYJ	at Buf	at Was	NYG	at NYJ	Cle	at Bal	(BYE)	at Phi	Dal	at Hou	KC	at Cin	Buf	Mia	
Buffalo		9	4	0	3-1	6-3	at NYJ	at NYG	Cin	NE	at Ten	(BYE)	Mia	Phi	Was	at Cle	at Mia	Den	at Dal	Bal	at Pit	at NE	NYJ	
NY Jets		5	8	0	1-4	2-7	Buf	Cle	at NE	(BYE)	at Phi	Dal	NE	at Jax	at Mia	NYG	at Was	Oak	at Cin	Mia	at Bal	Pit	at Buf	
Miami		3	10	0	1-4	2-8	Bal	NE	at Dal	LAC	(BYE)	Was	at Buf	at Pit	NYJ	at Ind	Buf	at Cle	Phi	at NYJ	at NYG	Cin	at NE	
AFC NORTH		W	L	T	Div	Conf	Wk 1	Wk 2	Wk 3	Wk 4	Wk 5	Wk 6	Wk 7	Wk 8	Wk 9	Wk 10	Wk 11	Wk 12	Wk 13	Wk 14	Wk 15	Wk 16	Wk 17	
*Baltimore		11	2	0	3-1	7-2	at Mia	AZ	at KC	Cle	at Pit	Cin	at Sea	(BYE)	Mia	NE	at Cin	Hou	at LAR	SF	at Buf	NYJ	at Cle	Pit
Pittsburgh		8	5	0	3-2	6-3	at NE	Sea	at SF	Cin	Bal	at LAC	(BYE)	(BYE)	Mia	Ind	at Cle	at Cin	Cle	at AZ	Buf	at NYJ	at Bal	
Cleveland		6	7	0	3-1	6-4	Ten	at NYJ	LAR	at Bal	at SF	Sea	(BYE)	(BYE)	at NE	at Den	Buf	Pit	at Pit	Cin	at AZ	Bal	at Cin	
Cincinnati		1	12	0	0-5	1-8	at Sea	SF	at Buf	at Pit	AZ	at Bal	Jax	at LAR	(BYE)	Bal	at Oak	Pit	NYJ	at Cle	NE	at Mia	Cle	
AFC SOUTH		W	L	T	Div	Conf	Wk 1	Wk 2	Wk 3	Wk 4	Wk 5	Wk 6	Wk 7	Wk 8	Wk 9	Wk 10	Wk 11	Wk 12	Wk 13	Wk 14	Wk 15	Wk 16	Wk 17	
Houston		8	5	0	3-1	7-3	at NO	Jax	at LAC	Car	Atl	at KC	at Ind	at Sea	Oak	at Jax	(BYE)	at Bal	Ind	NE	Den	at TB	Ten	
Tennessee		8	5	0	2-2	6-4	at Cle	Ind	at Jax	at Atl	Buf	at Den	LAC	Hou	TB	at Car	(BYE)	Jax	at Ind	at Oak	Hou	NO	at Hou	
Indianapolis		6	7	0	3-2	5-6	at LAC	at Ten	Atl	Oak	at KC	(BYE)	Hou	Den	at Pit	Mia	Jax	at Hou	Ten	at TB	at NO	Car	at Jax	
Jacksonville		4	9	0	1-4	4-6	KC	at Hou	Ten	at Den	at Car	NO	at Cin	NYJ	Hou	(BYE)	at Ind	at Ten	TB	LAC	at Oak	at Atl	Ind	
AFC WEST		W	L	T	Div	Conf	Wk 1	Wk 2	Wk 3	Wk 4	Wk 5	Wk 6	Wk 7	Wk 8	Wk 9	Wk 10	Wk 11	Wk 12	Wk 13	Wk 14	Wk 15	Wk 16	Wk 17	
**Kansas City		9	4	0	4-0	7-3	at Jax	at Oak	Bal	at Det	Ind	Hou	at Den	at GB	GB	Min	at Ten	at LAC	(BYE)	Oak	at NE	Den	at Chi	LAC
Oakland		6	7	0	2-2	4-5	Den	KC	at Min	at Ind	Chi	(BYE)	at Atl	at Hou	at KC	Det	LAC	at NYJ	at KC	Ten	Jax	at LAC	at Den	
Denver		5	8	0	2-2	5-5	at Oak	Chi	at GB	Jax	at LAC	Ten	KC	at Ind	Cle	(BYE)	at Min	at Buf	LAC	at Hou	at KC	Det	Oak	
LA Chargers		5	8	0	0-4	3-7	Ind	at Det	Hou	at Mia	Den	Pit	at Ten	at Chi	GB	at Oak	KC	(BYE)	at Den	at Jax	Min	Oak	at KC	

Bolded and Underlined Opponent - win

*Italics* - Tie

\*Clinched Playoff Berth

\*\*Clinched Division Title

\*\*\*Clinched First -Round Bye

\*\*\*\*Clinched Home-Field Advantage