

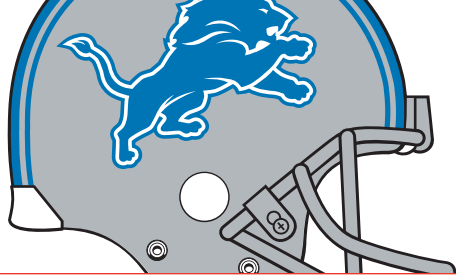


2019 PRESEASON SCHEDULE (2-1)

W1		WASHINGTON REDSKINS THURSDAY, AUG. 8 7:30 P.M. ET NEWS 5	W 30-10
W2		@ INDIANAPOLIS COLTS SATURDAY, AUG. 17 4 P.M. ET NEWS 5 AND NFLN	W 21-18
W3		@ TAMPA BAY BUCCANEERS FRIDAY, AUG. 23 7:30 P.M. ET NEWS 5 AND NFLN	L 13-12
W4		DETROIT LIONS THURSDAY, AUG. 29 7:30 P.M. ET NEWS 5	

2019 REGULAR SEASON SCHEDULE WEEK 7 BYE

W1		TENNESSEE TITANS SUNDAY, SEPT. 8 1 P.M. ET CBS	
W2		@ NEW YORK JETS MONDAY, SEPT. 16 8:15 P.M. ET ESPN	
W3		LOS ANGELES RAMS SUNDAY, SEPT. 22 8:20 P.M. ET NBC	
W4		@ BALTIMORE RAVENS SUNDAY, SEPT. 29 1 P.M. ET CBS	
W5		@ SAN FRANCISCO 49ERS MONDAY, OCT. 7 8:15 P.M. ET ESPN	
W6		SEATTLE SEAHAWKS SUNDAY, OCT. 13 1 P.M. ET FOX	
W8		@ NEW ENGLAND PATRIOTS SUNDAY, OCT. 27 4:25 P.M. ET CBS	
W9		@ DENVER BRONCOS SUNDAY, NOV. 3 4:25 P.M. ET CBS	
W10		BUFFALO BILLS SUNDAY, NOV. 10 1 P.M. ET CBS	
W11		PITTSBURGH STEELERS THURSDAY, NOV. 14 8:20 P.M. ET FOX, NFLN AND AMAZON	
W12		MIAMI DOLPHINS SUNDAY, NOV. 24 1 P.M. ET CBS	
W13		@ PITTSBURGH STEELERS SUNDAY, DEC. 1 4:25 P.M. ET CBS	
W14		CINCINNATI BENGALS SUNDAY, DEC. 8 1 P.M. ET CBS	
W15		@ ARIZONA CARDINALS SUNDAY, DEC. 15 4:05 P.M. ET CBS	
W16		BALTIMORE RAVENS SUNDAY, DEC. 22 1 P.M. ET CBS	
W17		@ CINCINNATI BENGALS SUNDAY, DEC. 29 1 P.M. ET CBS	



CLEVELAND BROWNS WEEKLY GAME RELEASE | PRESEASON WEEK 4, GAME 4

AUG. 29, 2019 | 7:30 P.M. ET | DETROIT LIONS | FIRSTENERGY STADIUM

NOTABLE STORYLINES

- This week, the Browns play their final preseason game against the Detroit Lions at FirstEnergy Stadium on Thursday, Aug. 29. The Browns last met the Lions in the preseason in 2018, winning 35-17.
- Following an 0-16 2017 season, the Browns' seven-game win improvement (7-8-1) in 2018 was the team's biggest turnaround in history. The Browns also concluded the season with a 3-2-1 (.583) record against AFC North opponents, their best mark since the formation of the division in 2002 and their highest winning percentage in overall division play since they went 4-2 (.667) in the AFC Central in 1994.
- DE **Myles Garrett**, CB **Denzel Ward**, G **Joel Bitonio** and WR **Jarvis Landry** all earned Pro Bowl nods on the year, while Garrett and Bitonio also notched second team All-Pro honors.
- QB **Baker Mayfield** completed 310 of 486 passes for 3,725 yards and 27 touchdowns last year. In just 14 games (13 starts), he set the NFL rookie record in passing touchdowns and finished sixth all time in rookie passing yards.
- Garrett led the team with 13.5 sacks, the second most by a Brown in a single season and the NFL's sixth-best total on the year.
- Landry paced the offense with 81 receptions for 976 yards and added four touchdowns and four 100-yard receiving games. His 481 career receptions became the most all time by an NFL player through their first five seasons.
- Ward tied for second among all rookies with three interceptions and tied for third among the same group with a team-leading 11 pass breakups.
- RB **Nick Chubb** finished the season with a Browns rookie record 996 rushing yards on 192 carries.
- The Browns defense posted an NFL second-ranked 31 takeaways in 2018 (17 interceptions, 14 fumble recoveries), the unit's most takeaways in a season since 2008 (31).

• This offseason, the team completed a blockbuster trade to bolster its roster by adding All-Pro WR **Odell Beckham Jr.** and Pro Bowl DE **Olivier Vernon**. The Browns also inked free agents TE **Demetrius Harris**, LB **Adarius Taylor**, G **Eric Kush** and S **Morgan Burnett**, as well as Pro Bowlers DT **Sheldon Richardson** and RB **Kareem Hunt**.

GAME INFORMATION

TELEVISION News 5 | WEWS (Cleveland) | NFLN
PLAY-BY-PLAY Jay Crawford
ANALYST Tim Couch
SIDELINE REPORTER John Doss
SIDELINE ANALYSTS Dustin Fox and Bernie Kosar

RADIO University Hospitals Cleveland Browns Radio Network
FLAGSHIP STATIONS 92.3 The Fan (WKRK-FM)
 ESPN 850 WKNR | WNCX (98.5 FM)
PLAY-BY-PLAY Jim Donovan
ANALYST Doug Dieken
SIDELINE REPORTER Nathan Zegura

SPANISH RADIO La Mega 87.7 FM
PLAY-BY-PLAY Rafael "Rafa" Hernandez-Brito
ANALYST Octavio Sequera

TABLE OF CONTENTS

How they compare	5
Series history	6
Connections	6
Last time they played	7
Team notes	9-14
Player notes	15-42
Freddie Kitchens bio	43-44
Rosters	45-48
How the team was built	49
Depth chart	50
Pronunciation guide	50
Transactions	51-52
The last time	53-55
Game summaries	56-57
Statistics	58-63

BROWNS COMMUNICATIONS STAFF

PETER JOHN-BAPTISTE, SENIOR VICE PRESIDENT, COMMUNICATIONS
 pjohn-baptiste@clevelandbrowns.com, (440) 891-5015

DAN MURPHY, SENIOR MANAGER, COMMUNICATIONS
 dmurphy@clevelandbrowns.com, (440) 824-3659

ROB MCBURNETT, SENIOR MANAGER, COMMUNICATIONS
 rmcburnett@clevelandbrowns.com, (440) 824-6175

MIKE ANNARELLA, COORDINATOR, COMMUNICATIONS
 mannarella@clevelandbrowns.com, (440)891-5096

UPCOMING MEDIA SCHEDULE

TUESDAY, AUG. 27

11:10 a.m.-1:10 p.m. – Practice
After practice – Freddie Kitchens and players available

WEDNESDAY, AUG. 28

No scheduled availability

THURSDAY, AUG. 29

7:30 p.m. – Detroit Lions vs. Cleveland Browns

FRIDAY, AUG. 30

TBD – Freddie Kitchens conference call

SATURDAY, AUG. 31

No scheduled availability

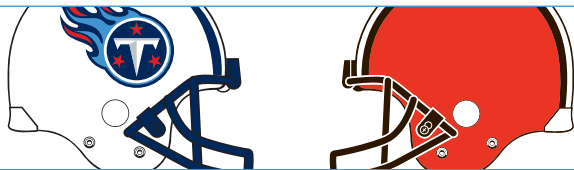
SUNDAY, SEPT. 1

No scheduled availability

**All times and availability are Eastern unless noted, approximate and subject to change. Please feel free to confirm times with the Browns communications staff.*

***All credential requests need to be submitted via clevelandbrowns.com/mediacredentials by noon, six days before each home game and 10 days before each away game.*

UP NEXT



Next, the Browns open the 2019 regular season against the Tennessee Titans at FirstEnergy Stadium. The last time the Browns and the Titans met in the regular season was in 2017, when the Titans defeated the Brown, 12-9.

HOW TO WATCH THE BROWNS

CLEVELAND BROWNS TELEVISION PROGRAMMING | NEWS 5

Game Day Programming

- Browns Countdown, presented by Elk & Elk (30 minutes prior to the game) News 5 (WEWS)
- Preseason Games, News 5 (WEWS)

Weekly Programming

- Building the Browns, News 5 (WEWS)/Youtube (Sundays at 11:30 a.m.)

Cleveland	WEWS (News 5)	ABC
Toledo	WTOL 11	CBS
Youngstown	WYTV 33	ABC

*Denotes gameday flagship stations

2019 NFL IMPORTANT DATES

AUG. 29

Final preseason games.

AUG. 31

Prior to 4 p.m., New York time, clubs must reduce rosters to a maximum of 53 players on the Active/Inactive List. Simultaneously with the cut-down to 53, clubs that have players in the categories of Active/Physically Unable to Perform or Active/Non-Football Injury or Illness must select one of the following options: place player on Reserve/Physically Unable to Perform or Reserve/NonFootball Injury or Illness, whichever is applicable; request waivers; terminate contract; trade contract; or continue to count the player on the Active List.

SEPT. 1

Claiming period for players placed on waivers at the final roster reduction will expire at 12 noon, New York time. Upon receipt of the Personnel Notice at approximately 1 p.m., New York time, clubs may establish a Practice Squad of 10 players (clubs participating in the International Player Development Program may sign one additional international player to a Practice Player Contract.) No club, including the player's prior club, will be permitted to sign a player to a Practice Player Contract until all clubs have received simultaneous notification via the above Personnel Notice that such player's prior NFL player contract has been terminated via the waiver system.

AFC NORTH SCHEDULE

LAST WEEK

BALTIMORE (3-0) at Philadelphia (1-2)	BAL, 26-15
New York Giants (2-1) vs. CINCINNATI (2-1)	CIN, 25-23
CLEVELAND (2-1) at Tampa Bay (2-1)	TB, 13-12
PITTSBURGH (3-0) at Tennessee (1-2)	PIT, 18-6

THIS WEEK

Indianapolis (0-3) vs. CINCINNATI (2-1)	Aug. 29, 7 p.m. ET
PITTSBURGH (3-0) at Carolina (1-2)	Aug. 29, 7 p.m. ET
Detroit (0-3) vs. CLEVELAND (2-1)	Aug. 29, 7:30 p.m. ET
BALTIMORE (3-0) at Washington (1-2)	Aug. 29, 7:30 p.m. ET

NEXT WEEK

BALTIMORE (0-0) at Miami (0-0)	Sept. 8, 1 p.m. ET
Tennessee (0-0) vs. CLEVELAND (0-0)	Sept. 8, 1 p.m. ET
CINCINNATI (0-0) at Seattle (0-0)	Sept. 8, 4:05 p.m. ET
PITTSBURGH (0-0) at New England (0-0)	Sept. 8, 8:20 p.m. ET

HOW THEY COMPARE



HC FREDDIE KITCHENS



HC MATT PATRICIA

FREDDIE KITCHENS: 0-0, ENTERING FIRST SEASON AS A HEAD COACH.

Freddie Kitchens was named the head coach of the Cleveland Browns on Jan. 12, 2019. This is Kitchens' second season with the Cleveland Browns, previously working as RBs coach and OC in 2018. Prior to Cleveland, Kitchens worked with the Dallas Cowboys and Arizona Cardinals from 2006-2017, coaching TEs, RBs and QBs. Kitchens was a QB at the University of Alabama from 1993 to 1997 where he threw for 4,668 passing yards and 30 touchdowns.

MATT PATRICIA: 6-10, SECOND SEASON AS A HEAD COACH, SECOND SEASON WITH THE LIONS.

On February 5, 2018, Matt Patricia was named the head coach of the Detroit Lions. Prior to becoming a head coach, Patricia served in several roles within the New England Patriots from 2004-17, coaching OL (2005) and LB and S from 2006-11. In 2012, Patricia was promoted to DC, where he led the Patriots defense for the next six seasons. Patricia is a three-time Super Bowl champion with the Patriots (2004, 2014 and 2016).

2018 NFL REGULAR SEASON RANKINGS

	LIONS	BROWNS
Points PG	20.3 (25)	22.4 (20)
Total YPG	327.3 (24)	368.8 (13)
Rushing YPG	103.8 (23)	118.3 (14)
Passing YPG	223.5 (20)	266.3 (13)
Points APG	22.5 (T-16)	24.5 (21)
Total Defensive YPG	335.0 (10)	393.0 (30)
Rushing Defensive YPG	110.1 (10)	135.2 (28)
Passing Defensive YPG	224.9 (8)	257.8 (25)
Turnover Ratio	-5 (T-23)	+7 (8t)

HEAD TO HEAD

A head-to-head look at each teams' top offensive and defensive weapons (based on 2018):

PASSING

QB	Cmp	Att	Yds	TD	Int	Rate
Baker Mayfield	310	486	3,725	27	14	93.7
Matthew Stafford	555	367	3,777	21	11	89.9

RUSHING

RB	Att	Yds	Avg	TD
Nick Chubb	192	996	5.19	8
Kerryon Johnson	118	641	5.43	3

RECEIVING

WR	Rec	Yds	Rec/G	TD
Jarvis Landry	81	976	61.0	4
Kenny Golladay	70	1,063	70.9	5

TACKLES

Player	Asst	Solo	Tot
Jamie Collins Sr.	31	72	104
Jarrad Davis	27	73	100

SACKS

Player	Sacks
Myles Garrett	13.5
Romeo Okwara	7.5

PASS DEFENSES

Player	PD
Darius Slay	17
Denzel Ward	11

INTERCEPTIONS

Player	Int
Damarious Randall	4
Darius Slay	3

SERIES HISTORY

PRESEASON GAME RESULTS VERSUS THE LIONS SINCE 2000

	Date	Result	Score
Detroit Lions	8/17/02	W	24-23
at Detroit Lions	8/23/03	L	17-38
Detroit Lions	8/21/04	W	17-10
at Detroit Lions	8/20/05	W	21-13
Detroit Lions	8/18/06	W	20-16
Detroit Lions	8/18/07	L	20-23
at Detroit Lions	8/23/08	L	6-26
Detroit Lions	8/22/09	W	27-10
at Detroit Lions	8/28/10	L	27-35
Detroit Lions	8/19/11	L	28-30
at Detroit Lions	8/10/12	W	19-17
Detroit Lions	8/15/13	W	24-6
at Detroit Lions	8/9/14	L	12-13
at Detroit Lions	8/30/18	W	35-17
Preseason Totals		6-5-0	.545
Home		1-2-0	.333
Away		5-3-0	.625

NOTABLE CONNECTIONS

- Browns QB **Drew Stanton** played collegiately at Michigan State and was a second-round pick by the Lions in 2007.
- Browns T **Greg Robinson** played for Detroit in 2017.
- Lions QB Josh Johnson and WR Jordan Lesley are former Browns.
- Browns QB Garrett Gilbert and DE Anthony Zettel are former Lions.
- Browns FB **Joe Kerridge** and C **Kyle Kalis** played collegiately at Michigan.
- Lions T **Taylor Decker** played at Ohio State.
- Browns HC **Freddie Kitchens** (2006) coached with Lions DC **Paul Pasqualoni** (2005-07) for Dallas.
- Browns OL coach **James Campen** (2004-18) coached with Lions OC **Darrell Bevell** (2000-05) in Green Bay.
- Browns STC **Mike Priefer** (2002) coached with Lions ST coach **John Bonamego** (1999-2002) in Jacksonville.
- **Priefer** (2011-18) coached with Lions OL coach **Jeff Davidson** (2011-15), TE coach **Chris White** (2009-12) and assistant OL coach **Hank Fraley** (2014-16) in Minnesota.
- Lions DL coach **Bo Davis** (2002-05) coached with Browns OC **Todd Monken** (2005-06) in Jacksonville.
- **Kalis** and Lions C **Graham Glasgow** were college teammates at Michigan.
- Browns TE **Pharaoh Brown** and Lions G **Tyrell Crosby** were college teammates at Oregon.
- Browns G **Eric Kush** and Lions QB **David Fales** played together in Chicago in 2016. He also played with Lions LB **Christian Jones** (2016-17).
- Browns WR **Odell Beckham Jr.** (2014-18) played with Lions TE **Jerome Cunningham** (2015) for the New York Giants.
- Browns DE **Olivier Vernon** (2016-18) and **Beckham Jr.** (2014-18) played with Lions DE **Romeo Okwara** (2016-17), DT **Damion Harrison** (2016-17) and S **Andrew Adams** (2016-17) for the Giants.
- Browns DL **Sheldon Richardson** (2013-17) played with Lions DT **Damion Harrison** (2012-15) and G **Oday Aboush** (2014) for the New York Jets.
- **Richardson** also played with **Aboush** in Seattle (2017).
- **Robinson** (2014-14) and Lions T **Andrew Donnel** (2015) played together in St. Louis.
- Browns C **JC Tretter** (2014-16) played in Green Bay with Lions DT **Mike Daniels** (2012-18).

THE LAST TIME VS. THE LIONS



**BROWNS 24
LIONS 38**

Nov. 12, 2017
Ford Field, Detroit, Mich.



Despite tallying more than 400 yards of total offense, the Browns dropped their Week 10 matchup to the Detroit Lions, 38-24. K Zane Gonzalez opened the scoring early in the first quarter, connecting on a 23-yard field goal to give the Browns a 3-0 lead. Following an interception by LB Jamie Collins Sr., QB DeShone Kizer hit WR Kenny Britt for a 19-yard touchdown, extending the Browns' lead to 10-0. Later in the first quarter, Lions K Matt Prater nailed a 46-yard field goal to put Detroit on the board. Early in the second quarter, Lions RB Ameer Abdullah scampered into the end zone from eight yards out to tie the game, 10-10. Later in the first half, Lions CB Nevin Lawson stripped TE Seth DeValve of the ball and took it 44 yards into the end zone for a Lions' 17-10 halftime lead. The Browns opened the second half with a an eight-play, 85-yard drive capped off by a six-yard touchdown run by RB Isaiah Crowell to tie the game at 17. In the third quarter, Kizer snuck into the end zone from one yard out to give the Browns back the lead, 24-17. But on the ensuing possession, Lions RB Theo Riddick caught an eight-yard touchdown pass from Lions QB Matthew Stafford to once again even the score, 24-24. The Lions didn't let up in the fourth quarter, scoring on a 29-yard touchdown pass from Stafford to TE Eric Ebron for a 31-24 Lions lead. Detroit would tack on one more score, a 40-yard touchdown pass from Stafford to WR Golden Tate for a final score of 38-24.

TEAM	1	2	3	4	F
Cleveland	10	0	14	0	24
Detroit	3	14	7	14	38

SCORING SUMMARY

TEAM	Q	TIME PLAY
Browns	1	11:30 Z.Gonzalez 23 yd. Field Goal (5-42, 1:32)
Browns	1	8:39 K.Britt 19 yd. pass from D.Kizer (Z.Gonzalez kick) (3-31, 1:23)
Lions	1	6:00 M.Prater 46 yd. Field Goal (7-47, 2:39)
Lions	2	10:25 A.Abdullah 8 yd. run (M.Prater kick) (8-90, 4:28)
Lions	2	3:55 N.Lawson 44 yd. fumble return (M.Prater kick)
Browns	3	11:01 I.Crowell 6 yd. run (Z.Gonzalez kick) (8-85, 3:59)
Browns	3	2:23 D.Kizer 1 yd. run (Z.Gonzalez kick) (10-80, 6:01)
Lions	3	0:52 T.Riddick 8 yd. pass from M.Stafford (M.Prater kick) (4-75, 1:31)
Lions	4	10:46 E.Ebron 29 yd. pass from M.Stafford (M.Prater kick) (9-61, 4:03)
Lions	4	4:28 G.Tate 40 yd. pass from M.Stafford (M.Prater kick) (3-44, 0:49)

TEAM STATISTICS

	CLE	DET
FIRST DOWNS:	26	16
TIME OF POSSESSION:	34:34	25:26
TOTAL NET YARDS: (Ru/Pa):	413 (201/212)	345 (104/241)
SACKS/Yards	4/8	4/25
PUNTS/Average:	5-48.2	4-44.0
PENALTIES/Yards:	7-60	7-81
FUMBLES/LOST:	1/1	0/0

INDIVIDUAL STATISTICS

PASSING: CLE: D.Kizer 21-37-232 (TD, INT), C.Kessler 1-3-5; DET: M.Stafford 17-26-249 (3 TDs, INT).
RUSHING: CLE: I.Crowell 16-90 (TD), D.Kizer 7-57 (TD), D.Johnson 10-54; DET: A.Abdullah 11-52 (TD), T.Riddick 4-25, M.Stafford 4-17.
RECEIVING: CLE: D.Johnson 6-34, S.DeValve 4-70, R.Higgins 4-34, K.Britt 2-38 (TD), S.Coates 2-38, R.Louis 2-15, I.Crowell 1-5, D.Njoku 1-3; DET: G.Tate 6-97 (TD), T.Riddick 3-12 (TD), K.Golladay 2-64, E.Ebron 2-39 (TD), M.Jones 1-22, D.Washington 1-10, A.Abdullah 1-3, T.Jones 1-2.
INTERCEPTIONS: CLE: J.Collins 1-0; DET: D.Slay 1-0.
SACKS: CLE: E.Ogbah 2-7, J.Schobert 1-1, C.Kirksey 1-0; DET: C.Washington 2-11, T.Wilson 1-11, A.Zettel 1-3.
PUNTING: CLE: B.Colquitt 5-241 (48.2); DET: S.Martin 4-176 (44.0).
PUNT RETURNS: CLE: J.Peppers 2-12; DET: J.Agnew 4-56.
KICKOFF RETURNS: CLE: M.Dayes 1-22, J.Peppers 1-13; DET: None.
MISSED FIELD GOALS: CLE: None; DET: None.

THE LAST TIME VS. THE LIONS IN PRESEASON



**BROWNS 35
LIONS 17**

Aug. 30, 2018
Ford Field, Detroit, Mich.



The Cleveland Browns defeated the Detroit Lions, 35-17, to finish their preseason slate 3-1. On the game's opening drive, QB Baker Mayfield led the Browns on a nine-play, 80-yard drive, capped by a three-yard rushing touchdown from RB Nick Chubb. After forcing a Detroit three-and-out, K Zane Gonzalez followed with a 39-yard field goal. In the second quarter, RB Matthew Dayes broke a 42-yard run up the middle for a touchdown, while DL Nate Orchard returned an interception 36 yards for six more points. RB Dontrell Hilliard punched the ball into the end zone on the Browns' two-point conversion attempt or 25-0 lead at the half. The Lions got on the board for the first time with a field goal on their first possession of the second half, but Gonzalez answered with a 45-yard field goal of his own. In the fourth quarter, Browns QB Brogan Roback found WR Blake Jackson for a 22-yard touchdown. Cleveland's offense collected 424 total yards on the evening, while the Browns defense's first-half shutout marked six consecutive quarters of the unit not allowing a point.

TEAM	1	2	3	4	F
Cleveland	10	15	3	7	35
Detroit	0	0	3	14	17

SCORING SUMMARY

TEAM	Q	TIME PLAY
Browns	1	1:43 B.Cundiff 43 yd. Field Goal (7-31, 2:18)
Browns	2	11:10 B.Cundiff 26 yd. Field Goal (11-58, 4:21)
Lions	2	0:25 N.Freeze 32 yd. Field Goal (12-71, 5:13)
Browns	3	11:27 B.Cundiff 41 yd. Field Goal (7-26, 3:33)
Browns	4	6:52 B.Cundiff 41 yd. Field Goal (10-37, 4:39)
Lions	4	1:05 C.Fuller 21 yd. pass from K.Moore (G.Tavecchio kick) (4-50, 1:09)

TEAM STATISTICS

	CLE	DET
FIRST DOWNS:	22	15
TIME OF POSSESSION:	33:29	26:31
TOTAL NET YARDS: (RU/PA):	424 (163/261)	253 (83/170)
SACKS/YARDS:	1-6	1-7
PUNTS/AVERAGE:	6-39.5	8-45.6
PENALTIES/YARDS:	14-134	7-53
FUMBLES/LOST:	2/1	0/0

INDIVIDUAL STATISTICS

PASSING: CLE: B.Mayfield 9-16-138, B.Roback 7-14-130 (TD); DET: J.Rudock 14-24-112 (TD), M.Cassel 4-11-64.
RUSHING: CLE: M.Dayes 8-77 (TD), D.Hilliard 18-54, N.Chubb 5-30 (TD), B.Mayfield 1-2; DET: D.Washington 20-67 (TD), J.Rudock 2-17, Z.Zenner 1-(-1).
RECEIVING: CLE: D.Cajuste 2-48, J.Janis 2-42, M.Dayes 2-34, D.Scott 2-31, D.Hilliard 2-28, D.Willies 2-16, B.Jackson 1-22 (TD), D.Ratley 1-21, S.Baggett 1-19,

WHAT TO LOOK FOR IN 2019

TEAM

- The last time the Browns had consecutive seasons of at least seven wins was from 2001-02.
- The last time the Browns had at least three divisional wins in consecutive seasons was from 2007-08.

QB BAKER MAYFIELD

- By throwing for a touchdown in each of his first 11 starts in 2019, Mayfield would break Pro Football Hall of Fame QB Kurt Warner's league record of consecutive starts with a touchdown pass (24).
- Needs 15 passing scores to break Pro Football Hall of Fame QB Otto Graham's franchise record for most passing touchdowns by a Brown in his first two years.

RB NICK CHUBB

- Following his 996 rushing yard output in his rookie season, Chubb only needs 451 yards to surpass William Green's record for most rushing yards in a Browns player's first two seasons since 1999.

DE MYLES GARRETT

- Garrett needs seven sacks in 2019 to have the most sacks in a Brown's first three seasons, breaking Reggie Camp's mark of 27.

WR JARVIS LANDRY

- Needs 48 receptions to break the record for most receptions by a player in his first six seasons with 529.

S DAMARIOUS RANDALL

- With three interceptions, would become the first player since DB Tom Carter (1993-97) to record at least three interceptions in each of player's first five seasons.

WR ODELL BECKHAM JR.

- With another 1,000-yard receiving season, will tie for the second most seasons (five) in a player's first six years.
- With at least 100 yards in the first game of 2019, will pass Julio Jones for third-most receiving yards in the first 60 games of a career (5,576).
- With at least three receptions in his first two games, will pass Cris Carter for the third-longest streak of games with three-plus receptions (59).

2018 PRO BOWL SELECTIONS

The Browns notched four Pro Bowl selections last season, their most since the 2014 season when S Tashaun Gipson, CB Joe Haden, T Joe Thomas and S Donte Whitner were selected.



75
G | JOEL BITONIO



95
DE | MYLES GARRETT



80
WR | JARVIS LANDRY



21
CB | DENZEL WARD

A SLAM MONK

OC **Todd Monken** enters his first season with Cleveland in 2019 after spending the last three years as the Tampa Bay Buccaneers' OC. Last year, the Buccaneers offense was one of the top in the league. Tampa Bay led the NFL in passing yards per game (320.3), while ranking third in total yards per game (415.5), third in third down conversion rate (46.0) and fourth in yards per play (6.30). The 2018 offense, led by Monken, was also the best in team history, owning the most yards (6,648), most passing yards (5,125), most points (396) and most first downs (388) in franchise history. Additionally, Tampa Bay's 5,125 passing yards in 2018 were the fourth most in a single season in team history.

Monken also helped Buccaneers WR Mike Evans rank third in the NFL in receiving yards (1,524) in 2018, establishing a new franchise record.

WHERE THERE'S A WILKS, THERE'S A WAY

DC **Steve Wilks** comes to Cleveland in 2019 after serving as the Arizona Cardinals' HC in 2018. Under his guidance, the Cardinals finished fourth (203.9 yards per game) in the NFL against the pass. The unit also recorded 49 sacks, the fifth-best total in the league and the third best in the NFC. The total was also the fourth highest in team history.

SPECIAL DELIVERY

STC **Mike Priefer** enters his 13th season as an NFL STC and first with the Browns in 2019. While with the Minnesota Vikings (2011-18), Priefer's units led the NFL with 14 special teams touchdowns. The Vikings scored on seven kickoff returns, five punt returns and two touchdowns off blocked punts. In 2018, the Vikings' Marcus Sherels broke the team's career punt return yardage record and also holds the record for most punt returns for scores (five), the most in the NFL since 2012. Sherels has also returned the most punts for 20-plus yards in the NFL over the same span (29).

GIVE AND TAKE

After only forcing 13 turnovers in 2017, the Browns defense surpassed last season with a second-ranked 31 takeaways in 2018 (17 interceptions, 14 fumble recoveries), the unit's most takeaways in a season since 2008 (31). The team's 17 interceptions tied for fifth in the NFL, while its 14 fumble recoveries tied for first.

The Browns' turnover differential (+7) tied for the NFL's eighth-best tally. Last season, the Browns ranked last in the league with a -28 turnover differential.

2018 NFL TEAM LEADERS: TAKEAWAYS

Team	Tot
1. Chicago	36
2. Cleveland	31
3. L.A. Rams	30

2018 NFL TEAM LEADERS: INT

Team	Int
1. Chicago	27
2. Miami	21
3t. L.A. Rams	18
3t. New England	18
5t. Cleveland	17
5t. Denver	17

2018 NFL TEAM LEADERS: OPP. FR

Team	FR
1t. Cleveland	14
1t. Houston	14
1t. Seattle	14

2018 TEAM NFL LEADERS: TURNOVER DIFF.

Team	Takeaways	Giveaways	Diff
1. Seattle	26	11	+15
2. Houston	29	16	+13
3. Chicago	36	24	+12
4. L.A. Rams	30	19	+11
5. New England	28	18	+10
6. Kansas City	27	18	+9
7. New Orleans	24	16	+8
8t. Cleveland	31	24	+7
8t. Denver	28	21	+7
8t. Washington	26	19	+7

With a combination of 14 players having at least one takeaway last season, the Browns tied with the Dallas Cowboys, Chicago Bears, Kansas City Chiefs and Seattle Seahawks for the fourth-most number of defenders contributing to takeaways. The Indianapolis Colts, Denver Broncos and Los Angeles Rams tied for first with 16.

TURNING A NEGATIVE INTO A POSITIVE

In addition to its takeaway ability, the Browns defense forced 109 plays for negative yards by its opponents, sixth in the NFL last season. Additionally, the unit's 64 forced negative rushing plays by their opponents were also sixth in the league, while its forced negative passing plays tied for 10th.

2018 NFL TEAM LEADERS: OPP. NEG. PLAYS

	Team	- Rush	- Pass	Tot
1.	Arizona	68	55	123
2.	Buffalo	78	41	119
3t.	Carolina	66	50	116
3t.	Tampa Bay	70	46	116
5.	Minnesota	49	61	110
6.	Cleveland	64	45	109
7.	Indianapolis	65	42	107
8t.	New Orleans	47	59	106
8t.	San Francisco	59	47	106
10t.	Philadelphia	51	54	105
10t.	Pittsburgh	43	62	105

ON THE ATTACK

The Browns defense was among the league's best in defending the pass in 2018, placing fifth in passes defended (78).

2018 NFL TEAM LEADERS: PD

	Team	PD
1.	Chicago	98
2.	Houston	90
3.	Baltimore	89
4.	Denver	82
5.	Cleveland	78

Additionally, the defense's 78 pass breakups and 16 forced fumbles are 12th and tied for third, respectively, in franchise history since 1992. Its 17 interceptions were the most since 2014 (21).

1992-2018 BROWNS TEAM LEADERS: FF

	Year	FF
1.	1992	20
2.	2001	19
3t.	2018	16
3t.	2012	16
3t.	2002	16

DB DOMINANCE

As a DB unit, the Browns were among the top-ranked teams in the NFL in forced fumbles (seven), interceptions (13) and opponent fumble recoveries (seven) in 2018.

2018 NFL DB UNIT LEADERS: FF

	Team	FF
1.	Washington	11
2.	New Orleans	9
3.	Seattle	8
4t.	Cleveland	7
4t.	Indianapolis	7

2018 NFL DB UNIT LEADERS: FR

	Team	FR
1t.	Cleveland	7
1t.	Houston	7
3t.	Seattle	6
3t.	New Orleans	6
5t.	New England	5
5t.	Tampa Bay	5

2018 NFL DB UNIT LEADERS: INT

	Team	Int
1.	Chicago	21
2.	Miami	17
3.	New England	15
4.	L.A. Rams	14
5t.	Cleveland	13
5t.	Oakland	13
5t.	Denver	13

BUTTERFINGERS

As a defense, the Browns' 16 forced fumbles tied for seventh among all 2018 NFL teams.

2018 NFL TEAM LEADERS: FF

Team	FF
1. Kansas City	21
2t. Houston	19
2t. New Orleans	19
4t. Buffalo	18
4t. Washington	18
6. Chicago	17
7t. Cleveland	16
7t. Seattle	16
9. Indianapolis	15
10. Dallas	14

GET REDY

The Browns offense was tied for sixth in the NFL in the red zone with a 66.7 touchdown efficiency, 7.6 percent ahead of the 2018 league average and 4.4 percent ahead of the playoff teams' average. In 2017, the Browns finished tied for 25th in the NFL in red-zone touchdown efficiency with a 48.7 average, 4.7 percent below the league average.

2018 NFL TEAM LEADERS: RED-ZONE TD EFF.

Team	RZ Drives	RZ TDs	Eff.
1. Pittsburgh	49	36	73.5
2. Kansas City	71	51	71.8
3. Cincinnati	45	32	71.1
4. New Orleans	69	48	69.6
5. Indianapolis	64	44	68.8
6t. Cleveland	48	32	66.7
6t. Chicago	54	36	66.7
8. Seattle	55	36	65.5
9. Arizona	28	18	64.3
10. L.A. Chargers	53	34	64.2

The Browns offense posted an average of 5.23 red-zone points last season, tied for the ninth most in the NFL.

2018 NFL TEAM LEADERS: RED-ZONE PTS AVG

Team	Drives	Scores	Pts	Avg
1. Kansas City	71	68	404	5.69
2. Cincinnati	45	42	250	5.56
3. New Orleans	69	63	382	5.54
4. Pittsburgh	49	43	271	5.53
5. Indianapolis	64	57	346	5.41
6. Chicago	54	49	290	5.37
7. Seattle	55	50	293	5.33
8. Arizona	28	25	147	5.25
9t. Cleveland	48	43	251	5.23
9t. L.A. Chargers	53	48	277	5.23

RUNNING THE FIELD

The Browns offense posted 1,893 rushing yards on 411 attempts for 15 touchdowns during the 2018 NFL season. The Browns' 1,893 total rushing yards and 4.61 rushing average ranked 14th and 11th, respectively, in the NFL. Their 15 rushing scores tied for 11th. Moreover, the Browns have the second-best rushing average (4.65) in the NFL since 2016.

2016-18 NFL TEAM LEADERS: RUSH AVG

Team	Att	Yds	Avg
1. Green Bay	1,093	5,092	4.66
2. Cleveland	1,145	5,319	4.65
3. Dallas	1,418	6,529	4.60

2018 NFL TEAM LEADERS: RUSH (10+ YDS)

Team	10+
1. Seattle	77
2. Carolina	69
3t. Baltimore	64
3t. L.A. Rams	64
3t. New England	64
6. L.A. Chargers	62
7t. Dallas	61
7t. Tennessee	61
9. San Francisco	60
10. Cleveland	56

2018 NFL TEAM LEADERS: RUSH (20+ YDS)

Team	20+
1. Kansas City	19
2. Cleveland	18
3t. Chicago	17
3t. N.Y. Giants	17
3t. Seattle	17

2018 NFL LEADERS: RUSH TD (20+ YDS)

Team	20+ TD
1t. Cleveland	4
1t. Denver	4
1t. N.Y. Giants	4

2018 NFL TEAM LEADERS: RUSH (50+ YDS)

Team	50+
1. N.Y. Giants	5
2t. Cleveland	3
2t. Miami	3
2t. N.Y. Jets	3

2018 NFL LEADERS: RUSH TD (50+ YDS)

Team	50+ TD
1. N.Y. Giants	4
2. Miami	3
3t. Cleveland	2
3t. N.Y. Jets	2
3t. San Francisco	2
3t. Tennessee	2
3t. Washington	2

ORANGE RUSH

In franchise history, the 2018 Browns rushed for some of the club's best numbers to date. The team's 15 rushing scores were its most since 2014 (17), while its 1,893 rushing yards were its most since 2009 (2,087) and its 4.61 rushing average ranked 10th all time. Additionally, the unit was fifth in rushing first downs (93) and was second for the most total rushing plays for 10-plus yards since 1994 (56). Since the franchise came back to Cleveland in 1999, the 2018 team posted rushing totals that are top three in nearly every category.

1999-2018 BROWNS TEAM LEADERS: RUSH AVG

Year	Att	Yds	Avg
1. 2016	288	1,357	4.71
2. 2018	411	1,893	4.61
3. 2017	337	1,536	4.56

1999-2018 BROWNS TEAM LEADERS: RUSH YDS

Year	Att	Yds
1. 2009	498	2,087
2. 2007	440	1,895
3. 2018	411	1,893

1999-2018 BROWNS TEAM LEADERS: RUSH 10+ YDS

Year	10+
1. 2009	57
2. 2018	56
3. 2007	55

1999-2018 BROWNS TEAM LEADERS: RUSH TD

Year	TD
1. 2014	17
2. 2018	15
3t. 2007	13
3t. 2016	13
3t. 2010	13

1999-2018 BROWNS TEAM LEADERS: RUSH 1ST DOWN

Year	1st
1. 2007	110
2. 2009	102
3. 2017	97
4. 2004	94
5. 2018	93

A WELL-RECEIVED AVERAGE

The 2018 Browns WRs combined for a yards-per-game average of 266.3, the club's third-highest mark in history. Their 22.1 receptions-per-game average rank third in Browns annals and their 12.1 receiving average ranked tied for seventh in the league this season.

ALL-TIME BROWNS TEAM LEADERS: YDS/G (WRs)

Year	Yds/G
1. 2013	273.3
2. 1981	271.2
3. 2018	266.3

ALL-TIME BROWNS TEAM LEADERS: REC/G (WRs)

Year	Rec/G
1. 2013	23.7
2. 2015	23.2
3. 2018	22.1

2018 NFL TEAM LEADERS: YDS/REC (WRs)

Team	Yds/Rec
1. Kansas City	13.3
2. Tampa Bay	13.1
3. L.A. Rams	12.9
4. San Francisco	12.8
5. L.A. Chargers	12.4
6. Seattle	12.3
7t. Cleveland	12.1
7t. Houston	12.1

TAKING OFFENSE

The 2018 Browns offensive unit accrued the AFC's eighth-most touches (764) and scrimmage yards (6,154). Additionally, the Browns tied for fourth in the NFL with four successful two-point conversions, also tied for the best total by a Browns team (1994).

2018 NFL TEAM LEADERS: 2PT

Team	2pt
1. L.A. Chargers	6
2t. L.A. Rams	5
2t. Philadelphia	5
4t. Cleveland	4
4t. Indianapolis	4
4t. New Orleans	4
4t. Pittsburgh	4
4t. N.Y. Giants	4
4t. Chicago	4

THE HARD YARDS

The 2018 Browns posted some of the best yardage numbers in franchise history.

ALL-TIME BROWNS TEAM LEADERS: TOT NET YDS/G

Year	Tot Yds/G
1. 1981	369.7
2. 2018	368.8
2. 1953	365.9

ALL-TIME BROWNS TEAM LEADERS: SCRIM YDS/G

Year	Scrim Yds/G
1. 1981	391.8
2. 1953	386.3
3. 1952	385.4
4. 2018	384.6
5. 1979	382.4

ALL-TIME BROWNS TEAM LEADERS: TOT NET YDS

Year	Tot Yds/G
1. 1981	5,915
2. 2018	5,900
3. 1979	5,772

ALL-TIME BROWNS TEAM LEADERS: SCRIM YDS

Year	Scrim Yds/G
1. 1981	6,268
2. 2018	6,154
3. 1979	6,119

SETTLING THE SCORE

The 2018 Browns' 22.4 points-per-game average and 2.75 touchdowns-per-game average are both the highest marks by a Browns team since 2007, when the team averaged 25.1 points per game and 2.88 touchdowns per game.

HOME SWEET HOME

The Browns finished their 2018 home slate 5-2-1 (.688), their second-best winning percentage in Cleveland since 1999, behind the 7-1 Browns in 2007 (.875). The club also finished the season with three consecutive wins at home, its longest stretch since 2014. Additionally, the Browns went 2-0-1 (.833) at home against the AFC North, their best division record all time at home.

Offensively at home, the Browns posted the league's fourth-best rushing average (4.93), ninth-most scrimmage yards (3,206), tied for the fifth-most rushing yards (1,100) and 10th-most total net yards (3,034).

Defensively in Cleveland, the 2018 Browns tied for the NFL's sixth-most passes defended (43), tied for the fifth-most forced fumbles (eight) and tied for the seventh-most interceptions (nine).

BIG-TIME SECURITY

The 2018 team's Week 10 starting OL of LT Greg Robinson, second team All-Pro LG Joel Bitonio, C JC Tretter, RG Kevin Zeitler and RT Chris Hubbard didn't allow a sack for the first time since Dec. 27, 2015. The group also aided the Browns on the ground with 211 rushing yards, their most since Week 17 last year. Following a Week 11 bye, the group again kept defenders from the QB in Weeks 12 and 13, marking the first time the Browns hadn't allowed a sack in three straight games since 1988. The unit did so again in Weeks 16-17 and finished the season by allowing the fewest sacks in the NFL since Week 9.

2018 NFL TEAM LEADERS: SACKS ALLOWED (SINCE WEEK 9)

Team	G	Att	Sacked
1. Cleveland	8	267	5
2. Indianapolis	8	301	8
3. New Orleans	8	251	9
4. New England	8	279	10

RETURN POLICY

Browns returners combined for the league's 12th-most punt return yards (290), seventh-most kickoff return yards (884) and sixth-most total kick return yards (1,174) in 2018.

2018 NFL TEAM LEADERS: TOTAL KICK RETURN YDS

Team	PR Yds	KR Yds	Tot Yds
1. N.Y. Jets	324	1,238	1,562
2. N.Y. Giants	231	1,097	1,328
3. Cincinnati	236	1,071	1,307
4. Kansas City	261	975	1,236
5. Miami	293	938	1,231
6. Cleveland	290	884	1,174
7. L.A. Rams	307	834	1,141
8. San Francisco	180	944	1,124
9. Baltimore	404	707	1,111
10. Buffalo	207	807	1,014

BONUS BALL

The Browns tied a franchise record by playing four overtime games last year. The team also played in four in 1989. The Browns became the first NFL team since Arizona in 2011 to play four overtime games in a season.

UNDEFEATED UNDER 21

In 2018, the Browns held their opponent to 20 or fewer points on seven occasions and posted a perfect 7-0 record in those instances.

PERFECT IN PRIMETIME

The Browns were 2-0 in primetime games in 2018 and are 24-32 (.429) all time, including a 2-0 mark on Saturday nights.

AWAKEN THE SLEEPING GIANT

With the Kansas City Chiefs, General Manager **John Dorsey** selected three players who went on to earn first team All-Pro honors and were also selected to multiple Pro Bowls, including TE Travis Kelce (third round, 2013), CB Marcus Peters (first round, 2015) and WR Tyreek Hill (fifth round, 2016). In 2017, he drafted current Browns RB **Kareem Hunt** (third round), who led the NFL in rushing during his rookie season and was selected to the Pro Bowl. The year prior in 2016, LB D.J. Alexander (sixth round, 2015) was also selected to the Pro Bowl.

Dorsey's career success in the spring has been evident in the winter, as he's selected a rookie Pro Bowler in each NFL Draft since 2015, including CB **Denzel Ward** in his first draft as a Brown (2018).

DORSEY'S DRAFT SELECTIONS TO MAKE THE PRO BOWL AS ROOKIES SINCE 2015

Year	Rnd	Pick	Overall	Player	Pos	College
2018	1	4	4	Denzel Ward	CB	Ohio State
2017	3	22	86	Kareem Hunt	RB	Toledo
2016	5	28	165	Tyreek Hill	WR	West Alabama
2015	1	18	18	Marcus Peters	CB	Washington

BROWNS 2019 DRAFT CLASS

RD	NAME	POS	COLLEGE
2	Greedy Williams	CB	Louisiana St.
3	Sione Takitaki	LB	Brigham Young
4	Sheldrick Redwine	S	Miami
5a	Mack Wilson	LB	Alabama
5b	Austin Seibert	K	Oklahoma
6	Drew Forbes	T	Southeast Missouri
7	Donnie Lewis, Jr.	CB	Tulane



13 | WR ODELL BECKHAM JR.

BEND IT LIKE BECKHAM

Since entering the NFL in 2014, WR **Odell Beckham Jr.** is third in the league with an average of 6.6 catches per game, third with 92.8 receiving yards per game, third with 44 receiving touchdowns, seventh in receiving yards and 10th in first downs.

2014-18 NFL RECEIVING LEADERS: REC/G

Player	G	Rec	Rec/G
1. Antonio Brown	76	576	7.6
2. Julio Jones	77	524	6.8
3. Odell Beckham Jr.	59	390	6.6

2014-18 NFL RECEIVING LEADERS: YDS/G

Player	G	Rec	Yds/G
1. Julio Jones	77	7,994	103.8
2. Antonio Brown	76	7,646	100.6
3. Odell Beckham Jr.	59	5,476	92.8

His 92.8 receiving yards is the 2nd-highest average in history (minimum 10 games played) behind Atlanta's Julio Jones (96.7).

2014-18 NFL RECEIVING LEADERS: TD

Player	G	Rec	TD
1. Antonio Brown	76	576	59
2. DeAndre Hopkins	79	476	45
3. Odell Beckham Jr.	59	390	44

2014-18 NFL RECEIVING LEADERS: YDS

Player	G	Rec	TD
1. Julio Jones	77	524	7,994
2. Antonio Brown	76	576	7,646
3. DeAndre Hopkins	79	476	6,635
4. T.Y. Hilton	77	375	6,153
5. Mike Evans	77	395	6,103
6. Demaryius Thomas	79	448	5,632
7. Odell Beckham Jr.	59	390	5,476

2014-18 NFL RECEIVING LEADERS: 1ST DOWNS

Player	G	Rec	1st
1. Julio Jones	77	524	380
2. Antonio Brown	76	576	367
3. DeAndre Hopkins	79	476	346
4. Mike Evans	77	395	314
5. Demaryius Thomas	79	448	272
6. T.Y. Hilton	77	375	271
7. Larry Fitzgerald	78	457	268
8. Jarvis Landry	80	481	264
9. Travis Kelce	79	410	263
10. Odell Beckham Jr.	59	390	255

FEELIN' LIKE A THOUSAND YARDS

Beckham Jr. has exceeded 1,000 receiving yards in four of his five seasons, missing only 2017, when ankle injuries limited him to four games. He's one of only 12 players in history to accomplish the feat in his first five NFL seasons and is one just six active players to do so.

ALL-TIME NFL RECEIVING LEADERS: 1,000 YDS IN FIRST FIVE CAREER SEASONS

Player	Years	Tot
1t. Mike Evans	2014-18	5
1t. A.J. Green	2011-15	5
3t. Odell Beckham Jr.	2014-18	4
3t. Randy Moss	1998-02	5
3t. Lance Alworth	1963-66	4
3t. Marques Colston	2006-10	4
3t. Brandin Cooks	2015-18	4
3t. T.Y. Hilton	2013-16	4
3t. Torry Holt	2000-03	4
3t. Chad Johnson	2002-05	4
3t. Brandon Marshall	2007-10	4
3t. Jerry Rice	1986-89	4

ALL-TIME NFL RECEIVING LEADERS: 1,000 YDS IN FIRST FIVE CAREER SEASONS (ACTIVE)

Player	Years	Tot
1t. Mike Evans	2014-18	5
1t. A.J. Green	2011-15	5
3t. Odell Beckham	2014-18	4
3t. Brandin Cooks	2015-18	4
3t. T.Y. Hilton	2013-16	4
3t. Brandon Marshall	2007-10	4

Just he, Mike Evans and Brandin Cooks have done so at least four times since 2014.

125+

Among active players, Beckham Jr. is tied for seventh with 16 games of 125-plus receiving yards. The total ranks second behind Jones among active players in their first five years and is fourth in league history in the same span.

**ALL-TIME NFL RECEIVING LEADERS:
GAMES WITH 125+ YARDS (ACTIVE)**

Player	Years	Tot
1. Julio Jones	2011-18	28
2t. Antonio Brown	2011-18	25
2t. Larry Fitzgerald	2005-17	25
4. Brandon Marshall	2007-15	20
5. T.Y. Hilton	2013-18	19
6. DeSean Jackson	2009-18	17
7t. Odell Beckham Jr.	2014-18	16
7t. A.J. Green	2012-17	16

**ALL-TIME NFL RECEIVING LEADERS:
GAMES WITH 125+ YARDS IN FIRST FIVE CAREER SEASONS (ACTIVE)**

Player	Years	Tot
1. Julio Jones	2011-15	17
2. Odell Beckham Jr.	2014-18	16
3t. Larry Fitzgerald	2005-08	12
3t. A.J. Green	2012-15	12
3t. T.Y. Hilton	2013-16	12

**ALL-TIME NFL RECEIVING LEADERS:
GAMES WITH 125+ YARDS IN FIRST FIVE CAREER SEASONS**

Player	Years	Tot
1. Lance Alworth	1963-66	19
2t. Julio Jones	2011-15	17
2t. Randy Moss	1998-02	17
4. Odell Beckham	2014-18	16
5. Torry Holt	2000-03	14

100+

Beckham Jr.'s 24 career games with 100-plus yards are tied for third among active players in their first five seasons, tied for eighth in league history in the same span and tie for third since 2014.

**ALL-TIME NFL RECEIVING LEADERS:
GAMES WITH 100+ YARDS IN FIRST FIVE CAREER SEASONS (ACTIVE)**

Player	Years	Tot
1. Julio Jones	2011-15	28
2. Demaryius Thomas	2011-14	25
3t. Odell Beckham Jr.	2014-18	24
3t. A.J. Green	2011-15	24
3t. T.Y. Hilton	2012-16	24

**ALL-TIME NFL RECEIVING LEADERS:
GAMES WITH 100+ YARDS IN FIRST FIVE CAREER SEASONS**

Player	Years	Tot
1. Randy Moss	1998-02	30
2. Julio Jones	2011-15	28
3t. Lance Alworth	1963-66	27
3t. Charley Hennigan	1960-64	27
3t. Torry Holt	1999-03	27
6t. Jerry Rice	1985-89	25
6t. Demaryius Thomas	2011-14	25
8t. Odell Beckham Jr.	2014-18	24
8t. A.J. Green	2011-15	24
8t. T.Y. Hilton	2012-16	24

**2014-18 NFL RECEIVING LEADERS:
GAMES WITH 100+ YARDS**

Player	Tot
1. Julio Jones	37
2. Antonio Brown	34
3t. Odell Beckham Jr.	24
3t. DeAndre Hopkins	24

Since 2014, Beckham Jr.'s 12 games with 140-plus receiving yards are tied for third in the league, while his five games with 150-plus yards rank seventh. Additionally, his three games with 160-plus yards are tied for seventh and his two games with 180-plus yards rank fifth.

TRIPLE THREAT

Beckham Jr. has caught at least three passes in every game he's played in but one (58). His active streak of 57 straight games with at least three catches is fourth all time and the longest active streak, 10 ahead of Michael Thomas.

**ALL-TIME NFL RECEIVING LEADERS:
CONSECUTIVE GAMES WITH 3+ REC**

Player	Tot	Streak
1. Reggie Wayne	82	Sept. 13, 2009-Nov. 30, 2014
2. Antonio Brown	76	Sept. 8, 2013-Dec. 10, 2017
3. Cris Carter	58	Dec. 12, 1993-Oct. 5, 1997
4. Odell Beckham Jr.	57	Oct. 19, 2014-Pres.
5. Torry Holt	53	Nov. 21, 2004-Dec. 30, 2007

**ALL-TIME NFL RECEIVING LEADERS:
CONSECUTIVE GAMES WITH 3+ REC (ACTIVE STREAK)**

Player	Tot	Streak
1. Odell Beckham Jr.	57	Oct. 19, 2014-Pres.
2. Michael Thomas	47	Sept. 11, 2016-Pres.
3. DeAndre Hopkins	25	Oct. 29, 2017-Pres.
4. Julian Edelman	24	Oct. 9, 2016-Pres.
5. JuJu Smith-Schuster	23	Oct. 29, 2017-Pres.

FAST TO 5,000

Beckham Jr. recorded 143 receiving yards against the Atlanta Falcons in Week 7 last year, increasing his career total to 5,073, in his 54th career game. He became the second-fastest player to reach 5,000 receiving yards in NFL history, and the fastest in the Super Bowl era. Atlanta's Julio Jones held the previous Super Bowl era record at 56 games.

**ALL-TIME NFL RECEIVING LEADERS:
FEWEST GAMES TO REACH 5,000 REC YDS**

Player	G
1. Lance Alworth	52
2. Odell Beckham, Jr.	54
3. Julio Jones	56
4. Charley Hennigan	59
5. Randy Moss	59

TWO TDs

With at least two receiving scores in 11 games since entering the league in 2014, Beckham Jr. ranks second in the NFL in that category (Antonio Brown, 15).

12 OR LESS

Beckham Jr. is the only player in the Super Bowl era with two seasons of 1,000-plus receiving yards in 12 games or less (2014 and 2018).

300 FROM 13

In 2017, Beckham Jr. became the first NFL receiver to reach 300 receptions in his first 45 career games, passing Anquan Boldin's previous record of 47 games.

**ALL-TIME NFL RECEIVING LEADERS:
FEWEST GAMES TO REACH 300 RECEPTIONS**

Player	G
1. Odell Beckham Jr.	45
2. Anquan Boldin	47
3. Jarvis Landry	49
4t. Keenan Allen	51
4t. Julio Jones	51

DOUBLE THE FUN

Since 2014, Beckham Jr. has posted eight games with at least 10 receptions, tied for seventh in the NFL during that span, along with teammate WR Jarvis Landry.

**2014-18 NFL RECEIVING LEADERS:
GAMES WITH 10+ REC**

Player	Tot
1. Antonio Brown	20
2. Julio Jones	13
3. Zach Ertz	10
4t. Keenan Allen	9
4t. Larry Fitzgerald	9
4t. Michael Thomas	9
7t. Odell Beckham	8
7t. Jarvis Landry	8
7t. DeAndre Hopkins	8

THE MORE YOU CAN DO

Beckham Jr. twice caught and threw a touchdown pass in the same game last year (at Carolina on 10/7, and vs. Chicago on 12/2), becoming the first player in 94 years to record multiple games with a touchdown pass and a receiving touchdown in a single season. Eddie Kaw and Benny Boynton of the 1924 Buffalo Bisons were the only players to previously accomplish the feat. He also became the only player in NFL history with at least 1,000 receiving yards and multiple touchdown passes in a single season.

In addition to his touchdown pass, Beckham Jr. had eight receptions for 137 yards at Carolina. He became the 4th player in NFL history with at least 100 receiving yards and a 50-plus-yard touchdown pass in the same game, joining New England's David Patten (Oct. 21, 2001 at Indianapolis), Pittsburgh's Tom Tracy (Dec. 13, 1958 vs. the Chicago Cardinals) and Philadelphia's Billy Ray Barnes (Nov. 16, 1958 vs. the Chicago Cardinals). Beckham and Patten, who played for the Giants from 1997-99, are the only two players in league history to accomplish the feat with a touchdown catch.

COMING UP IN THE CLUTCH

Beckham Jr. has proven to be a reliable go-to WR when it counts since he entered the NFL, placing second in the league with 18 fourth-quarter touchdown receptions, fourth in yards, fourth in 25-plus-yard receptions and seventh in receptions.

**2014-18 NFL RECEIVING LEADERS:
4TH QUARTER TDs**

Player	TD
1. Antonio Brown	21
2. Odell Beckham Jr.	18
3. DeAndre Hopkins	17
4. Dez Bryant	14
5t. Doug Baldwin	12
5t. Mike Evans	12
5t. Jimmy Graham	12

**2014-18 NFL RECEIVING LEADERS:
4TH QUARTER YDS**

Player	Yds
1. Antonio Brown	2,204
2. DeAndre Hopkins	2,069
3. Julio Jones	2,068
4. Odell Beckham Jr.	1,705
5. Mike Evans	1,653
6. Jarvis Landry	1,540

**2014-18 NFL RECEIVING LEADERS:
4TH QUARTER REC (25+ YDS)**

Player	25+
1. DeAndre Hopkins	23
2. Antonio Brown	22
3. Julio Jones	20
4. Odell Beckham Jr.	19
5t. Mike Evans	17
5t. T.Y. Hilton	17

**2014-18 NFL RECEIVING LEADERS:
4TH QUARTER REC**

Player	TD
1. Jarvis Landry	148
2. Antonio Brown	147
3. DeAndre Hopkins	134
4. Larry Fitzgerald	125
5. Julio Jones	124
6. Golden Tate	116
7. Odell Beckham Jr.	111

CLASS ACT

Among the 2014 NFL Draft class, Beckham Jr. and Landry rank among the best in multiple categories.

**2014-18 NFL RECEIVING LEADERS:
REC (2014 DRAFT CLASS)**

Player	G	Rec
1. Jarvis Landry	80	481
2. Mike Evans	77	395
3. Odell Beckham Jr.	59	390

**2014-18 NFL RECEIVING LEADERS:
YDS (2014 DRAFT CLASS)**

Player	G	Yds
1. Mike Evans	77	6,103
2. Odell Beckham Jr.	59	5,476
3. Brandin Cooks	74	5,147
4. Jarvis Landry	80	5,014

**2014-18 NFL RECEIVING LEADERS:
TGT (2014 DRAFT CLASS)**

Player	G	Tgt
1. Jarvis Landry	80	719
2. Mike Evans	77	717
3. Odell Beckham Jr.	59	622

**2014-18 NFL RECEIVING LEADERS:
TD (2014 DRAFT CLASS)**

Player	G	TD
1. Odell Beckham Jr.	59	44
2. Mike Evans	77	40
3. Davante Adams	74	39
4. Brandin Cooks	74	32
5. Sammy Watkins	62	28
6t. Jarvis Landry	80	26
6t. Allen Robinson	56	26

**2014-18 NFL RECEIVING LEADERS:
YDS/G (2014 DRAFT CLASS)**

Player	G	Yds/G
1. Odell Beckham Jr.	59	92.8
2. Mike Evans	77	79.3
3. Brandin Cooks	74	69.6
4. Allen Robinson	56	64.3
5. Jarvis Landry	80	62.7

**2014-18 NFL SCORING LEADERS:
PTS (2014 DRAFT CLASS)**

Player	G	Pts
1. Odell Beckham Jr.	59	264
2. Mike Evans	77	252
3. Davante Adams	74	240
4. Devonta Freeman	63	222
5. Brandin Cooks	74	206
6. Jeremy Hill	55	182
7. Jarvis Landry	80	178

**2014-18 NFL YARDAGE LEADERS:
SCRIMM YDS (2014 DRAFT CLASS)**

	Player	G	Yds
1.	Mike Evans	77	6,103
2.	Odell Beckham Jr.	59	5,550
3.	Brandin Cooks	74	5,376
4.	Jarvis Landry	80	5,193

**2014-18 NFL YARDAGE LEADERS:
ALL-PURPOSE YDS (2014 DRAFT CLASS)**

	Player	G	A-P Yds
1.	Jarvis Landry	80	7,299
2.	Mike Evans	77	6,100
3.	Odell Beckham Jr.	59	5,881

BIG-PLAY OBJ

Beckham Jr.'s 52 catches of 25-plus yards since 2014 rank eighth in the league since that time, despite playing in at least six fewer games than the rest of the top-10 players in the category.

2014-18 NFL RECEIVING LEADERS: REC (25+)

	Player	G	Rec	25+
1.	Antonio Brown	76	576	75
2.	T.Y. Hilton	77	375	74
3.	Julio Jones	77	524	68
4.	DeAndre Hopkins	79	476	61
5.	Mike Evans	77	395	56
6.	Brandin Cooks	74	360	55
7.	Rob Gronkowski	65	295	54
8.	Odell Beckham Jr.	59	390	52
9.	DeSean Jackson	65	233	50
10.	Emmanuel Sanders	71	374	48

FINDING THE END ZONE

Beckham Jr. has proven to be no stranger to the end zone, placing fourth in the NFL in overall touchdowns per game (0.75) since entering the league in 2014.

2014-18 NFL SCORING LEADERS: TD/G

	Player	G	TD	25+
1.	Todd Gurley II	58	56	0.97
2.	Antonio Brown	76	61	0.80
3.	Odell Beckham Jr.	59	44	0.75

TEN TO A HUNDRED

Among all active players, Beckham Jr.'s seven games with a minimum of 10 receptions for 100 yards rank tied for ninth.

**ALL-TIME NFL RECEIVING LEADERS:
GAMES WITH 10+ REC AND 100+ YDS (ACTIVE)**

	Player	Tot
1.	Antonio Brown	18
2.	Brandon Marshall	17
3.	Julio Jones	15
4.	Larry Fitzgerald	12
5.	A.J. Green	10
6t.	Keenan Allen	9
6t.	Zach Ertz	9
8.	DeAndre Hopkins	8
9t.	Odell Beckham Jr.	7
9t.	Michael Thomas	7

5+

With 23 games of five-plus catches and at least one touchdown reception, Beckham Jr. ranks tied for fifth in that span.

**2014-18 NFL RECEIVING LEADERS:
GAMES WITH 5+ REC AND 1+ TDs**

	Player	Tot
1.	Antonio Brown	39
2t.	Mike Evans	26
2t.	DeAndre Hopkins	26
4.	Julio Jones	24
5t.	Odell Beckham Jr.	23
5t.	Demaryius Thomas	23

In the same category, Beckham Jr. ranks second in number of games with at least five catches and at least a pair of receiving touchdowns.

**2014-18 NFL RECEIVING LEADERS:
GAMES WITH 5+ REC AND 2+ TDs**

	Player	Tot
1.	Antonio Brown	14
2.	Odell Beckham Jr.	8
3t.	DeAndre Hopkins	7
3t.	Jordy Nelson	7
5t.	Davante Adams	6
5t.	Brandin Cooks	6
5t.	Mike Evans	6
5t.	Jordan Reed	6
5t.	Emmanuel Sanders	6

JUST PASSING BY

With 106 career passing yards, Beckham Jr. is third in the NFL since 2014 among non-QBs and is tied for second in passing touchdowns (two).

2014-18 NFL PASSING LEADERS: YDS (NON-QBs)

Player	Yds
1. Mohamed Sanu	135
2. Johnny Hekker	114
3. Odell Beckham Jr.	106
4. Logan Thomas	96
5. Jarvis Landry	72

2014-18 NFL PASSING LEADERS: TDs (NON-QBs)

Player	TD
1. Mohamed Sanu	3
2t. Odell Beckham Jr.	2
2t. Cecil Shorts	2
2t. Tarik Cohen	2

FIRST 60

At 59 career games played, Beckham Jr. is already the all-time leading WR in receptions (390) in a player's first 60 games. He'll look to climb the list in several other categories in 2019.

**ALL-TIME NFL RECEIVING LEADERS:
MOST REC IN FIRST 60 CAREER GAMES**

Player	Years	G	Rec
1. Odell Beckham Jr.	2014-18	59	390
2. Lionel Taylor	1960-64	60	386
3t. Julio Jones	2011-15	60	372
3t. Anquan Boldin	2003-07	60	372
5. Jarvis Landry	2014-17	60	368

**ALL-TIME NFL RECEIVING LEADERS:
MOST REC YDS IN FIRST 60 CAREER GAMES**

Player	Years	G	Yds
1. Lance Alworth	1962-67	60	5,907
2. Charley Hennigan	1960-64	60	5,791
3. Julio Jones	2011-15	60	5,575
4. Odell Beckham Jr.	2014-18	59	5,476
5. Randy Moss	1998-01	60	5,199

**ALL-TIME NFL RECEIVING LEADERS:
MOST TDs IN FIRST 60 CAREER GAMES**

Player	Years	G	TD
1. Lance Alworth	1962-67	60	55
2t. Randy Moss	1998-01	60	51
2t. Rob Gronkowski	2010-14	60	51
4. Jerry Rice	1985-88	60	49
5. Sonny Randle	1959-64	60	47
6. Odell Beckham Jr.	2014-18	59	44

**ALL-TIME NFL RECEIVING LEADERS:
100-YDS REC IN FIRST 60 CAREER GAMES**

Player	Tot
1. Lance Alworth	28
2. Charley Hennigan	27
3. Julio Jones	25
4. Odell Beckham Jr.	24
5. Randy Moss	22

**ALL-TIME NFL RECEIVING LEADERS:
125-YDS REC IN FIRST 60 CAREER GAMES**

Player	Tot
1. Lance Alworth	19
2. Odell Beckham Jr.	16
3t. Julio Jones	15
3t. Randy Moss	15
5t. Isaac Bruce	12
5t. Charley Hennigan	12
5t. Art Powell	12

FIRST 70

As he approaches 70 career games played, Beckham Jr. remains a top all-time WR who is still climbing the ranks.

**ALL-TIME NFL RECEIVING LEADERS:
MOST REC IN FIRST 70 CAREER GAMES**

Player	Years	G	Rec
1. Lionel Taylor	1960-65	70	442
2. Julio Jones	2011-16	70	438
3. Jarvis Landry	2014-18	70	431
4. Anquan Boldin	2003-08	70	427
5. Keenan Allen	2013-18	70	420
6. Larry Fitzgerald	2004-08	70	397
7. Kellen Winslow	1979-84	70	391
8t. Odell Beckham Jr.	2014-18	59	390
8t. Antonio Brown	2010-14	70	390
10. A.J. Green	2011-15	70	388

**ALL-TIME NFL RECEIVING LEADERS:
MOST REC YDS IN FIRST 70 CAREER GAMES**

Player	Years	G	Yds
1. Lance Alworth	1962-68	70	6,902
2. Julio Jones	2011-16	70	6,718
3. Charley Hennigan	1960-65	70	6,427
4. Art Powell	1960-65	70	5,975
5. Jerry Rice	1985-89	70	5,924
6. Randy Moss	1998-02	70	5,800
7. A.J. Green	2011-15	70	5,722
8. Torry Holt	1999-03	70	5,692
9. Anquan Boldin	2003-08	70	5,680
10. Lionel Taylor	1960-65	70	5,552
11. Larry Fitzgerald	2004-08	70	5,483
12. Odell Beckham Jr.	2014-18	59	5,476

**ALL-TIME NFL RECEIVING LEADERS:
MOST TDs IN FIRST 70 CAREER GAMES**

	Player	Years	G	TD
1.	Lance Alworth	1962-68	70	64
2.	Jerry Rice	1985-89	70	62
3.	Rob Gronkowski	2010-15	70	59
4.	Art Powell	1960-65	70	56
5t.	Randy Moss	1998-02	70	55
5t.	Sonny Randle	1959-65	70	55
7.	Dez Bryant	2010-14	70	50
8.	Jimmy Graham	2010-14	70	46
9.	Charley Hennigan	1960-65	70	45
10t.	Odell Beckham Jr.	2014-18	59	44
10t.	Three Others			44

**ALL-TIME NFL RECEIVING LEADERS:
100-YDS REC IN FIRST 70 CAREER GAMES**

	Player	Tot
1.	Lance Alworth	32
2.	Julio Jones	30
3.	Charley Hennigan	28
4.	Demaryius Thomas	25
5t.	Odell Beckham Jr.	24
5t.	Randy Moss	24
5t.	Art Powell	24

Beckham Jr. is also tied with Randy Moss for third on the all-time list of 125-plus-yard receiving games in a players' first 70 games.



80 | WR JARVIS LANDRY

CATCHING ON QUICKLY

With 481 career receptions through his fifth year, WR **Jarvis Landry** broke the NFL record for most catches in the first five years of a career against the Ravens in Week 5 of 2018. In addition to shattering the record for most receptions through the first four years of a career in 2017 (400), Landry ranks second for most receptions during the first two years of a career (194) and tied for most in the first three years of a career (288) with Beckham Jr.

NFL ALL-TIME RECEIVING LEADERS: MOST REC IN FIRST FIVE YEARS

	Player	Years	G	Rec
1.	Jarvis Landry	2014-18	80	481
2.	Larry Fitzgerald	2004-08	76	426
3.	Torry Holt	1999-2003	80	423

LEADING LANDRY

WR Landry finished 2018 with 81 receptions for 976 yards and four touchdowns. After posting a league-best 112 receptions for 987 yards and a career-best nine touchdowns in 2017, Landry is seventh among all NFL receivers in receptions (193) since that time.

2017-18 NFL RECEIVING LEADERS: REC

	Player	G	Tgt	Rec
1.	Michael Thomas	32	296	229
2.	DeAndre Hopkins	31	337	211
3.	Antonio Brown	29	331	205
4.	Adam Thielen	32	295	204
5.	Julio Jones	32	318	201
6.	Keenan Allen	32	295	199
7.	Jarvis Landry	32	310	193

SEEING RED

Landry caught nine passes in the red zone last season, two of which were for scores. After notching career highs in red-zone receiving and red-zone touchdowns in 2017 with 17 receptions and all nine of his touchdowns coming inside the 20, he continued to impress in the red zone through 2018.

2017-18 NFL RECEIVING LEADERS: RED-ZONE REC

	Player	G	Tgt	Rec
1.	Alvin Kamara	31	38	32
2.	Michael Thomas	32	41	31
3.	Davante Adams	29	45	29
4.	Zach Ertz	30	44	27
5.	Jarvis Landry	32	39	26

2017-18 NFL RECEIVING LEADERS: RED-ZONE TD

	Player	G	Rec	TD
1.	Davante Adams	29	29	19
2t.	Zach Ertz	30	27	15
2t.	DeAndre Hopkins	31	23	15
4.	Travis Kelce	31	25	14
5.	Alshon Jeffery	29	15	13
6t.	Stefon Diggs	29	23	12
6t.	Eric Ebron	32	13	12
6t.	Jimmy Graham	32	18	12
6t.	Michael Thomas	32	31	12
10t.	Jarvis Landry	32	26	11
10t.	Cameron Brate	32	13	11
10t.	Antonio Brown	29	20	11

5 AND 50

In his first five seasons, Landry has recorded at least five receptions and 50 receiving yards in 45 games. The tally ties for fifth best in the league since 2014. His 45 games tie for fifth on the all-time list of players who have posted at least five receptions and 50 receiving yards in a single game through the first five years of their careers. Raiders WR Antonio Brown (2010-14) and Bengals WR A.J. Green (2011-15) hold the record with 47.

2014-18 NFL RECEIVING LEADERS: GAMES WITH 5+ REC AND 50+ REC YDS.

	Player	Tot
1.	Antonio Brown	61
2.	Julio Jones	60
3.	DeAndre Hopkins	54
4.	Demaryius Thomas	51
5t.	Jarvis Landry	45
5t.	Larry Fitzgerald	45
7t.	Mike Evans	42
7t.	Golden Tate	42
9.	A.J. Green	41
10.	Brandin Cooks	40

400 CLUB

With 481 career receptions, Landry is just one of nine players to have 400-plus catches since 2014, including Brown (576), Julio Jones (424), Demaryius Thomas (448), Larry Fitzgerald (457), Golden Tate (446), DeAndre Hopkins (476), Travis Kelce (410) and Zach Ertz (401).

TWO AT A TIME

Since Week 2 of his rookie season in 2014, Landry has caught at least two passes in 79 consecutive games. His streak is the best in the NFL since 2014 and is the second longest that's active, behind only Brown (115).

ALL-TIME NFL RECEIVING LEADERS: CONSECUTIVE GAMES WITH 2+ REC (ACTIVE STREAK)

	Player	Tot	Streak
1.	Antonio Brown	115	Oct. 23, 2011-Pres.
2.	Jarvis Landry	79	Sept. 14, 2014-Pres.
3.	Larry Fitzgerald	77	Sept. 14, 2014-Pres.
4.	Odell Beckham Jr.	59	Oct. 5, 2014-Pres.

ALL-TIME NFL RECEIVING LEADERS: CONSECUTIVE GAMES WITH 2+ REC

	Player	Tot	Streak
1.	Tim Brown	147	Oct. 10, 1993-Oct. 27, 2002
2.	Jerry Rice	146	Sept. 8, 1991-Sept. 9, 2001
3.	Antonio Brown	115*	Oct. 23, 2011-Pres.
4.	Marvin Harrison	110	Oct. 20, 1996-Nov. 2, 2003
5.	Larry Fitzgerald	97	Nov. 21, 2004-Dec. 19, 2010
6.	Cris Carter	91	Dec. 21, 1991-Dec. 7, 1997
7.	Reggie Wayne	82	Sept. 13, 2009-Nov. 30, 2014
8.	Marshall Faulk	81	Nov. 23, 1997-Sept. 14, 2003
9.	Jarvis Landry	79*	Sept. 14, 2014-Pres.
10.	Roddy White	77	Dec. 23, 2007-Nov. 25, 2012

*Active

1ST-AND-JUICE

Since 2014, Landry is eighth in the NFL in receptions caught for first downs (264) and registered 44 in 2018.

2014-18 NFL RECEIVING LEADERS: 1ST-DOWN

	Player	G	Tgt	Rec	1st
1.	Julio Jones	77	813	524	380
2.	Antonio Brown	76	859	576	367
3.	DeAndre Hopkins	79	807	476	346
4.	Mike Evans	77	718	395	314
5.	Demaryius Thomas	79	734	448	272
6.	T.Y. Hilton	77	649	375	271
7.	Larry Fitzgerald	78	672	457	268
8.	Jarvis Landry	80	719	481	264

DOUBLE TROUBLE

Since his sophomore season in 2015, Landry has reeled in double-digit receptions in eight games, tied for the league's sixth-best total in that span. He's also caught 11 passes or more in four games, also tied for sixth in the NFL.

2015-18 NFL RECEIVING LEADERS: GAMES WITH 10+ REC

Player	Tot
1. Antonio Brown	16
2. Julio Jones	10
3t. Zach Ertz	9
3t. Larry Fitzgerald	9
3t. Michael Thomas	9
6t. Jarvis Landry	8
6t. DeAndre Hopkins	8

2015-18 NFL RECEIVING LEADERS: GAMES WITH 11+ REC

Player	Tot
1. Antonio Brown	9
2t. Keenan Allen	6
2t. Julio Jones	6
4t. Zach Ertz	5
4t. Michael Thomas	5
6t. Jarvis Landry	4
6t. Stefon Diggs	4
6t. Adam Thielen	4

A HANDFUL OF CATCHES

Landry has registered at least five catches in 58 career games, giving him the best mark all time among players in their first five seasons. His total is nine ahead of the next-best total of 49 belonging to Green (2011-15) and Hopkins (2013-17). Additionally, he's tied for fourth in the NFL since 2014, behind Brown (65), Jones (60) and Hopkins (59).

2014-18 NFL RECEIVING LEADERS: GAMES WITH 5+ REC

Player	Tot
1. Antonio Brown	65
2. Julio Jones	60
3. DeAndre Hopkins	59
4t. Jarvis Landry	58
4t. Demaryius Thomas	58

ALL-TIME NFL RECEIVING LEADERS: GAMES WITH 5+ REC THROUGH FIRST FIVE YEARS

Player	Years	Tot
1. Jarvis Landry	2014-18	58
2t. A.J. Green	2011-15	49
2t. DeAndre Hopkins	2013-17	49

THE MORE YOU CAN DO

In Week 16, Landry recorded four receptions for 47 yards and completed a 63-yard pass to WR Breshad Perriman, the longest completion by a Brown who isn't a QB in history.

ALL-PURPOSE PLAYER

Entering his sixth season, Landry's 7,299 all-purpose yards are eighth among active players in their first five years.

NFL ALL-PURPOSE YDS LEADERS: ACTIVE PLAYERS THROUGH FIRST FIVE YEARS

Player	Years	A-P Yds
1. Darren Sproles	2005-10	9,956
2. Ted Ginn Jr.	2007-11	8,525
3. Adrian Peterson	2007-11	8,477
4. Le'Veon Bell	2013-17	8,000
5. Antonio Brown	2010-14	7,837
6. LeSean McCoy	2009-13	7,600
7. Frank Gore	2005-09	7,392
8. Jarvis Landry	2014-18	7,299

JARVIS

Since 2017, Landry's receiving touchdowns mark (13) ties for 12th in the league among WRs, while his 14 overall scores tie for eighth among the same group.

2017-18 NFL SCORING LEADERS: TD (WR)

Player	G	TD
1t. Antonio Brown	29	24
1t. DeAndre Hopkins	31	24
3. Davante Adams	29	23
4. Tyreek Hill	31	22
5. Stefon Diggs	29	17
6t. Alshon Jeffery	29	15
6t. JuJu Smith-Schuster	30	15
8t. Jarvis Landry	32	14
8t. Amari Cooper	29	14
8t. Mike Evans	31	14
8t. A.J. Green	25	14
8t. Marvin Jones Jr.	25	14
8t. Michael Thomas	32	14

CATCH UP

Landry's 81 receptions in 2018 are the seventh-best number produced by a Brown in a season.

ALL-TIME BROWNS RECEIVING LEADERS: REC IN A SEASON

Player	Year	Rec
1t. Ozzie Newsome	1983	89
1t. Ozzie Newsome	1984	89
1t. Kellen Winslow	2006	89
4. Josh Gordon	2013	87
5. Kevin Johnson	2001	84
6. Kellen Winslow	2007	82
7. Jarvis Landry	2018	81

THIRD DOWN'S A CHARM

Landry has proven to be a go-to target on third downs since 2017, with his 51 receptions being one of the best numbers in the league in that span—no different than when he entered the league in 2014.

2017-18 NFL RECEIVING LEADERS: 3RD-DOWN REC

Player	G	Tgt	Rec
1. Adam Thielen	32	99	62
2. Michael Thomas	32	81	58
3. Keenan Allen	32	97	57
4t. DeAndre Hopkins	31	94	54
4t. Julio Jones	32	82	54
6t. Jarvis Landry	32	81	51
6t. Antonio Brown	29	86	51
6t. Golden Tate	31	82	51
9t. Duke Johnson Jr.	32	59	46
9t. Larry Fitzgerald	32	80	46

2016-18 NFL RECEIVING LEADERS: 3RD-DOWN REC

Player	G	Tgt	Rec
1t. DeAndre Hopkins	47	143	82
1t. Adam Thielen	48	128	82
3. Jarvis Landry	48	116	77
4. Michael Thomas	47	108	75
5. Golden Tate	47	122	74
6. Larry Fitzgerald	48	119	70
7. Antonio Brown	44	125	69
8. Duke Johnson Jr.	48	90	68

2015-18 NFL RECEIVING LEADERS: 3RD-DOWN REC

Player	G	Tgt	Rec
1. DeAndre Hopkins	63	195	112
2. Antonio Brown	60	184	111
3. Golden Tate	63	164	100
4. Jarvis Landry	64	159	98
5. Julio Jones	62	147	94
6. Duke Johnson Jr.	64	116	91

2014-18 NFL RECEIVING LEADERS: 3RD-DOWN REC

Player	G	Tgt	Rec
1. Antonio Brown	76	238	147
2. DeAndre Hopkins	79	234	135
3. Golden Tate	79	213	134
4. Julio Jones	77	194	122
5. Demaryius Thomas	79	210	121
6. Jarvis Landry	80	188	120

TOP TIER

Since entering the league in 2014, Landry ranks among the NFL's best in the following categories:

2014-18 RECEIVING LEADERS: REC

Player	G	Rec
1. Antonio Brown	76	576
2. Julio Jones	77	524
3. Jarvis Landry	80	481

2014-18 RECEIVING LEADERS: TGT

Player	G	Tgt
1. Antonio Brown	76	859
2. Julio Jones	77	813
3. DeAndre Hopkins	79	807
4. Demaryius Thomas	79	734
5. Jarvis Landry	80	719

2014-18 RECEIVING LEADERS: REC/G

Player	G	Rec	Rec/G
1. Antonio Brown	76	576	7.6
2. Julio Jones	77	524	6.8
3. Odell Beckham Jr.	59	390	6.6
4. Julian Edelman	51	325	6.4
5. Keenan Allen	55	349	6.3
6t. Jarvis Landry	80	481	6.0
6t. DeAndre Hopkins	79	476	6.0

2014-18 NFL LEADERS: SCRIM YDS/TOUCH

Player	Touches	Scrim Yds	Scrim Yds/Touch
1. Julio Jones	528	8,022	15.2
2. Antonio Brown	586	7,696	13.1
3. Jarvis Landry	510	5,193	10.2
4. Duke Johnson Jr.	534	3,456	6.5
5. Christian McCaffrey	523	3,051	5.8

2014-18 RECEIVING LEADERS: YDS AFTER CATCH

Player	Rec	Yds	YAC
1. Golden Tate	446	5,019	2,971
2. Travis Kelce	410	5,236	2,714
3. Julio Jones	524	7,994	2,629
4. Antonio Brown	576	7,646	2,567
5. Jarvis Landry	481	5,014	2,472
6. Le'Veon Bell	267	2,261	2,357
7. Theo Riddick	281	2,212	2,200
8. Demaryius Thomas	448	5,632	2,084
9. Randall Cobb	334	3,762	2,073
10. Odell Beckham Jr.	390	5,476	1,978
11. Duke Johnson Jr.	235	2,170	1,925

LUCKY 13

With two 13-plus reception games in away stadiums for his career, Landry ties for No. 2 all time in the category.

ALL-TIME NFL RECEIVING LEADERS: 13+ REC IN AWAY STADIUMS

Player	No.
1. Marvin Harrison	3
2t. Jarvis Landry	2
2t. Anquan Boldin	2
2t. Dwayne Bowe	2
2t. Bobby Engram	2
2t. Larry Fitzgerald	2
2t. Tony Gonzalez	2
2t. Kellen Winslow	2
2t. Jason Witten	2
2t. Stefon Diggs	2
2t. Keenan Allen	2

Landry's overall total number of games with double-digit receptions in the same category (seven) is tied for the 10th-best tally in NFL history.

26

At 26 years old, Landry is fourth all time in receptions by a player who is 26 or younger. He trails only Larry Fitzgerald (523), Randy Moss (525) and DeAndre Hopkins (528). He's also ranked fourth by a player who is 25 or younger (400) and tied for sixth with Beckham Jr. by a player who is 24 or younger (288).

50/50


Landry caught three passes for 57 yards and a score, while also rushing for 54 yards on two carries and his second-career rushing touchdown against the Panthers in Week 14 last year. He became the first Brown since Leroy Hoard (Nov. 24, 1991) with a 50-yard rush and a 50-yard catch in the same game.

MADE WITH 66.9% REAL JUICE

Landry's career reception percentage (66.9) is eighth among NFL players since 2014 who have been targeted over 500 times.

**2014-18 NFL RECEIVING LEADERS:
REC PCT BY WR TARGETED 500+ TIMES**

Player	Tgt	Rec	Rec Pct
1. Travis Kelce	579	410	70.8%
2. Doug Baldwin	515	363	70.5%
3. Zach Ertz	573	401	70.0%
4. Golden Tate	640	446	69.7%
5. Larry Fitzgerald	671	457	68.1%
6. Keenan Allen	512	349	68.0%
7. Antonio Brown	859	576	67.1%
8. Jarvis Landry	719	481	66.9%



95 | DE MYLES GARRETT

TROUBLE MAKER

Second team All-Pro DE and Pro Bowler **Myles Garrett** led the 2018 Browns with 13.5 sacks, the second most by a Brown in a single season. With 20.5 in just 27 career games, he tied Terrell Suggs (2003-04) for the fourth most among active players in 27 games or less and tied for 11th among all players in the same category in league history. His total is the most by a Brown in his first two career seasons and is the seventh-highest total among active players in their first two years.

**ALL-TIME NFL DEFENSIVE LEADERS:
SACKS IN FIRST 27 CAREER GAMES (ACTIVE)**

Player	Years	Sacks
1. Von Miller	2011-12	26.5
2. Joey Bosa	2016-17	22
3. Clay Matthews	2009-10	21.5
4t. Myles Garrett	2017-18	20.5
4t. Terrell Suggs	2003-04	20.5
6. J.J. Watt	2011-12	20
7t. Brian Orakpo	2009-10	19.5
7t. Cameron Wake	2009-10	19.5
9t. Yannick Ngakoue	2016-17	18
9t. Julius Peppers	2002-03	18

**ALL-TIME BROWNS DEFENSIVE LEADERS:
SACKS IN FIRST 27 CAREER GAMES**

Player	Years	Sacks
1. Myles Garrett	2017-18	20.5
2. Kamerion Wimbley	2006-07	15
3. Reggie Camp	1983-84	12.5

MYLES THE MAGNIFICENT

Garrett finished 2018 with the league's sixth-most sacks (13.5).

2018 NFL DEFENSIVE LEADERS: SACKS

Player	G	Sacks
1. Aaron Donald	16	20.5
2. J.J. Watt	16	16
3. Chris Jones	16	15.5
4t. Danielle Hunter	16	14.5
4t. Von Miller	16	14.5
6. Myles Garrett	16	13.5

SEASON SUCCESS

Garrett's 13.5 sacks in 2018 are the second most by a Brown in a single season and the most since 2001.

ALL-TIME BROWNS DEFENSIVE LEADERS: SACKS IN A SEASON

Player	Year	Sacks
1. Reggie Camp	1984	14
2. Myles Garrett	2018	13.5
3. Jamir Miller	2001	13
4. Clay Matthews	1984	12
5. Michael Dean Perry	1990	11.5
6t. Chip Banks	1985	11
6t. Paul Kruger	2014	11
6t. Anthony Pleasant	1993	11
6t. Kamerion Wimbley	2006	11
10. Rob Burnett	1994	10

A FORCE TO BE RECKONED WITH

Garrett forced three fumbles last season, tying him for the 10th-highest total in the league and the second highest among DEs.

2018 NFL DEFENSIVE LEADERS: FF (DE)

Player	G	FF
1. J.J. Watt	16	7
2t. Myles Garrett	16	3
2t. Frank Clark	16	3
2t. Jerry Hughes	16	3
2t. Chandler Jones	16	3
2t. Trey Flowers	15	3

2018 NFL DEFENSIVE LEADERS: FF

Player	G	FF
1t. Dee Ford	16	7
1t. J.J. Watt	16	7
3t. Khalil Mack	14	6
3t. T.J. Watt	16	6
5. Justin Houston	12	5
6t. Aaron Donald	16	4
6t. Marshon Lattimore	16	4
6t. Darius Leonard	15	4
6t. Von Miller	16	4
10t. Myles Garrett	16	3
10t. 18 Others		3

Among all NFL defenders, only Garrett and eight others registered at least 13 sacks and forced at least three fumbles in 2018. He's the second Brown to do so in a season and is just the second No. 1 overall pick to accomplish the feat in a season in NFL history.

2018 NFL DEFENSIVE LEADERS: 12+ SACKS AND 3+ FF

Player	Sacks	FF
Myles Garrett	13.5	3
Frank Clark	13	3
Aaron Donald	20.5	4
Dee Ford	13	7
Chandler Jones	13	3
Ryan Kerrigan	13	3
J.J. Watt	16	7
T.J. Watt	13	6
Von Miller	14.5	4

**ALL-TIME NFL DEFENSIVE LEADERS:
NO. 1 OVERALL PICKS WITH 12+ SACKS AND 3+ FF IN A SEASON**

Player	Year(s)
Myles Garrett	2018
Bruce Smith	1986-87, 1990, 1992-93, 1996

A FORCEFUL PRESENCE

With four career forced fumbles, Garrett tied for third in Browns history by a player in his first two seasons and tied for third by a Brown in his first 27 games.

ALL-TIME BROWNS DEFENSIVE LEADERS: FF (FIRST TWO YEARS)

Player	Years	Tot
1. Jabaal Sheard	2011-12	6
2. Kamerion Wimbley	2006-07	5
3t. Myles Garrett	2017-18	4
3t. Mark Word	2002-03	4
5t. Joe Schobert	2016-17	3
5t. Daylon McCutcheon	1999-2000	3
5t. Wali Rainer	1999-2000	3
5t. K'Waun Williams	2014-15	3

ALL-TIME BROWNS DEFENSIVE LEADERS: FF (FIRST 27 GAMES)

	Player	Years	FF
1t.	Jabaal Sheard	2011-12	5
1t.	Mark Word	2002-03	5
3t.	Myles Garrett	2017-18	4
3t.	Kameron Wimbley	2006-07	4

OVER ACHIEVER

Garrett posted two-plus sacks in three games last year, tied for the league's third-best mark and tied for second by a Brown in a single season.

2018 NFL DEFENSIVE LEADERS: GAMES (2+ SACKS)

	Player	Tot
1.	Aaron Donald	7
2.	Cameron Jordan	5
3t.	Myles Garrett	3
3t.	11 Others	3

ALL-TIME BROWNS DEFENSIVE LEADERS: SINGLE-SEASON GAMES (2+ SACKS)

	Player	Year	Tot
1.	Jamir Miller	2001	4
2t.	Myles Garrett	2018	3
2t.	Reggie Camp	1984	3
2t.	Michael Dean Perry	1990	3
2t.	Michael Dean Perry	1991	3
2t.	Anthony Pleasant	1993	3

Among active players, Garrett posted two-plus sacks on four occasions to tie for the NFL's eighth-best total in a player's first two career seasons.

ALL-TIME NFL DEFENSIVE LEADERS: GAMES 2+ SACKS IN FIRST TWO YEARS (ACTIVE)

	Player	Year(s)	Tot
1t.	Jason Pierre-Paul	2010-11	7
1t.	J.J. Watt	2011-12	7
3.	Terrell Suggs	2003-04	6
4t.	Joey Bosa	2016-17	5
4t.	Khalil Mack	2014-15	5
4t.	Clay Matthews	2009-10	5
4t.	Von Miller	2011-12	5
8t.	Myles Garrett	2017-18	4
8t.	Ezekiel Ansah	2013-14	4
8t.	Vic Beasley	2016	4
8t.	Justin Houston	2011-12	4
8t.	Chandler Jones	2012-13	4
8t.	Yannick Ngakoue	2017	4
8t.	Brian Drakpo	2009-10	4
8t.	Cameron Wake	2009-10	4
8t.	T.J. Watt	2017-18	4

His four such games are the most by a Brown in his first two NFL seasons.

ALL-TIME BROWNS DEFENSIVE LEADERS: GAMES 2+ SACKS IN FIRST TWO YEARS

	Player	Year(s)	Tot
1.	Myles Garrett	2017-18	4
2t.	Reggie Camp	1984	3
2t.	Kameron Wimbley	2006-07	3
4t.	Chip Banks	1982-83	2
4t.	Courtney Brown	2000-01	2
4t.	Charles Buchanan	1988	2
4t.	Emmanuel Ogbah	2016-17	2
4t.	Michael Dean Perry	1988-89	2
4t.	Jabaal Sheard	2011-12	2
4t.	Mark Word	2002	2

HOW TO LISTEN TO THE BROWNS

ESPN 850 WKNR, 92.3 THE FAN WKRK AND THE UNIVERSITY HOSPITALS CLEVELAND BROWNS RADIO NETWORK

Game Day Programming

- Cleveland Browns Game Day (begins four hours before kickoff)
- Cleveland Browns Kickoff Show (begins two hours before kickoff)
- Cleveland Browns football (game broadcast)
- LA MEGA 87.7 FM (Spanish radio game broadcast)
- The Official Postgame Show, presented by Serpentine Chevrolet (following the game's conclusion)

Weekly Programming

- The Cleveland Browns Preview Show (Wednesdays in season, 7-8 p.m.)
- The Freddie Kitchens Show (Thursdays in season, 7-8 p.m.)
- Cleveland Browns Daily, presented by JACK (Monday-Friday, 1-3 p.m.) ESPN 850 WKNR

Akron	WAKR	1590 AM
Akron	WONE	97.5 FM
Canton	WHBC	1480 AM
Canton	WHBC-FM	94.1 FM
Celina	WKKI	94.3 FM
Cleveland	WKNR*	850 AM
Cleveland	WKRK*	92.3 FM
Cleveland	WNCX*	98.5 FM
Columbus	WTOH	98.9 FM
Dover	WJER	1450 AM
Erie (Pa.)	WRIE	1260 AM
Fostoria	WFOB	1430 AM
Geneva	WKKY	104.7 FM
Kenton	WKTN	95.3 FM
Lima	WWSR	93.1 FM
Mansfield	WRGM	1440 AM
Mansfield	WVNO-FM	97.3 FM
Marietta	WJAW	100.9 FM
Uhrichsville	WBTC	1540 AM
Uhrichsville	WBTC-FM	101.9 FM
Wheeling (W.Va.)	WKKX	1600 AM
Wheeling (W.Va.)	WKX-FM	98.1 FM
Wooster	WQKT	104.5 FM
Youngstown	WHKZ	1440 AM

*Denotes gameday flagship stations



6 | QB BAKER MAYFIELD

6 FROM 6

Mayfield threw for multiple touchdowns in nine games last season, the most by a Browns rookie in a year. The nine games were also the most by Browns QB since Anderson (10) in 2007. He also threw for the most by an NFL rookie in a season and was the first rookie QB to throw for at least a pair of scores in nine games in history.

ALL-TIME NFL ROOKIE PASSING LEADERS: GAMES (2+ TD)

Player	Year	Tot
1. Baker Mayfield	2018	9
2t. Mike Glennon	2013	8
2t. Andrew Luck	2012	8
2t. Russell Wilson	2012	8
5t. Peyton Manning	1998	7
5t. Dan Marino	1983	7
5t. Dak Prescott	2016	7

Furthermore, Mayfield's 27 passing touchdowns last year are the most by a rookie in NFL history.

ALL-TIME NFL ROOKIE PASSING LEADERS: TD

Player	Year	Tot
1. Baker Mayfield	2018	27
2t. Peyton Manning	1998	26
2t. Russell Wilson	2012	26
4t. Andrew Luck	2012	23
4t. Dak Prescott	2016	23
6t. Jim Kelly	1986	22
6t. Jameis Winston	2015	22
8t. Derek Carr	2014	21
8t. Cam Newton	2011	21

ROOKIE MOVE

Among the NFL's rookie starting QBs last year, QB Baker Mayfield led the pack in several categories, despite appearing in only 14 games with 13 starts.

2018 NFL ROOKIE PASSING LEADERS: YDS/G

Player	Yds/G
1. Baker Mayfield	266.1
2. Sam Darnold	220.4
3. Josh Allen	172.8

2018 NFL ROOKIE PASSING LEADERS: CMP/G

Player	Cmp/G
1. Baker Mayfield	22.1
2. Sam Darnold	18.4
3. Josh Rosen	15.5

2018 NFL ROOKIE PASSING LEADERS: ATT/G

Player	Att/G
1. Baker Mayfield	34.7
2. Sam Darnold	31.8
3. Josh Rosen	28.4

2018 NFL ROOKIE PASSING LEADERS: CMP PCT

Player	Cmp Pct
1. Baker Mayfield	63.8
2. Lamar Jackson	58.2
3. Sam Darnold	57.7

2018 NFL ROOKIE PASSING LEADERS: RATE

Player	Rate
1. Baker Mayfield	93.7
2. Lamar Jackson	84.5
3. Sam Darnold	77.6

2018 NFL ROOKIE PASSING LEADERS: CMP

Player	Cmp
1. Baker Mayfield	310
2. Sam Darnold	239
3. Josh Rosen	217

2018 NFL ROOKIE PASSING LEADERS: TD

Player	TD
1. Baker Mayfield	27
2. Sam Darnold	17
3. Josh Rosen	11

2018 NFL ROOKIE PASSING LEADERS: YDS

Player	Yds
1. Baker Mayfield	3,725
2. Sam Darnold	2,865
3. Josh Rosen	2,278

GOOD START

In his first NFL start (Week 4 of 2018), Mayfield completed 21 of 41 passes for 295 yards and two touchdowns. His 295 passing yards were the fifth most by a QB selected No. 1 overall in the Super Bowl era in their first career start.

MOST PASS YDS IN DEBUT START BY QB TAKEN NO. 1 OVERALL SINCE 1970

	Player	Year	Yds
1.	Cam Newton	2011	422
2.	Vinny Testaverde	1987	369
3.	Andrew Luck	2012	309
4.	Peyton Manning	1998	302
5.	Baker Mayfield	2018	295
6.	Sam Bradford	2010	253

STELLAR DEBUT

Mayfield's 100.1 passer rating and 73.9 completion percentage were the highest totals ever by a Browns rookie in their NFL debut (minimum 15 attempts) in Week 3 of last season.

ALL-TIME BROWNS ROOKIE PASSING LEADERS: RATE (MIN. 15 ATT.) IN NFL DEBUT

	Player	Date	Rate
1.	Baker Mayfield	Sept. 20, 2018	100.1
2.	Colt McCoy	Oct. 17, 2010	80.5
3.	Thaddeus Lewis	Dec. 30, 2012	83.3

ALL-TIME BROWNS ROOKIE PASSING LEADERS: CMP PCT (MIN. 15 ATT.) IN NFL DEBUT

	Player	Date	Att	Cmp	Pct
1.	Baker Mayfield	Sept. 20, 2018	23	17	73.91
2.	DeShone Kizer	Sept. 10, 2017	30	20	66.67
3.	Cody Kessler	Sept. 25, 2016	33	21	63.64

THE COMPLETION PACKAGE

Mayfield's 73.9 completion percentage in his NFL debut also tied with Hall of Famer Fran Tarkenton for seventh all time by any QB in his NFL debut (minimum of 15 attempts).

ALL-TIME NFL PASSING LEADERS: CMP PCT (MIN. 15 ATT.) IN NFL DEBUT

	Player	Date	Att	Cmp	Pct
1.	Marcus Mariota	Sept. 13, 2015	15	13	86.67
2.	Nate Sudfeld	Dec. 31, 2017	23	19	82.61
3.	Sam Wyche	Nov. 3, 1968	25	20	80.0
4t.	John Fourcade	Oct. 4, 1987	21	16	76.19
4t.	Sam Darnold	Sept. 10, 2018	21	16	76.19
6.	Rick Mirer	Sept. 5, 1993	27	20	74.07
7t.	Baker Mayfield	Sept. 20, 2018	23	17	73.91
7t.	Fran Tarkenton	Sept. 17, 1961	23	17	73.91

Mayfield and Tarkenton have another connection, as Mayfield is the first player to come off the bench in his debut, throw for 200+ yards and lead his team to its first win of the season since Tarkenton for the 1961 Vikings.

START YOUR ENGINES

Mayfield passed for 342 yards with one touchdown and one interception in his first win as a starter (Week 5 of 2018). He became the sixth QB selected with the first overall pick to win his first career home start in the common draft era. The other five to accomplish the feat are New England's Jim Plunkett (Sept. 19, 1971), Atlanta's Michael Vick (Nov. 11, 2001), Houston's David Carr (Sept. 8, 2002), Cincinnati's Carson Palmer (Sept. 19, 2004) and Indianapolis' Andrew Luck (Sept. 16, 2012).

His 342 passing yards in the start rank as the fourth most by a Browns rookie, with his 397 in Week 13 being the most.

ALL-TIME BROWNS ROOKIE PASSING LEADERS: YDS IN A SINGLE GAME

	Player	Date	Yds
1.	Baker Mayfield	Dec. 2, 2018	397
2.	Baker Mayfield	Dec. 30, 2018	376
3.	Brandon Weeden	Dec. 2, 2012	364
4.	Baker Mayfield	Oct. 7, 2018	342

With 3,240 passing yards in Weeks 4-15 last season, Mayfield's total is the most by a Brown in their first 12 career starts.

HITTING THE MARK

Mayfield opened the team's 2018 Week 10 game with 13 consecutive completions. In addition to ending Week 9 with a completion, his stretch of 14 consecutive completions tied for the fourth-most in team history.

A NOVEMBER TO REMEMBER

For the month of November 2018, Mayfield Completed 65 of 88 passes for 771 yards with nine touchdowns, one interception and a 129.5 passer rating. His 129.5 passer rating led the AFC and all NFL rookies for the month, while his 73.9 completion percentage ranked third in the conference and also led all NFL rookies. Mayfield joined OL Joe Thomas (November 2007) and QB Tim Couch (October 1999) as the only Browns to win the NFL Offensive Rookie of the Month award.

DANGEROUS DAYS

In Week 10 last year, Mayfield tossed a career-high three touchdowns, tying him for Browns rookie record, which he broke following the team's Week 11 bye at Cincinnati in Week 12 with four. He repeated success against the Bengals in Week 16 and at Baltimore in Week 17 with three passing scores. Mayfield also threw for multiple touchdowns in each of his five starts from Weeks 7-12, the first Brown to do so since Vinny Testaverde in 1994-95 and the first Browns rookie to accomplish the feat.

ALL-TIME BROWNS ROOKIE PASSING LEADERS: TD IN A GAME

Player	Date	TD
1. Baker Mayfield	Nov. 25, 2018	4
2t. Baker Mayfield	Nov. 11, 2018	3
2t. Baker Mayfield	Dec. 23, 2018	3
2t. Baker Mayfield	Dec. 30, 2018	3
2t. DeShone Kizer	Dec. 10, 2017	3
2t. Tim Couch	Oct. 31, 1999	3
2t. Bernie Kosar	Dec. 15, 1985	3

ALL-TIME BROWNS PASSING LEADERS: TD IN A GAME

Player	Date	TD
1t. Derek Anderson	Sept. 16, 2017	5
1t. Kelly Holcomb	Nov. 28, 2004	5
1t. Bill Nelsen	Nov. 2, 1969	5
1t. Frank Ryan	Dec. 12, 1964	5
1t. Brian Sipe	Oct. 7, 1979	5
6t. Baker Mayfield	Nov. 25, 2018	4
6t. 15 Others		4

Mayfield became the first Browns QB since Derek Anderson (2007) to throw for at least three touchdowns in consecutive games (Weeks 10-12, Weeks 16-17) and became the first Brown to pass for four touchdowns in a game (Week 12) since Brady Quinn on Nov. 22, 2009 at Detroit. The rookie out of Oklahoma became the first Browns player to throw for at least seven touchdown passes and zero interceptions in consecutive NFL games (Weeks 10-12).

BAKING HISTORY

In just 14 games last year, Mayfield's 3,725 passing yards broke a Browns rookie record, while placing sixth among all NFL rookies in history.

ALL-TIME BROWNS ROOKIE PASSING LEADERS: YDS

Player	Year	Yds
1. Baker Mayfield	2018	3,725
2. Brandon Weeden	2012	3,385
3. DeShone Kizer	2017	2,894

ALL-TIME NFL ROOKIE PASSING LEADERS: YDS

Player	Year	Yds
1. Andrew Luck	2012	4,374
2. Cam Newton	2011	4,051
3. Jameis Winston	2015	4,042
4. Carson Wentz	2016	3,782
5. Peyton Manning	1998	3,739
6. Baker Mayfield	2018	3,725

A GREAT RATE

In addition to his three passing touchdowns in Week 10 of 2018, Mayfield completed 17 of 20 passes (85.0) for 216 yards and zero interceptions for a 151.2 passer rating on the day. Mayfield became the first rookie QB in NFL history to record a passer rating of at least 150.0 on 20 or more pass attempts in a single game.

By completing 19 of 26 passes (73.1) for 258 yards with four touchdowns and zero interceptions for a 143.9 passer rating in Week 12, he was also the first rookie QB in NFL history to record a 140+ passer rating in consecutive games (minimum 20 attempts).

ALL-TIME NFL ROOKIE PASSING LEADERS: RATE IN A GAME (MIN. 20 ATT)

Player	Date	Rate
1. Baker Mayfield	Nov. 11, 2018	151.2
2. Fran Tarkenton	Sept. 17, 1961	148.6
3. Dak Prescott	Dec. 26, 2016	148.3

Week 10 was also the highest mark by a Browns rookie and the fifth-highest rating in team history (minimum of 15 attempts).

ALL-TIME BROWNS PASSING LEADERS: RATE IN A GAME (MIN. 15 ATT)

Player	Date	Rate
1t. Otto Graham	Oct. 10, 1954	158.3
1t. Brian Sipe	Oct. 29, 1978	158.3
3. Milt Plum	Nov. 13, 1960	154.8
4. Milt Plum	Oct. 25, 1959	153.9
5. Baker Mayfield	Nov. 11, 2018	151.2

He also joined Aaron Rodgers (Weeks 7, 9-10 in 2011) and Pro Football Hall of Famer Kurt Warner (Weeks 3-5 in 1999) as the only QBs in NFL history to record a passer rating of 140 or higher in consecutive games (minimum 20 attempts). Both Rodgers and Warner did so in three contests and were named Associated Press MVP in those seasons.

REDY TO GO

Mayfield's 115.7 passer rating in the red zone last season was second in the league and was the second-highest mark by a rookie since 2000. His total was also the highest by any Browns QB since 1991.

2018 NFL PASSING LEADERS: RED ZONE RATE

	Player	Rate
1.	Drew Brees	118.5
2.	Baker Mayfield	115.7
3.	Kirk Cousins	113.9
4.	Patrick Mahomes	112.0
5.	Andrew Luck	111.9
6.	Matt Ryan	108.2
7.	Andy Dalton	105.6
8.	Tom Brady	102.5
9.	Mitchell Trubisky	101.9
10.	Carson Wentz	101.7

2000-18 NFL ROOKIE PASSING LEADERS: RED ZONE RATE (SINGLE SEASON)

	Player	Year	Rate
1.	Marcus Mariota	2015	116.1
2.	Baker Mayfield	2018	115.7
3.	Christian Ponder	2011	114.3
4.	Teddy Bridgewater	2014	108.7
5.	Russell Wilson	2012	107.5
6.	Robert Griffin III	2012	105.4
7.	Charlie Frye	2005	103.5
8.	Andy Dalton	2011	101.5
9.	Derek Carr	2014	100.8
10.	Colt McCoy	2010	100.4

1991-2018 BROWNS PASSING LEADERS: RED ZONE RATE (SINGLE SEASON)

	Player	Year	Rate
1.	Baker Mayfield	2018	115.7
2.	Charlie Frye	2005	103.5
3.	Colt McCoy	2010	100.4
4.	Tim Couch	1999	98.1
5.	Josh McCown	2015	97.9
6.	Bernie Kosar	1991	96.5
7.	Tim Couch	2000	96.2
8.	Brandon Weeden	2013	92.9
9.	Tim Couch	2002	92.4
10.	Derek Anderson	2008	88.2

TOSSING A STREAK

Mayfield became the first Browns QB since Frank Ryan (1966) to throw for at least one touchdown in 13 consecutive starts in a single season. Mayfield's active streak ranks tied for fifth all time by a Brown.

Mayfield has thrown at least one touchdown pass in each of his first 13 career starts and joined Pro Football Hall of Famer Kurt Warner (1999) and Brad Johnson (1996-97) as the only QBs in the Super Bowl era with a touchdown pass in each of his first 13 career starts.

A NOT-SO-HALF EFFORT

Last season, in the second half against the Houston Texans in Week 13, Mayfield completed 24 of 30 passes for 351 yards. His 351 passing yards in second half were the most in a half by a QB since Patriots QB Tom Brady had 367 passing yards in the second half on Dec. 16, 2012.

ABOVE-AVERAGE START

Mayfield's 266.1 yards-per-game average was the second-highest mark by a rookie (minimum of 200 attempts) since the 1970 merger, behind only Luck in 2012 (273.4).

ALL-TIME ROOKIE PASSING LEADERS: YPG AVG (MIN. 200 ATT)

	Player	Year	Yds
1.	Andrew Luck	2012	273.4
2.	Baker Mayfield	2018	266.1
3.	Cam Newton	2011	253.2
4.	Jameis Winston	2015	252.6
5t.	Nick Foles	2012	242.7
5t.	Deshaun Watson	2017	242.7

AHEAD OF THE CLASS

Mayfield posted multiple passing touchdowns in nine games last season, while all other 2018 first-round QBs combined for a total of 10 games.

BAKE OFF

Down the final stretch of last season, Mayfield proved to be one of the league's top signal callers. From Week 9 on, Mayfield posted top-10 marks in several categories.

2018 NFL PASSING LEADERS: YDS/ATT SINCE WEEK 9

Player	Y/A
1. Patrick Mahomes	8.72
2. Baker Mayfield	8.57
3. Nick Mullens	8.31

Down the final stretch of last season, Mayfield proved to be one of the league's top signal callers. From Week 9 on, Mayfield posted top-10 marks in several categories.

2018 NFL PASSING LEADERS: YDS/ATT SINCE WEEK 9

Player	Y/A
1. Patrick Mahomes	8.72
2. Baker Mayfield	8.57
3. Nick Mullens	8.31

2018 NFL PASSING LEADERS: CMP PCT SINCE WEEK 9

Player	Pct
1. Deshaun Watson	72.5
2. Drew Brees	71.5
3. Marcus Mariota	71.3
4. Dak Prescott	71.3
5. Cam Newton	69.5
6. Kirk Cousins	69.4
7. Mitchell Trubisky	69.1
8. Andrew Luck	69.0
9. Baker Mayfield	68.4
10. Ben Roethlisberger	68.3

2018 NFL PASSING LEADERS: TD SINCE WEEK 9

Player	TD
1. Patrick Mahomes	24
2t. Ben Roethlisberger	20
2t. Matt Ryan	20
4t. Baker Mayfield	19
4t. Russell Wilson	19

2018 NFL PASSING LEADERS: YDS SINCE WEEK 9

Player	Yds
1. Ben Roethlisberger	2,839
2. Matt Ryan	2,589
3. Patrick Mahomes	2,571
4. Dak Prescott	2,468
5. Andrew Luck	2,406
6. Philip Rivers	2,300
7. Nick Mullens	2,277
8. Jared Goff	2,263
9. Baker Mayfield	2,254
10. Aaron Rodgers	2,159

2018 NFL PASSING LEADERS: RATE SINCE WEEK 9

Player	Rate
1. Drew Brees	113.2
2. Patrick Mahomes	112.4
3. Russell Wilson	109.4
4. Deshaun Watson	108.1
5. Baker Mayfield	106.2

2018 AWARDS AND HONORS

OL JOEL BITONIO

- 2018 Art Rooney Sportsmanship Award Team Nominee
- Associated Press All-Pro Selection (Second Team)
- Cleveland PFWA Dino Lucarelli 'Good Guy Award'
- 2018 Pro Bowl Selection

RB NICK CHUBB

- Pepsi NFL Rookie of the Week (Week 4)
- Pepsi NFL Rookie of the Week (Week 10)
- FedEx Ground NFL Player of the Week (Week 10)
- Pepsi NFL Rookie of the Year Finalist

DL MYLES GARRETT

- 2018 Pro Bowl Selection
- Associated Press All-Pro Selection (Second Team)

LB CHRISTIAN KIRKSEY

- 2018 Walter Payton NFL Man of the Year Team Nominee

QB BAKER MAYFIELD

- Maurice Bassett Award (most outstanding rookie in training camp as voted by local media)
- Cleveland PFWA Joe Thomas Award (Team MVP)
- Pepsi NFL Rookie of the Year Finalist
- Pepsi NFL Rookie of the Week (Week 3)
- Pepsi NFL Rookie of the Week (Week 7)
- Pepsi NFL Rookie of the Week (Week 9)
- Pepsi NFL Rookie of the Week (Week 12)
- NFL Rookie of the Month (November)
- Pepsi NFL Rookie of the Week (Week 14)
- Pepsi NFL Rookie of the Week (Week 16)
- AFC Offensive Player of the Week (Week 16)
- Pepsi NFL Rookie of the Week (Week 17)

WR JARVIS LANDRY

- 2018 Pro Bowl Selection

DB TERRANCE MITCHELL


- 2018 Ed Block Courage Award Recipient

FORMER OL JOE THOMAS

- 2018 Salute to Service Team Nominee

DB DENZEL WARD

- Pepsi NFL Rookie of the Week (Week 1)
- Pepsi NFL Rookie of the Week (Week 5)
- AFC Special Teams Player of the Week (Week 5)
- 2018 Pro Bowl Selection



24 | RB NICK CHUBB

IN THE NICK OF TIME

RB **Nick Chubb** ran with purpose in his debut season last year. Chubb rushed for 105 yards on three carries, including a 63-yard touchdown, at Oakland in Week 4. The score was the longest run by a Browns rookie since Lee Suggs (78t) in Week 17 of 2003 and was the third-longest run in the NFL this season. Chubb also became the first Browns rookie RB to eclipse the 100-yard rushing mark since Terrence West in Week 1 of 2014.

That was until Week 10 against Atlanta, when Chubb registered a career-high 176 rushing yards, including a 92-yard touchdown. The score became the longest in Browns history and the second longest by a rookie in NFL history, behind Pittsburgh's Bobby Gage in 1949 (97). He had 10 (eight rushing, two receiving) touchdowns on the season, with three of the scores coming from 40-plus yards (92, 63 and 41). Chubb became the first player since Doug Martin in 2012 with at least three rushing touchdowns of 40-plus yards in his first 10 career games.

2018 NFL RUSHING LEADERS: LONG ATT

Player	Lng
1. Derrick Henry	99
2. Lamar Miller	97
3. Nick Chubb	92
4. Adrian Peterson	90
5. Saquon Barkley	78
6. Isaiah Crowell	77
7. Kalen Ballage	75
8. Kerryon Johnson	71
9. Dalvin Cook	70
10t. Saquon Barkley	68
10t. Saquon Barkley	68

2018 NFL RUSHING LEADERS: LONG TD

Player	Lng
1. Derrick Henry	99
2. Lamar Miller	97
3. Nick Chubb	92
4. Adrian Peterson	90
5. Saquon Barkley	78
6. Isaiah Crowell	77
7. Kalen Ballage	75
8. Saquon Barkley	68
9. Matt Breida	66
10. Phillip Lindsay	65
11. Adrian Peterson	64
12. Nick Chubb	63

ALL-TIME BROWNS RUSHING LEADERS: LONG ATT

Player	Date	Lng
1. Nick Chubb	Nov. 11, 2018	92
2. Bobby Mitchell	Nov. 15, 1959	90

CHUBBA WUBBA HUBB

Chubb's career-high 176 rushing yards in Week 10 of 2018 were also the fifth most by a Browns rookie in a single game.

ALL-TIME BROWNS RUSHING LEADERS: YDS IN A GAME (ROOKIE)

Player	Date	Yds
1. Jim Brown	Nov. 24, 1957	237
2. Earnest Byner	Dec. 16, 1984	188
3. Lee Suggs	Dec. 28, 2003	186
4. William Green	Dec. 29, 2002	178
5. Nick Chubb	Nov. 11, 2018	176

Adding three receptions for 33 yards and a touchdown on the day, Chubb's 209 scrimmage yards also became the third-most yards accrued by a Browns rookie in a single game.

ALL-TIME BROWNS LEADERS: SCRIM YDS IN A GAME (ROOKIE)

Player	Date	Scrim Yds
1. Jim Brown	Nov. 24, 1957	258
2. Earnest Byner	Dec. 16, 1984	219
3. Nick Chubb	Nov. 11, 2018	209
4. Kevin Mack	Oct. 6, 1985	200
5. William Green	Dec. 29, 2002	187

THE LONG HAUL

With three rushing touchdowns coming from at least 40 yards out (92, 63 and 41), Chubb became the first player to do so in a season since Adrian Peterson in 2015, first rookie since Doug Martin in 2012, first Brown since Leroy Kelly in 1966 and is the first Browns rookie to reach the mark.

New York Giants' rookie RB Saquon Barkley joined Chubb (78, 68, 51 and 50) in the category following Week 12.

HISTORY MAKER

According to Elias Sports, out of the 1,200-plus times an NFL player has rushed for 100 yards and two touchdowns in a game, Chubb's Week 4 performance last season made him the only one to do it in three carries or less.

TURNING AN INCH INTO A MILE

Needing just three carries to rush for over 100 yards, Chubb became the first player to do so since 2007 (Cordarrelle Patterson) and is just the fourth to ever accomplish the feat.

ALL-TIME NFL RUSHING LEADERS: 100-YRD GAMES (3 OR LESS ATT)

Player	Date	Att	Yds
Nick Chubb	Sept. 30, 2018	3	105
Cordarrelle Patterson	Sept. 7, 2007	3	102
Brian Mitchell	Oct. 1, 2000	2	105
Ken Carpenter	Sept. 24, 1950	3	100

AGE IS JUST A NUMBER

At 22 years and 277 days old in Week 4 of 2018, Chubb became the youngest Brown since Jim Brown in 1958 (22 years, 272 days) to rush for over a 100 yards and score multiple touchdowns in a single game. He also became the youngest NFL player since Dallas' Ezekiel Elliott (22 years, 99 days) in 2017 to accomplish the feat and is the youngest rookie since Jacksonville's Leonard Fournette (22 years, 263 days) did so last year.

ABOVE-AVERAGE BACK

Chubb's 5.19 rushing average was not only seventh in the NFL in 2018, but his eight rushing touchdowns were third among all rookie backs this season and tied for 11th in the league.

2018 NFL RUSHING LEADERS: RUSH AVG (RB)

Player	G	Att	Yds	Avg
1. Aaron Jones	12	133	728	5.47
2. Kerryon Johnson	10	118	641	5.43
3. Phillip Lindsay	15	192	1037	5.40
4. Matt Breida	14	153	814	5.32
5. Gus Edwards	11	137	718	5.24
6. Austin Ekeler	14	106	554	5.23
7. Nick Chubb	16	192	996	5.19
8. Melvin Gordon III	12	175	885	5.06
9t. Christian McCaffrey	16	219	1098	5.01
9t. Saquon Barkley	16	261	1307	5.01

2018 NFL RUSHING LEADERS: TD (RB)

Player	TD
1. Todd Gurley II	17
2. Alvin Kamara	14
3t. James Conner	12
3t. Derrick Henry	12
5. Saquon Barkley	11
6. Melvin Gordon III	10
7t. Chris Carson	9
7t. Jordan Howard	9
7t. Phillip Lindsay	9
7t. Marlon Mack	9
11t. Nick Chubb	8
11t. Aaron Jones	8
11t. Joe Mixon	8

2018 NFL ROOKIE RUSHING LEADERS: TD (RB)

Player	TD
1. Saquon Barkley	11
2. Phillip Lindsay	9
3. Nick Chubb	8

ANYTHING BUT AVERAGE

Chubb's 2018 5.19 rushing average was the highest by a Browns RB in his rookie season (minimum of 150 attempts) since 1999 and is the seventh highest in league history in the same span.

1999-2018 NFL RUSHING LEADERS: AVG THROUGH FIRST 16 CAREER GAMES (MIN. 150 ATT)

Player	Year	G	Att	Avg
1. Adrian Peterson	2007	14	238	5.63
2. Clinton Portis	2002	16	273	5.52
3. DeMarco Murray	2011	13	164	5.47
4. Phillip Lindsay	2018	15	192	5.40
5. Ben Tate	2011	15	175	5.38
6. Jordan Howard	2016	15	252	5.21
7. Nick Chubb	2018	16	192	5.19
8. Ryan Grant	2007	15	188	5.09
9. Ezekiel Elliott	2016	15	322	5.07
10. Jeremy Hill	2014	16	222	5.06

1999-2018 BROWNS RUSHING LEADERS: AVG THROUGH FIRST 16 CAREER GAMES (MIN. 150 ATT)

Player	Year	G	Att	Avg
1. Nick Chubb	2018	16	192	5.19
2. Terrance West	2014	14	171	3.94
3. William Green	2002	16	243	3.65
4. Trent Richardson	2012	15	267	3.56
5. Travis Prentice	2000	16	173	2.96
6. James Jackson	2001	11	195	2.84

BIG-PLAY BACK

On just 192 rushing attempts, Chubb had the ninth-best mark in the league last year with 28 rushes for 10-plus yards.

2018 NFL RUSHING LEADERS: RUSH 10+ YDS

Player	Att	10+
1. Ezekiel Elliott	304	41
2. Todd Gurley II	256	35
3. Joe Mixon	237	34
4. Chris Carson	247	33
5t. Saquon Barkley	261	31
5t. Christian McCaffrey	219	31
7t. Derrick Henry	215	30
7t. Phillip Lindsay	192	30
9. Nick Chubb	192	28

GOING THE EXTRA MILE

Chubb established himself as one of the league's top big-play backs in 2018, tying for seventh in rushing touchdowns for 10-plus yards (three). Chubb's 11 carries for 20-plus yards tied for second in the NFL, while his three rushing scores of more than 20 yards also tied for second.

2018 NFL RUSHING LEADERS: TD (10+ YDS)

Player	10+ TD
1. Melvin Gordon III	6
2. Saquon Barkley	5
3t. Josh Allen	4
3t. Todd Gurley II	4
3t. Derrick Henry	4
3t. Latavius Murray	4
7t. Nick Chubb	3
7t. Tevin Coleman	3
7t. James Conner	3
7t. Kenyan Drake	3
7t. Ezekiel Elliott	3
7t. Aaron Jones	3
7t. Alvin Kamara	3
7t. Phillip Lindsay	3

2018 NFL RUSHING LEADERS: RUSH (20+ YDS)

Player	20+
1. Saquon Barkley	16
2t. Nick Chubb	11
2t. Ezekiel Elliott	11
2t. Todd Gurley II	11
2t. Joe Mixon	11

2018 NFL RUSHING LEADERS: TD (20+ YDS)

Player	20+ TD
1. Saquon Barkley	4
2t. Nick Chubb	3
2t. Three Others	3

BREAKING ANKLES

With seven broken tackles in 2018, Chubb tied for the NFL's No. 7 mark and posted the highest number by a Brown since Peyton Hillis broke 14 tackles in 2010.

2018 NFL RUSHING LEADERS: BROKEN TACKLES

Player	Tot
1. Ezekiel Elliott	10
2t. Peyton Barber	9
2t. Derrick Henry	9
4t. Carlos Hyde	8
4t. Mark Ingram	8
4t. Dion Lewis	8
7t. Nick Chubb	7
7t. Chris Carson	7
7t. Melvin Gordon III	7
7t. Kareem Hunt	7
7t. David Johnson	7
7t. Adrian Peterson	7

BREAKING THE PLANE

Chubb's eight rushing scores last year tied for third most by a Browns rookie in a season.

ALL-TIME BROWNS ROOKIE RUSHING LEADERS: TD

Player	Year	TD
1. Trent Richardson	2012	11
2. Jim Brown	1957	9
3t. Nick Chubb	2018	8
3t. Isaiah Crowell	2014	8
5t. Ron Johnson	1969	7
5t. Travis Prentice	2000	7
8t. Maurice Bassett	1954	6
8t. William Green	2002	6
8t. Eric Metcalf	1989	6

NICKING AWAY

Chubb's go-ahead rushing touchdown in the fourth quarter of Week 14 last season marked his fifth-straight game with at least one rushing score, the first Brown to accomplish the feat since Greg Pruitt in 1975. On the season, Chubb's 10 total scores tied for the second most by a Browns rookie.

ALL-TIME BROWNS ROOKIE AND FIRST-YEAR SCORING LEADERS: TD

Player	Year	TD
1. Trent Richardson	2012	12
2t. Nick Chubb	2018	10
2t. Jim Brown	1957	10
2t. Kevin Mack	1985	10
2t. Eric Metcalf	1989	10

RUSHING ROOKIE

Chubb's 996 rushing yards in 2018 ranks first among Browns rookies in history.

ALL-TIME BROWNS ROOKIE RUSHING LEADERS: YDS

Player	Year	Yds
1. Nick Chubb	2018	996
2. Trent Richardson	2012	950
3. Jim Brown	1957	942
4. William Green	2002	887
5. Preston Carpenter	1956	756
6. Terrance West	2014	673

HANDS AND FEET

Chubb rushed for 84 yards with a touchdown and had three catches for 44 yards and a score in the Browns' Week 12 victory in 2018.

After rushing for 176 yards with a touchdown and a touchdown catch in Week 10, Chubb is one of four rookies in NFL history with both a rushing and receiving touchdown in consecutive games, joining Kink Richards of the 1933 New York Giants, Rodney Culver of the 1992 Indianapolis Colts and Saquon Barkley of the 2018 New York Giants.

NICK IN NOVEMBER

Chubb finished the month of November 2018 with 345 rushing yards, three rushing touchdowns, 82 receiving yards and a pair of touchdown catches. His rushing total led the AFC and placed second in the NFL. Chubb also led all rookies in the category, despite the team only playing three games. His five total touchdowns also tied for the AFC standard and third in the league.

2018 NFL RUSHING LEADERS: YDS (NOVEMBER)

Player	Yds
1. Ezekiel Elliott	455
2. Nick Chubb	345
3. Melvin Gordon III	336
4. Christian McCaffrey	334
5. Aaron Jones	332

2018 NFL SCORING LEADERS: OVERALL TD (NOVEMBER)

Player	TD
1. Christian McCaffrey	7
2. Alvin Kamara	6
3t. Saquon Barkley	5
3t. Nick Chubb	5
3t. Eric Ebron	5
3t. Leonard Fournette	5
3t. Aaron Jones	5

7/11

In the last 11 weeks of last season, Chubb was one of four players in the league with 800-plus rushing yards and six-plus rushing touchdowns. He was also one of five players to have over 950 scrimmage yards and eight scrimmage touchdowns since Week 7.

2018 NFL RUSHING LEADERS: 800+ YDS AND 6+ TD (SINCE WEEK 7)

Player	Yds	TD
Nick Chubb	823	6
Saquon Barkley	869	7
Derrick Henry	819	12
Joe Mixon	832	6

2018 NFL LEADERS: 950+ SCRIM YDS AND 8+ SCRIM TD (SINCE WEEK 7)

Player	Yds	TD
Nick Chubb	972	8
Christian McCaffrey	1,378	12
Saquon Barkley	1,217	9
Julio Jones	970	8
Todd Gurley II	961	10

Chubb has also been one of the NFL's top rushers in that span in several other fields.

2018 NFL RUSHING LEADERS: YDS (SINCE WEEK 7)

Player	Yds
1. Saquon Barkley	869
2. Ezekiel Elliott	848
3. Joe Mixon	832
4. Nick Chubb	823

2018 NFL RUSHING LEADERS: YDS/G (SINCE WEEK 7)

Player	Yds/G
1. Ezekiel Elliott	94.2
2. Chris Carson	88.8
3. Saquon Barkley	86.9
4. Joe Mixon	83.2
5. Nick Chubb	82.3

2018 NFL RUSHING LEADERS: 1ST DOWNS (SINCE WEEK 7)

Player	1st
1. Chris Carson	48
2t. Ezekiel Elliott	44
2t. Joe Mixon	44
4. Marlon Mack	43
5t. Nick Chubb	42
5t. Derrick Henry	42

2018 NFL LEADERS: SCRIM YDS(SINCE WEEK 7)

Player	Yds
1. Christian McCaffrey	1,378
2. Ezekiel Elliott	1,249
3. Saquon Barkley	1,217
4. Mike Evans	1,040
5. Joe Mixon	1,029
6. Tyreek Hill	1,026
7. T.Y. Hilton	976
8. Nick Chubb	972
9. Julio Jones	970
10. Todd Gurley II	961

Chubb's 1,145 total scrimmage yards in 2018 ranked third by a Browns rookie in club history.

ALL-TIME BROWNS ROOKIE LEADERS: SCRIM YDS

Player	Year	Yds
1. Kevin Mack	1985	1,401
2. Trent Richardson	2012	1,317
3. Nick Chubb	2018	1,145
4. Eric Metcalf	1989	1,030
5. William Green	2002	1,000

BROWNS ONLINE MEDIA CENTER


The Browns PR staff invites media members to utilize the newly launched Browns Media Center available at browns.1rmg.com.

The online media center is designed to better assist media in their coverage of the Browns. Materials provided by the Browns PR Department on the site include the media schedule, training camp information, transcripts and press releases, feature clips, roster and bios, transactions, press conferences, a photo portal, media request/question link, Browns community information, artwork/logo pack, credential request link, twitter feed and 2019 game-by-game informational breakdown (each week's game release, depth chart, flip card, injury report, game summary, game notes and postgame quotes).

Additionally, there is an archive for information from past seasons.

All information is available to view, download and print on the site and is available via desktop or mobile platform. We encourage you to bookmark the page and familiarize yourself with its benefits.

If you have any questions, please contact a member of the Browns PR staff.



53 | LB JOE SCHOBERT

SCHO OFF

With an interception and two fumble recoveries, LB **Joe Schobert** established a new career high with three total takeaways in 2018. His three takeaways, along with CB **Denzel Ward** (three interceptions, two fumble recovery), S **Damarious Randall** (four interceptions, one fumble recovery), S Jabrill Peppers (one interception, two fumble recoveries) and LB **Christian Kirksey** (three interceptions, one fumble recovery) rank as some of the best takeaway totals in the NFL. Schobert's three takeaways also tied for eighth among all LBs, along with Kirksey.

2018 NFL DEFENSIVE LEADERS: TAKEAWAYS (LB)

Player	Int	FR	Tot
1. Matt Milano	3	3	6
2. Alec Ogletree	5	0	5
3t. Kiko Alonso	3	1	4
3t. Mason Foster	2	2	4
3t. Justin Houston	1	3	4
3t. Darius Leonard	2	2	4
3t. Von Miller	1	3	4
8t. Joe Schobert	1	2	3
8t. Christian Kirksey	2	1	3
8t. 11 Others			3

In all, the five Browns with three or more takeaways tied with the Houston Texans for the second-most players by any team in 2018. The New England Patriots and Chicago Bears led the NFL with six players each.

AIR RAID

Schobert was one of 17 NFL LBs in 2018 who collected six-plus pass breakups and at least one interception. He also tied for the 12th-most pass breakups among all LBs this season, despite missing three games.

2018 DEFENSIVE LEADERS: PD (LB)

Player	G	PD
1. Cory Littleton	16	13
2. Tremaine Edmunds	15	12
3. Bobby Wagner	15	11
4. Lorenzo Alexander	16	9
5t. Darius Leonard	15	8
5t. Alec Ogletree	13	8
7t. Todd Davis	16	7
7t. Eric Kendricks	14	7
7t. Benardrick McKinney	16	7
7t. Matt Milano	13	7
7t. Leighton Vander Esch	16	7
12t. Joe Schobert	13	6
12t. Nine Others		6

ON THE BALL

Along with Ward, Schobert recovered the seventh-most opponent fumbles in 2018 (two).

2018 DEFENSIVE LEADERS: FR

Player	G	FR
1. Allen Bailey	16	4
2t. Jadeveon Clowney	15	3
2t. Justin Houston	12	3
2t. Marshon Lattimore	16	3
2t. Matt Milano	13	3
2t. Von Miller	16	3
7t. Joe Schobert	13	2
7t. Denzel Ward	13	2
7t. Jabrill Peppers	16	2
7t. 32 Others		2

SCHO STOPPER

Since 2017, Schobert has been one of the NFL's toughest defenders to get past, totaling 245 tackles (tied for fourth).

2017-18 NFL DEFENSIVE LEADERS: TOT TACKLES

Player	G	Tack	Asst	Tot
1. Blake Martinez	32	185	101	286
2. Bobby Wagner	31	181	90	271
3. Luke Kuechly	31	167	88	255
4t. Joe Schobert	29	142	103	245
4t. Demario Davis	32	171	74	245



23 | S DAMARIOUS RANDALL

TRIPLE THREAT

S Damarious Randall has recorded at least three interceptions in each of his first four NFL seasons, making him just one of four active players to have done so.

**ALL-TIME NFL DEFENSIVE LEADERS:
3+ INT IN FIRST 4 SEASONS (ACTIVE)**

Player	Years
Damarious Randall	2015-18
Leon Hall	2007-10
Richard Sherman	2011-14
Marcus Peters	2015-18

Additionally, Randall and Peters are the only current players to have three or more interceptions a season from 2015-18. He also tied for the second-most seasons since 2015 (two) with four-plus interceptions.

QUICK TO PICK

With 14 career interceptions in 45 career starts, Randall ranks No. 2 in picks among active players who have started 45 or fewer career contests.

NFL DEFENSIVE LEADERS: INT IN 45 OR FEWER STARTS (ACTIVE)

Player	GS	Int
1. Duron Harmon	21	15
2. Damarious Randall	45	14
3. Kevin Byard	39	12

Randall's 14 picks rank tied for fourth since 2015, despite playing fewer games than most of the defenders.

2015-18 NFL DEFENSIVE LEADERS: INT (ACTIVE)

	Player	G	Int
1.	Marcus Peters	61	22
2.	Reggie Nelson	59	16
3.	Darius Slay	60	15
4t.	Damarious Randall	54	14
4t.	Trumaine Johnson	54	14
6t.	Ha Ha Clinton-Dix	64	13
6t.	Micah Hyde	62	13
8t.	Mike Adams	60	12
8t.	Kevin Byard	48	12
8t.	Stephon Gilmore	56	12
8t.	Andre Hal	55	12
8t.	Duron Harmon	64	12
8t.	Earl Thomas	45	12

RANDALL TIME

In the AFC, Randall's four interceptions in 2018 tied for third, while they ranked tied for seventh in the NFL. Randall became the first Brown to pick off a QB at least four times in a season since 2014.

PICK OF THE LITTER

The Browns had a combination of 11 defenders (Randall, Ward, Kirksey, Schobert, Peppers, LB **Jamie Collins Sr.**, DB **E.J. Gaines**, DB **Terrance Mitchell**, DB **Derrick Kindred**, DB **T.J. Carrie** and former DB **Denzel Rice**) who picked off at least one pass in 2018, tying for the second-best total in the NFL.

2018 NFL TEAM LEADERS: PLAYERS WITH AN INT

	Player	Tot
1.	Denver	12
2t.	Cleveland	11
2t.	Indianapolis	11
2t.	Chicago	11
5t.	New England	10
5t.	L.A. Rams	10
5t.	Kansas City	10
8t.	L.A. Chargers	9
8t.	Baltimore	9



21 | CB DENZEL WARD

THE WARDEN

Making his NFL debut in Week 1 of 2018, rookie CB **Denzel Ward** recorded two interceptions. Ward became the fourth-youngest player (21 years, 134 days) in NFL history with a pair of interceptions in a game. He joined Clarence Scott (Sept. 19, 1971) as the only Browns rookies to record two interceptions in their NFL debut. He's the first Browns rookie to record two interceptions in a game since T.J. Ward on Nov. 21, 2010 and the first Brown to record two interceptions in a game since Joe Haden on Sept. 18, 2016. Additionally, he became the first rookie to record multiple interceptions in a season-opening game since Indianapolis' Eugene Daniel on Sept. 2, 1984 against the Jets.

Ward's three interceptions on the year tied him for the 18th-most picks in the league, behind Randall, and tied for the ninth most in the AFC.

2018 AFC DEFENSIVE LEADERS: INT

	Player	Int
1.	Xavien Howard	7
2.	Shawn Williams	5
3t.	Damarious Randall	4
3t.	Kevin Byard	4
3t.	Duron Harmon	4
3t.	Trumaine Johnson	4
3t.	Steven Nelson	4
3t.	Jordan Poyer	4
9t.	Denzel Ward	3
9t.	19 Others	3

QUICK LEARNER

Among the 2018 NFL rookie and first-year defenders, Ward posted some of the group's best numbers.

2018 NFL FIRST-YEAR LEADERS: INT

Player	G	Int
1. Donte Jackson	16	4
2t. Denzel Ward	13	3
2t. Derwin James	16	3
2t. J.C. Jackson	13	3
2t. Justin Reid	16	3
2t. Jessie Bates	16	3

2018 NFL FIRST-YEAR LEADERS: PD

Player	G	PD
1. Derwin James	16	13
2. Tremaine Edmunds	15	12
3t. Denzel Ward	13	11
3t. Jaire Alexander	13	11
5t. Josh Jackson	16	10
5t. Justin Reid	16	10
7t. Minkah Fitzpatrick	16	9
7t. Donte Jackson	16	9

2018 NFL FIRST-YEAR LEADERS: FF


Player	G	FF
1. Darius Leonard	14	4
2. Tre Flowers	14	3
3t. Bilal Nichols	13	2
3t. Tony Brown	10	2
3t. Tremaine Edmunds	13	2
3t. Sharif Finch	14	2
3t. Da'Shawn Hand	13	2
3t. Bradley Chubb	14	2
3t. Jacob Martin	16	2
10t. Denzel Ward	13	1
10t. Genard Avery	15	1
10t. 31 Others		1

2018 NFL FIRST-YEAR LEADERS: OPP FR

Player	G	FR
1t. Denzel Ward	13	2
1t. Darius Leonard	15	2
1t. Breeland Speaks	16	2
1t. Justin Reid	16	2
5t. Genard Avery	16	1
5t. 22 Others		1

BROWNS ROOKIE PRO BOWLERS

• Denzel Ward	CB	2018
• Joe Thomas	OL	2007
• Chip Banks	LB	1983
• Greg Pruitt	KR	1973
• Paul Warfield	WR	1965
• Jim Brown	RB	1957



85 | TE DAVID NJOKU

GO LONG

Since 2017, TE **David Njoku** has caught nine passes for 25-plus yards. The total ranks seventh among all TEs during that span. He's also fourth on the Browns all-time list (since 1999) in the same category.

1999-2018 BROWNS RECEIVING LEADERS: 25+ YDS REC (TE)

Player	Years	G	Tgt	Rec	25+
1. Gary Barnidge	2013-16	61	250	160	16
2. Kellen Winslow	2004-08	44	361	219	13
3. Jordan Cameron	2011-14	47	219	130	11
4. David Njoku	2017-18	32	148	88	9

2017-18 NFL RECEIVING LEADERS: 25+ YDS REC (TE)

Player	G	Tgt	Rec	25+
1. Travis Kelce	31	272	186	22
2t. Rob Gronkowski	27	177	116	17
2t. George Kittle	31	199	131	17
4. Jared Cook	32	187	122	15
5. Evan Engram	26	179	109	14
6. Vernon Davis	30	105	68	10
7. David Njoku	32	148	88	9
8t. Eric Ebron	32	196	119	8
8t. Jimmy Graham	32	185	112	8
10t. Zach Ertz	30	266	190	7
10t. O.J. Howard	24	87	60	7
10t. Ricky Seals-Jones	25	97	46	7

CHIEF SLAM

Njoku caught four touchdown passes in 2018, tying him for second on the team. His eight career receiving touchdowns are the second most by a Browns TE in his first two seasons.

ALL-TIME BROWNS RECEIVING LEADERS: TD IN FIRST TWO YEARS (TE)

	Player	Years	TD
1.	Ozzie Newsome	1978-79	11
2.	David Njoku	2017-18	8
3.	Oscar Roan	1975-76	7

A STREAK OF GENIUS

Njoku caught at least four receptions for 50 yards in Weeks 4-7 last year, tied for the fifth-longest streak in Browns annals. The streak was also tied for the 10th longest that was active when it ended.

ALL-TIME BROWNS RECEIVING LEADERS: CONSECUTIVE GAMES WITH 4+ REC AND 50+ REC YDS

	Player	Tot	Streak
1.	Webster Slaughter	9	Nov. 15, 1987-Sept. 19, 1988
2t.	Kevin Johnson	6	Dec. 23, 2001-Sept. 22, 2002
2t.	Ozzie Newsome	6	Sept. 15, 1983-Oct. 23, 1983
4.	Kellen Winslow	5	Dec. 31, 2006-Sept. 30, 2007
5t.	David Njoku	4	Sept. 30, 2018-Oct. 21, 2018
5t.	13 Others	4	

FIGHTING FOR 50

Njoku has registered at least 50 receiving yards in 10 career contests for the highest total by a Browns TE in his first two seasons (2017-18). His eight games last season with 50 receiving yards are No. 5 for the most by a Browns TE since 1999. The eight games also tied for fourth among all NFL TEs in 2018.

1999-2018 BROWNS SINGLE-SEASON RECEIVING LEADERS: GAMES WITH 50+ REC YDS (TE)

	Player	Year	Tot
1t.	Gary Barnidge	2015	10
1t.	Kellen Winslow	2007	10
3t.	Jordan Cameron	2013	9
3t.	Kellen Winslow	2006	9
5.	David Njoku	2018	8

2018 NFL RECEIVING LEADERS: GAMES WITH 50+ REC YDS (TE)

	Player	Tot
1.	Travis Kelce	14
2.	George Kittle	13
3.	Zach Ertz	9
4t.	David Njoku	8
4t.	O.J. Howard	8
6t.	Jared Cook	6
6t.	Eric Ebron	6
6t.	Evan Engram	6
6t.	Rob Gronkowski	6

NO PTO

The Browns currently have two active players in Landry and P **Britton Colquitt**, who have played some of the most consecutive regular season games at their respective positions across the NFL. Landry places third at the WR spot with 80 and Colquitt's 145 games are fourth most by a specialist.

MONEY MITCH

Among active DBs who have appeared in 45 career games or less, DB **Terrance Mitchell** ties for the sixth-most interceptions (six) and is tied for second with 33 pass breakups.

A BRIT-TON OF PUNTING YARDS

P **Britton Colquitt** posted 3,767 punting yards in 2018, the league's fourth-best total.

2018 NFL PUNTING LEADERS: YDS

	Player	Punts	Yds
1.	Andy Lee	94	4,568
2.	Matt Haack	87	3,884
3.	Logan Cooke	86	3,872
4.	Britton Colquitt	83	3,767

BRIT-IN 20

Additionally, Colquitt tied for the league's sixth-best number of punts inside the 20-yard line (32).

2018 NFL PUNTING LEADERS: IN 20

	Player	Punts	In 20
1.	Tress Way	79	41
2.	Brett Kern	74	39
3.	Logan Cooke	86	37
4.	Trevor Daniel	74	36
5.	Matt Haack	87	35
6t.	Britton Colquitt	83	32
6t.	Andy Lee	94	32
6t.	Sam Martin	74	32

Colquitt's 32 punts inside the 20-yard line also tied for most in a season by a Brown.

ALL-TIME BROWNS SINGLE-SEASON PUNTING LEADERS: IN 20

	Player	Year	In 20
1t.	Britton Colquitt	2018	32
1t.	Brad Maynard	2011	32
1t.	Bryan Wagner	1989	32

THROUGH THE UPRIGHTS

K **Greg Joseph** was 17 of 20 on field goal attempts last season, with his 17 field goals made placing first by a Browns rookie. He also accrued the most points by a Browns rookie in a season with 76.

ALL-TIME BROWNS ROOKIE KICKING LEADERS: FGM

	Player	Year	FGM
1.	Greg Joseph	2018	17
2.	Zane Gonzalez	2017	15
3.	Jerry Kauric	1990	14

ON THE MOVE

Since entering the league in 2017, RB **Kareem Hunt** ranks third in rushing yards (2,151) and rushing yards per game (79.7). He also has tallied the third-most scrimmage yards per game with a 110.5 mark.

2017-18 NFL RUSHING LEADERS: YDS


	Player	Yds
1.	Todd Gurley II	2,556
2.	Ezekiel Elliott	2,417
3.	Kareem Hunt	2,151
4.	Jordan Howard	2,057
5.	Melvin Gordon III	1,990

2017-18 NFL RUSHING LEADERS: YDS/G

	Player	Yds/G
1.	Ezekiel Elliott	96.7
2.	Todd Gurley II	88.1
3.	Kareem Hunt	79.7
4.	Melvin Gordon III	71.1
5.	Leonard Fournette	70.4

2017-18 NFL YARDAGE LEADERS: SCRIM YDS/G

	Player	Scrim Yds/G
1.	Todd Gurley II	135.3
2.	Ezekiel Elliott	130.1
3.	Kareem Hunt	110.5
4.	Melvin Gordon III	105.6
5.	Alvin Kamara	101.5



HC | FREDDIE KITCHENS

Freddie Kitchens initially joined the Browns as running backs/associate head coach on Jan. 24, 2018. He was promoted to offensive coordinator on Oct. 29, 2018 and named head coach on Jan. 9, 2019.

An assistant coach for 20 years on the college and professional levels prior to being named the Browns' 17th full-time head coach, Kitchens had the opportunity to learn and coach with some of the best to coach the game of football. Kitchens was a graduate assistant at LSU in 2000 under head coach Nick Saban and later broke into the NFL with the Dallas Cowboys in 2006 under Pro Football Hall of Fame head coach Bill Parcells. Kitchens was one of six assistants on that 2006 Cowboys staff who went on to become an NFL head coach (Anthony Lynn, Todd Haley, Tony Sparano, Mike Zimmer and Todd Bowles).

A firm believer that football is more than just X's and O's, Kitchens' core beliefs are about trust, respect and the team over any individual. Kitchens used this philosophy when building his first coaching staff. He wanted a cohesive unit that bases everything on one thing - winning football games. He hired former head coach Steve Wilks as defensive coordinator, offensive guru Todd Monken as offensive coordinator, veteran special teams coach Mike Priefer as special teams coordinator and seasoned offensive line coach James Campen as offensive line/associate head coach.

In 2018, Kitchens took over as Browns' offensive coordinator following Week 9 and helped the team to a dramatic turnaround. During the second half of the season, the Browns finished among the league leaders in several categories including yards per game (fourth with 395.1), passing touchdowns (tied for fourth with 19) and total touchdowns (tied for sixth with 25). Cleveland surrendered just five sacks during the second half of the season - by far the lowest of any team in the league - compared to 33 in the first half. The Browns also scored touchdowns on 19 of 24 trips to the red zone en route to posting a 5-3 record over the final eight weeks.

Kitchens played a key role in the development of several rookies, including QB Baker Mayfield. The No. 1 overall pick set an NFL rookie record with 27 touchdown passes and finished sixth in NFL rookie passing yards with 3,725, despite starting just 13 games. On the ground, RB Nick Chubb set a Browns rookie record with 996 yards, including recording the longest rush in Browns history and the second-longest run by rookie in NFL history (92 yards vs. Atlanta on Nov. 11). In addition, G Joel Bitonio was selected to his first career Pro Bowl and WR Jarvis Landry was named to his fourth Pro Bowl.

Prior to the Browns, Kitchens spent 11 seasons with the Arizona Cardinals. He spent 2017 as running backs coach. He was also quarterbacks coach for four years (2013-16) and tight ends coach for six seasons (2007-12).

In 2017, Arizona acquired Adrian Peterson during a midseason trade. Peterson, who ranks 12th on the NFL all-time rushing list, led the Cardinals in rushing yards despite playing just six games.

“Benjamin E. Mays had a quote, ‘those who start behind in the game of life must run faster to catch up.’ I have been running fast my whole life. I think that is going to carry over into this program. I think the program of the football team, the product that you put on the field, is in direct correlation of how the coach is. That is the way I have been my whole life.”

- FREDDIE KITCHENS INTRODUCTORY PRESS CONFERENCE, JAN. 14, 2019

During his time as quarterbacks coach, Kitchens helped Carson Palmer establish multiple single-season team records, including passing yards (4,671), touchdown passes (35) and passer rating (104.6). Palmer also became the only player in Cardinals history to throw for 4,000 yards in multiple seasons (2013, 2015-16). In 2015, the Cardinals had the top-ranked offense in the NFL for the first time in team history and set numerous single-season team records including points (489), touchdowns (59), touchdown passes (35), total net yards (6,533) and first downs (373).

In his final season as tight ends coach, Rob Housler recorded 42 receptions, the third-highest figure by a tight end in Cardinals history. In 2007, Arizona finished tied for fourth in the league with 32 passing touchdowns with eight coming from the tight end group.

Kitchens began his NFL coaching career in 2006 as the tight ends coach with the Dallas Cowboys. In 2006, Kitchens worked with Jason Witten, who was selected to the Pro Bowl.

Prior to the NFL, Kitchens spent seven years coaching on the college level with stops at Mississippi State (2004-05), North Texas (2001-03), Louisiana State (2000) and Glenville State (1999).

A three-year starter at quarterback for the University of Alabama (1995-97), Kitchens finished his playing career with 4,668 yards and 30 touchdown passes for the Crimson Tide. He finished his collegiate career ranked third in school history in career attempts, fourth in career passing yards and fifth in career completions. Kitchens also played baseball at Alabama his freshman and senior seasons, but a pectoral injury forced him to miss his sophomore and junior campaigns.

Kitchens returned to Alabama in April 2019 for a coaching clinic hosted by Nick Saban. As one of the featured speakers, Kitchens stressed that everyone has five choices in life - be bad at what you do, be average, be good, be excellent or be elite. He emphasized if you want to be excellent or elite, you have to have commitment, drive, focus and the passion to do things at a high level and hold yourself to a high standard.

A native of Gadsden, Ala., Kitchens earned high school All-America honors and was named Mr. Football in the state of Alabama his senior season.

Kitchens and his wife, Ginger, have two daughters, Bennett and Camden.



KITCHENS' BACKGROUND

1999	Glenville State College, offensive assistant
2000	Louisiana State University, graduate assistant
2001-03	North Texas University, running backs coach
2004	Mississippi State University, tight ends coach
2005	Mississippi State University, running backs coach
2006	Dallas Cowboys, tight ends coach
2007-12	Arizona Cardinals, tight ends coach
2013-16	Arizona Cardinals, quarterbacks coach
2017	Arizona Cardinals, running backs coach
2018	Cleveland Browns, running backs coach/associate head coach (first eight games)/ offensive coordinator (final eight games)
2019-	Cleveland Browns, head coach

THE KITCHEN STAFF

Steve Wilks (defensive coordinator); **Todd Monken** (offensive coordinator); **Mike Priefer** (special teams coordinator); **James Campen** (offensive line/associate head coach); **Al Holcomb** (run game coordinator/linebackers); **Stump Mitchell** (run game coordinator/running backs); **Joe Whitt** (pass game coordinator/secondary); **Jeff Blasko** (assistant offensive line); **Josh Christovich** (strength and conditioning assistant); **Doug Colman** (assistant special teams); **Jim Dray** (offensive quality control coach); **Alonso Escalante** (defensive quality control); **Monty Gibson** (strength and conditioning assistant); **Adam Henry** (wide receivers); **Ryan Hollern** (assistant to the head coach); **Larry Jackson** (head of strength and conditioning); **Chris Jones** (senior defensive assistant); **Dale Jones** (strength and conditioning assistant); **John Lilly** (tight ends); **Ryan Lindley** (quarterbacks); **Evan Marcus** (strength and conditioning coordinator); **Tosh Lupoi** (defensive line); **John Parrella** (assistant defensive line); **Tyler Tettleton** (offensive quality control coach); **DeWayne Walker** (defensive backs); **Jody Wright** (offensive assistant)

YEAR	1st Round Pick	2nd Round Pick	3rd Round Pick	4th Round Pick	5th Round Pick	6th Round Pick	7th Round Pick	Unrestricted Free Agent	Undrafted Free Agent	Street Free Agent	Trade	Waiver
2019	Baker Mayfield (1a) Denzel Ward (1b)	Greedy Williams	Stone Talikitaliki	Sheldrick Redwine	Mack Wilson Austin Selbert	Drew Forbes	Donnie Lewis Jr.	Demetrius Harris (K.C.) Eric Kush (Chi.) Kendall Lamm (Hou.) Sheldon Richardson (Min.) Aadarus Taylor (T.B.)	Dorian Baker David Blough Stephen Carlson Lo Falemaka* Brian Fineanganofa Jamie Gillan Trayone Gray Willie Harvey J.T. Hassell D'Ernest Johnson D.J. Montgomery* A.J. Ouellette Jarrell Owens Wyatt Ray Anthony Stubbs Willie Wright Dedrick Young II	Brandin Bryant Justin Burris Morgan Burnett Daniel Ekuale Rico Gathers Garrett Gilbert Kareem Hunt Ishmael Hymann Robert Jackson Joe Kerridge Devaroe Lawrence Braxton Miller Lenzy Pipkins Tigije Sankoh Brad Searon Damon Sheehy-Guiseppi Jaeleen Strong Travis Vornkahl Bryan Witzmann	Odell Beckham Jr. (NYG) Eric Murray (K.C.) Olivier Vernon (NYG)	Montrel Meander (NY)
2018	Baker Mayfield (1a) Denzel Ward (1b)	Austin Corbett (2a) Nick Chubb (2b)	Chad Thomas (3)	Antonio Callaway (4)	Genard Avery (5)	Damion Ratley (6a)		T.J. Carrie (Oak.) Chris Hubbard (Pit.) Terrance Mitchell (K.C.) Chris Smith (Cin.) Drew Stanton (Arz.)	Dontrell Hilliard Derrick Willies	Ray-Ray Armstrong Pharoah Brown Greg Joseph Kyle Kalls Brian Price Greg Robinson Trevon Coley	Jarvis Landry (Mia.) Damarious Randall (G.B.) Tavierre Thomas (Arz.) Jermaine Whitehead (G.B.) Anthony Zettel (Det.)	
2017	Myles Garrett (1a) David Njoku (1c)		Larry Ogunjobi (3)					JC Tretter (G.B.)				
2016				Joe Schobert (4a) Seth DeValue (4d)	Rashard Higgins (5c)							
2014		Joel Bitonio (2)	Christian Kirksey (3a)							Charley Hughlett		

* Denotes player on a reserve list

Roster breakdown:

23 draft picks (4 first round picks, 4 2nd round picks, 4 3rd round picks, 4 4th round picks, 4 5th round picks, 2 6th round picks, 1 7th round picks).
58 free agents (11 unrestricted free agents, 19 undrafted free agents, 28 street free agents).
5 via trade.
6 via waivers.

OFFENSE

WR	80 Jarvis Landry	81 Rashard Higgins	84 Derrick Willies	19 <u>Dorian Baker</u>	15 <u>Damon Sheehy-Guiseppi</u>	
LT	78 Greg Robinson	60 Brad Seaton	77 Travis Vornkahl			
LG	75 Joel Bitonio	71 Bryan Witzmann	79 <u>Drew Forbes</u>			
C	64 JC Tretter	63 Austin Corbett				
RG	72 Eric Kush	66 <u>Willie Wright</u>	[68 Kyle Kalis]			
RT	74 Chris Hubbard	70 Kendall Lamm	67 <u>Brian Fineanganofa</u>			
TE	85 David Njoku	88 Demetrius Harris	87 Seth DeValve	86 Pharaoh Brown	89 <u>Stephen Carlsson</u>	82 Rico Gathers
WR	13 Odell Beckham Jr.	10 Jaelen Strong	18 Damion Ratley	16 Ishmael Hyman	12 Braxton Miller	[11 Antonio Callaway]
QB	6 Baker Mayfield	5 Drew Stanton	3 Garrett Gilbert	9 <u>David Blough</u>		
RB	24 Nick Chubb	27 Kareem Hunt	25 Dontrell Hilliard	30 D'Ernest Johnson	1 <u>A.J. Ouellette</u>	43 <u>Trayone Gray</u>
FB	49 Joe Kerridge					

DEFENSE

DE	95 Myles Garrett	97 Anthony Zettel	61 <u>Wyatt Ray</u>		
DT	65 Larry Ogunjobi	94 Carl Davis	96 Daniel Ekuale	69 Brandin Bryant	
DT	98 Sheldon Richardson	93 Trevon Coley	99 Devaroe Lawrence	91 Brian Price	
DE	54 Olivier Vernon	50 Chris Smith	92 Chad Thomas	62 <u>Jarrell Owens</u>	
WILL	58 Christian Kirksey	51 <u>Mack Wilson</u>	56 <u>Willie Harvey</u>		
MIKE	53 Joe Schobert	44 <u>Sione Takitaki</u>	59 <u>Dedrick Young II</u>		
SAM	55 Genard Avery	57 Adarius Taylor	52 Ray-Ray Armstrong	90 <u>Anthony Stubbs</u>	
CB	21 Denzel Ward	38 T.J. Carrie	41 Lenzy Pipkins	28 Phillip Gaines	
CB	39 Terrance Mitchell	26 <u>Greedy Williams</u>	20 Tavierre Thomas	34 Robert Jackson	37 <u>Donnie Lewis Jr.</u>
S	23 Damarious Randall	22 Eric Murray	33 <u>Sheldrick Redwine</u>	40 Tigie Sankoh	
S	42 Morgan Burnett	35 Jermaine Whitehead	31 Juston Burris	49 <u>J.T. Hassell</u>	29 Montrel Meander

SPECIAL TEAMS

P	4 Britton Colquitt	7 <u>Jamie Gillan</u>		
K	17 Greg Joseph	2 <u>Austin Seibert</u>		
H	4 Britton Colquitt			
KR	25 Dontrell Hilliard	30 D'Ernest Johnson	15 <u>Damon Sheehy-Guiseppi</u>	
PR	25 Dontrell Hilliard	30 D'Ernest Johnson	15 <u>Damon Sheehy-Guiseppi</u>	
LS	47 Charley Hughlett			

Rookies are underlined

Injured players are in [brackets]

PRONUNCIATION

GENARD Avery	juh-NARD	JARRELL Owens	juh-RELL
Joel BITONIO	buh-TONE-ee-oh	DAMARIOUS Randall	duh-MAIR-ee-us
TREVON Coley	truh-VON	SHELDRIK Redwine	SHELL-drick
Seth DEVALVE	duh-VALVE	Joe SCHOBERT	SHOW-bert
Daniel EKUALE	ee-QWALL-lay	Austin SEIBERT	SIGH-bert
Brian FINEANGANOFo	finney-on-GAN-oh-fo	SIONE TAKITAKI	see-OH-nay TOCK-ee-TOCK-ee
DONTRELL HILLIARD	don-TREL HIL-yard	ADARIUS Taylor	UH-dare-EE-us
Charley HUGHLETT	HEW-lit	TAVIERRE Thomas	TAV-ee-air
Kyle KALIS	KAY-lis	TIGIE SANKOH	tig-EE san-KOH
David NJOKU	nuh-JOE-koo	OLIVIER Vernon	oh-liv-E-AYE
Larry OGUNJOBI	OH-gun-JOE-bee	Travis VORNKAHL	vorn-CALL
A.J. OUELLETTE	oh-LET		

JAN. 1, 2019

- Signed DL Daniel Ekuale to the reserve/futures list.
- Signed OL Kyle Friend to the reserve/futures list.
- Signed DB Robert Jackson to the reserve/futures list.
- Signed DL Devaroe Lawrence to the reserve/futures list.
- Signed RB Devante Mays to the reserve/futures list.
- Signed DB Lenzy Pipkins to the reserve/futures list.
- Signed DB Tigie Sankoh to the reserve/futures list.
- Signed OL Brad Seaton to the reserve/futures list.
- Signed WR Daniel Williams to the reserve/futures list.

JAN. 7, 2019

- Signed OL David Bright to the reserve/futures list.
- Signed DB Ashton Lampkin to the reserve/futures list.

JAN. 12, 2019

- Freddie Kitchens named head coach.

JAN. 14, 2019

- Steve Wilks named defensive coordinator.
- Todd Monken named offensive coordinator.
- Mike Priefer named special teams coordinator.
- Stump Mitchell named running backs/run game coordinator.
- James Campen named offensive line/associate head coach.
- Ryan Lindley named quarterback coach.
- Jody Wright named special assistant to the head coach.
- Jim Dray named offensive quality control coach.
- Tyler Tettleton named offensive quality control coach.

JAN. 18, 2019

- Joe Whitt named pass game coordinator/secondary coach.
- Al Holcomb named run game coordinator/linebackers coach.
- Chris Jones named senior defensive assistant.
- Tosh Lupoi named defensive line coach.
- John Lilly named tight ends coach.
- John Parrella named assistant defensive line coach.
- Jeff Blasko named assistant offensive line coach.

FEB. 4, 2019

- Waived LB Tanner Vallejo.
- Alonso Escalante named defensive quality control coach.
- Doug Colman named assistant special teams coach.

FEB. 11, 2019

- Signed RB Kareem Hunt.

FEB. 20, 2019

- Signed WR Jaelen Strong.

FEB. 25, 2019

- Re-signed OL Greg Robinson.
- Waived WR Daniel Williams.

MARCH 6, 2019

- Terminated the contract of LB Jamie Collins Sr.

MARCH 8, 2019

- Tendered DL Trevon Coley as exclusive rights free agent.
- Tendered DB Jermaine Whitehead as exclusive rights free agent.
- Tendered WR Rashard Higgins as restricted free agent.

MARCH 11, 2019

- Terminated the contract of TE Darren Fells.

MARCH 12, 2019

- Re-signed DL Carl Davis.

MARCH 13, 2019

- Traded DB Jabrill Peppers, OL Kevin Zeitler, 2019 first round pick and 2019 third round pick to New York Giants for WR Odell Beckham Jr. and DL Olivier Vernon.
- Re-signed LB Ray-Ray Armstrong.

MARCH 14, 2019

- Signed TE Demetrius Harris as unrestricted free agent.
- Signed OL Eric Kush as unrestricted free agent.
- Signed DL Sheldon Richardson as unrestricted free agent.
- Signed LB Adarius Taylor as unrestricted free agent.

MARCH 15, 2019

- Signed OL Kendall Lamm as unrestricted free agent.

MARCH 19, 2019

- Re-signed DB Phillip Gaines.

MARCH 22, 2019

- Signed OL Bryan Witzmann.

APRIL 1

- Traded DL Emmanuel Ogbah to Kansas City for DB Eric Murray.
- Signed DL Trevon Coley as exclusive rights free agent.
- Signed DB Jermaine Whitehead as exclusive rights free agent.
- Signed WR Rashard Higgins as restricted free agent.
- Signed DB Juston Burris.
- Waived DB Derrick Kindred.
- Waived WR Ricardo Louis.
- Waived DB Howard Wilson.

APRIL 3

- Signed FB/TE Orson Charles.

APRIL 5

- Signed DB Morgan Burnett.
- Signed QB Garrett Gilbert.
- Signed WR Damon Sheehy-Guiseppi.

APRIL 25

- Signed WR Ishmael Hyman.

APRIL 26

- Traded 2019 second (49) and fifth round (144) picks to Indianapolis Colts for 2019 second (46) round pick.
- Drafted CB Greedy Williams 46th overall.
- Drafted LB Sione Takitaki 80th overall.

APRIL 27

- Drafted S Sheldrick Redwine 119th overall.
- Drafted LB Mack Wilson 155th overall
- Drafted K Austin Seibert 170th overall
- Drafted T Drew Forbes 189th overall
- Drafted CB Donnie Lewis Jr. 221st overall.

APRIL 29

- Waived OL Kyle Friend.

MAY 1

- Waived G David Bright.

MAY 2

- Signed S Sheldrick Redwine.
- Signed T Drew Forbes.
- Signed CB Donnie Lewis Jr.
- Waived DE Lenny Jones.

MAY 3

- Signed WR Dorian Baker.
- Signed QB David Blough.
- Signed TE Stephen Carlson.
- Signed T Brian Fineanganofa.
- Signed P Jamie Gillan.
- Signed RB Darrin Hall.
- Signed S J.T. Hassell.
- Signed WR D.J. Montgomery.
- Signed DE Jarrell Owens.
- Signed CB Jermaine Ponder.
- Signed DE Wyatt Ray.
- Signed LB Anthony Stubbs.
- Signed C Trevon Tate.
- Signed C Willie Wright.
- Signed LB Dedrick Young II.
- Waived LB D'Juan Hines.
- Signed K Austin Seibert.
- Signed LB Mack Wilson.

MAY 6

- Signed CB Jhavonte Dean.
- Signed RB Trayone Gray.
- Signed LB Willie Harvey.
- Waived RB Darrin Hall.
- Waived CB Ashton Lumpkin.
- Waived LB Xavier Woodson-Luster.

MAY 13

- Signed RB L.J. Scott.
- Waived RB Devante Mays.

MAY 17

- Signed RB D'Ernest Johnson.
- Waived RB L.J. Scott.

MAY 21

- Signed CB Greedy Williams.

MAY 24

- Signed LB Sione Takitaki.

MAY 28

- Waived C Trevon Tate.

JUNE 5

- Waived T Desmond Harrison.

JUNE 6

- Signed T Ka'John Armstrong.

JULY 23

- Signed C Lo Falemaka.

JULY 24

- Placed RB Kareem Hunt on active/non-football injury list.
- Placed RB Trayone Gray on active/non-football injury list.

JULY 27

- Signed RB A.J. Ouellette.
- Waived T Ka'John Armstrong.

JULY 28

- Signed C John Yarbrough.
- Waived C Lo Falemaka with an injury designation.

AUG. 2

- Signed TE Mik'Quan Deane.
- Waived WR Blake Jackson with an injury designation.

AUG. 3

- Signed DT Tracy Sprinkle.
- Waived CB Jermaine Ponder.

AUG. 6

- Waived WR Blake Jackson from injured reserve.

AUG. 8

- Traded RB Duke Johnson Jr. to Houston for undisclosed 2020 draft pick.

AUG. 9

- Signed DT Brandin Bryant.
- Signed T Travis Vornkahl.
- Waived C John Yarbrough.
- Waived DT Tracy Sprinkle.

AUG. 10

- Signed FB Joe Kerridge.

AUG. 11

- Signed TE Rico Gathers.
- Waived TE Orson Charles.

AUG. 21

- Signed WR Braxton Miller.
- Claimed S Montrel Meander via waivers from the Jets.
- Waived TE Mik'Quan Deane (non-football illness).
- Placed WR D.J. Montgomery on injured reserve.

AUG. 26

- Waived CB Jhavonte Dean.

PUNT RETURNED FOR A TD

By Browns
Travis Benjamin, 78 yards (9/20/15 vs. TEN)

By Opponent
Kaelin Clay, 82 yards (11/30/15 vs. BAL)

KICKOFF RETURNED FOR A TD

By Browns
Joshua Cribbs, 100 yards & 103 yards (12/20/09 at KC)

By Opponent
JuJu Smith-Schuster, 96 yards (12/31/17 at PIT)

INTERCEPTION RETURNED FOR A TD

By Browns
Jason McCourty, 56 yards (10/15/17 at HOU)

By Opponent
Zach Cunningham, 38 yards (12/2/18 at HOU)

TWO INTERCEPTIONS IN SAME GAME

By Browns
Denzel Ward (9/9/18 vs. PIT)

By Opponent
Jimmy Smith (12/30/18 at BAL)

THREE INTERCEPTIONS IN SAME GAME

By Browns
Anthony Henry (11/18/01 at BAL)

By Opponent
Kevin Byard (10/22/17 vs. TEN)

FUMBLE RETURNED FOR A TD

By Browns
Craig Robertson, recovered in end zone (12/7/14 vs. IND)

By Opponent
Brandon Williams, recovered in end zone (12/17/17 vs. BAL)

PUNT BLOCK RETURNED FOR A TD

By Browns
Andre King, 28 yards (11/30/03 at SEA)

By Opponent
Anthony Chickillo 16 yards (9/10/17 vs. PIT)

PUNT BLOCKED

By Browns
Marlon Moore (11/5/15 at CIN)

By Opponent
Clayton Fejedelem (12/23/18 vs. CIN)

SHUTOUT SCORED

By Browns
at Cleveland 8, Buffalo 0 (12/16/07)

By Opponent
vs. Cincinnati 30, Cleveland 0 (12/14/14)

PAT UNSUCCESSFUL

By Browns
Greg Joseph (hit right upright) (12/23/18 vs. CIN)

By Opponent
Randy Bullock (hit left upright) (11/25/18 at CIN)

TWO-POINT CONVERSION

By Browns
Antonio Callaway reception (10/14/18 vs. LAC)

By Opponent
Cody Core pass from Jeff Driskel (12/23/18 vs. CIN)

FIELD GOAL BLOCKED

By Browns
Myles Garrett (11/25/18 at CIN)

By Opponent
T.J. Watt (9/9/18 vs. PIT)

FIELD GOAL BLOCKED RETURNED FOR TD

By Browns
Leigh Bodden, 59 yards (11/13/05 at PIT)

By Opponent
Will Hill III, 62 yards (11/30/15 vs. BAL)

SAFETY SCORED

By Browns
Trevon Coley tackled Peyton Barber in the end zone (10/21/18 at TB)

By Opponent
Holding penalty enforced in the end zone (10/28/18 at PIT)

100 YARDS RUSHING

By Browns
Nick Chubb, 112 yards (12/23/18 vs. CIN)

By Opponent
Kenneth Dixon, 117 yards (12/30/18 at BAL)

100 YARDS RUSHING IN A HALF

By Browns
Nick Chubb, 120 yards in second half (11/11/18 vs. ATL)

By Opponent
James Conner, 113 yards in second half (10/28/18 at PIT)

200 YARDS RUSHING

By Browns
Jerome Harrison, 286 yards (12/20/09 at KC)

By Opponent
Ahmad Bradshaw, 200 yards (10/7/12 at NYG)

BACK-TO-BACK 100-YARD RUSHING GAMES

By Browns
Nick Chubb, 100 (12/15/18 at DEN), Nick Chubb, 112 (12/23/18 vs. CIN)

By Opponent
Jeremy Hill, 111 (12/11/16 vs. CIN), LeSean McCoy, 153 (12/18/16 vs. BUF)

TWO 100-YARD RUSHERS IN SAME GAME

By Browns
Leroy Kelly (113) & Ernie Green (103) (10/8/66 vs. PIT)

By Opponent
Arian Foster (124) & Ben Tate (115) (11/6/11 at HOU)

TWO RUSHING TOUCHDOWNS

By Browns
Nick Chubb (9/30/18 at OAK)

By Opponent
Lamar Jackson (12/30/18 at BAL)

THREE RUSHING TOUCHDOWNS

By Browns
Peyton Hillis (11/28/10 vs. CAR)

By Opponent
Melvin Gordon III (10/14/18 vs. LAC)

FOUR RUSHING TOUCHDOWNS

By Browns
Jamal Lewis (11/4/07 vs. SEA)

By Opponent
None

SUCCESSFUL ONSIDE KICK

By Browns
October 16, 2016 (at TEN)

By Opponent
December 8, 2013 (at NE)

OT GAME WON

By Browns
Cleveland 12 vs. Baltimore 9 (10/7/18)

By Opponent
Tampa Bay 26 vs. Cleveland 23 (10/21/18)

300 YARDS PASSING

By Browns
Baker Mayfield, 376 yards (23-42, 3 TD, 3 INT) (12/30/18 at BAL)

By Opponent
Matt Ryan, 330 yards (38-52, 2 TD) (11/11/18 vs. ATL)

BACK-TO-BACK 300-YARD PASSING GAMES

By Browns
Josh McCown, 457 yards (36-51, 2 TD) (10/11/15 at BAL), Josh McCown, 356 yards (32-41, 2 TD) (10/4/15 at SD)

By Opponent
Matt Ryan, 330 yards (38-52, 2 TD) (11/11/18 vs. ATL), Patrick Mahomes, 375 yards (23-32, 3 TD, INT) (11/4/18 vs. KC)

400 YARDS PASSING

By Browns
Josh McCown, 457 yards (36-51, 2 TD) (10/11/15 at BAL)

By Opponent
Derek Carr, 437 yards (35-58, 4 TD, 2 INT) (9/30/18 at OAK)

200 YARDS PASSING IN A HALF

By Browns
Baker Mayfield, 210 yards in second half (12/30/18 at BAL)

By Opponent
Matt Ryan, 213 yards in second half (11/11/18 vs. ATL)

THREE TOUCHDOWN PASSES

By Browns
Baker Mayfield (12/30/18 at BAL)

By Opponent
Patrick Mahomes (11/4/18 vs. KC)

FOUR TOUCHDOWN PASSES

By Browns
Baker Mayfield (11/25/18 at CIN)

By Opponent
Derek Carr (9/30/18 at OAK)

FIVE TOUCHDOWN PASSES

By Browns
Derek Anderson (9/16/07 vs. CIN)

By Opponent
Matthew Stafford (11/22/09 at DET)

SIX TOUCHDOWN PASSES

By Browns
None

By Opponent
Carson Palmer (9/16/07 vs. CIN)

100 YARDS RECEIVING

By Browns
Jarvis Landry, 102 yards (12/30/18 at BAL)

By Opponent
Julio Jones, 107 yards (11/11/18 vs. ATL)

100 YARDS RECEIVING IN A HALF

By Browns
Terrelle Pryor Sr., 101 yards in first half (10/30/16 vs. NYJ)

By Opponent
JuJu Smith-Schuster, 127 yards in first half (12/31/17 at PIT)

TWO 100-YARD RECEIVERS IN SAME GAME

By Browns
Josh Gordon (151) & Jordan Cameron (121) (12/8/13 at NE)

By Opponent
Amari Cooper (128) & Jared Cook (110) (9/30/18 at OAK)

BACK-TO-BACK 100-YARD RECEIVING GAMES

By Browns
Terrelle Pryor Sr., 144 yards (9/25/16 at MIA), Corey Coleman, 104 yards (9/18/16 vs. BAL)

By Opponent
Tyrell Williams, 118 yards (10/14/18 vs. LAC), Mike Evans, 107 yards (10/21/18 at TB)

200 YARDS RECEIVING

By Browns
Josh Gordon, 261 yards (12/1/13 vs. JAX)

By Opponent
Terrell Owens, 222 yards (10/3/10 vs. CIN)

TWO RECEIVING TOUCHDOWNS

By Browns
Duke Johnson Jr. (11/4/18 vs. KC)

By Opponent
Travis Kelce (11/4/18 vs. KC)

THREE RECEIVING TOUCHDOWNS

By Browns
Jordan Cameron (9/22/13 at MIN)

By Opponent
Martellus Bennett (10/9/16 vs. NE)

500 YARDS TOTAL OFFENSE

By Browns
505 yards (10/11/15 at BAL)

By Opponent
565 yards (9/30/18 at OAK)

TWO SACKS

By Browns
Myles Garrett (10/21/18 at TB)

By Opponent
Carl Nassib (10/21/18 at TB)

THREE SACKS

By Browns
Paul Kruger (10/26/14 vs. OAK)

By Opponent
T.J. Watt (9/9/18 vs. PIT)

FOUR SACKS

By Browns
Andra Davis (11/9/03 at KC)

By Opponent
Elivs Dumervil (9/20/09 at DEN)

THREE FIELD GOALS

By Browns
Zane Gonzalez (11/26/17 at CIN)

By Opponent
Justin Tucker (4) (12/30/18 at BAL)

FOUR FIELD GOALS

By Browns
Travis Coons (1/3/16 vs. PIT)

By Opponent
Justin Tucker (12/30/18 at BAL)

FIVE FIELD GOALS

By Browns
Phil Dawson (11/4/12 vs. BAL)

By Opponent
Ka'imi Fairbairn (12/2/18 at Hou)

SIX FIELD GOALS

By Browns
Phil Dawson (11/5/06 at SD)

By Opponent
None

WEEK 1, GAME 1



**REDSKINS 10
BROWNS 30**

Aug. 8, 2019
FirstEnergy Stadium, Cleveland, Ohio



The Cleveland Browns opened up their preseason schedule with a matchup against the Washington Redskins at home, winning 30-10. QB Baker Mayfield and the Browns went no-huddle to open the game and marched down the field, scoring on the game's opening sequence with a seven-play, 89-yard drive that took just 2:13. Shortly after, QB Case Keenum found WR Robert Davis on a 46-yard touchdown pass to even the score at 7-7. Browns rookie LB Mack Wilson made his mark on the game when he intercepted Washington rookie QB Dwayne Haskins Jr. and returned it 40 yards for a touchdown, putting Cleveland up 14-7. With 4:55 left in the first half, K Greg Joseph extended the lead to 17-7 with a 43-yard field goal. WR D.J. Montgomery caught a 12-yard touchdown pass from rookie QB David Blough to cap off an 11-play, 80-yard drive, putting the Browns up 24-10. A highlight moment of the contest happened with three minutes to go in the game when WR Damon Sheehy-Guiseppi went onto the field to return a punt for the first time in his professional career. Sheehy-Guiseppi would field the punt and run 86 yards for a touchdown to cap off the stellar night for Cleveland, putting the Browns up 30-10. Joseph's PAT attempt was no good for a final score of 30-10.

TEAM	1	2	3	4	F
Washington	7	0	3	0	10
Cleveland	7	10	0	13	30

SCORING SUMMARY

TEAM Q TIME PLAY

Redskins 1 7:23 R.Davis 46 yd. pass from C.Keenum (5-84, 1:40)
 Browns 2 10:53 M.Wilson 40 yd. interception return(A.Seibert kick)
 Browns 2 4:55 G.Joseph 43 yd. Field Goal (8-39, 3:51)
 Redskins 3 8:21 D.Hopkins 35 yd. Field Goal (14-63, 6:39)
 Browns 4 4:19 D.Montgomery 12 yd. pass from D.Blough (11-80, 6:14)
 Browns 4 3:05 D.Sheehy-Guiseppi 86 yd. punt return (kick failed, hlu)

TEAM STATISTICS

	WAS	CLE
FIRST DOWNS:	12	23
TIME OF POSSESSION:	29:50	30:10
TOTAL NET YARDS: (RU/PA):	271 (82, 189)	417 (90/327)
SACKS/YARDS	3/32	2/7
PUNTS/AVERAGE:	6-51.5	4/44.8
PENALTIES/YARDS:	7/55	6/89
FUMBLES/LOST:	2/1	2/2

INDIVIDUAL STATISTICS

PASSING: CLE: G. Gilbert 14-22-135, B. Mayfield 5-6-77 (TD), D. Stanton 3-8-63, D. Blough, 4-7-59 (TD); **WAS:** D. Haskins 8-14-117, C. Keenum 4-9-60 (TD), J. Woodrum 6-11-44. **RUSHING: CLE:** D. Johnson 5-23, D. Hilliard 9-19, T. Gray 2-16, D. Blough 2-12, N. Chubb 1-12, A. Oullette 3-5, G. Gilbert 1-3; **WAS:** C. Reynolds 9-21, B. Marshall 5-17, D. Haskins 2-17, S. Perine 6-13, C. Keenum 1-10, S. Wilson 4-4. **RECEIVING: CLE:** R. Higgins 5-98 (TD), I. Hyman 4-39, A. Callaway 3-42, D. Hilliard 3-34, D. Montgomery 2-47 (TD), J. Strong 2-27, D. Sheehy-Guiseppi 2-12, N. Chubb 1-14, D. Willies 1-8, P. Brown 1-8, D. Baker 1-6, O. Charles 1-(-1), S. Carlson 1-0; **WAS:** D. Kidsy 5-86, K. Harmon 2-17, R. Davis 1-46 (TD), M. Flanagan 1-15, S. Wilson 1-12, S. Sims 1-9, T. Quinn 1-8, T. Rahming 1-6, J. Holtz 1-6, C. Reynolds 1-5, J. Chesson 1-4, S. Perine 1-1.

WEEK 2, GAME 2



**BROWNS 21
COLTS 18**

Aug. 17, 2019
Lucas Oil Stadium, Indianapolis, Ind.



In Cleveland's second preseason game, the Browns travelled to Indianapolis where they defeated the Colts, 21-18. After the teams traded possessions in the early goings, featuring a 74-yard punt from Browns rookie P Jamie Gillan in the first quarter. Cleveland was the first to get on the board when QB Garrett Gilbert found WR Jaelen Strong in the back of the end zone to put the Browns ahead, capping off a 7-play, 64-yard drive. The second quarter would see both teams find the end zone with the Colts tying the game at seven just over four minutes into the second quarter. Colts QB Jacoby Brissett led a 10-play 85-yard drive down the field, finishing it off with a 12-yard TD pass to Colts TE Eric Ebron. After each team missed field goal attempts in the final minute of the first half, the Browns went into halftime leading, 14-7. The Browns extended their lead to 21-7 when rookie Browns QB David Blough found WR Derrick Willies for a four-yard TD pass. After a 41-yard FG by Colts K Cole Hedlund, the Browns lead by two possessions, 21-10, going into the fourth quarter. After forcing a three-and-out, the Colts gained possession of the ball just with 0:18 left in the third. Just four plays and 1:49 later, the Colts cut into the Browns' lead again, this time scoring a touchdown. With Colts QB Chad Kelly's 24-yard TD pass over the middle to Colts TE Ross Travis. After a successful two-point conversion by Indianapolis, the Browns led 21-18. Both teams would battle for the remainder of the game, but neither team would put additional points on the board. The Browns closed out the game by stopping the Colts on the Cleveland 10-yard line on fourth down, winning the game 21-18 and improving to 2-0 in the 2019 preseason.

TEAM	1	2	3	4	F
Cleveland	7	7	7	0	21
Indianapolis	0	7	3	8	18

SCORING SUMMARY

TEAM Q TIME PLAY

Browns 1 1:52 J.Strong 4 yd. pass from G.Gilbert (G.Joseph kick) (7-64, 4:09)
 Colts 2 10:28 E.Ebron 12 yd. pass from J.Brissett (C.Hedlund kick) (10-85, 6:24)
 Browns 2 7:02 D.Johnson 6 yd. pass from G.Gilbert (A.Seibert kick) (6-75, 3:26)
 Browns 3 9:09 D.Willies 4 yd. pass from D.Blough (A.Seibert kick) (8-78, 3:56)
 Colts 3 1:55 C.Hedlund 41 yd. Field Goal (12-52, 7:14)
 Colts 4 13:11 R.Travis 24 yd. pass from C.Kelly (C.Kelly-H.Hentges pass) (5-51, 2:07)


TEAM STATISTICS

	CLE	IND
FIRST DOWNS:	19	23
TIME OF POSSESSION:	26:52	33:08
TOTAL NET YARDS: (RU/PA):	271 (64/207)	382 (73/309)
SACKS/YARDS	2/15	2/18
PUNTS/AVERAGE:	6-47.2	5-48.6
PENALTIES/YARDS:	3-119	16-164
FUMBLES/LOST:	1/0	1/0

INDIVIDUAL STATISTICS

PASSING: CLE: G. Gilbert 13-19-151 (2 TD), D. Blough 7-12-74 (TD); **IND:** C. Kelly 12-17-115 (TD), P. Walker 10-17-109, J. Brissett 8-10-100 (TD). **RUSHING: CLE:** D. Johnson 10-53, K. Hunt 2-6, D. Blough 2-6, T. Gray 4-(-1); **IND:** A. Ware 7-24, J. Williams 3-15, J. Brissett 1-11, M. Mack 6-10, N. Hines 1-9, P. Walker 1-5, C. Kelly 1-0, D. Foreman 1-(-1). **RECEIVING: CLE:** R. Higgins 4-34, D. Montgomery 3-77, D. Johnson 3-26 (TD), J. Strong 3-14 (TD), S. Carlson 2-14, R. Gather 2-9, I. Hyman 1-24, D. Baker 1-23, D. Willies 1-4; **IND:** D. Cain 7-80, H. Hentges 4-34, M. Johnson 3-32, E. Ebron 2-28, D. Funchess 2-27, K. Hogan 2-25, J. Veasy 2-19, A. Ware 2-1, R. Travis 1-24, J. Doyle 1-19, C. Rogers 1-13, Ro. Lewis 1-10, M. Mack 1-6, D. Foreman 1-6.

WEEK 3, GAME



The Browns fell to the Tampa Bay Buccaneers in the third preseason game of the 2019 NFL season, 12-13. The Browns were the first to put points on the board when rookie K Austin Seibert put the ball through the uprights from 54 yards. Cleveland extended its lead to 6-0 when Seibert was successful from 36 yards. Towards the end of the first half, Seibert and the Browns would complete a trifecta of field goals in the first half when the rookie from Oklahoma was good from 30 yards out. After forcing a three-and-out, the Buccaneers were able to put points on the board when K Cairo Santos was good from 23 yards, 9-3. Tampa Bay would go on to be the first to find the endzone when Ryan Griffin found TE Jordan Leggett over the middle for a 20 yard TD pass, putting the Buccaneers in front, 10-9. Trailing 9-10 entering the fourth quarter, the Browns regained the lead with 7:36 remaining in the game when Seibert connected on a 35 yard field goal to put the Browns back in front, 12-10. The Buccaneers' ensuing drive would prove to be the game-winning possession when they put together a 16-play, 72-yard drive, taking just over seven minutes off the clock. The Buccaneers took the lead for the final time 13-12 when K Matt Gay was good from 21 yards with 0:18 remaining in the game.

TEAM	1	2	3	4	F
Cleveland	3	6	0	3	12
Tampa Bay	0	0	10	3	13

SCORING SUMMARY

TEAM Q TIME PLAY

Browns	1	8:40	A. Seibert 54 yd. Field Goal (7-18, 3:04)
Browns	2	13:17	A. Seibert 36 yd. Field Goal (5-18, 1:34)
Browns	2	6:29	A. Seibert 30 yd. Field Goal (13-37, 4:35)
Buccaneers	3	6:42	C. Santos 23 yd. Field Goal (13-63, 6:01)
Buccaneers	3	0:19	J. Leggett 20 yd. pass from R. Griffin (M. Gay kick) (9-69, 4:27)
Browns	4	7:32	A. Seibert 35 yd. Field Goal (10-31, 4:11)
Buccaneers	4	0:15	M. Gay 21 yd. Field Goal (16-72, 7:17)

TEAM STATISTICS

	CLE	TB
FIRST DOWNS:	12	20
TIME OF POSSESSION:	23:52	36:08
TOTAL NET YARDS: (RU/PA):	141 (33/108)	265 (73/195)
SACKS/YARDS:	7/47	3/24
PUNTS/AVERAGE:	6-44.0	7-33.1
PENALTIES/YARDS:	8-55	9-76
FUMBLES/LOST:	1/0	1/0

INDIVIDUAL STATISTICS

PASSING: CLE: B. Mayfield 10-26-72, D. Blough 3-7-23, D. Stanton 3-6-37; TB: J. Winston 9-19-88, R. Griffin 11-17-121 (TD), B. Gabbert 4-5-33. **RUSHING:** CLE: D. Blough 1-12, K. Hunt 5-11, D. Johnson 5-10, D. Stanton 1-0; TB: D. Ogunbowale 7-22, A. Ellington 6-21, R. Jones 4-8, B. Gabbert 1-8, J. Winston 2-6, P. Barber 3-3. B. Wilson 1-2, R. Griffin 1-0.

RECEIVING: CLE: D. Johnson 3-43, R. Higgins 3-18, D. Willies 2-16, J. Strong 2-11, B. Miller 2-11, P. Brown 1-12, S. Carlson 1-12, I. Hyman 1-6, K. Hunt 1-3; TB: C. Godwin 4-52, T. Hudson 4-49, B. Wilson 4-28, J. Watson 2-21, D. Ogunbowale 2-19. S. Miller 2-15, B. Perriman 2-15, J. Leggett 1-20, A. Ellington 1-11, A. Johnson 1-8. O. Howard 1-4.

2019 PRESEASON STATISTICS

2019 DEFENSIVE STATISTICS

PLAYER	TACKLES			SK	INTERCEPTIONS				TD	FUMBLES			YDS
	TOTAL	SOLO	ASST		YDS	NO	YDS	LG		PD	FF	FR	
Sheldrick Redwine	16	13	3	0	0	0	0	0	0	0	0	0	0
J.T. Hassell	11	9	2	0	0	0	0	0	0	0	0	0	0
Phillip Gaines	8	8	0	0	0	0	0	0	0	2	0	0	0
Ray Ray Armstrong	8	6	2	0	0	0	0	0	0	0	0	0	0
Mack Wilson	7	6	1	0	0	2	0	0	1	2	0	0	0
Adarius Taylor	7	3	4	0	0	0	0	0	0	0	0	0	0
Eric Murray	7	6	1	1	5	0	0	0	0	1	0	0	0
Wyatt Ray	6	4	2	1	10	0	0	0	0	0	0	0	0
Morgan Burnett	6	6	0	0	0	0	0	0	0	0	0	0	0
Devaroe Lawrence	6	6	0	3	29	0	0	0	0	0	0	0	0
Greedy Williams	5	5	0	0	0	1	0	0	0	1	0	0	0
Terrance Mitchell	5	5	0	0	0	0	0	0	0	1	1	0	0
Anthony Zettel	5	3	2	0	0	0	0	0	0	1	0	0	0
Christian Kirksey	5	5	0	1	5	0	0	0	0	0	0	0	0
Joe Schobert	5	3	2	0	0	0	0	0	0	1	0	0	0
Carl Davis	5	3	2	0	0	0	0	0	0	0	0	0	0
Tigie Sankoh	4	3	1	1	8	0	0	0	0	1	1	0	0
Genard Avery	4	4	0	0	0	0	0	0	0	0	0	0	0
Robert Jackson	4	3	1	0	0	0	0	0	0	0	0	0	0
Willie Harvey	4	3	1	0	0	0	0	0	0	1	0	0	0
Lenzy Pipkins	4	4	0	0	0	0	0	0	0	0	0	0	0
Sione Takitaki	4	2	2	0	0	0	0	0	0	0	0	0	0
Olivier Vernon	4	3	1	2	15	0	0	0	0	0	0	0	0
Trevon Coley	4	3	1	0	0	0	0	0	0	0	0	0	0
Sheldon Richardson	4	4	0	1	9	0	0	0	0	0	0	0	0
Jermaine Whitehead	3	3	0	0	0	0	0	0	0	0	0	1	0
Damarious Randall	3	3	0	0	0	0	0	0	0	0	0	0	0
Brandin Bryant	3	1	0	0	0	0	0	0	0	0	0	0	0
Donnie Lewis Jr.	3	3	0	0	0	0	0	0	0	0	0	0	0
Jhavonte Dean	3	2	1	0	0	0	0	0	0	0	0	0	0
Juston Burris	2	1	1	1	13	0	0	0	0	0	0	0	0
Larry Ogunjobi	2	1	1	0	0	0	0	0	0	0	0	0	0
Myles Garrett	2	2	0	0	0	0	0	0	0	0	0	0	0
Chad Thomas	1	1	0	0	0	0	0	0	0	0	0	0	0
Chris Smith	1	1	0	0	0	0	0	0	0	0	0	0	0
Denzel Ward	1	1	0	1	0	0	0	0	0	0	0	0	0
Terry Sprinkle	1	0	1	0	0	0	0	0	0	0	0	0	0
Dedrick Young	1	1	0	0	0	0	0	0	0	0	0	0	0
Totals	174	140	32	12	94	3	0	0	1	11	2	1	0

2019 SPECIAL TEAMS STATISTICS

PLAYER	TACKLES			FF	FR	BLK
	TOTAL	SOLO	ASST			
J.T. Hassell	3	3	0	0	0	0
Robert Jackson	2	2	0	0	0	0
Pharaoh Brown	1	1	0	0	0	0
Jamie Gillan	1	1	0	0	0	0
Stephen Carlson	1	1	0	0	0	0
Rico Gathers	1	1	0	0	0	0
Eric Murray	1	1	0	0	0	0
Jermaine Whitehead	1	1	0	0	0	0
Stephen Carlson	1	1	0	0	0	0
Juston Burris	1	1	0	0	0	0
Willie Harvey	1	1	0	0	0	0
D'Ernest Johnson	1	1	0	0	0	0
Totals	15	15	0	0	0	0

2019 MISCELLANEOUS STATISTICS

PLAYER	TKL	FF	FR
Dontrell Hilliard	1	0	0
Rashard Higgins	1	0	0
Drew Stanton	0	0	1
Garrett Gilbert	0	0	1
Bryan Witzmann	1	0	0
Totals	3	0	2

2019 DEFENSIVE SCORING

PLAYER	INT TD	RET	FUMBLES RET	SAF
Mack Wilson	1	1	0	0
Totals	1	1	0	0

2019 BROWNS GAME-BY-GAME OFFENSIVE STATISTICS

OPP	1ST DOWNS			DOWN CONV.			RUSHING			PASS			TDs			FGs			FUM			PEN			PUNTS						
	T	R	Pass	Pen.	3rd	4th	Net Yds.	Plays	Net	Att.	Avg.	Net	Skd-Yds.	Gross	A	C	TD	INT	R	P	Ret.	M	A	No.	Lost	No.	Yds.	No.	Avg.	POSS.	
vs. WAS (8/8)	23	6	16	1	6-14	0-2	417	68	90	23	3.9	327	2-7	334	43	26	4	0	0	2	1	1	1	1	2	2	6	89	4	44.8	30:10
at IND (8/17)	19	3	14	2	1-8	0-0	271	51	64	18	3.6	207	2-18	225	31	20	3	0	0	3	0	0	2	1	0	13	119	6	47.2	26:52	
at TB (8/23)	12	1	7	4	2-14	1-1	141	54	33	12	2.8	108	3-24	132	39	16	0	1	0	0	0	4	4	1	0	8	55	6	47.8	23:52	
TOTAL	54	10	37	7	73-208	9-21	829	173	187	53	4.54	642	36-254	691	113	62	7	1	0	5	1	5	7	4	2	27	263	16	44	26:24	

2019 BROWNS GAME-BY-GAME DEFENSIVE STATISTICS

OPP	1ST DOWNS			DOWN CONV.			RUSHING			PASS			TDs			FGs			FUM			PEN			PUNTS					
	T	R	Pass	Pen.	3rd	4th	Net Yds.	Plays	Net	Att.	Avg.	Net	Skd-Yds.	Gross	A	C	TD	INT	R	P	Ret.	M	A	No.	Lost	No.	Yds.	No.	Avg.	POSS.
vs. WAS (8/8)	25	7	17	1	7-15	0-0	472	80	159	35	4.5	313	4-22	335	41	23	3	2	1	0	0	0	1	3	3	12	116	7	39.3	35:12
at IND (8/17)	23	3	16	4	3-13	1-3	382	67	73	21	3.5	309	2-15	324	44	30	2	0	0	2	0	1	2	1	0	16	164	5	48.6	33:08
at TB (8/23)	20	3	14	3	9-19	0-0	265	73	70	25	2.5	195	7-47	242	41	24	1	0	0	1	0	2	3	1	0	9	76	7	41.9	36:08
TOTAL	68	13	47	8	75-210	13-20	1119	220	302	81	4.55	817	37-245	901	126	77	6	3	2	4	0	3	6	5	3	37	356	19	44	31:36

FINAL 2018 STATISTICS

2018 DEFENSIVE STATISTICS

PLAYER	TACKLES			SK	INTERCEPTIONS					FUMBLES			YDS
	TOTAL	SOLO	ASST		YDS	NO	YDS	LG	TD	PD	FF	FR	
Jamie Collins Sr.	104	73	31	4	17	1	0	0	0	4	1	1	0
Joe Schobert	103	57	46	3	20	1	0	0	0	6	2	2	28
Damarious Randall	84	71	13	0	0	4	7	50	0	9	0	1	0
Jabrill Peppers	77	52	25	1	11	1	0	0	0	5	0	2	16
T.J. Carrie	73	57	16	1	9	1	0	0	0	8	2	1	0
Denzel Ward	53	41	12	0	0	3	26	26	0	11	1	2	29
Larry Ogunjobi	52	33	19	5.5	51.5	0	0	0	0	0	1	0	0
Briean Boddy-Calhoun	52	40	12	0	0	0	0	0	0	2	1	0	0
Myles Garrett	44	35	9	13.5	81.5	0	0	0	0	3	3	0	0
Christian Kirksey	43	29	14	0	0	2	17	0	0	5	0	1	8
Emmanuel Ogbah	40	24	16	3	13.5	0	0	0	0	8	0	1	0
Trevon Coley	39	17	22	0.5	2	0	0	0	0	0	0	1	0
Genard Avery	39	29	10	4.5	26.5	0	0	0	0	4	1	1	5
Derrick Kindred	38	28	10	0	0	1	-2	0	0	1	1	0	0
Terrance Mitchell	38	34	4	0	0	1	0	0	0	6	2	1	0
Chris Smith	21	14	7	1	13	0	0	0	0	2	1	0	0
Tanner Vallejo	20	13	7	0	0	0	0	0	0	0	0	0	0
Anthony Zettel	14	7	7	0	0	0	0	0	0	0	0	0	0
E.J. Gaines	12	10	2	0	0	1	0	0	0	3	0	0	0
Brian Price	11	6	5	0	0	0	0	0	0	0	0	0	0
James Burgess Jr.	7	5	2	0	0	0	0	0	0	0	0	0	0
Phillip Gaines	6	4	2	0	0	0	0	0	0	0	0	0	0
Ray-Ray Armstrong	4	3	1	0	0	0	0	0	0	0	0	0	0
Jermaine Whitehead	2	0	2	0	0	0	0	0	0	0	0	0	0
Carl Davis	1	0	1	0	0	0	0	0	0	0	0	0	0
Tavierre Thomas	1	1	0	0	0	0	0	0	0	0	0	0	0
Denzel Rice	0	0	0	0	0	1	0	0	0	1	0	0	0
Totals	978	683	295	37	245	17	48	76	0	78	16	14	86

2018 SPECIAL TEAMS STATISTICS

PLAYER	TACKLES TOTAL	SOLO	ASST	FF	FR	BLK
Tanner Vallejo	7	6	1	1	0	0
Derrick Kindred	7	5	2	0	0	0
Tavierre Thomas	7	6	1	0	0	0
Nick Chubb	5	2	3	0	0	0
Orson Charles	5	3	2	0	0	0
Briean Boddy-Calhoun	4	4	0	0	0	0
Charley Hughlett	4	3	1	1	0	0
D'Juan Hines	4	2	2	0	0	0
Denzel Rice	3	2	1	0	0	0
Seth DeValve	3	2	1	0	0	0
Dontrell Hilliard	3	1	2	0	0	0
Phillip Gaines	3	3	0	0	0	0
Jabrill Peppers	2	0	2	0	1	0
Jermaine Whitehead	2	1	1	0	0	0
Ray-Ray Armstrong	2	1	1	0	0	0
Justin Burris	2	2	0	0	0	0
Damarious Randall	1	1	0	0	0	0
E.J. Gaines	1	1	0	0	0	0
Duke Johnson Jr.	1	1	0	0	0	0
Darren Fells	1	0	1	0	0	0
Genard Avery	1	1	0	0	0	0
James Burgess Jr.	1	1	0	0	0	0
Jeremiah McKinnon	1	1	0	0	0	0
Rod Streater	1	0	1	0	0	0
T.J. Carrie	1	1	0	0	0	0
Greg Joseph	1	1	0	0	0	0
Xavier Woodson-Luster	1	1	0	0	0	0
Denzel Ward	0	0	0	0	0	1
Myles Garrett	0	0	0	0	0	1
Totals	74	52	22	2	1	2

2018 MISCELLANEOUS STATISTICS

PLAYER	TKL	FF	FR
JC Tretter	3	0	0
Duke Johnson Jr.	2	0	0
Jarvis Landry	2	0	0
David Njoku	2	0	0
Josh Gordon	1	0	0
Nick Chubb	1	0	0
Desmond Harrison	1	0	0
Tyrod Taylor	1	0	1
Joel Bitonio	1	0	2
Breshad Perriman	1	0	0
Antonio Callaway	1	0	0
Rashard Higgins	0	0	1
Baker Mayfield	0	0	2
Carlos Hyde	0	0	1
Totals	16	0	7

2018 DEFENSIVE SCORING

PLAYER	INT TD	RET	FUMBLES RET	SAF
Trevon Coley	0	0	0	1
Totals	0	0	0	1

